


Single Audit Report


For the Year Ended June 30, 2012



Office of the State Auditor
Beth A. Wood, CPA
State Auditor

State of North Carolina

STATE OF NORTH CAROLINA



SINGLE AUDIT REPORT

2 0 1 2

OFFICE OF THE STATE AUDITOR
BETH A. WOOD, CPA
STATE AUDITOR

TABLE OF CONTENTS

TRANSMITTAL.....1

AUDITOR’S SECTION

 Independent Auditor’s Report on Internal Control Over Financial Reporting and on
 Compliance and Other Matters Based on an Audit of Financial Statements
 Performed in Accordance With *Government Auditing Standards*5

 Independent Auditor’s Report on Compliance With Requirements That Could Have a
 Direct and Material Effect on Each Major Program and on Internal Control Over
 Compliance in Accordance With OMB Circular A-1337

 Schedule of Findings and Questioned Costs.....13

AUDITEE’S SECTION

 Schedule of Expenditures of Federal Awards.....139

 Summary140

 Detail.....151

 By State Agency223

 Notes to the Schedule of Expenditures of Federal Awards309

 Summary Schedule of Prior Audit Findings313

 Corrective Action Plan.....369

 Ordering Information395

North Carolina Office of the State Auditor

Our Mission and Our Commitment


The Office of the State Auditor protects the interests of taxpayers and others who provide financial resources to the State of North Carolina. Specifically, we provide objective information to interested parties about whether economic resources are properly accounted for, reported and managed; as well as whether publically-funded programs are achieving desired results.

The Office of the State Auditor's mission is accomplished by conducting thorough audits and investigations. These audits and investigations are performed by highly competent and professional staff and result in useful and practical recommendations to improve services provided by North Carolina state government.

This office will always strive for the highest standards in professional conduct, independence and integrity as we pursue our mission. If we find financial management deficiencies, we will report them without apology because our ultimate responsibility is to the citizens and taxpayers of North Carolina.

A handwritten signature in black ink, reading "Beth A. Wood". The signature is written in a cursive, flowing style.

Beth A. Wood, CPA
State Auditor

Office of the State Auditor

Beth A. Wood, CPA
State Auditor

2 S. Salisbury Street
20601 Mail Service Center
Raleigh, NC 27699-0601
Telephone: (919) 807-7500
Fax: (919) 807-7647
Internet
<http://www.ncauditor.net>

March 25, 2013

The Honorable Pat McCrory, Governor
The General Assembly of North Carolina

We are pleased to submit the *Single Audit Report* for the State of North Carolina for the fiscal year ended June 30, 2012. The audit was conducted in accordance with standards contained in *Government Auditing Standards* issued by the Comptroller General of the United States, the requirements of the Single Audit Act Amendments of 1996, and the provisions of the Office of Management and Budget Circular A-133, *Audits of States, Local Governments, and Non-Profit Organizations*.

This *Single Audit Report* reflects federal awards of \$23.4 billion. This report includes significant deficiencies and material weaknesses in internal control relating to major federal programs and instances of noncompliance, including several that we believe constitute material noncompliance, that meet the criteria of OMB Circular A-133.

The North Carolina *Comprehensive Annual Financial Report* for the fiscal year ended June 30, 2012 has been issued in a separate report by the Office of the State Controller. In accordance with *Government Auditing Standards*, we are issuing our report on our consideration of the State of North Carolina's internal control over financial reporting and our tests of its compliance with certain provisions of laws, regulations, contracts, and grant agreements that have an effect on the financial statements.

The deficiencies in internal control and instances of noncompliance arising from our audit that are required to be reported by *Governmental Auditing Standards* or the Single Audit Act and OMB Circular A-133 are described in the Schedule of Findings and Questioned Costs.

We wish to acknowledge the assistance of the North Carolina Office of the State Controller and the cooperation of other state agencies, community colleges, and universities in the preparation of this report.

Respectfully submitted,


A handwritten signature in cursive script that reads "Beth A. Wood".

Beth A. Wood, CPA
State Auditor

[This Page Left Blank Intentionally]

AUDITOR'S SECTION

[This Page Left Blank Intentionally]

Office of the State Auditor

Beth A. Wood, CPA
State Auditor

2 S. Salisbury Street
20601 Mail Service Center
Raleigh, NC 27699-0601
Telephone: (919) 807-7500
Fax: (919) 807-7647
Internet
<http://www.ncauditor.net>

**INDEPENDENT AUDITOR'S REPORT
ON INTERNAL CONTROL OVER FINANCIAL REPORTING AND
ON COMPLIANCE AND OTHER MATTERS BASED ON AN AUDIT OF
FINANCIAL STATEMENTS PERFORMED IN ACCORDANCE WITH
GOVERNMENT AUDITING STANDARDS**

The Honorable Pat McCrory, Governor
The General Assembly of North Carolina

We have audited the financial statements of the governmental activities, the business-type activities, the aggregate discretely presented component units, each major fund, and the aggregate remaining fund information of the State of North Carolina as of and for the year ended June 30, 2012 (not presented herein), which collectively comprise the State's basic financial statements, and have issued our report thereon dated December 3, 2012. Our report includes a reference to other auditors.

As discussed in Note 23 to the financial statements, the State of North Carolina implemented Governmental Accounting Standards Board Statement No. 64, *Derivative Instruments: Application of Hedge Accounting Termination Provisions*, during the year ended June 30, 2012.

We conducted our audit in accordance with auditing standards generally accepted in the United States of America and the standards applicable to financial audits contained in *Government Auditing Standards*, issued by the Comptroller General of the United States. Other auditors audited the financial statements of the North Carolina State Lottery Fund, the North Carolina Turnpike Authority, the North Carolina Housing Finance Agency, the State Education Assistance Authority, the University of North Carolina System – University of North Carolina Health Care System – Rex Healthcare, the Supplemental Retirement Income Plan of North Carolina, and the cash basis claims and benefits of the North Carolina State Health Plan, as described in our report on the State of North Carolina's financial statements. This report does not include the results of the other auditors' testing of internal control over financial reporting or compliance and other matters that are reported on separately by those auditors. The financial statements of the University of North Carolina System – University of North Carolina Health Care System – Rex Healthcare and the Supplemental Retirement Income Plan of North Carolina were not audited in accordance with *Government Auditing Standards*. As of the date of our report on the financial statements of the State of North Carolina, the financial statements of the State Education Assistance Authority were not audited in accordance with *Government Auditing Standards*; however, subsequent to that date, an audit in accordance with *Government Auditing Standards* was completed.

Internal Control Over Financial Reporting

Management of the State of North Carolina is responsible for establishing and maintaining effective internal control over financial reporting. In planning and performing our audit, we considered the State of North Carolina's internal control over financial reporting as a basis for designing our auditing procedures for the purpose of expressing our opinion on the financial

statements, but not for the purpose of expressing an opinion on the effectiveness of the State's internal control over financial reporting. Accordingly, we do not express an opinion on the effectiveness of the State's internal control over financial reporting.

A *deficiency in internal control* exists when the design or operation of a control does not allow management or employees, in the normal course of performing their assigned functions, to prevent, or detect and correct misstatements on a timely basis. A *material weakness* is a deficiency, or a combination of deficiencies, in internal control such that there is a reasonable possibility that a material misstatement of the entity's financial statements will not be prevented, or detected and corrected on a timely basis.

Our consideration of internal control over financial reporting was for the limited purpose described in the first paragraph of this section and was not designed to identify all deficiencies in internal control over financial reporting that might be deficiencies, significant deficiencies or material weaknesses. We did not identify any deficiencies in internal control over financial reporting that we consider to be material weaknesses, as defined above. However, we identified a deficiency in internal control over financial reporting, described in finding 12-FS-1 in Section II, Financial Statement Findings, of the accompanying Schedule of Findings and Questioned Costs, that we consider to be a significant deficiency in internal control over financial reporting. A *significant deficiency* is a deficiency, or combination of deficiencies, in internal control that is less severe than a material weakness, yet important enough to merit attention by those charged with governance.

Compliance and Other Matters

As part of obtaining reasonable assurance about whether the State of North Carolina's financial statements are free of material misstatement, we performed tests of its compliance with certain provisions of laws, regulations, contracts, and grant agreements, noncompliance with which could have a direct and material effect on the determination of financial statement amounts. However, providing an opinion on compliance with those provisions was not an objective of our audit, and accordingly, we do not express such an opinion. The results of our tests disclosed no instances of noncompliance or other matters that are required to be reported under *Government Auditing Standards*.

The State of North Carolina's response to the finding identified in our audit is included in Section II, Financial Statement Findings, of the accompanying Schedule of Findings and Questioned Costs. We did not audit the State's response and, accordingly, we express no opinion on the response.

This report is intended solely for the information and use of the Governor, the General Assembly, the State Controller, management and staff of organizations within the State of North Carolina's reporting entity, and federal awarding agencies and pass-through entities and is not intended to be and should not be used by anyone other than these specified parties.



Beth A. Wood, CPA
State Auditor

December 3, 2012



Beth A. Wood, CPA
State Auditor

STATE OF NORTH CAROLINA

Office of the State Auditor

2 S. Salisbury Street
20601 Mail Service Center
Raleigh, NC 27699-0601
Telephone: (919) 807-7500
Fax: (919) 807-7647
Internet
<http://www.ncauditor.net>

INDEPENDENT AUDITOR'S REPORT ON COMPLIANCE WITH REQUIREMENTS THAT COULD HAVE A DIRECT AND MATERIAL EFFECT ON EACH MAJOR PROGRAM AND ON INTERNAL CONTROL OVER COMPLIANCE IN ACCORDANCE WITH OMB CIRCULAR A-133

The Honorable Pat McCrory, Governor
The General Assembly of North Carolina

Compliance

We have audited the State of North Carolina's compliance with the types of compliance requirements described in the *OMB Circular A-133 Compliance Supplement* that could have a direct and material effect on each of the State of North Carolina's major federal programs for the year ended June 30, 2012. The State of North Carolina's major federal programs are identified in the summary of auditor's results section of the accompanying schedule of findings and questioned costs. Compliance with the requirements of laws, regulations, contracts, and grants applicable to each of its major federal programs is the responsibility of the State of North Carolina's management. Our responsibility is to express an opinion on the State of North Carolina's compliance based on our audit.

The State of North Carolina arranges with local government social services agencies to perform the "intake function" to determine eligibility for the following major programs: Medicaid Cluster, Temporary Assistance for Needy Families Cluster, Special Supplemental Nutrition Program for Women, Infants and Children, Low-Income Home Energy Assistance, Adoption Assistance, and the Children's Health Insurance Program. We designated these programs to be audited as major programs at certain local governments by their local government auditors. The results of these audits were furnished to us, and our opinion, insofar as it relates to the intake function for these programs, is based on the other auditors' results.

The State of North Carolina's financial reporting entity includes the operations of the State Education Assistance Authority and the North Carolina Housing Finance Agency. These agencies reported \$2.84 billion and \$253 million, respectively, in federal awards which are not included in the Schedule of Expenditures of Federal Awards during the year ended June 30, 2012. Our audit, described below, did not include the operations of the State Education Assistance Authority and the North Carolina Housing Finance Agency because these agencies engaged other auditors to perform an audit in accordance with OMB Circular A-133.

We conducted our audit of compliance in accordance with auditing standards generally accepted in the United States of America; the standards applicable to financial audits contained in *Government Auditing Standards*, issued by the Comptroller General of the United States; and OMB Circular A-133, *Audits of States, Local Governments, and Non-Profit Organizations*. Those standards and OMB Circular A-133 require that we plan and perform the audit to obtain reasonable assurance about whether noncompliance with the types of compliance requirements referred to above that could have a direct and material effect on a

major federal program occurred. An audit includes examining, on a test basis, evidence about the State of North Carolina's compliance with those requirements and performing such other procedures as we considered necessary in the circumstances. We believe that our audit and the reports of the other auditors provide a reasonable basis for our opinion. Our audit does not provide a legal determination of the State of North Carolina's compliance with those requirements.

As described in Section III, Federal Award Findings and Questioned Costs, in the accompanying Schedule of Findings and Questioned Costs, the State of North Carolina did not comply with several compliance requirements that are applicable to several of its major federal programs, as follows:

Finding Number	Type of Compliance Requirement	CFDA	Major Federal Program
12-SA-4	Reporting	14.228	Community Development Block Grants/State's Program and Non-Entitlement Grants in Hawaii
12-SA-6	Reporting	14.255	ARRA - Community Development Block Grants/State's Program and Non-Entitlement Grants in Hawaii – (Recovery Act Funded)
12-SA-14	Subrecipient Monitoring	66.458	Capitalization Grants for Clean Water State Revolving Funds
12-SA-15	Subrecipient Monitoring	66.458	Capitalization Grants for Clean Water State Revolving Funds
12-SA-16	Subrecipient Monitoring	66.468	Capitalization Grants for Drinking Water State Revolving Funds
12-SA-17	Subrecipient Monitoring	66.468	Capitalization Grants for Drinking Water State Revolving Funds
12-SA-18	Cash Management	81.041	State Energy Program
12-SA-20	Subrecipient Monitoring	81.041	State Energy Program
12-SA-21	Cash Management	81.042	Weatherization Assistance for Low-Income Persons
12-SA-28	Cash Management	84.031	Higher Education-Institutional Aid
12-SA-29	Davis-Bacon Act	84.031	Higher Education-Institutional Aid
12-SA-30	Equipment and Real Property Management	84.031	Higher Education-Institutional Aid
12-SA-31	Procurement and Suspension and Debarment	84.031	Higher Education-Institutional Aid
12-SA-32	Procurement and Suspension and Debarment	84.031	Higher Education-Institutional Aid
12-SA-39	Special Tests and Provisions	84.268	Federal Direct Student Loans
12-SA-40	Special Tests and Provisions	84.268	Federal Direct Student Loans
12-SA-41	Special Tests and Provisions	84.268	Federal Direct Student Loans
12-SA-43	Special Tests and Provisions	84.268	Federal Direct Student Loans
12-SA-44	Special Tests and Provisions	84.268	Federal Direct Student Loans

Finding Number	Type of Compliance Requirement	CFDA	Major Federal Program
12-SA-46	Subrecipient Monitoring	84.287	Twenty-First Century Community Learning Centers
12-SA-61	Subrecipient Monitoring	93.558	Temporary Assistance for Needy Families
12-SA-62	Subrecipient Monitoring	93.658	Foster Care-Title IV-E
12-SA-65	Subrecipient Monitoring	93.659	Adoption Assistance
12-SA-78	Cash Management	93.917	HIV Care Formula Grants
12-SA-81	Subrecipient Monitoring	93.959	Block Grants for Prevention and Treatment of Substance Abuse
12-SA-82	Subrecipient Monitoring	93.959	Block Grants for Prevention and Treatment of Substance Abuse
12-SA-83	Subrecipient Monitoring	93.959	Block Grants for Prevention and Treatment of Substance Abuse
12-SA-87	Subrecipient Monitoring	97.036	Disaster Grants - Public Assistance (Presidentially Declared Disasters)

Compliance with such requirements is necessary, in our opinion, for the State of North Carolina to comply with the requirements applicable to those programs.

In our opinion, based on our audit and the work of other auditors described above, except for the noncompliance described in the preceding paragraphs, the State of North Carolina complied, in all material respects, with the compliance requirements referred to above that could have a direct and material effect on each of its major federal programs for the year ended June 30, 2012. The results of our auditing procedures also disclosed other instances of noncompliance with those requirements, which are required to be reported in accordance with OMB Circular A-133 and which are described in the accompanying schedule of findings and questioned costs as items 12-SA-33, 12-SA-35, 12-SA-60, 12-SA-64, 12-SA-66, 12-SA-68, 12-SA-70, 12-SA-73, 12-SA-74, 12-SA-79, 12-SA-80, and 12-SA-84.

Internal Control Over Compliance

Management of the State of North Carolina is responsible for establishing and maintaining effective internal control over compliance with the requirements of laws, regulations, contracts, and grants applicable to federal programs. In planning and performing our audit, we considered the State of North Carolina's internal control over compliance with the requirements that could have a direct and material effect on a major federal program to determine the auditing procedures for the purpose of expressing our opinion on compliance and to test and report on internal control over compliance in accordance with OMB Circular A-133, but not for the purpose of expressing an opinion on the effectiveness of internal control over compliance. Accordingly, we do not express an opinion on the effectiveness of the State of North Carolina's internal control over compliance.

Our consideration of internal control over compliance was for the limited purpose described in the preceding paragraph and was not designed to identify all deficiencies in the internal control over compliance that might be significant deficiencies or material weaknesses and therefore, there can be no assurance that all deficiencies, significant deficiencies, or material weaknesses have been identified. However, as discussed below, we identified certain deficiencies in internal control over compliance that we consider to be material weaknesses and other deficiencies that we consider to be significant deficiencies.

A *deficiency in internal control over compliance* exists when the design or operation of a control over compliance does not allow management or employees, in the normal course of performing their assigned functions, to prevent, or detect and correct, noncompliance with a type of compliance requirement of a federal program on a timely basis. A *material weakness in internal control over compliance* is a deficiency, or combination of deficiencies, in internal control over compliance, such that there is a reasonable possibility that material noncompliance with a type of compliance requirement of a federal program will not be prevented, or detected and corrected, on a timely basis. We consider the deficiencies in internal control over compliance described in Section III, Federal Award Findings and Questioned Costs, of the accompanying Schedule of Findings and Questioned Costs as items 12-SA-4, 12-SA-5, 12-SA-6, 12-SA-7, 12-SA-14, 12-SA-15, 12-SA-16, 12-SA-17, 12-SA-18, 12-SA-20, 12-SA-21, 12-SA-28, 12-SA-29, 12-SA-30, 12-SA-31, 12-SA-32, 12-SA-33, 12-SA-39, 12-SA-40, 12-SA-41, 12-SA-43, 12-SA-44, 12-SA-46, 12-SA-61, 12-SA-62, 12-SA-65, 12-SA-78, 12-SA-81, 12-SA-82, 12-SA-83, and 12-SA-87, to be material weaknesses.

A *significant deficiency in internal control over compliance* is a deficiency, or a combination of deficiencies, in internal control over compliance with a type of compliance requirement of a federal program that is less severe than a material weakness in internal control over compliance, yet important enough to merit attention by those charged with governance. We consider the deficiencies in internal control over compliance described in Section III, Federal Award Findings and Questioned Costs, of the accompanying Schedule of Findings and Questioned Costs as items 12-SA-1, 12-SA-2, 12-SA-3, 12-SA-8, 12-SA-9, 12-SA-10, 12-SA-11, 12-SA-12, 12-SA-13, 12-SA-19, 12-SA-22, 12-SA-23, 12-SA-24, 12-SA-25, 12-SA-26, 12-SA-27, 12-SA-34, 12-SA-35, 12-SA-36, 12-SA-37, 12-SA-38, 12-SA-42, 12-SA-45, 12-SA-47, 12-SA-48, 12-SA-49, 12-SA-50, 12-SA-51, 12-SA-52, 12-SA-53, 12-SA-54, 12-SA-55, 12-SA-56, 12-SA-57, 12-SA-58, 12-SA-59, 12-SA-63, 12-SA-66, 12-SA-67, 12-SA-69, 12-SA-70, 12-SA-71, 12-SA-72, 12-SA-74, 12-SA-75, 12-SA-76, 12-SA-77, 12-SA-79, 12-SA-80, 12-SA-84, 12-SA-85, 12-SA-86, and 12-SA-88, to be significant deficiencies.

We noted certain deficiencies in information systems controls that were only generally described in this report. Details about these deficiencies, due to their sensitive nature, were communicated to management in separate letters pursuant to the provisions of *North Carolina General Statute* 147-64.6(c)(18).

Schedule of Expenditures of Federal Awards

We have audited the financial statements of the governmental activities, the business-type activities, the aggregate discretely presented component units, each major fund, and the aggregate remaining fund information of the State of North Carolina, as of and for the year ended June 30, 2012, which collectively comprise the State's basic financial statements (not presented herein) and have issued our report thereon dated December 3, 2012, which contained an unqualified opinion on those financial statements. Our report includes a reference to other auditors.

As discussed in Note 23 to the financial statements, the State of North Carolina implemented Governmental Accounting Standards Board Statement No. 64, *Derivative Instruments: Application of Hedge Accounting Termination Provisions*, during the year ended June 30, 2012.

We conducted our audit in accordance with auditing standards generally accepted in the United States of America and the standards applicable to financial audits contained in *Government Auditing Standards*, issued by the Comptroller General of the United States. Other auditors audited the financial statements of the North Carolina State Lottery Fund, the North Carolina Turnpike Authority, the North Carolina Housing Finance Agency, the State Education Assistance Authority, the University of North Carolina System – University of

North Carolina Health Care System – Rex Healthcare, the Supplemental Retirement Income Plan of North Carolina, and the cash basis claims and benefits of North Carolina State Health Plan, as described in our report on the State of North Carolina’s financial statements. The financial statements of the University of North Carolina System – University of North Carolina Health Care System – Rex Healthcare and the Supplemental Retirement Income Plan of North Carolina were not audited in accordance with *Government Auditing Standards*. As of the date of our report on the financial statements of the State of North Carolina, the financial statements of the State Education Assistance Authority were not audited in accordance with *Government Auditing Standards*; however, subsequent to that date, an audit in accordance with *Government Auditing Standards* was completed.

Our audit was conducted for the purpose of forming our opinions on the financial statements that collectively comprise the State of North Carolina’s basic financial statements. The accompanying Schedule of Expenditures of Federal Awards is presented for purposes of additional analysis as required by OMB Circular A-133, *Audits of States, Local Governments, and Non-Profit Organizations*, and is not a required part of the basic financial statements. Such information is the responsibility of management and was derived from and relates directly to the underlying accounting and other records used to prepare the financial statements. The schedule has been subjected to the auditing procedures applied by us and the other auditors in the audit of the financial statements and certain additional procedures, including comparing and reconciling such information directly to the underlying accounting and other records used to prepare the financial statements or to the financial statements themselves, and other additional procedures in accordance with auditing standards generally accepted in the United States of America. In our opinion, based on our audit, the procedures performed as described previously, and the reports of other auditors, the Schedule of Expenditures of Federal Awards is fairly stated in all material respects in relation to the basic financial statements taken as a whole.

The State of North Carolina’s responses to the findings identified in our audit are included in the accompanying Schedule of Findings and Questioned Costs. We did not audit the State’s responses and, accordingly, we express no opinion on the responses.

This report is intended solely for the information and use of the Governor, the General Assembly, the State Controller, management and staff of organizations within the State of North Carolina reporting entity, and federal awarding agencies and pass-through entities and is not intended to be and should not be used by anyone other than these specified parties.



Beth A. Wood, CPA
State Auditor

March 5, 2013 (except as related to the
Report on the Schedule of Expenditures of Federal Awards,
as to which the date is December 3, 2012)

[This Page Left Blank Intentionally]

SCHEDULE OF FINDINGS AND QUESTIONED COSTS

For the Fiscal Year Ended June 30, 2012

I. Summary of Auditor's Results	15
II. Financial Statement Findings	19
• Department of Transportation	20
III. Federal Award Findings and Questioned Costs	23
• 10.553 School Breakfast Program	24
• 10.555 National School Lunch Program	26
• 10.556 Special Milk Program for Children	27
• 14.228 Community Development Block Grants / State's Program and Non-Entitlement Grants in Hawaii	28
• 14.255 ARRA – Community Development Block Grants / State's Program and Non-Entitlement Grants in Hawaii, Recovery Act Funded	32
• 17.225 Unemployment Insurance	33
• 17.258 WIA Adult Program	37
• 17.259 WIA Youth Activities	39
• 17.260 WIA Dislocated Workers	40
• 17.278 WIA Dislocated Workers Formula Grants	41
• 66.458 Capitalization Grants for Clean Water State Revolving Funds	42
• 66.468 Capitalization Grants for Drinking Water State Revolving Funds	45
• 81.041 State Energy Program	46
• 81.042 Weatherization Assistance for Low-Income Persons	52
• 84.010 Title I Grants to Local Educational Agencies	55
• 84.027 Special Education – Grants to States	59
• 84.031 Higher Education – Institutional Aid	60
• 84.126 Rehabilitation Services – Vocational Rehabilitation Grants to States	67
• 84.173 Special Education – Preschool Grants	72
• 84.268 Federal Direct Student Loans	73
• 84.287 Twenty-First Century Community Learning Centers	81
• 84.367 Improving Teacher Quality State Grants	84
• 84.389 ARRA – Title I Grants to Local Educational Agencies, Recovery Act	85
• 84.391 ARRA – Special Education Grants to States, Recovery Act	86
• 84.392 ARRA – Special Education – Preschool Grants, Recovery Act	87
• 84.395 ARRA – State Fiscal Stabilization Fund (SFSF) – Race-To-The-Top Incentive Grants, Recovery Act	88

- 84.410 Education Jobs Fund 89
- 93.558 Temporary Assistance for Needy Families 90
- 93.658 Foster Care – Title IV-E 93
- 93.659 Adoption Assistance 95
- 93.767 Children’s Health Insurance Program..... 96
- 93.778 Medical Assistance Program 101
- 93.917 HIV Care Formula Grants 113
- 93.959 Block Grants for Prevention and Treatment of Substance Abuse..... 117
- 96.001 Social Security – Disability Insurance..... 120
- 97.036 Disaster Grants – Public Assistance (Presidentially Declared Disasters) 123
- Summary of Findings and Questioned Costs 129**
 - By Federal Agency..... 130
 - By State Agency..... 134

SCHEDULE OF FINDINGS AND QUESTIONED COSTS**I. Summary of Auditor's Results**For the Fiscal Year Ended June 30, 2012

Financial Statements

- | | |
|--|-------------|
| – Type of auditor's report issued? | Unqualified |
| – Internal control over financial reporting: | |
| • Material weaknesses identified? | No |
| • Significant deficiencies identified that are not considered to be material weaknesses? | Yes |
| – Noncompliance material to financial statements noted? | No |

Federal Awards

- | | |
|--|---|
| – Internal control over major programs: | |
| • Material weaknesses identified? | Yes |
| • Significant deficiencies identified that are not considered to be material weaknesses? | Yes |
| • Type of auditor's report issued on compliance for major programs? | Unqualified for all major programs except for Community Development Block Grants / State's Program and Non-Entitlement Grants in Hawaii; ARRA – Community Development Block Grants / State's Program and Non-Entitlement Grants in Hawaii, Recovery Act; Capitalization Grants for Clean Water State Revolving Funds; Capitalization Grants for Drinking Water State Revolving Funds; State Energy Program; Weatherization Assistance for Low-Income Persons; Higher Education – Institutional Aid; Federal Direct Student Loans; Twenty-First Century Community Learning Centers; Temporary Assistance for Needy Families; Foster Care – Title IV-E; Adoption Assistance; HIV Care Formula Grants; Block Grants for Prevention and Treatment of Substance Abuse; and Disaster Grants – Public Assistance (Presidentially Declared Disasters) which is qualified. |

SCHEDULE OF FINDINGS AND QUESTIONED COSTS**I. Summary of Auditor's Results**For the Fiscal Year Ended June 30, 2012

- Any audit findings disclosed that are required to be reported in accordance with section 510(a) of Circular A-133? Yes

- Identification of major programs:

CFDA Number	Name of Federal Program or Cluster
CCDF	CCDF Cluster
CHNC	Child Nutrition Cluster
DISI	Disability Insurance/SSI Cluster
EFAC	Emergency Food Assistance Cluster
EITS	Early Intervention Services (IDEA) Cluster
HPCC	Highway Planning and Construction Cluster
IMMC	Immunization Cluster
MEDC	Medicaid Cluster
SCPC	CDBG – State-Administered CDBG Cluster
SFAC	Student Financial Assistance Cluster
SNAP	Supplemental Nutrition Assistance Program (SNAP) Cluster
SPED	Special Education Cluster (IDEA)
TANF	TANF Cluster
TIPA	Title I, Part A Cluster
VRHC	Vocational Rehabilitation Cluster
WIAC	WIA Cluster
10.557	Special Supplemental Nutrition Program for Women, Infants, and Children
17.225	Unemployment Insurance
20.106	Airport Improvement Program
66.458	Capitalization Grants for Clean Water State Revolving Funds
66.468	Capitalization Grants for Drinking Water State Revolving Funds
81.041	State Energy Program
81.042	Weatherization Assistance for Low-Income Persons
84.031	Higher Education – Institutional Aid
84.287	Twenty-First Century Community Learning Centers
84.367	Improving Teacher Quality State Grants

SCHEDULE OF FINDINGS AND QUESTIONED COSTS**I. Summary of Auditor's Results**For the Fiscal Year Ended June 30, 2012

CFDA Number	Name of Federal Program or Cluster (continued)
84.395	ARRA – State Fiscal Stabilization Fund (SFSF) – Race-to-the-Top Incentive Grants, Recovery Act
84.410	Education Jobs Fund
93.563	Child Support Enforcement
93.568	Low-Income Home Energy Assistance
93.658	Foster Care – Title IV-E
93.659	Adoption Assistance
93.767	Children's Health Insurance Program
93.917	HIV Care Formula Grants
93.959	Block Grants for Prevention and Treatment of Substance Abuse
97.036	Disaster Grants – Public Assistance (Presidentially Declared Disasters)
– Dollar threshold used to distinguish between type A and type B programs?	\$35,056,295
– Auditee qualified as low-risk auditee?	No

[This Page Left Blank Intentionally]

SCHEDULE OF FINDINGS AND QUESTIONED COSTS**II. Financial Statement Findings**

For the Fiscal Year Ended June 30, 2012

The following findings and recommendations resulted from our audit of the basic financial statements of the State of North Carolina. Each finding is referenced with a two-digit number representing the fiscal year, a "FS" to indicate that it is a financial statement finding, and a sequential number. Each finding is also categorized by type as described below:

Prior Year Finding

A finding presented in the prior year Single Audit Report that affected the current year audit of the basic financial statements.

Category of Internal Control Weakness

If the finding represents a current year weakness in internal control, one of the following designations will appear:

- **Significant Deficiency** – A deficiency, or a combination of deficiencies, in internal control that is less severe than a material weakness, yet important enough to merit attention by those charged with governance.
- **Material Weakness** – A deficiency, or a combination of deficiencies, in internal control such that there is a reasonable possibility that a material misstatement of the State's financial statements will not be prevented, or detected and corrected on a timely basis.

Category of Noncompliance

If the finding represents a current year instance of noncompliance, a designation of reportable noncompliance will appear. **Reportable Noncompliance** includes the following:

- Fraud or illegal acts (violations of a laws or regulations) that have an effect on the financial statements that is more than inconsequential, except for fraud and illegal acts involving federal awards that are subject to Circular A-133 reporting and that are not material to the financial statement amounts;
- Violations of provisions of contracts or grant agreements that have a material effect on the determination of financial statement amounts or other financial data significant to the audit; and
- Abuse that is material, either quantitatively or qualitatively. Abuse involves behavior that is deficient or improper when compared with behavior that a prudent person would consider reasonable and necessary business practice given the facts and circumstances. Abuse also includes misuse of authority or position for personal financial interests or those of an immediate or close family member or business associate. Abuse does not necessarily involve fraud or violations of laws, regulations, or provisions of contracts or grant agreements.

DEPARTMENT OF TRANSPORTATION

II. Financial Statement Findings

For the Fiscal Year Ended June 30, 2012

Type of Finding		Findings and Recommendations
12-FS-1	Prior Year Finding	<u>Payroll Time Entries Not Verified</u>
	Significant Deficiency	<p>The Department's control procedures to ensure the accuracy of payroll time entries are not being followed. As a result, there is an increased risk of improper payroll payments.</p> <p>Reports are produced from the payroll system to ensure employees' time entry is complete and accurate. The time validation report (ZCAPS) is used to check for completeness by identifying any employee whose time has not been entered for the pay period. The payroll batch report (ZHPAY) is run after all employees' time has been entered in the payroll system. The Department's policy requires the hours on this report to be agreed to each employee's timesheet to ensure that time was entered correctly in the payroll system. The Department's procedures require that a copy of both reports should be printed, initialed, dated, and retained along with original timesheets.</p> <p>In our sample of 60 employees, we noted the following:</p> <ul style="list-style-type: none"> • Four instances where the time validation reports were not initialed. • Two instances where the time validation reports were not printed, initialed, and retained along with the original timesheets at the end of the pay period. • One instance where the payroll batch report was not initialed or dated to confirm that the accuracy of the time entry was verified. <p>This finding has been reported for four consecutive years.</p> <p><i>Recommendation:</i> The Department should ensure that policies and procedures regarding time entry and approval are followed to ensure that time entered into the payroll system is properly verified.</p> <p><i>Agency Response:</i> The business areas identified in the audit finding were contacted to discuss the specific issues noted in the audit. Proper internal controls were discussed.</p> <p>The Office of Inspector General will conduct a review of time entry practices during FY13.</p> <p>Fiscal staff will send monthly e-mail reminders to employees with time entry roles in SAP to reinforce the steps that must be followed.</p> <p>The audit finding and corrective action plan will be sent to all senior management levels to request their assistance in communicating the</p>

DEPARTMENT OF TRANSPORTATION (continued)

II. Financial Statement Findings

For the Fiscal Year Ended June 30, 2012

Type of Finding	Findings and Recommendations
	importance of following appropriate internal controls. We will also ask management to require time entry staff to take the on-line Payroll Practice course this year.
	We are continuing efforts to transition business units, where practical, to user based time entry with electronic approval of time. We are also investigating more efficient ways to capture time for crew activities.

[This Page Left Blank Intentionally]

SCHEDULE OF FINDINGS AND QUESTIONED COSTS**III. Federal Award Findings and Questioned Costs**

For the Fiscal Year Ended June 30, 2012

The following findings, recommendations, and questioned costs are the results of the single audit of the State of North Carolina for the fiscal year ended June 30, 2012. Each finding is referenced with a two-digit number representing the fiscal year audited, a "SA" to indicate that it is a single audit finding, and a sequential number. The findings are presented by federal program and are classified according to federal and state department, type of compliance requirement, category of internal control weakness, and category of noncompliance. Findings included in this section are related to major programs.

Category of Internal Control Weakness

If the finding represents a weakness in internal control, one of the following designations will appear:

- **Significant Deficiency** – A significant deficiency is a control deficiency, or combination of control deficiencies, that adversely affects the entity's ability to administer a federal program such that there is more than a remote likelihood that noncompliance with a type of compliance requirement of a federal program that is more than inconsequential will not be prevented or detected by the entity's internal control.
- **Material Weakness** – A material weakness in internal control over compliance is a significant deficiency, or combination of significant deficiencies, that results in more than a remote likelihood that material noncompliance with a type of compliance requirement of a federal program will not be prevented or detected by the entity's internal control.

Category of Noncompliance Findings

If the finding represents an instance of noncompliance, one of the following designations will appear:

- **Material Noncompliance** – A finding related to a major federal program which discusses conditions representing noncompliance with federal laws, regulations, contracts, or grants, the effects of which have a material effect in relation to a type of compliance requirement or audit objective identified in *OMB Circular A-133 Compliance Supplement*.
- **Questioned Cost Finding** – A finding which discusses known or likely questioned costs that are greater than \$10,000 for a type of compliance requirement, unless the conditions giving rise to the questioned costs are otherwise reported as a material noncompliance finding.

10.553 SCHOOL BREAKFAST PROGRAM**III. Federal Award Findings and Questioned Costs**

U.S. Department of Agriculture

N.C. Department of Public Instruction

For the Fiscal Year Ended June 30, 2012

12-SA-1	Type of Finding/ Questioned Costs	Findings and Recommendations
	Subrecipient Monitoring:	<u>Corrective Action Plans Not Obtained from Subrecipients</u>
	Significant Deficiency	<p>The Department did not ensure subrecipients took timely corrective action on issues noted during the fiscal on-site monitoring visits. As a result, there is an increased risk that subrecipients may continue to be out of compliance in the areas noted during the monitoring visits.</p> <p>Our review of 22 fiscal monitoring reports revealed that the Department had not received corrective action plans for five subrecipients. The Department's policy requests the subrecipient to respond to any need for corrective action within 30 business days. The Department indicated on its monitoring log that e-mails were sent to follow up with the subrecipients; however, responses had not been received. At the time of our audit, the corrective action plans for these five subrecipients were from 81 to 160 business days past due.</p> <p>OMB Circular A-133 requires pass-through entities to monitor the subrecipients' use of Federal awards through reporting, site visits, regular contact and/or other means to provide reasonable assurance that the subrecipients administer Federal awards in compliance with laws and regulations. In addition, it requires pass-through entities to ensure subrecipients took appropriate and timely corrective action on its findings.</p> <p><i>Federal Award Information:</i> This finding impacts these federal programs:</p> <ol style="list-style-type: none"> School Breakfast Program, National Lunch Program, & Special Milk Program for Children: Federal funding periods: 1) October 1, 2010 - September 30, 2011 (5NC300327); and 2) October 1, 2011 - September 30, 2012 (5NC300327). Title I Grants to Local Education Agencies: Federal funding periods: 1) July 1, 2010 - September 30, 2011 (S010A100033A); and 2) July 1, 2011 - September 30, 2012 (S010A110033A). Title I Grants to Local Education Agencies, Recovery Act: Federal funding period February 17, 2009 - September 30, 2010 (S389A090033). Special Education - Grants to States: Federal funding periods: 1) July 1, 2009 - September 30, 2010 (H027A090092A); 2) July 1, 2010 - September 30, 2011 (H027A100092A); and 3) July 1, 2011 - September 30, 2012 (H027A110092-11B).

10.553 SCHOOL BREAKFAST PROGRAM (continued)**III. Federal Award Findings and Questioned Costs**

U.S. Department of Agriculture

N.C. Department of Public Instruction

For the Fiscal Year Ended June 30, 2012

Type of Finding/ Questioned Costs	Findings and Recommendations
	<ul style="list-style-type: none"> e. Special Education - Preschool Grants: Federal funding periods: 1) July 1, 2009 - September 30, 2010 (H173A090096); 2) July 1, 2010 - September 30, 2011 (H173A100096); and 3) July 1, 2011 - September 30, 2012 (H173A110096). f. Special Education - Grants to States, Recovery Act: Federal funding period February 17, 2009 - September 30, 2010 (H391A090092A). g. Special Education - Preschool Grants, Recovery Act: Federal funding period February 17, 2009 - September 30, 2010 (H392A090096). h. Improving Teacher Quality State Grants: Federal funding periods: 1) July 1, 2009 - September 30, 2010 (S367A090032); 2) July 1, 2010 - September 30, 2011 (S367A100032); and 3) July 1, 2011 - September 30, 2012 (S367A110032). i. Education Jobs Fund: Federal funding period August 10, 2010 - September 30, 2011 (S410A100034).

Recommendation: The Department should ensure that the subrecipients take corrective action on all monitoring issues in a timely manner. The Department should consider modifying its current policy to include noncompliance remedies when subrecipients do not submit corrective action plans within the requested timeframe.

Agency Response: The Department concurs with the Auditor's finding and recommendation. The Department will review and update existing fiscal monitoring policies to include noncompliance consequences for those subrecipients who do not submit requested corrective action plans within the time allotted. The original request and all follow up requests for corrective action plans will include notification of consequences for noncompliance.

10.555 NATIONAL SCHOOL LUNCH PROGRAM**III. Federal Award Findings and Questioned Costs**

U.S. Department of Agriculture

N.C. Department of Public Instruction

For the Fiscal Year Ended June 30, 2012

	Type of Finding/ Questioned Costs	Findings and Recommendations
12-SA-2	Subrecipient <u>Monitoring:</u> Significant Deficiency	<u>Corrective Action Plans Not Obtained from Subrecipients</u> The Department did not ensure subrecipients took timely corrective action on issues noted during the fiscal on-site monitoring visits. As a result, there is an increased risk that subrecipients may continue to be out of compliance in the areas noted during the monitoring visits. See finding 12-SA-1 for a description.

10.556 SPECIAL MILK PROGRAM FOR CHILDREN**III. Federal Award Findings and Questioned Costs**

U.S. Department of Agriculture

N.C. Department of Public Instruction

For the Fiscal Year Ended June 30, 2012

	Type of Finding/ Questioned Costs	Findings and Recommendations
12-SA-3	Subrecipient <u>Monitoring:</u> Significant Deficiency	<u>Corrective Action Plans Not Obtained from Subrecipients</u> The Department did not ensure subrecipients took timely corrective action on issues noted during the fiscal on-site monitoring visits. As a result, there is an increased risk that subrecipients may continue to be out of compliance in the areas noted during the monitoring visits. See finding 12-SA-1 for a description.

14.228 COMMUNITY DEVELOPMENT BLOCK GRANTS / STATE'S PROGRAM AND NON-ENTITLEMENT GRANTS IN HAWAII

III. Federal Award Findings and Questioned Costs

U.S. Department of Housing and Urban Development

N.C. Department of Commerce

For the Fiscal Year Ended June 30, 2012

	Type of Finding/ Questioned Costs	Findings and Recommendations
12-SA-4	<u>Reporting:</u> Material Weakness Material Noncompliance	<u>Deficiencies in Federal Reporting</u> The Department submitted Community Development Block Grant (CDBG) reports to the federal agency that were misstated. During our test of the federal reports, we noted the following errors and internal control deficiencies: <ul style="list-style-type: none"> • The Department did not adequately review the data or supporting documentation to ensure the accuracy of the information in the 2011 CDBG Performance and Evaluation Report prior to its submission. Errors occurred in the calculation of total funds used for National Objectives, resulting in the total funds reported being understated by \$289,569. • The Department did not report the Commerce Finance Center revolving loan fund balance of \$5,437,983 in either the federal Integrated Disbursement Information System or the Performance Evaluation Report, as required by federal reporting requirements. • While testing documentation supporting the annual Section 3 Summary Report, we reviewed a sample of 60 subrecipient Annual Performance Reports and found errors in the review and reporting of data for 17 subrecipients. Each of these 17 subrecipients had one or more of the following types of errors: no review and approval of supporting documentation, lack of documentation to support amounts reported, subrecipients' data not reported, or discrepancies between supporting documentation and the amount reported in the Section 3 Summary sheet. As a result, not all activity was included in the annual report submitted to HUD. • The Department is in noncompliance with reporting requirements under the Federal Funding Accountability and Transparency Act (FFATA). It failed to report any CDBG sub-awards of \$25,000 or more, as required, in the FFATA Subaward Reporting System.

Aspects of this finding were reported in the prior two years.

Federal Award Information: This finding affects CFDA 14.228 Community Development Block Grant award B-11-DC-37-0001 awarded January 1, 2011; award B-10-DC-37-0001 awarded January 1, 2010; award B-09-DC-37-0001 awarded January 1, 2009; award B-08-DC-37-0001 awarded January 1, 2008; and award B-07-DC-37-0001 awarded January 1, 2007 and CFDA 14.255

14.228 COMMUNITY DEVELOPMENT BLOCK GRANTS / STATE'S PROGRAM AND NON-ENTITLEMENT GRANTS IN HAWAII (continued)**III. Federal Award Findings and Questioned Costs**

U.S. Department of Housing and Urban Development

N.C. Department of Commerce

For the Fiscal Year Ended June 30, 2012

Type of Finding/ Questioned Costs	Findings and Recommendations
	<p>Community Development Block Grant (Recovery Act Funded) award B-09-DY-37-0001 for the award period of June 15, 2009 - September 30, 2012.</p> <p><i>Recommendation:</i> The Department should strengthen internal controls to ensure reports are prepared in accordance with federal reporting requirements.</p> <p><i>Agency Response:</i></p> <p>a. The error was caused by an incorrect formula that was used in the allocation of funds by National Objective. In the design of the report, the formula referenced a different column on the same page. This was corrected and a revised report was produced which will be submitted to the U.S. Department of HUD.</p> <p>Anticipated Completion Date: Completed Prior to March 15, 2013</p> <p>b. The Commerce Finance Center and the Division of Community Assistance have been working with the Greensboro Area Office of the U.S. Department of Housing and Urban Development (HUD) to enter the revolving loan fund data into the federal Integrated Disbursement Information System (IDIS). Awards from the revolving loan fund will be included as a part of the Annual Performance Evaluation Report to HUD.</p> <p>Anticipated Completion Date: July 1, 2013</p> <p>c. The Compliance Section has implemented procedural changes to correct these issues. The section will have one person entering the data and another person verifying that the data was entered correctly. That person will also verify that all of the data was captured.</p> <p>The documents are now reviewed by at least three to four people, whereas previously, the information was reviewed by one person.</p> <p>Anticipated Completion Date: Completed Prior to March 15, 2013</p> <p>d. Staff is now working with HUD to have all data entered to bring NC in compliance. Technical errors in the federal reporting system have since been, or are being, corrected to allow data entry in compliance with FFATA.</p> <p>Anticipated Completion Date: July 1, 2013</p>

14.228 COMMUNITY DEVELOPMENT BLOCK GRANTS / STATE'S PROGRAM AND NON-ENTITLEMENT GRANTS IN HAWAII (continued)**III. Federal Award Findings and Questioned Costs**

U.S. Department of Housing and Urban Development

N.C. Department of Commerce

For the Fiscal Year Ended June 30, 2012

	Type of Finding/ Questioned Costs	Findings and Recommendations
12-SA-5	<u>Reporting:</u> Material Weakness <u>Subrecipient Monitoring:</u> Material Weakness	<p><u>Lack of Segregation of Duties in the Administration of Grants Management System</u></p> <p>The Department did not properly segregate duties for the administration of the Grant Management System (GMS). As a result, there is an increased risk that data integrity could be compromised and noncompliance with federal regulations could occur.</p> <p>Duties for production and programming of the GMS are not separated. Instead, a single individual is responsible for all duties related to the system. A review is not conducted by an alternate person after changes to the database and programs have been implemented. Also, there are no formal procedures to identify needed maintenance and updates, emergency changes, and incident handling.</p> <p>The <i>Statewide Information Security Manual</i> states that agency management must ensure that there is proper segregation of duties to reduce the risk of agency system misuse and fraud. In addition, the manual states that system development and system change management shall be performed by different personnel, and system operations and system security administration shall be performed by different personnel.</p> <p>This finding was also reported in the prior year.</p> <p><i>Federal Award Information:</i> This finding affects CFDA 14.228 Community Development Block Grant award B-11-DC-37-0001 awarded January 1, 2011; award B-10-DC-37-0001 awarded January 1, 2010; award B-09-DC-37-0001 awarded January 1, 2009; award B-08-DC-37-0001 awarded January 1, 2008; and award B-07-DC-37-0001 awarded January 1, 2007 and CFDA 14.255 Community Development Block Grant (Recovery Act Funded) award B-09-DY-37-0001 for the award period of June 15, 2009 - September 30, 2012.</p> <p><i>Recommendation:</i> The Department should adequately segregate duties for the administration of the Grant Management System.</p> <p><i>Agency Response:</i> Due to budget constraints, the ability to employ additional staff is not feasible at this time. Our agency will look at additional ways within budgetary means to address segregation of duties concern.</p>

14.228 COMMUNITY DEVELOPMENT BLOCK GRANTS / STATE'S PROGRAM AND NON-ENTITLEMENT GRANTS IN HAWAII (continued)**III. Federal Award Findings and Questioned Costs**

U.S. Department of Housing and Urban Development

N.C. Department of Commerce

For the Fiscal Year Ended June 30, 2012

Type of Finding/ Questioned Costs	Findings and Recommendations
	<ul style="list-style-type: none">• A system of Program Change Request is in place which allows users to formally request changes or report deficiencies to management.• A verification step has been added which requires management to verify that the data is consistent after the changes are made.• Employee access to the GMS system is to be reviewed on a semi-annual basis.• Employee access is granted after formal approval by the Director.

Anticipated Completion Date: Completed Prior to March 15, 2013

14.255 ARRA - COMMUNITY DEVELOPMENT BLOCK GRANTS / STATE'S PROGRAM AND NON-ENTITLEMENT GRANTS IN HAWAII, RECOVERY ACT FUNDED**III. Federal Award Findings and Questioned Costs**

U.S. Department of Housing and Urban Development

N.C. Department of Commerce

For the Fiscal Year Ended June 30, 2012

	Type of Finding/ Questioned Costs	Findings and Recommendations
12-SA-6	<u>Reporting:</u> Material Weakness Material Noncompliance	<u>Deficiencies in Federal Reporting</u> The Department submitted Community Development Block Grant (CDBG) reports to the federal agency that were misstated. See finding 12-SA-4 for a description.
12-SA-7	<u>Reporting:</u> Material Weakness <u>Subrecipient Monitoring:</u> Material Weakness	<u>Lack of Segregation of Duties in the Administration of Grants Management System</u> The Department did not properly segregate duties for the administration of the Grant Management System (GMS). As a result, there is an increased risk that data integrity could be compromised and noncompliance with federal regulations could occur. See finding 12-SA-5 for a description.

17.225 UNEMPLOYMENT INSURANCE**III. Federal Award Findings and Questioned Costs**

U.S. Department of Labor

N.C. Department of Commerce

For the Fiscal Year Ended June 30, 2012

	Type of Finding/ Questioned Costs	Findings and Recommendations
12-SA-8	<u>Eligibility:</u> Significant Deficiency	<p><u>Deficiencies in Benefit Integrity's Processing and Monitoring of Overpayment Investigations</u></p> <p>The Department's Division of Employment Security Benefit Integrity section (formerly Benefit Payment Control) has not been able to investigate and adjudicate potentially inappropriate benefit payments timely. Lack of timely investigation impacts the ability to recover and/or prevent overpayments.</p> <p>The Benefit Integrity (BI) section's cases, with potential overpayments due to both fraud and error, result from a weekly cross-match with the National Directory of New Hires database and other tips and leads. The Benefit Audit, Reporting, and Tracking System (BARTS) and the Inventory Tracking System are used to document these potential overpayments and completed case investigations. The BARTS continues to have limitations in its reporting and case management capabilities. Currently, the Division is unable to provide a report or to query the tracking system to identify the total number of cases/items that have been opened but remain unassigned.</p> <p>The weekly cross-match of new hires against claims paid for the week produces 625 potential overpayment cases to investigate per week (32,500 per year). Not all of these matches result in identified overpayments, but all must be assessed for potentially improper payments. The Division has indicated that there are over 16,000 cases in the backlog of assigned but not closed cases. This backlog doesn't consider the number of cases that have not been assigned for investigation. The BI section has 25 staff to investigate and adjudicate these cases. Based on case closures reported, the average number of cases closed per quarter by the BI section is 1,372 cases. This indicates that it would take almost three years to eliminate the backlog with current staff levels.</p> <p>Unemployment Insurance Program Letter 19-11A, Improper Payments, indicates that integrity programs must be designed to discourage fraud and uncover potential issues of fraud at the earliest possible time. Also, the Division's internal policy indicates that cases should be worked and completed within 90 days of assignment to ensure timely action on potential fraudulent claims.</p> <p>During our review of the BARTS report of cases closed during the 2012 state fiscal year, we identified several concerns related to the time between the date the potential overpayment item was opened, assigned, and closed with final resolution. The opened date is the date the item is entered in BARTS and</p>

17.225 UNEMPLOYMENT INSURANCE (continued)**III. Federal Award Findings and Questioned Costs**

U.S. Department of Labor

N.C. Department of Commerce

For the Fiscal Year Ended June 30, 2012

Type of Finding/ Questioned Costs	Findings and Recommendations
	<p>thereby identified as a potential improper payment. The following items were noted in our sample of 60 closed cases:</p> <ul style="list-style-type: none"> • There were 35 cases in which the number of days from the opened date to the closed date exceeded 90 days, 13 of which were over one year. The oldest item was closed 904 days after opening. • Twenty-five cases exceeded 90 days from the opened date to the date the item was assigned for investigation, 11 of which were over one year. • Three cases were not closed within 90 days of being assigned to the adjudicator. <p>Additionally, we identified several cases from 2009 that still remained open. Upon further inspection, some of these older cases had been completed but were documented in the Inventory Tracking System and were never closed in BARTS. No reconciliation is performed between the two systems to ensure that all cases are properly closed and the status is consistent between the systems.</p> <p><i>Federal Award Information:</i> Unemployment Insurance – funding from the State and Federal Unemployment Trust Funds. This finding affects funds administered under the American Recovery and Reinvestment Act.</p> <p><i>Recommendation:</i> The Department should evaluate its business processes and staffing plan to ensure the timely investigation of potential overpayment cases. Investigations should be completed in a manner that allows for effectively recouping overpayments and preventing continued overpayments. The Department should also continue working with the vendor to enhance the reporting and data querying capabilities within BARTS. The system should be able to provide management easily usable information needed to monitor the progress of potential overpayment investigations.</p> <p><i>Agency Response:</i> Due to the increase in unemployment claims as a result of this unprecedented recession, the Division of Employment Security identified more than 20,000 cases for investigation and/or review for potential inappropriate benefit payments. The Division has implemented controls to detect potential unemployment fraud cases as required by the United States Department of Labor (USDOL). However, adjustments to the existing business processes were made after the fiscal year end to handle the excessive caseload brought on by the increase in unemployment claims. As a result, the Division of Employment Security has hired six additional investigators, thus the</p>

17.225 UNEMPLOYMENT INSURANCE (continued)**III. Federal Award Findings and Questioned Costs**

U.S. Department of Labor

N.C. Department of Commerce

For the Fiscal Year Ended June 30, 2012

Type of Finding/ Questioned Costs	Findings and Recommendations
	<p>backlog was reduced from in excess of 20,000 cases to 16,000 cases within this audit period.</p> <p>Subsequent to year-end, the Division has also implemented an automated system to detect and reduce the risk of fraud via overpayments through the National Directory of New Hire (NDNH) claim interruption process; which lessens any timeliness concerns and strengthens the existing business process. Those claimants identified through the weekly NDNH return to work process are mailed notice to make contact with the Division of Employment Security because the cross match hit indicated that they are receiving unemployment benefits while potentially having active employment. The claims of those individuals who fail to make timely contact are interrupted. Thereby, allowing Division management to more effectively and efficiently address the case backlog and the auditor's concerns.</p> <p>Anticipated Completion Date: March 31, 2013</p>
<p>12-SA-9</p> <p><u>Eligibility:</u></p> <p>Significant Deficiency</p>	<p><u>Controls Over System Access Need Improvement</u></p> <p>The Department has granted an excessive number of personnel the authority to use critical update transaction codes in the unemployment benefit system. According to the principle of least privilege, users should only be granted the minimal amount of access rights necessary to execute their responsibilities, thus limiting the risk of improper changes being made that result in benefit payment errors.</p> <p>We reviewed the personnel authorized to use critical update transaction codes and identified users with questionable business needs for the codes. For example, members of upper management and personnel outside the unemployment claims benefit processing group had the authority to use the codes.</p> <p>These transaction codes may be used to make changes that impact claims, such as the weekly benefit amount. Improper use of these critical update transactions have contributed to overpayments, such as duplicate payments, incorrect weekly benefit amounts, and ineligible additional weeks of benefits.</p> <p><i>The State of North Carolina Statewide Information Security Manual, Section 020101, states that access shall be controlled and managed to ensure that only authorized persons have access as is appropriate for an agency in accordance with the agency's business needs. Additionally, the manual states</i></p>

17.225 UNEMPLOYMENT INSURANCE (continued)**III. Federal Award Findings and Questioned Costs**

U.S. Department of Labor

N.C. Department of Commerce

For the Fiscal Year Ended June 30, 2012

Type of Finding/ Questioned Costs	Findings and Recommendations
	<p>that only authorized users shall be granted access at the level of least privileges required by their job function.</p> <p><i>Federal Award Information:</i> Unemployment Insurance - funding from the State and Federal Unemployment Trust Funds. This finding affects funds administered under the American Recovery and Reinvestment Act.</p> <p><i>Recommendation:</i> The Department should evaluate the access privileges within the unemployment insurance benefit system and determine if unnecessary privileges have been granted based on identified business needs. Additionally, the Department should continue monitoring the use of critical update transaction codes on a regular basis to ensure that errors related to improper transaction code use are detected and claimants receive the correct amount of benefits.</p> <p><i>Agency Response:</i> At the time users were granted system access to critical transactions, the users had a business need for this access. However, due to promotions and realignment of positions, some user's access should now be removed to align with current job functions. On a quarterly basis, the DES management reviews access to ensure that users have the appropriate access for their job duties. The population selected for review occurred before a quarterly review, this may have contributed to the non-revocation of these users access.</p> <p>DES has a controlled process in place to review user access to critical transactions prior to granting access to these transactions. Access request to UI transactions are submitted to the UI Data Owner for review by a user's supervisor along with a justification for access. The UI Data Owner reviews the request and justification and makes a determination whether the user should be allowed access to the requested transactions. Additionally, DES processes more than 800,000+ claims a year. Therefore, the number of DES staff with access to critical update transactions is significant, as majority of our staff is involved in claims processing. DES will continue to review access privileges for access to UI transactions and monitor the use of critical update transactions to ensure that staff has only the access needed to perform their job duties.</p> <p>Anticipated Completion Date: Completed Prior to March 15, 2013</p>

17.258 WIA ADULT PROGRAM**III. Federal Award Findings and Questioned Costs**

U.S. Department of Labor

N.C. Department of Commerce

For the Fiscal Year Ended June 30, 2012

	Type of Finding/ Questioned Costs	Findings and Recommendations
12-SA-10	Subrecipient Monitoring: Significant Deficiency	<p data-bbox="537 562 997 590"><u>Deficiencies in Subrecipient Monitoring</u></p> <p data-bbox="537 625 1468 804">The Department did not document that monitoring procedures were performed to ensure that data for all participants receiving Workforce Investment Act (WIA) Cluster funds was included in the Workforce Plus system. This system is used to track and evaluate WIA performance for federal reporting purposes. Without effective monitoring procedures, there is an increased risk federal reports may not contain all activity of the period.</p> <p data-bbox="537 840 1468 1052">The Division of Workforce Solutions (DWS) Workforce Investment Act Oversight & Review Guide requires DWS financial and programmatic monitors to verify that participants enrolled in WIA were entered into Workforce Plus. During our review of five local area monitoring visits, none of the five monitoring files included evidence that the reconciliations of participants between the Workforce Plus and the local area's participant expense accounting system were completed and reviewed by the monitors.</p> <p data-bbox="537 1087 1468 1297">OMB Circular A-133 requires pass-through entities to monitor the activities of subrecipients as necessary to ensure that federal awards are used for authorized purposes in compliance with laws, regulations, and the provisions of grant agreements and to ensure that performance goals are achieved. This monitoring should include ensuring that all activity is reported by the subrecipients to be included in the pass-through entities federal performance reports.</p>
		<p data-bbox="537 1333 1256 1360"><i>Federal Award Information:</i> This finding affects the following:</p> <ul data-bbox="586 1396 1468 1854" style="list-style-type: none"> <li data-bbox="586 1396 1468 1549">• CFDA 17.258 WIA Adult Program award AA-18653-09-55-A-37 for the award period July 1, 2009 - June 30, 2012, award AA-20205-10-55-A-37 for the award period July 1, 2010 - June 30, 2013 and award AA-21407-11-55-A-37 for the award period July 1, 2011 - June 30, 2014. <li data-bbox="586 1585 1468 1738">• CFDA 17.259 WIA Youth Activities award AA-18653-09-55-A-37 for the award period April 1, 2009 - June 30, 2012, award AA-20205-10-55-A-37 for the award period April 1, 2010 - June 30, 2013 and award AA-21407-11-55-A-37 for the award period April 1, 2011- June 30, 2014. <li data-bbox="586 1774 1468 1854">• CFDA 17.260 WIA Dislocated Workers award AA-18653-09-55-A-37 for the award period July 1, 2009 - June 30, 2012, award AA-20205-10-55-A-37 for the award period July 1, 2010 -

17.258 WIA ADULT PROGRAM (continued)**III. Federal Award Findings and Questioned Costs**

U.S. Department of Labor

N.C. Department of Commerce

For the Fiscal Year Ended June 30, 2012

Type of Finding/ Questioned Costs	Findings and Recommendations
	June 30, 2012, and award AA-21407-11-55-A-37 for the award period July 1, 2011 - June 30, 2014.
	<ul style="list-style-type: none">CFDA 17.278 WIA Dislocated Workers award AA-20205-10-A-37 for the award period July 1, 2010 - June 30, 2013 and award AA-21407-11-A-37 for the award period July 1, 2011 - June 30, 2014.
	<i>Recommendation:</i> The Department should ensure that all necessary monitoring procedures are performed and documented, including procedures to ensure that participant data is properly included in the Workforce Plus system.
	<i>Agency Response:</i> Division staff performing both programmatic and financial monitoring routinely reconciles payments made to and on behalf of WIA participants. The process will be strengthened in the sub-recipients' local accounting systems and with WorkforcePlus. Additional questions will be added to the WIA Oversight Review Guide, the monitoring instrument used for the annual on-site reviews of sub-recipients. Also, an additional question will be added concerning the sub-recipients' local process of reconciliation of WIA participant information among those data sources.
	Anticipated Completion Date: Completed Prior to March 15, 2013

17.259 WIA YOUTH ACTIVITIES**III. Federal Award Findings and Questioned Costs**

U.S. Department of Labor

N.C. Department of Commerce

For the Fiscal Year Ended June 30, 2012

	Type of Finding/ Questioned Costs	Findings and Recommendations
12-SA-11	Subrecipient <u>Monitoring:</u> Significant Deficiency	<u>Deficiencies in Subrecipient Monitoring</u> The Department did not document that monitoring procedures were performed to ensure that data for all participants receiving Workforce Investment Act (WIA) Cluster funds was included in the Workforce Plus system. This system is used to track and evaluate WIA performance for federal reporting purposes. Without effective monitoring procedures, there is an increased risk federal reports may not contain all activity of the period. See finding 12-SA-10 for a description.

17.260 WIA DISLOCATED WORKERS**III. Federal Award Findings and Questioned Costs**

U.S. Department of Labor

N.C. Department of Commerce

For the Fiscal Year Ended June 30, 2012

	Type of Finding/ Questioned Costs	Findings and Recommendations
12-SA-12	Subrecipient <u>Monitoring:</u> Significant Deficiency	<u>Deficiencies in Subrecipient Monitoring</u> The Department did not document that monitoring procedures were performed to ensure that data for all participants receiving Workforce Investment Act (WIA) Cluster funds was included in the Workforce Plus system. This system is used to track and evaluate WIA performance for federal reporting purposes. Without effective monitoring procedures, there is an increased risk federal reports may not contain all activity of the period. See finding 12-SA-10 for a description.

17.278 WIA DISLOCATED WORKERS FORMULA GRANTS**III. Federal Award Findings and Questioned Costs**

U.S. Department of Labor

N.C. Department of Commerce

For the Fiscal Year Ended June 30, 2012

	Type of Finding/ Questioned Costs	Findings and Recommendations
12-SA-13	Subrecipient <u>Monitoring:</u> Significant Deficiency	<u>Deficiencies in Subrecipient Monitoring</u> The Department did not document that monitoring procedures were performed to ensure that data for all participants receiving Workforce Investment Act (WIA) Cluster funds was included in the Workforce Plus system. This system is used to track and evaluate WIA performance for federal reporting purposes. Without effective monitoring procedures, there is an increased risk federal reports may not contain all activity of the period. See finding 12-SA-10 for a description.

66.458 CAPITALIZATION GRANTS FOR CLEAN WATER STATE REVOLVING FUNDS**III. Federal Award Findings and Questioned Costs**

U.S. Environmental Protection Agency

N.C. Department of Environment and Natural Resources

For the Fiscal Year Ended June 30, 2012

12-SA-14	Type of Finding/ Questioned Costs	Findings and Recommendations
	Subrecipient Monitoring:	<u>Inadequate Review Procedures for Subrecipient Audit Reports</u>
	Material Weakness	The Department of Environment and Natural Resources does not have adequate procedures in place for the review of subrecipient audit reports. As a result, errors and omissions in the subrecipients' Schedule of Expenditures of Federal and State Awards (SEFSA) were undetected, resulting in the possibility that required audit procedures were not performed.
	Material Noncompliance	We tested thirty-three audit reports for subrecipients that received \$500,000 or more in federal Clean Water CWSRF) and Drinking Water (DWSRF) State Revolving Funds from the Department and noted the following errors:
		<ul style="list-style-type: none"> • Three audit reports did not identify the CWSRF federal expenditures in the SEFSA. These subrecipients received a total of \$5,205,775 during the report period. • Three audit reports did not identify the DWSRF federal expenditures in the SEFSA. These subrecipients received a total of \$7,642,933 during the report period. • One audit report omitted the SEFSA, but the entity received \$3,470,145 in CWSRF federal funds during the report period.
		OMB Circular A-133 requires non-federal entities that expend \$500,000 or more in federal awards to have a single audit conducted for that year. When federal expenditures are not accurately identified in the subrecipient Schedule of Expenditures of Federal and State Awards it is likely that programs will not be subjected to all applicable audit requirements.
		<i>Federal Award Information:</i> This finding affects CFDA 66.458 Capitalization Grants for the Clean Water State Revolving Fund and Federal Awards CS-37000107 for the award period July 1, 2007 – December 31, 2012; CS-37000108 for the award period October 1, 2008 – September 30, 2012; CS-37000109 for the award period of April 1, 2009 – March 31, 2012 and 2W-95421209 for the award period of March 16, 2009 – October 30, 2012.
		The finding also affects CFDA 66.468 Capitalization Grants for Drinking Water State Revolving Funds and Federal awards FS-98433804 for the award period of July 1, 2005 – September 30, 2010; FS-98433805 for the award period July 1, 2006 – September 30, 2011 ; FS-98433806 for the award period of July 1, 2007 – September 30, 2012; FS-98433807 for the award period of July 1, 2008 – September 30, 2013; FS-98433808 for the award period of

66.458 CAPITALIZATION GRANTS FOR CLEAN WATER STATE REVOLVING FUNDS (continued)**III. Federal Award Findings and Questioned Costs**

U.S. Environmental Protection Agency

N.C. Department of Environment and Natural Resources

For the Fiscal Year Ended June 30, 2012

	Type of Finding/ Questioned Costs	Findings and Recommendations
		<p>July 1, 2009 – September 14, 2014 and 2F-95423309 for the award period April 1, 2009 - March 31, 2012.</p> <p><i>Recommendation:</i> The Department should strengthen its review of subrecipient audit reports to ensure that the SEFSA is reviewed for proper inclusion and identification of grant funds provided by the Department as well as accuracy of the grant amounts.</p> <p><i>Agency Response:</i> Department agrees with the finding. Since these are local government audit reports that are reviewed and approved by the Local Government Commission in the Department of the State Treasurer prior to being approved for release, we are working with that agency to ensure that local governments properly classify CWSFR and DWSRF funds. Corrective action will be implemented before the next local government audit cycle.</p>
12-SA-15	<p>Subrecipient Monitoring:</p> <p>Material Weakness</p> <p>Material Noncompliance</p>	<p><u>Monitoring of Subrecipient Cash Management Needs Improvement</u></p> <p>The Department of Environment and Natural Resources does not have adequate monitoring procedures in place to ensure that subrecipients in the Clean Water and Drinking Water State Revolving Funds programs expended funds in accordance with the cash management requirements communicated in the Offer and Acceptance document. As a result, there is an increased risk that subrecipients are not conforming to the same standards of timing as the pass-through entity which may result in excess cash being held by subrecipients and lost interest earnings to the State.</p> <p>The Offer and Acceptance (Binding Commitment) document, Section 2 – Assurances, requires the subrecipient to expend all of the requisitioned loan/grant proceeds for the purpose of paying costs of the project within three banking days of receipt of such funds from the State. During the audit period 20 subrecipients received \$27,396,667 in Capitalization Grants for Clean Water State Revolving Funds and 47 subrecipients received \$16,416,203.77 Drinking Water State Revolving Funds.</p> <p>OMB Circular A-133 requires that subrecipients be monitored to provide reasonable assurance that the subrecipient administers federal awards in compliance with laws, regulations, and the provisions of contracts or grant agreements and that performance goals are achieved.</p> <p>Significant aspects of this finding have been reported for three consecutive years.</p>

66.458 CAPITALIZATION GRANTS FOR CLEAN WATER STATE REVOLVING FUNDS (continued)**III. Federal Award Findings and Questioned Costs**

U.S. Environmental Protection Agency

N.C. Department of Environment and Natural Resources

For the Fiscal Year Ended June 30, 2012

Type of Finding/ Questioned Costs	Findings and Recommendations
	<p><i>Federal Award Information:</i> This finding affects CFDA 66.458 Capitalization Grants for Clean Water State Revolving Fund and Federal awards CS-37000107 for the award period 07/01/2007 – December 31, 2012; CS-37000109 for the award period of April 1, 2009 – March 31, 2012; CS-37000110 for the award period of October 1, 2010 – September 30, 2012 and 2W-95421209 for the award period of March 16, 2009 - October 30, 2012.</p> <p>The finding also affects CFDA 66.468 Capitalization Grants for Drinking Water State Revolving Funds and Federal awards FS-98433805 for the award period July 1, 2006 – September 30, 2011 ; FS-98433806 for the award period of July 1, 2007 – September 30, 2012; FS-98433807 for the award period of July 1, 2008 – September 30, 2013; FS-98433808 for the award period of July 1, 2009 – September 14, 2014; FS-9843309 for the award period of July 1, 2009 – September 30, 2014; FS-98433810 for the award period of July 1, 2010 – September 30, 2015; and 2F-95423309 for the award period April 1, 2009 - March 31, 2012.</p> <p><i>Recommendation:</i> The Department should strengthen its subrecipient monitoring by including procedures to verify that cash management requirements are met.</p> <p><i>Agency Response:</i> The Department agrees with the finding. Corrective Action has been implemented. As of September, 2011, the single audit compliance supplement now contains a requirement that the single audit include a verification that the cash management requirements in the contract between the Department and the Subrecipient are met. In addition, the DENR Internal Audit staff will now monitor recipients for compliance.</p>

66.468 CAPITALIZATION GRANTS FOR DRINKING WATER STATE REVOLVING FUNDS**III. Federal Award Findings and Questioned Costs**

U.S. Environmental Protection Agency

N.C. Department of Environment and Natural Resources

For the Fiscal Year Ended June 30, 2012

	Type of Finding/ Questioned Costs	Findings and Recommendations
12-SA-16	Subrecipient <u>Monitoring:</u> Material Weakness Material Noncompliance	<u>Inadequate Review Procedures for Subrecipient Audit Reports</u> The Department of Environment and Natural Resources does not have adequate procedures in place for the review of subrecipient audit reports. As a result, errors and omissions in the subrecipients' Schedule of Expenditures of Federal and State Awards (SEFSA) were undetected, resulting in the possibility that required audit procedures were not performed. See finding 12-SA-14 for a description.
12-SA-17	Subrecipient <u>Monitoring:</u> Material Weakness Material Noncompliance	<u>Monitoring of Subrecipient Cash Management Needs Improvement</u> The Department of Environment and Natural Resources does not have adequate monitoring procedures in place to ensure that subrecipients in the Clean Water and Drinking Water State Revolving Funds programs expended funds in accordance with the cash management requirements communicated in the Offer and Acceptance document. As a result, there is an increased risk that subrecipients are not conforming to the same standards of timing as the pass-through entity which may result in excess cash being held by subrecipients and lost interest earnings to the State. See finding 12-SA-15 for a description.

81.041 STATE ENERGY PROGRAM**III. Federal Award Findings and Questioned Costs**

U.S. Department of Energy

N.C. Department of Commerce

For the Fiscal Year Ended June 30, 2012

Type of Finding/ Questioned Costs		Findings and Recommendations
12-SA-18	Cash Management:	<u>Deficiencies in Cash Management</u>
	Material Weakness	<p>The Department of Commerce did not comply with federal and state cash management requirements for the State Energy Program (Energy) program. The <i>OMB Circular A-133 Compliance Supplement</i> requires the State to minimize the time elapsing between its receipt of funds from the U.S. Treasury and the disbursement of those funds. <i>North Carolina General Statute 147-86.11 (f.3)</i> and the State's cash management policy require that federal program expenditures initially paid from state funds be reimbursed immediately with federal funds.</p> <p>We analyzed the population of Energy program payments to subrecipients and the corresponding federal draws that were processed by the Department. For the 2,686 American Recovery and Reinvestment Act (ARRA) payment requests and 820 regular Energy program payment requests, we noted the following deficiencies:</p> <ul style="list-style-type: none"> For 638 ARRA payments to subrecipients valued at \$4.5 million and 392 regular Energy payments to subrecipients valued at \$198,062, the funds were drawn from the federal agency four to 14 and four to 26 working days, respectively, before they were disbursed to subrecipients. As a result, the Department did not comply with federal requirements to minimize the time elapsing between draw down of funds and disbursement to subrecipients. For 71 ARRA payments to subrecipients valued at \$4.2 million and 115 regular Energy program payments to subrecipients valued at \$300,046, the funds were drawn from the federal agency four to five and four to 25 working days, respectively, after the Department paid the subrecipients. As a result, funds used to pay the subrecipients were not reimbursed promptly in accordance with state requirements. However, for these subrecipient payments, it is unclear whether the funds used for the payments were from state funds or other federal programs. We noted that the account used to make the Energy payments included deposits from other federal grants, such as the Workforce Investment Act (WIA) Cluster, the Weatherization Program ARRA, and others. <p><i>Federal Award Information:</i> This finding affects CFDA 81.041 State Energy Program award DE-EE0003881 for the award period July 1, 2010 - June 30, 2012 and ARRA award DE-EE0000157 for the award period April 20, 2009 - October 31, 2012.</p>
	Material Noncompliance	

81.041 STATE ENERGY PROGRAM (continued)**III. Federal Award Findings and Questioned Costs**

U.S. Department of Energy

N.C. Department of Commerce

For the Fiscal Year Ended June 30, 2012

Type of Finding/ Questioned Costs	Findings and Recommendations
	<p><i>Recommendation:</i> The Department should strengthen procedures to ensure that federal funds are drawn and disbursed in accordance with federal and state cash management requirements.</p> <p><i>Agency Response:</i> The Fiscal Management Division has implemented additional internal controls to minimize problems with the Cash Management Improvement Act, CMIA. The division has split administrative expenses from sub-grantee payments. In addition, the administrative draws are done separately from the sub-grantee draws. The division also noticed that periodically refunds from sub-grantee recipients had caused the draw to be less than the expenses that were to be paid. To ensure that matching was occurring, the division has added a policy to document the refunds in the draw log record to show why the funds drawn were less than the payments made.</p> <p>Anticipated Completion Date: Completed Prior to March 15, 2013</p>
12-SA-19 <u>Reporting:</u> Significant Deficiency	<p><u>Deficiencies in Federal Reporting</u></p> <p>For the State Energy Program, the Department of Commerce did not have adequate controls in place to ensure compliance with federal reporting requirements. As a result, there is an increased risk that federal reports could contain errors and not be detected and corrected timely by the Department.</p> <p>During our test of the federal reports, we noted the following deficiencies:</p> <ul style="list-style-type: none"> • The Department did not adequately review the data or supporting documentation to ensure accuracy of the information in the regular program Performance Report prior to its submission. As a result, the expenditures reported were overstated by \$18,508 for the period ended December 31, 2011. • The Department did not adequately review the data or supporting documentation to ensure accuracy of the information in the American Recovery and Reinvestment Act (ARRA) Performance Report prior to its submission. As a result, the expenditures in the report were overstated by \$48,761 for the period ended December 31, 2011. • The Department did not adequately review the data or supporting documentation to ensure accuracy of the information in the Section 1512 ARRA report prior to its submission. As a result, total ARRA

81.041 STATE ENERGY PROGRAM (continued)**III. Federal Award Findings and Questioned Costs**

U.S. Department of Energy

N.C. Department of Commerce

For the Fiscal Year Ended June 30, 2012

Type of Finding/ Questioned Costs	Findings and Recommendations
	<p>expenditures and total ARRA receipts reported were overstated by \$93,791 for the period ended March 31, 2012.</p> <ul style="list-style-type: none"> The regular program SF-425 report for the period ended March 31, 2012 was not reviewed and approved by the appropriate management personnel prior to submitting the report. Although there were no errors noted, the absence of proper controls increases the risk that the report may be incomplete or contain errors. <p>As required by the <i>OMB A-133 Compliance Supplement</i>, the recipients of federal awards are expected to have controls in place to ensure compliance with the following federal reporting requirements: reports for federal awards are required to include all activity of the reporting period, be supported by applicable accounting or performance records, and be fairly presented in accordance with program requirements.</p> <p><i>Federal Award Information:</i> This finding affects CFDA 81.041 State Energy Program award DE-EE0003881 for the award period July 1, 2010 - June 30, 2012 and ARRA award DE-EE0000157 for the award period April 20, 2009 - October 31, 2012.</p> <p><i>Recommendation:</i> The Department should strengthen internal controls to ensure reports are complete and accurate.</p> <p><i>Agency Response:</i> An internal control procedure has been implemented requiring the data and supporting documentation to be reviewed and reconciled to the Certified BD-701 prior to submission. Management reviews and approves all SF-425s before the reports are submitted to DOE. These controls were implemented February 2013.</p> <p>Anticipated Completion Date: Completed Prior to March 15, 2013</p>
12-SA-20 Subrecipient <u>Monitoring:</u> Material Weakness Material Noncompliance	<p><u>Subrecipient Monitoring Needs Improvement</u></p> <p>The Department of Commerce did not adequately monitor subrecipients in the State Energy Program. The <i>OMB Circular A-133 Compliance Supplement</i> requires primary recipients to include certain information in the subrecipient award notification, conduct during-the-award monitoring, and receive and follow up on subrecipient audit reports within prescribed timeframes.</p>

81.041 STATE ENERGY PROGRAM (continued)**III. Federal Award Findings and Questioned Costs**

U.S. Department of Energy

N.C. Department of Commerce

For the Fiscal Year Ended June 30, 2012

Type of Finding/ Questioned Costs	Findings and Recommendations
	<u>Award Notification</u> <p>The Department did not consistently communicate the Catalog of Federal Domestic Assistance (CFDA) number to each subrecipient at the time of the award of American Recovery and Reinvestment Act (ARRA) moneys as required. While testing the ARRA award documents, we reviewed a sample of 35 subrecipients and noted that the federal award number and the amount of ARRA funds were included in the award documents; however, the CFDA number was not included in 19 of the subrecipient award documents. Without the necessary information, subrecipients cannot properly identify the ARRA awards and expenditures in their Schedule of Expenditures of Federal Awards and Data Collection Form.</p> <p>We also noted that subrecipient audit requirements were not communicated at the time of the award to five of the 35 ARRA funds recipients that we examined.</p> <p>The <i>OMB Circular A-133 Compliance Supplement</i> requires the State to separately identify to each subrecipient, and document at the time of the subaward, the federal award number, CFDA number, and the amount of ARRA funds; and require their subrecipients to provide similar identification in their Schedule of Expenditures of Federal Awards and Data Collection Form. The supplement also requires the State, at the time of the award, to identify to the subrecipient the applicable compliance requirements, which include audit requirements.</p>
	<u>During-the-Award Monitoring</u> <p>The Department did not ensure that subrecipients funded by ARRA moneys were registered in the Central Contractor Registration (CCR) database at the time of the award and did not perform periodic reviews to ensure subrecipients updated the information when necessary. We reviewed the CCR database for 35 of the 175 subrecipients and found that two subrecipients had Data Universal Numbering System (DUNS) numbers in the CCR database that had expired.</p> <p>The <i>OMB Circular A-133 Compliance Supplement</i> states that a pass-through entity is responsible for identifying to first-tier subrecipients the requirement to register in the Central Contractor Registration, including obtaining a Dun and Bradstreet Data Universal Numbering System (DUNS) number, and for maintaining the currency of that information. The supplement further requires that the State monitor compliance with applicable compliance requirements.</p>

81.041 STATE ENERGY PROGRAM (continued)**III. Federal Award Findings and Questioned Costs**

U.S. Department of Energy

N.C. Department of Commerce

For the Fiscal Year Ended June 30, 2012

Type of Finding/ Questioned Costs	Findings and Recommendations
<u>Subrecipient Audit Reports</u>	<p>The Department does not have a tracking mechanism in place to ensure that required audit reports are received and management decisions on audit findings are issued timely. We also noted that the Department does not review subrecipients' Schedules of Expenditures of Federal Awards and Data Collection Forms to determine if ARRA funding is reported separately.</p> <p>The <i>OMB Circular A-133 Compliance Supplement</i> requires pass-through entities to ensure subrecipients who expend \$500,000 or more in federal awards during the subrecipients' fiscal year have an audit completed within nine months after the end of the subrecipients' audit period. The pass-through entity is also required to issue management decisions on audit findings within six months after the receipt of the subrecipient's audit report and ensure the subrecipient takes timely and appropriate action on all findings. The supplement also requires subrecipients to separately account for ARRA funds and separately identify the funds in their Schedule of Expenditures of Federal Awards and Data Collection Form.</p> <p><i>Federal Award Information:</i> This finding affects CFDA 81.041 State Energy Program award DE-EE0003881 for the award period July 1, 2010 - June 30, 2012 and ARRA award DE-EE0000157 for the award period April 20, 2009 - October 31, 2012.</p> <p><i>Recommendation:</i> The Department should strengthen its subrecipient monitoring procedures to ensure that all necessary information is communicated at the time of the award; subrecipients comply with applicable requirements during period the award is used; required information is included in subrecipients' Schedules of Expenditures of Federal Awards and Data Collection Forms; and audit reports are received when necessary and timely action is taken on reported audit findings.</p> <p><i>Agency Response:</i> Effective January 2012, the Department implemented controls to ensure that subrecipients receive the CFDA number and all audit and compliance requirements at the initial award. The Department requires all subrecipients to have active CCR registration from the time of award throughout the grant. The DUNS numbers are checked at initial award to ensure that they are active. Effective September 2012, the department developed internal controls to ensure that DUNS numbers are active in CCR registration database throughout the entire grant. Effective February 2013, the Department assigned business officers to ensure that audit reports are received from all subrecipients. Business officers review the reports and</p>

81.041 STATE ENERGY PROGRAM (continued)**III. Federal Award Findings and Questioned Costs**

U.S. Department of Energy

N.C. Department of Commerce

For the Fiscal Year Ended June 30, 2012

Type of Finding/ Questioned Costs	Findings and Recommendations
---	------------------------------

submit to managers for review and a management decision is issued on any audit findings within six months.

Anticipated Completion Date: Completed Prior to March 15, 2013

81.042 WEATHERIZATION ASSISTANCE FOR LOW-INCOME PERSONS**III. Federal Award Findings and Questioned Costs**

U.S. Department of Energy

N.C. Department of Commerce

For the Fiscal Year Ended June 30, 2012

Type of Finding/ Questioned Costs		Findings and Recommendations
12-SA-21	Cash <u>Management:</u>	<u>Deficiencies in Cash Management</u>
	Material Weakness	<p>The Department of Commerce did not comply with federal and state cash management requirements for the Weatherization Assistance for Low-Income Persons program. The <i>OMB Circular A-133 Compliance Supplement</i> requires the State to minimize the time elapsing between its receipt of funds from the U.S. Treasury and the disbursement of those funds. <i>North Carolina General Statute</i> 147-86.11 (f.3) and the State's cash management policy require that federal program expenditures initially paid from state funds be reimbursed immediately with federal funds.</p> <p>We analyzed the population of Weatherization grant payments to subrecipients and the corresponding federal cash draws that were processed by the Department. For the 2,757 American Recovery and Reinvestment Act (ARRA) Weatherization payment requests and 1,425 regular Weatherization payment requests, we noted the following deficiencies:</p> <ul style="list-style-type: none"> For 824 ARRA payments to subrecipients valued at \$4.3 million and 200 regular Weatherization payments to subrecipients valued at \$298,560, the funds were drawn from the federal agency four to 20 and four to 19 working days, respectively, before they were disbursed to subrecipients. Therefore, the Department did not comply with federal requirements to minimize the time elapsing between draw down of funds and disbursement to subrecipients. For 42 ARRA payments to subrecipients valued at \$695,700 and 587 regular Weatherization payments to subrecipients valued at \$762,084, the funds were drawn from the federal agency four to 12 and four to 28 working days, respectively, after the Department paid the subrecipients. Therefore, funds used to pay the subrecipients were not promptly reimbursed in accordance with state requirements. However, for these subrecipient payments, it is unclear whether the funds used for the payments were from state funds or other federal programs. We noted that the account used to make the Weatherization payments included deposits from other federal grants, such as the Workforce Investment Act (WIA) Cluster, the State Energy Program ARRA, and others.
	Material Noncompliance	

This finding was also reported in the prior two years.

Federal Award Information: This finding affects CFDA 81.042 Weatherization Assistance for Low-Income Persons award DE-FG26-07NT43134 for the

81.042 WEATHERIZATION ASSISTANCE FOR LOW-INCOME PERSONS (continued)**III. Federal Award Findings and Questioned Costs**

U.S. Department of Energy

N.C. Department of Commerce

For the Fiscal Year Ended June 30, 2012

	Type of Finding/ Questioned Costs	Findings and Recommendations
		<p>award period July 1, 2007 - June 30, 2012 and ARRA award DE-EE0000118 for the award period April 1, 2009 - June 30, 2013.</p> <p><i>Recommendation:</i> The Department should strengthen procedures to ensure that federal funds are drawn and disbursed in accordance with federal and state cash management requirements.</p> <p><i>Agency Response:</i> The Fiscal Management Division has implemented additional internal controls to minimize problems with the Cash Management Improvement Act, CMIA. The division has split administrative expenses from sub-grantee payments. In addition, the administrative draws are done separately from the sub-grantee draws. The division also noticed that periodically refunds from sub-grantee recipients had caused the draw to be less than the expenses that were to be paid. To ensure that matching was occurring, the division has added a policy to document the refunds in the draw log record to show why the funds drawn were less than the payments made.</p> <p>Anticipated Completion Date: Completed Prior to March 15, 2013</p>
12-SA-22	<p>Subrecipient Monitoring:</p> <p>Significant Deficiency</p>	<p><u>Subrecipient Monitoring Needs Improvement</u></p> <p>The Department of Commerce did not have procedures in place to ensure that the subrecipients in the Weatherization Assistance for Low-Income Persons program and funded by American Recovery and Reinvestment Act (ARRA) moneys were registered in the Central Contractor Registration (CCR) database. The Department also did not perform periodic reviews to ensure that subrecipients were updating the information. This results in an increased risk of noncompliance with the federal requirements; however, we found only one subrecipient without a current CCR registration.</p> <p>We reviewed the CCR registration status for six Weatherization subrecipients and found that one had a CCR registration that expired on January 5, 2012.</p> <p>The <i>OMB Circular A-133 Compliance Supplement</i> states that a pass-through entity is responsible for identifying to first-tier subrecipients the requirement to register in the Central Contractor Registration, including obtaining a Dun and Bradstreet Data Universal Numbering System (DUNS) number, and for maintaining the currency of that information. The supplement further requires that the State monitor compliance with applicable compliance requirements.</p>

81.042 WEATHERIZATION ASSISTANCE FOR LOW-INCOME PERSONS (continued)**III. Federal Award Findings and Questioned Costs**

U.S. Department of Energy

N.C. Department of Commerce

For the Fiscal Year Ended June 30, 2012

Type of Finding/ Questioned Costs	Findings and Recommendations
	<p><i>Federal Award Information:</i> This finding affects CFDA 81.042 Weatherization Assistance for Low-Income Persons ARRA award DE-EE0000118 for the award period April 1, 2009 - June 30, 2013.</p> <p><i>Recommendation:</i> The Department should strengthen internal controls to ensure that subrecipients have a valid CCR registration, as required.</p> <p><i>Agency Response:</i> The Department now requires each subrecipient to submit current CCR information with subrecipient's annual application.</p> <p>Anticipated Completion Date: July 1, 2013</p>

84.010 TITLE I GRANTS TO LOCAL EDUCATIONAL AGENCIES**III. Federal Award Findings and Questioned Costs**

U.S. Department of Education

N.C. Department of Public Instruction

For the Fiscal Year Ended June 30, 2012

	Type of Finding/ Questioned Costs	Findings and Recommendations
12-SA-23	Cash <u>Management:</u> Significant Deficiency	<p data-bbox="537 562 1141 590"><u>Cash Management Monitoring Needs Improvement</u></p> <p data-bbox="537 625 1471 835">The Department did not have adequate monitoring procedures to ensure subrecipients disbursed federal funds in a timely manner as required by federal and state cash management requirements. As a result, there is an increased risk that the Department and/or its subrecipients could accumulate federal funds and fail to disburse them in a timely manner. During the year, the Department disbursed approximately \$1.6 billion in federal funds to subrecipients for all grants.</p> <p data-bbox="537 871 1471 1020">The Treasury-State Agreement requires the State to request funds such that they are deposited in a state account not more than three days prior to the actual disbursement of those funds. In addition, 34 CFR Section 80.20 requires the State to monitor cash drawdowns by its subrecipients to ensure that they conform substantially to the same standards as the State.</p> <p data-bbox="537 1056 1471 1325">The Department's cash management monitoring procedures did not ensure subrecipients expended federal funds within three days of receipt. During its fiscal monitoring visits, the Department determined if the subrecipients had policies and procedures over their cash management process, but did not verify that the procedures were actually being followed. At the end of each month, the Department determined whether subrecipients had requested funds in excess of actual expenditures for the month. This procedure was inadequate as it did not determine whether funds were spent within three days of receipt.</p> <p data-bbox="537 1360 1471 1509">The Department's year-end closeout process for the 2012 fiscal year revealed that excess funds had been drawn down and disbursed to subrecipients for a number of grants. The Department recovered these funds which caused the Department to have excess cash on hand. Examples noted are described below.</p> <ul data-bbox="586 1545 1471 1793" style="list-style-type: none"> <li data-bbox="586 1545 1471 1608">• The Department recovered \$7.7 million for the Special Education - Grants to State program on July 6, 2012. <li data-bbox="586 1644 1471 1707">• The Department recovered \$6.8 million for the Title I Cluster on July 11, 2012. <li data-bbox="586 1743 1471 1793">• The Department recovered \$1.7 million for the Improving Teacher Quality grant on July 6, 2012.

Significant aspects of this finding were reported in the prior year.

84.010 TITLE I GRANTS TO LOCAL EDUCATIONAL AGENCIES (continued)**III. Federal Award Findings and Questioned Costs**

U.S. Department of Education

N.C. Department of Public Instruction

For the Fiscal Year Ended June 30, 2012

Type of Finding/ Questioned Costs	Findings and Recommendations
<i>Federal Award Information:</i> This finding impacts these federal programs:	
<ul style="list-style-type: none"> a. Title I Grants to Local Education Agencies: Federal funding periods: 1) July 1, 2010 - September 30, 2011 (S010A100033A); and 2) July 1, 2011 - September 30, 2012 (S010A110033A). b. Title I Grants to Local Education Agencies, Recovery Act: Federal funding period February 17, 2009 - September 30, 2010 (S389A090033). c. Special Education - Grants to States: Federal funding periods: 1) July 1, 2009 - September 30, 2010 (H027A090092A); 2) July 1, 2010 - September 30, 2011 (H027A100092A); and 3) July 1, 2011 - September 30, 2012 (H027A110092-11B). d. Special Education - Preschool Grants: Federal funding periods: 1) July 1, 2009 - September 30, 2010 (H173A090096); 2) July 1, 2010 - September 30, 2011 (H173A100096); and 3) July 1, 2011 - September 30, 2012 (H173A110096). e. Special Education - Grants to States, Recovery Act: Federal funding period February 17, 2009 - September 30, 2010 (H391A090092A). f. Special Education - Preschool Grants, Recovery Act: Federal funding period February 17, 2009 - September 30, 2010 (H392A090096). g. Improving Teacher Quality State Grants: Federal funding periods: 1) July 1, 2009 - September 30, 2010 (S367A090032A); 2) July 1, 2010 - September 30, 2011 (S367A100032A); and 3) July 1, 2011 - September 30, 2012 (S367A110032A). h. Twenty-First Century Community Learning Centers: Federal funding periods: 1) July 1, 2009 - September 30, 2010 (S287C090033); 2) July 1, 2010 - September 30, 2011 (S287C100033); and 3) July 1, 2011 - September 30, 2012 (S287C110033). i. Race to the Top: Federal funding period September 24, 2010 - September 23, 2014 (S395A100069). j. Education Jobs Fund: Federal funding period August 10, 2010 - September 30, 2011 (S410A100034). 	

84.010 TITLE I GRANTS TO LOCAL EDUCATIONAL AGENCIES (continued)**III. Federal Award Findings and Questioned Costs**

U.S. Department of Education

N.C. Department of Public Instruction

For the Fiscal Year Ended June 30, 2012

	Type of Finding/ Questioned Costs	Findings and Recommendations
		<p><i>Recommendation:</i> The Department should develop and implement effective procedures to ensure subrecipients draw down and disburse federal funds in accordance with federal and state cash management requirements.</p> <p><i>Agency Response:</i> The Department concurs with the Auditor's finding and recommendation. In addition to zeroing out grant funds at the end of each month, the Department has updated fiscal monitoring procedures and the fiscal monitoring tool to include verification of subrecipients's compliance with federal and state cash management requirements. In an effort to improve monitoring of requested funds and actual disbursements the Department developed the Cash Management Monitoring System (CMMS). The system will assist fiscal monitors, LEAs and Charter Schools with monitoring cash management compliance. The Department anticipates the system's go live date to occur before March 31, 2013.</p>
12-SA-24	Subrecipient Monitoring: Significant Deficiency	<p><u>Deficiencies in Title I Program Monitoring</u></p> <p>The Department did not have effective controls in place to ensure a monitoring report was provided to each subrecipient monitored and to ensure that corrective action was taken on all monitoring findings. As a result, there is an increased risk that noncompliance with federal requirements could continue if the subrecipient is not aware of the monitoring results and does not correct existing errors. Subrecipients received approximately \$400 million of Title I funds during the year.</p> <p>Our review of the documentation for a sample of 12 on-site visits revealed the following deficiencies:</p> <ul style="list-style-type: none"> • The Department did not provide a monitoring report communicating the results of the visit to one subrecipient. • One subrecipient did not submit a corrective action plan for the findings found during the monitoring visit. <p>The Department's current procedures require a monitoring log to be prepared for each subrecipient that shows the date the subrecipient was monitored, the date the monitoring report was sent to the subrecipient, and the date the corrective action plan was received that addressed all noncompliance issues. However, there is no review and approval to ensure the monitoring log is completed.</p>

84.010 TITLE I GRANTS TO LOCAL EDUCATIONAL AGENCIES (continued)**III. Federal Award Findings and Questioned Costs**

U.S. Department of Education

N.C. Department of Public Instruction

For the Fiscal Year Ended June 30, 2012

Type of Finding/ Questioned Costs	Findings and Recommendations
	<p>Federal regulations require the Department to monitor the activities of subrecipients as necessary to ensure that federal awards are used for authorized purposes in compliance with laws and regulations and ensure that performance goals are achieved.</p> <p><i>Federal Award Information:</i> This finding impacts these federal programs:</p> <ul style="list-style-type: none"> a. Title I Grants to Local Education Agencies: Federal funding periods: <ul style="list-style-type: none"> 1) July 1, 2010 - September 30, 2011 (S010A100033A); and 2) July 1, 2011 - September 30, 2012 (S010A110033A). b. Title I Grants to Local Education Agencies, Recovery Act: Federal funding period February 17, 2009 - September 30, 2010 (S389A090033). <p><i>Recommendation:</i> The Department should develop and implement effective procedures to ensure each subrecipient is monitored, receives a monitoring report, and takes corrective action on all findings.</p> <p><i>Agency Response:</i> The Department concurs with the Auditor's finding and recommendation. The Department will develop and implement a tracking mechanism to help ensure timely, effective and complete monitoring of subrecipients. The tracking mechanism will include the documentation of management reviews, comments, follow up dates and the status of the monitoring review or report. Verification of receipt of all required corrective action plans from subrecipients will also be documented within the developed tracking mechanism. In addition, the Department plans to implement a process in which the Monitoring and Compliance Section will meet with federal program staff on a quarterly basis to verify all planned corrective action has been implemented and is being adhered to on a consistent basis.</p>
12-SA-25 Subrecipient <u>Monitoring:</u> Significant Deficiency	<p><u>Corrective Action Plans Not Obtained from Subrecipients</u></p> <p>The Department did not ensure subrecipients took timely corrective action on issues noted during the fiscal on-site monitoring visits. As a result, there is an increased risk that subrecipients may continue to be out of compliance in the areas noted during the monitoring visits. See finding 12-SA-1 for a description.</p>

84.027 SPECIAL EDUCATION – GRANTS TO STATES**III. Federal Award Findings and Questioned Costs**

U.S. Department of Education

N.C. Department of Public Instruction

For the Fiscal Year Ended June 30, 2012

	Type of Finding/ Questioned Costs	Findings and Recommendations
12-SA-26	Cash <u>Management:</u> Significant Deficiency	<u>Cash Management Monitoring Needs Improvement</u> The Department did not have adequate monitoring procedures to ensure subrecipients disbursed federal funds in a timely manner as required by federal and state cash management requirements. As a result, there is an increased risk that the Department and/or its subrecipients could accumulate federal funds and fail to disburse them in a timely manner. During the year, the Department disbursed approximately \$1.6 billion in federal funds to subrecipients for all grants. See finding 12-SA-23 for a description.
12-SA-27	Subrecipient <u>Monitoring:</u> Significant Deficiency	<u>Corrective Action Plans Not Obtained from Subrecipients</u> The Department did not ensure subrecipients took timely corrective action on issues noted during the fiscal on-site monitoring visits. As a result, there is an increased risk that subrecipients may continue to be out of compliance in the areas noted during the monitoring visits. See finding 12-SA-1 for a description.

84.031 HIGHER EDUCATION-INSTITUTIONAL AID**III. Federal Award Findings and Questioned Costs**

U.S. Department of Education

Fayetteville State University

For the Fiscal Year Ended June 30, 2012

	Type of Finding/ Questioned Costs	Findings and Recommendations
12-SA-28	Cash <u>Management:</u> Material Weakness Material Noncompliance	<p><u>Cash Management Controls Need Improvement</u></p> <p>The University did not have adequate internal controls over cash management for the Higher Education Institutional Aid program. As a result, Federal cash in excess of immediate cash needs was requested and received by the University. These excess amounts received ranged from \$173,017 to \$623,809 per payment request.</p> <p>The University's internal controls did not properly limit cash payment requests to minimum amounts needed or time requests in accordance with the actual, immediate cash requirements of the program. Thus, all twelve payment requests examined were in excess of immediate cash requirements.</p> <p>Title 34 CFR 74.22, states that payment methods shall minimize the time elapsing between the transfer of funds from the United States Treasury and the payment by the recipient.</p> <p>Title 34 CFR 74.22(b)(2) states cash advances to a recipient organization are limited to the minimum amounts needed and be timed to be in accordance with the actual, immediate cash requirements of the recipient organization in carrying out the purpose of the approved program or project.</p> <p>Title 34 CFR 74.22(b)(3) states that the timing and amount of cash advances are as close as is administratively feasible to the actual disbursements by the recipient organization for direct program or project costs.</p> <p><i>Federal Award Information:</i> This finding affects CFDA 84.031 Higher Education Institutional Aid: Federal Award P031B085087-09 for the award period October 1, 2009 - September 30, 2010; Federal Award P031B070087-10 for the award period October 1, 2010 - September 30, 2011; Federal Award P031B070087-11 for the award period October 1, 2011 – September 30, 2012; Federal Award P031B100016-11 for the award period October 1, 2011 – September 30, 2012.</p> <p><i>Recommendation:</i> The University should strengthen internal controls to ensure Federal cash management regulations are followed. Payment requests should be limited to the minimum amounts needed and timed in accordance with immediate cash needs.</p> <p><i>Agency Response:</i> The University agrees with the finding and recommendation. In January 2013, we implemented a corrective action plan. In September 2012, a reconciliation of the Five (5) Year Title III Cycle was performed which identified excess cash.</p>

84.031 HIGHER EDUCATION-INSTITUTIONAL AID (continued)**III. Federal Award Findings and Questioned Costs**

U.S. Department of Education

Fayetteville State University

For the Fiscal Year Ended June 30, 2012

	Type of Finding/ Questioned Costs	Findings and Recommendations
		<p>A detailed analysis was performed to confirm the excess cash drawdown, to identify the causes and to clarify the processes for returning funds. The excess cash was returned to the U. S. Department of Education on January 16, 2013. Procedures have been implemented to perform manual reviews of expenditures versus revenue for each fund within a federal award. This is in comparison to a negative cash report which will ensure that the review is timed in accordance with immediate cash needs. Cash balances are reviewed the last day of each month and drawdown requests for that period are submitted no later than the last day of the following month. If a subsequent review indicates excess cash, the funds will be returned immediately. The outlined corrective action plan will be monitored as part of the University's annual internal auditing program.</p>
12-SA-29	<u>Davis-Bacon Act</u> Material Weakness Material Noncompliance	<p><u>Internal Controls Over Davis-Bacon Requirements Need Improvement</u></p> <p>For the Higher Education Institutional Aid program, the University entered into construction contracts totaling \$594,255 which did not comply with the Davis-Bacon Act. As a result, there is an increased risk that wages paid to laborers do not comply with appropriate wage requirements.</p> <p>Of the five construction contracts funded, all failed to contain the required prevailing wage clause. Four of the five contracts did not comply with the requirement for contractors to submit weekly certified payrolls to the University.</p> <p>The A-133 Compliance Supplement states "all laborers and mechanics employed by contractors or subcontractors to work on construction contracts in excess of \$2,000 financed by Federal assistance funds must be paid wages not less than those established for the locality of the project (prevailing wage rates) by the Department of Labor.</p> <p>Non-Federal entities shall include in their construction contracts subject to the Davis-Bacon Act, a requirement that the contractor or subcontractor comply with the requirements of the Davis-Bacon Act and the Department of Labor. This includes a requirement for the contractor or subcontractor to submit to the non-Federal entity weekly, for each week in which any contract work is performed, a copy of the payroll and a statement of compliance (certified payrolls)."</p> <p><i>Federal Award Information:</i> This finding affects CFDA 84.031 Higher Education Institutional Aid: Federal Award P031B085087-09 for the award period October 1, 2009 - September 30, 2010; Federal Award P031B070087-10 for the award period October 1, 2010 - September 30, 2011;</p>

84.031 HIGHER EDUCATION-INSTITUTIONAL AID (continued)**III. Federal Award Findings and Questioned Costs**

U.S. Department of Education

Fayetteville State University

For the Fiscal Year Ended June 30, 2012

	Type of Finding/ Questioned Costs	Findings and Recommendations
		<p>Federal Award P031B070087-11 for the award period October 1, 2011 – September 30, 2012; Federal Award P031B100016-11 for the award period October 1, 2011 – September 30, 2012.</p> <p><i>Recommendation:</i> The University should strengthen controls to ensure that all construction contracts financed by Federal assistance are in compliance with the requirements of the Davis-Bacon Act.</p> <p><i>Agency Response:</i> The University agrees with the finding and recommendation. We have taken the necessary steps to ensure compliance with the Davis-Bacon Act. The Construction Contract Templates for federally funded projects now include the language related to the Davis-Bacon Act requirements. A corrective action plan has been outlined which will be monitored as part of the University's annual internal auditing program.</p>
12-SA-30	<p>Equipment and Real Property Management:</p> <p>Material Weakness</p> <p>Material Noncompliance</p>	<p><u>Internal Controls Over Equipment Need Improvement</u></p> <p>The University did not have adequate internal controls in place to properly identify, safeguard and maintain equipment purchased with Higher Education Institutional Aid funds. Thus, there is an increased risk of loss or mismanagement of equipment.</p> <p>The Higher Educational Aid program had equipment totaling \$1,665,090 including \$765,474 or 77 items of equipment which were purchased by two capital leases. The equipment items acquired through capital leases were not identified individually in the inventory system. Without specific identification physical inventory procedures may not be effective.</p> <p>The A-133 Compliance Supplement states that "equipment records shall be maintained, a physical inventory of equipment shall be taken at least once every two years and reconciled to the equipment records, an appropriate control system shall be used to safeguard equipment, and equipment shall be adequately maintained."</p> <p><i>Federal Award Information:</i> This finding affects CFDA 84.031 Higher Education Institutional Aid: Federal Award P031B085087-09 for the award period October 1, 2009 - September 30, 2010; Federal Award P031B070087-10 for the award period October 1, 2010 - September 30, 2011; Federal Award P031B070087-11 for the award period October 1, 2011 – September 30, 2012; Federal Award P031B100016-11 for the award period October 1, 2011 – September 30, 2012.</p>

84.031 HIGHER EDUCATION-INSTITUTIONAL AID (continued)**III. Federal Award Findings and Questioned Costs**

U.S. Department of Education

Fayetteville State University

For the Fiscal Year Ended June 30, 2012

Type of Finding/ Questioned Costs	Findings and Recommendations
	<p><i>Recommendation:</i> The University should strengthen internal controls to adequately maintain equipment records in order to safeguard and maintain equipment. Specifically, controls should be strengthened to ensure that equipment purchased with capital lease financing be properly itemized within the inventory system.</p> <p><i>Agency Response:</i> The University agrees with the finding and recommendation. The unidentified equipment during the review by the State Auditor has now been identified and tagged. The University's inventory procedures require an annual physical inventory by departments. The physical inventory forms have been updated to include a field for Title III or federally funded tag numbers. Procedures are being implemented which will enable us to identify equipment purchased with federal funds. Hence, such equipment can be tagged accordingly upon receipt. The Fixed Asset Coordinator is also providing copies of the Fixed Asset Receiving Reports to the Title III Office as well as notices when equipment purchased with federal funds are disposed of and/or moved.</p> <p>Capital Leases will be reviewed at the time of acquisition and at year end. This will allow us to verify that equipment purchased through capital leases are properly itemized within the inventory system and properly accounted for. Training will be provided for the Title III Activity Directors and the Principal Investigators of other federal grants. The training will further ensure that we understand and meet the requirements for asset management. A corrective action plan has been outlined which will be monitored as part of the University's annual internal auditing program.</p>
12-SA-31	<p data-bbox="315 1423 493 1503">Procurement and Suspension and <u>Debarment:</u></p> <p data-bbox="342 1520 456 1575">Material Weakness</p> <p data-bbox="342 1591 508 1646">Material Noncompliance</p> <p data-bbox="537 1423 1468 1482"><u>Internal Controls Over Procurement and Suspension and Debarment Need Improvement</u></p> <p data-bbox="537 1520 1468 1638">For the Higher Education Institutional Aid program, the University did not have adequate controls to ensure compliance with procurement and suspension and debarment requirements. Thus, there is an increased risk of noncompliance with these laws and regulations.</p> <p data-bbox="537 1675 1468 1850">University personnel did not fully understand State purchasing policies and procedures for sole source and competitive purchases. In addition, University personnel were not aware of Federal requirements for certifications related to lobbying activity and suspension and debarment. Eighteen out of 72 purchases tested did not have the proper documentation to support the purchase in accordance with State and Federal regulations.</p>

84.031 HIGHER EDUCATION-INSTITUTIONAL AID (continued)**III. Federal Award Findings and Questioned Costs**

U.S. Department of Education

Fayetteville State University

For the Fiscal Year Ended June 30, 2012

Type of Finding/ Questioned Costs	Findings and Recommendations
	<p>The A-133 Compliance Supplement states: "States, and governmental subrecipients of States, shall use the same State policies and procedures used for procurements from non-Federal funds. They also shall ensure that every purchase order or other contract includes any clauses required by Federal statutes and executive orders and their implementing regulations."</p> <p>State purchasing policy requires all purchases that are expected to be over \$5,000 to be open to competition when selecting a vendor. The University can only waive competition for specific reasons detailed by State policy. When competition is waived, written justification must be maintained by the University.</p> <p>OMB Circular A-110 requires that a certification regarding lobbying activities and a certification regarding suspension and debarment be collected from a vendor if the expected purchase will be greater than \$100,000.</p> <p>This finding was also reported in the prior year.</p> <p><i>Federal Award Information:</i> This finding affects CFDA 84.031 Higher Education Institutional Aid: Federal Award P031B085087-09 for the award period October 1, 2009 - September 30, 2010; Federal Award P031B070087-10 for the award period October 1, 2010 - September 30, 2011; Federal Award P031B070087-11 for the award period October 1, 2011 – September 30, 2012; Federal Award P031B100016-11 for the award period October 1, 2011 – September 30, 2012.</p> <p><i>Recommendation:</i> The University should strengthen internal controls to ensure appropriate procurement and suspension and debarment policies are followed and relevant documentation is maintained.</p> <p><i>Agency Response:</i> The University agrees with the finding and recommendation. We implemented a corrective action plan on June 30, 2012. Also, the Title III activity directors and principal investigators for other federal grant programs will adhere to the established policies and procedures for purchasing. These policies and procedures are on the University's website under Business and Finance/Purchasing. The website now includes specific information related to Sole and Single Source Purchases; Waiver of Competitive Purchasing; Internal Policies and Procedures related to Federal Debarment; a Debarment Certification form and a link to Sam.gov and the Excluded Parties List System (EPLS). Training has been provided for the Title III activity directors on these requirements to make sure the processes are followed and understood; whereas additional training is on-going.</p>

84.031 HIGHER EDUCATION-INSTITUTIONAL AID (continued)**III. Federal Award Findings and Questioned Costs**

U.S. Department of Education

Fayetteville State University

For the Fiscal Year Ended June 30, 2012

Type of Finding/ Questioned Costs	Findings and Recommendations
	The Purchasing Department reviews and maintains relevant documentation related to these requirements. The implemented corrective action plan will be monitored as part of the University's annual internal auditing program.

84.031 HIGHER EDUCATION-INSTITUTIONAL AID**III. Federal Award Findings and Questioned Costs**

U.S. Department of Education

Winston-Salem State University

For the Fiscal Year Ended June 30, 2012

	Type of Finding/ Questioned Costs	Findings and Recommendations
12-SA-32	Procurement and Suspension and Debarment: Material Weakness Material Noncompliance	<p><u>Lack of Controls Over Federal Suspension and Debarment Verification</u></p> <p>The University did not have controls in place to ensure that contracts and procurements in excess of \$25,000 were made only to vendors that were eligible to participate in federal programs. The lack of controls increase the risk that the University may contract with, or provide funds to, suspended or debarred vendors. However, we did not identify any transactions with suspended or debarred vendors.</p> <p>OMB Circular A-110 requires verification of applicable contract and procurement transactions to ensure that recipients of federal funds are not suspended or debarred. This verification is to be accomplished by checking the Excluded Parties List System maintained by the General Services Administration or collecting a certification from the entity regarding its exclusion status and that of its principal employees.</p> <p><i>Federal Award Information:</i> CFDA 84.031 – Higher Education Institutional Aid: Federal award P031B070015-10 for award year October 1, 2010 – September 30, 2011; Federal award P031B070015-11 for award year October 1, 2011 – September 30, 2012; Federal award P031B100052-10 for award year October 1, 2010 – September 30, 2011; Federal award P031B100052-11 for award year October 1, 2011 – September 30, 2012.</p> <p><i>Recommendation:</i> The University should implement procedures to ensure compliance with federal suspension and debarment regulations.</p> <p><i>Agency Response:</i> We concur. Sponsored Programs vets all vendors to be used by new grants against the Excluded Parties List System maintained by the General Services Administration. The Purchasing Department has linked its website to the Excluded Parties List System maintained by the General Services Administration. All new vendors are vetted against this list along with the State of North Carolina debarred vendors listing.</p>

84.126 REHABILITATION SERVICES – VOCATIONAL REHABILITATION GRANTS TO STATES**III. Federal Award Findings and Questioned Costs**

U.S. Department of Education

N.C. Department of Health and Human Services

For the Fiscal Year Ended June 30, 2012

	Type of Finding/ Questioned Costs	Findings and Recommendations
12-SA-33	Allowable Costs/Cost Principles: Material Weakness Questioned Cost Finding \$3,439	<p data-bbox="537 558 943 585"><u>Errors in Claims Payment Process</u></p> <p data-bbox="537 621 1468 827">The Department made payments on behalf of Rehabilitation Services - Vocational Rehabilitation Grants to States program participants that did not comply with activities allowed and allowable cost requirements for the program. The Department erroneously made net overpayments totaling \$4,370, resulting in questioned costs of \$3,439, which represents the federal share of the overpayments. We believe that it is likely that questioned costs exceed \$10,000 in the population.</p> <p data-bbox="537 867 1468 1050">The Department administers the Rehabilitation Services - Vocational Rehabilitation Grants to States program through two different divisions - the Division of Vocational Rehabilitation and the Division of Services for the Blind. We examined a sample of 100 participant claims across both divisions and identified 31 claims that were paid in error or were not sufficiently documented. Examples of the deficiencies noted included:</p> <ul data-bbox="586 1085 1468 1272" style="list-style-type: none"> • Payments using the incorrect methodology for payment or pricing. • Insufficient or missing documentation in support of the services rendered. • Claims paid without appropriate authorization. <p data-bbox="537 1308 1468 1396">Federal regulation requires allowable costs to be adequately documented and program costs to be necessary and reasonable for proper and efficient administration of the grant program.</p> <p data-bbox="537 1432 1268 1459">Similar aspects of this finding were reported in previous years.</p> <p data-bbox="537 1495 1468 1642"><i>Federal Award Information:</i> The review for the Rehabilitation Services - Vocational Rehabilitation Grants to States program claims included federal grant awards #H126A100049, #H126A110049, #H126A120049, #H126A100050, #H126A110050, and #H126A120050 for the federal fiscal years ending September 30, 2010 to 2012.</p> <p data-bbox="537 1677 1468 1890"><i>Recommendation:</i> The Department should continue to enhance its control procedures to improve the accuracy of the claims payment process. Services should be properly documented and authorized in the participant's vocational rehabilitation plan prior to issuing payment. Payment methodologies should be updated to be consistent with Medicaid or other departmental pricing policies. Identified over or underpaid claims should be followed up for timely and appropriate collection or payment.</p>

84.126 REHABILITATION SERVICES – VOCATIONAL REHABILITATION GRANTS TO STATES

(continued)

III. Federal Award Findings and Questioned Costs

U.S. Department of Education

N.C. Department of Health and Human Services

For the Fiscal Year Ended June 30, 2012

	Type of Finding/ Questioned Costs	Findings and Recommendations
		<p><i>Agency Response:</i> The Department agrees with the findings and recommendations and will continue to enhance its control procedures to ensure that all claims are documented, processed and paid properly.</p> <p>The Department continues efforts to develop and test a replacement claims processing system that will improve accuracy and eliminate errors attributed to the inconsistent payment methodology applied to Medicaid and/or other departmental pricing policies. The replacement claims processing system will also have the functionality to ensure that services are properly authorized and documented in participants' plans before payments are issued. In addition, the Department will continue to train staff to ensure that procedures are followed and services authorized for clients match the participant's vocational rehabilitation plan.</p> <p>The Department will conduct timely follow-up of the identified over and underpaid claims to ensure appropriate collection or payment.</p>
12-SA-34	Cash <u>Management:</u> Significant Deficiency	<p><u>Noncompliance with Cash Management Requirements</u></p> <p>The Department did not comply with federal cash management requirements and the Treasury-State Agreement for the Rehabilitation Services - Vocational Rehabilitation Grants to States program.</p> <p>The Department administers the Rehabilitation Services - Vocational Rehabilitation Grants to States program through two different divisions - the Division of Vocational Rehabilitation and the Division of Services for the Blind. We examined a sample of 77 requests for federal funds across both divisions and identified noncompliance with 14 requests. The requests were related to drawdowns for estimated payroll expenditures rather than actual disbursements as required in the Treasury-State Agreement. When comparing actual payroll expenditures to the requested drawdown amounts for our sample items, we identified \$483,947 in overdraws and \$612,580 in underdraws.</p> <p>The Department does not use actual data because the necessary details are not readily available in the payroll system. The Department is pursuing revisions to the Treasury-State Agreement to allow the current procedure, but no such changes have been approved.</p> <p>Federal and state regulations require the development of procedures to ensure compliance with approved federal funds request methods.</p>

84.126 REHABILITATION SERVICES – VOCATIONAL REHABILITATION GRANTS TO STATES

(continued)

III. Federal Award Findings and Questioned Costs

U.S. Department of Education

N.C. Department of Health and Human Services

For the Fiscal Year Ended June 30, 2012

Type of Finding/ Questioned Costs	Findings and Recommendations
	<p>Similar aspects of this finding were reported in the prior year.</p> <p><i>Federal Award Information:</i> The review for the Rehabilitation Services - Vocational Rehabilitation Grants to States program claims included federal grant awards #H126A100049, #H126A110049, #H126A120049, #H126A100050, #H126A110050, and #H126A120050 for the federal fiscal years ending September 30, 2010 to 2012.</p> <p><i>Recommendation:</i> The Department should review the Treasury-State Agreement to determine whether the Agreement should be amended or the process for drawing down payroll expenditures should be revised.</p> <p><i>Agency Response:</i> The Department agrees with the finding and recommendation. The Treasury State Agreement (TSA) was revised and submitted to the Office of State Controller (OSC) for approval on June 26, 2012. The funding technique for the Rehabilitation Services – Vocational Rehabilitation Grants to States program was changed to the pre-issuance basis. This allows for the amount of the request to be the amount the State expects to disburse. The amendment to the TSA was approved by the United States Department of the Treasury on November 26, 2012.</p>
12-SA-35 Eligibility: Significant Deficiency Questioned Cost Finding \$107	<p><u>Deficiencies in Documentation of Participant Eligibility</u></p> <p>The Department did not always adequately determine and document participant eligibility for the Rehabilitation Services - Vocational Rehabilitation Grants to States program. As a result, net overpayments of \$136 were made on behalf of participants, with questioned costs of \$107 representing the federal share of the overpayments. We believe that it is likely that questioned costs exceed \$10,000 in the population.</p> <p>The Department administers the Rehabilitation Services - Vocational Rehabilitation Grants to States program through two different divisions - the Division of Vocational Rehabilitation and the Division of Services for the Blind. We examined a sample of 100 participant files across both divisions and identified documentation deficiencies in 27 participant files. Documentation could not be located in the participant files to support:</p> <ul style="list-style-type: none"> • The timeliness of eligibility determinations and/or the agreed upon extension of time for making those determinations.

84.126 REHABILITATION SERVICES – VOCATIONAL REHABILITATION GRANTS TO STATES

(continued)

III. Federal Award Findings and Questioned Costs

U.S. Department of Education

N.C. Department of Health and Human Services

For the Fiscal Year Ended June 30, 2012

Type of Finding/ Questioned Costs	Findings and Recommendations
	<ul style="list-style-type: none"> • The completion of the application with all required signatures. • The participant's financial need assessment. • The participant's eligibility by establishing the impairment adequately. <p>In addition, we noted that neither Division had adequate controls developed to ensure that eligibility determinations are made within the federally required 60-day time limit. This results in an increased risk of noncompliance in meeting the required timeframes.</p> <p>Federal regulations and division policies require that documentation be maintained to support a participant's eligibility determination and complete the process within established timeframes.</p> <p>Similar aspects of this finding were reported in previous years.</p> <p><i>Federal Award Information:</i> The review for the Rehabilitation Services - Vocational Rehabilitation Grants to States program claims included federal grant awards #H126A100049, #H126A110049, #H126A120049, #H126A100050, #H126A110050, and #H126A120050 for the federal fiscal years ending September 30, 2010 to 2012.</p> <p><i>Recommendation:</i> The Department should strengthen internal controls to ensure that the eligibility determination process occurs within required timeframes, that all eligibility forms are completed with the proper signatures as required by policy, that financial needs forms are completed and documented before cost services are provided, and all applicable eligibility information is maintained to adequately support eligibility determinations made.</p> <p><i>Agency Response:</i> The Department agrees with the findings and recommendations. The case files identified during the audit will be investigated and appropriately resolved.</p> <p>The Department will continue to strengthen internal controls to ensure that applicable eligibility information is maintained to support eligibility determinations, including evidence of required signatures.</p> <p>Timeliness of eligibility determinations and/or the agreed upon extension of time for making those determinations will continue through yearly internal audits of 60 day eligibility. The policy section will present findings of these</p>

84.126 REHABILITATION SERVICES – VOCATIONAL REHABILITATION GRANTS TO STATES

(continued)

III. Federal Award Findings and Questioned Costs

U.S. Department of Education

N.C. Department of Health and Human Services

For the Fiscal Year Ended June 30, 2012

Type of Finding/ Questioned Costs	Findings and Recommendations
	<p>reviews to the State and Regional Directors to allow regional management the opportunity to take appropriate action with staff in areas of concern.</p> <p>Procedures for the completion of the application including all required signatures, which primarily involves missing parental signatures from the Vocational Rehabilitation (VR) applications of minor (under age 18) transition students applying for services, has been updated. In March 2013, a revised casework policy clarifying use of the "Parental Consent Letter" will be put into effect. Additionally, the replacement case management system will require client and counselor signature before the application will progress in the system.</p> <p>Financial need assessment will be addressed during the Department's annual one-day training session on Determination of Financial Need and Comparable Benefits in July and August of 2013. This training will be held for all casework service delivery staff.</p> <p>Additionally, the Department will develop and implement self-directed training modules to be posted online for staff to access, learn, and obtain refreshers on the essential components of determining a client's financial need.</p> <p>To establish the client's impairment adequately, the Department has made very significant efforts statewide to strengthen eligibility determinations since 2005 with revision of the policy in Chapter 3 of Volume I - 3-6-3: Eligibility for VR Services based upon a Physical Disability. The revised policy provides greater guidelines and criteria for determining when impairments are chronic and how to rule out acute-type impairments that should not be serviced. The Department's position is that these current issues in eligibility are isolated and confined within certain areas of the state. This issue will be addressed with the regional management.</p> <p>The replacement case management system will assist with the need for controls to ensure that eligibility determinations are made within the federally required 60-day time limit, required documentation is maintained to support a participant's eligibility determination and to complete the process within established timeframes; in accordance with policy.</p>

84.173 SPECIAL EDUCATION – PRESCHOOL GRANTS**III. Federal Award Findings and Questioned Costs**

U.S. Department of Education

N.C. Department of Public Instruction

For the Fiscal Year Ended June 30, 2012

	Type of Finding/ Questioned Costs	Findings and Recommendations
12-SA-36	Cash <u>Management:</u> Significant Deficiency	<u>Cash Management Monitoring Needs Improvement</u> The Department did not have adequate monitoring procedures to ensure subrecipients disbursed federal funds in a timely manner as required by federal and state cash management requirements. As a result, there is an increased risk that the Department and/or its subrecipients could accumulate federal funds and fail to disburse them in a timely manner. During the year, the Department disbursed approximately \$1.6 billion in federal funds to subrecipients for all grants. See finding 12-SA-23 for a description.
12-SA-37	Subrecipient <u>Monitoring:</u> Significant Deficiency	<u>Corrective Action Plans Not Obtained from Subrecipients</u> The Department did not ensure subrecipients took timely corrective action on issues noted during the fiscal on-site monitoring visits. As a result, there is an increased risk that subrecipients may continue to be out of compliance in the areas noted during the monitoring visits. See finding 12-SA-1 for a description.

84.268 FEDERAL DIRECT STUDENT LOANS**III. Federal Award Findings and Questioned Costs**

U.S. Department of Education

Central Piedmont Community College

For the Fiscal Year Ended June 30, 2012

	Type of Finding/ Questioned Costs	Findings and Recommendations
12-SA-38	Special Tests and Provisions: Significant Deficiency	<p><u>Untimely Notice to Lender of Changes in Enrollment Status</u></p> <p>The College did not provide student financial aid lenders timely notice of student withdrawals from the College. Federal regulations (34 CFR, section 682.610(c)) require the College to notify the lender within 30 days of discovery that a recipient of Federal Direct Loans has either ceased to be enrolled on at least a half-time basis, failed to enroll, has ceased to be enrolled on a full-time basis, or has changed his or her permanent address, unless the college expects to submit the next student status confirmation report within the next 60 days.</p> <p>The College failed to provide timely notice to the lender for 7 of the 40 student withdrawals we tested. Changes in 6 of the students' statuses were reported between 10 and 28 days late. One student's status change was not reported to the lender.</p> <p><i>Federal Award Information:</i> Award Year July 1, 2011 - June 30, 2012</p> <p><i>Recommendation:</i> The College should improve controls to provide for timely notification to lenders of changes in students' status.</p> <p><i>Agency Response:</i> Central Piedmont Community College completed the implementation of corrective actions September 30, 2012 to strengthen controls for timely notification to lenders of changes in student enrollment status, particularly graduation updates.</p> <p>To correct this finding:</p> <ul style="list-style-type: none"> • The staff increased the frequency of enrollment reports submitted to the National Student Clearinghouse, which ensures timely notification of changes in enrollment status to lenders; • An improved internal report was developed to capture degree data in a timely manner; and • The Central Piedmont Community College Internal Audit <i>Data Coordinator</i> added the scheduled dates for submission of National Student Clearinghouse enrollment reports to the <i>Reports to Outside Agencies</i> listing as an additional control. The <i>Reports to Outside Agencies</i> listing is an internal administrative tool used to monitor and confirm the timely submission of mission-critical reports to external agencies and constituents.

Corrective action was completed on: September 30, 2012

84.268 FEDERAL DIRECT STUDENT LOANS**III. Federal Award Findings and Questioned Costs**

U.S. Department of Education

University of North Carolina at Charlotte

For the Fiscal Year Ended June 30, 2012

	Type of Finding/ Questioned Costs	Findings and Recommendations
12-SA-39	<p><u>Special Tests and Provisions:</u></p> <p>Material Weakness</p> <p>Material Noncompliance</p>	<p><u>Untimely Reconciliation of Direct Loan Disbursements</u></p> <p>The University did not reconcile Direct Loan disbursements to accounting information in a timely manner. Federal Regulations (34 CFR, section 685.102(b)) require the University to reconcile disbursement records monthly.</p> <p>We tested seven months for which reconciliations should have been completed. In three cases, the reconciliations were not completed by the University.</p> <p><i>Federal Award Information:</i> Award Year July 1, 2011 - June 30, 2012</p> <p><i>Recommendation:</i> The University should design and implement effective controls to ensure that Direct Loan disbursements are reconciled to accounting information in a timely manner.</p> <p><i>Agency Response:</i> To ensure that Direct Loan disbursements are reconciled to accounting information in a timely manner, the University created a full-time Financial Aid Accountant position in the Office of Student Financial Aid. The Financial Aid Accountant is responsible for the reconciliation of all federal funds, including Direct Loans, as well as the reporting of disbursement information to the Common Origination & Disbursement (COD) System. The incumbent has received adequate training for this role and a back-up plan is in place as a contingency. All Direct Loan monthly reconciliations for the fiscal year ended June 30, 2012, were completed and reviewed as of September 7, 2012. Direct Loan monthly reconciliations for FY13 will be up-to-date by December 31, 2012 and will be completed timely going forward.</p> <p>Anticipated Completion Date: December 31, 2012</p>
12-SA-40	<p><u>Special Tests and Provisions:</u></p> <p>Material Weakness</p> <p>Material Noncompliance</p>	<p><u>Failure to Send Direct Loan Notifications</u></p> <p>The University failed to send required written notification to students, or parents, receiving Federal Direct Loan funds. Federal regulations (34 CFR, section 668.165) requires the University to notify students, or parents, who are loan recipients, in writing, and these notifications must include (1) the anticipated date and amount of the disbursement, (2) the student's right or parent's right to cancel all or a portion of that loan or loan disbursement and have the proceeds returned to the holder of the loan, and (3) the procedures and time by which the student or parent must notify the University that he or she wishes to cancel the loan. The University must provide the notification no</p>

84.268 FEDERAL DIRECT STUDENT LOANS (continued)**III. Federal Award Findings and Questioned Costs**

U.S. Department of Education

University of North Carolina at Charlotte

For the Fiscal Year Ended June 30, 2012

Type of Finding/ Questioned Costs	Findings and Recommendations
	<p>earlier than 30 days before, and no later than 30 days after, crediting the student's account at the University.</p> <p>We tested 36 disbursements of Direct Loan funds. In all 36 instances, notifications were not sent as required by federal regulations.</p> <p><i>Federal Award Information:</i> Award Year July 1, 2011 - June 30, 2012</p> <p><i>Recommendation:</i> The University should design and implement a control to ensure students, or parents, receive notification of Direct Loan disbursements as required.</p> <p><i>Agency Response:</i> During a quality control check by the Office of Student Financial Aid in February 2012, it was determined that the University failed to send required written notification to students, or parents, receiving Federal Direct Loan funds. As a result, the University designed and implemented a control to ensure that the notification of Direct Loan disbursements are sent in conjunction with the loan funds crediting the students' accounts. The notification process is automated through the Banner Financial Aid module and successfully sent notifications for loans disbursed in the 2012 Summer and 2012 Fall terms.</p> <p>Anticipated Completion Date: Corrective Action was completed on June 26, 2012</p>

84.268 FEDERAL DIRECT STUDENT LOANS**III. Federal Award Findings and Questioned Costs**

U.S. Department of Education

University of North Carolina at Pembroke

For the Fiscal Year Ended June 30, 2012

	Type of Finding/ Questioned Costs	Findings and Recommendations
12-SA-41	Special Tests and Provisions: Material Weakness Material Noncompliance	<p><u>Lack of Controls Over Notifications of Disbursements to or on Behalf of Students</u></p> <p>The University does not have controls in place to notify students about Direct Loan disbursements in accordance with compliance requirements. As a result, students or parents were not provided certain written notifications that could result in the student or parent making an uninformed decision related to the acceptance or rejection of these loans.</p> <p>The University is required by 34 CFR section 668.165 to notify the student, or parent in writing of (1) the date and amount of the disbursement, (2) the student's right, or parent's right to cancel all or a portion of that loan or loan disbursement and have the loan proceeds returned to the holder of that loan, and (3) the procedure and time by which the student or parent must notify the institution that he or she wishes to cancel the loan disbursement.</p> <p><i>Federal Award Information:</i> This finding affects CFDA 84.268 Federal Direct Student Loans (Direct Loan) Federal Award P268K121947 for the award period July 1, 2011 – June 30, 2012.</p> <p><i>Recommendation:</i> The University should implement procedures to ensure that written notifications are provided to students or parents for each Direct Loan disbursement. The University should also ensure that these notifications include all the required information to ensure compliance with the Disbursements To or On Behalf of Students requirements.</p> <p><i>Agency Response:</i> We agree with the auditor's comments, and the following actions have been taken to correct the deficiencies. The Office of Financial Aid has prepared letters in accordance with the Code of Federal Regulations and implemented procedures to ensure that students and parents are sent written notifications for each Direct and PLUS Loan disbursement. The procedures were implemented the Spring Semester 2013.</p>

84.268 FEDERAL DIRECT STUDENT LOANS**III. Federal Award Findings and Questioned Costs**

U.S. Department of Education

University of North Carolina at Wilmington

For the Fiscal Year Ended June 30, 2012

	Type of Finding/ Questioned Costs	Findings and Recommendations
12-SA-42	Special Tests and Provision: Significant Deficiency	<p><u>Improvements Needed in Direct Loan Notification Process</u></p> <p>The University did not notify students each time a Direct Loan disbursement was credited to their account in accordance with federal regulations. As a result, students or parents were not provided certain written notifications that could result in the student or parent making an uninformed decision related to the acceptance or rejection of these loans.</p> <p>Our test of 40 recipients revealed the following:</p> <ul style="list-style-type: none"> • The University did not notify nine recipients for 16 of the 42 payments credited to their accounts. • The University did not notify one recipient for two of the five payments credited to the student's account within the timeframe specified in the federal regulations. The notification occurred two days late for this recipient. <p>The University is required by federal regulation 34 CFR section 668.165 to notify the student, or parent in writing of (1) the date and amount of the disbursement, (2) the student's right, or parent's right to cancel all or a portion of that loan or loan disbursement and have the loan proceeds returned to the holder of that loan, and (3) the procedure and time by which the student or parent must notify the institution that he or she wishes to cancel the loan disbursement. The University must provide the notification no earlier than 30 days before, and no later than 30 days after, crediting the student's account.</p> <p><i>Federal Award Information:</i> Award #P268K120329. Award Year July 1, 2011 - June 30, 2012.</p> <p><i>Recommendation:</i> The University should ensure that appropriate notification is made to all federal direct loan recipients in a timely manner.</p> <p><i>Agency Response:</i> As a result of this finding, the Office of Scholarships & Financial Aid conducted a thorough review of the programming used in Banner to identify and notify student and parent loan borrowers of their disbursement status in accordance with the federal regulation 34CFR section 668.165. During this review, a programmatic issue, within Banner, as well as, the policy and practice between the Office of Scholarships & Financial Aid and Student Accounts, was identified and corrected. It appears that the notification process had been transferred from Student Accounts to the Office of Scholarships & Financial Aid and the appropriate changes to the selection criteria within had not been made. The original selection criteria used the</p>

84.268 FEDERAL DIRECT STUDENT LOANS (continued)**III. Federal Award Findings and Questioned Costs**

U.S. Department of Education

University of North Carolina at Wilmington

For the Fiscal Year Ended June 30, 2012

Type of Finding/ Questioned Costs	Findings and Recommendations
	<p>“date a loan disbursed” rather than the “net notification” when changes or adjustments were made to the loan and resulted in any subsequent disbursements. As a result of this discovery, the revised selection criteria was adjusted to include the “net notification” to ensure any loan change and/or adjustment that results in a disbursement will result in an automatic notification to the student loan borrower or parent borrower.</p> <p>In addition to the lack of proper notification to student loan borrowers and parent borrowers regarding their loan disbursements, the auditors also identified an individual who was notified of their loan disbursement outside of the specified timeframe allowable for notification (30 days). Prior practice in the Office of Scholarships & Financial Aid had been to send notification at the end of each month; however, no adjustment to that policy was made for those months that contained 31 days, or when the last day of the month fell on a holiday or weekend. The lack of adjustments for this particular instance resulted in at least this student not being notified within the proper timeframe of 30 days. To ensure compliance with the 30 day notification requirement for all students, the Office of Scholarships & Financial Aid policy and procedures were updated and the implementation schedule to process and send loan disbursement notifications twice per month (1st and 15th) started in September, 2012. This new policy and practice ensures that no loan disbursement notification occurs outside the allowable 30 day timeframe. In addition, this current process has been updated on the calendar of the Assistant Director responsible for processing, and the Office of Scholarships & Financial Aid Operational Calendar.</p>

84.268 FEDERAL DIRECT STUDENT LOANS**III. Federal Award Findings and Questioned Costs**

U.S. Department of Education

Wake Technical Community College

For the Fiscal Year Ended June 30, 2012

	Type of Finding/ Questioned Costs	Findings and Recommendations
12-SA-43	<p><u>Special Tests and Provisions:</u></p> <p>Material Weakness</p> <p>Material Noncompliance</p>	<p><u>Inadequate Reconciliation of Direct Loans to Supporting College Records</u></p> <p>The College did not provide evidence to support that loan disbursement data submitted to the Common Origination and Disbursement system was reconciled to the financial aid records. In addition, reconciliation procedures between financial aid records and accounting records were not performed for four months during the audit period. Federal regulations (34 CFR, section 685.102(b)) require the College to reconcile disbursement records monthly.</p> <p><i>Federal Award Information:</i> CFDA No. 84.268 Federal Direct Loan; July 1, 2011 - June 30, 2012.</p> <p><i>Recommendation:</i> The College should design and implement effective internal controls to ensure that required monthly reconciliations between direct loan borrower data transmissions and College records are completed timely and documented in accordance with federal compliance requirements.</p> <p><i>Agency Response:</i> The Financial Aid Office in conjunction with the Accounting Office has developed a standard reconciliation procedure to ensure that monthly reconciliations are completed as mandated by Federal regulations. In the Accounting Office an Accounting Technician initiates the reconciliation process at the end of the month by reconciling the general ledger to the financial aid award report and the monthly cash drawdowns. An excel spreadsheet containing this information is forwarded to the Financial Aid Office. The Associate Financial Aid Director reconciles financial aid award report to the Common Origination and Disbursement System and the monthly cash drawdowns. This information is then verified by the Dean Financial Aid and returned to the Accounting Office via an excel spreadsheet. The reconciliation spreadsheet is then reviewed by the Chief Accounting Officer for accuracy and maintained in a binder.</p> <p>Anticipated Completion Date: October 18, 2012</p>
12-SA-44	<p><u>Special Tests and Provisions:</u></p> <p>Material Weakness</p> <p>Material Noncompliance</p>	<p><u>Student Enrollment Data Not Accurately Reported</u></p> <p>The College did not transmit accurate student enrollment data to lenders. Federal regulations (34 CFR, section 682.309(b)) require the College to notify the lender within 30 days of discovery that a recipient of Federal Direct Loan funds has either ceased to be enrolled on at least a half-time basis, failed to enroll, or has changed his or her permanent address, unless the College expects to submit the next student confirmation report within the next 60 days.</p>

84.268 FEDERAL DIRECT STUDENT LOANS (continued)**III. Federal Award Findings and Questioned Costs**

U.S. Department of Education

Wake Technical Community College

For the Fiscal Year Ended June 30, 2012

Type of Finding/ Questioned Costs	Findings and Recommendations
	<p>We tested a sample of 40 students who received Direct Loan funds and whose enrollment status dropped below half-time. Although the College attempted to report the enrollment data timely to the lenders, it failed to correctly report the data based on misinterpreted instructions. This misinterpretation resulted in 35 students with inaccurately reported enrollment statuses which could result in delayed student loan repayments.</p> <p><i>Federal Award Information:</i> CFDA No. 84.268 Federal Direct Loan; July 1, 2011 - June 30, 2012.</p> <p><i>Recommendation:</i> The College should ensure that accurate enrollment data is submitted to lenders.</p> <p><i>Agency Response:</i> Transmission of data did occur timely. However, a misinterpretation of instructions resulted in inaccurate reporting through the use of an incorrect census date. The failure to accurately transmit student enrollment data was due to human error, specifically a misinterpretation of instructions. Changes in the workflow for submission of accurate student enrollment data via Wake Technical Community College Student Information System have been instituted.</p> <p><i>Anticipated Completion Date:</i> October 2, 2012</p>

84.287 TWENTY-FIRST CENTURY COMMUNITY LEARNING CENTERS**III. Federal Award Findings and Questioned Costs**

U.S. Department of Education

N.C. Department of Public Instruction

For the Fiscal Year Ended June 30, 2012

	Type of Finding/ Questioned Costs	Findings and Recommendations
12-SA-45	Cash Management: Significant Deficiency	<p><u>Cash Management Monitoring Needs Improvement</u></p> <p>The Department did not have adequate monitoring procedures to ensure subrecipients disbursed federal funds in a timely manner as required by federal and state cash management requirements. As a result, there is an increased risk that the Department and/or its subrecipients could accumulate federal funds and fail to disburse them in a timely manner. During the year, the Department disbursed approximately \$1.6 billion in federal funds to subrecipients for all grants. See finding 12-SA-23 for a description.</p>
12-SA-46	Subrecipient Monitoring: Material Weakness Material Noncompliance	<p><u>Deficiencies in Twenty-First Century Subrecipient Monitoring Process</u></p> <p>The Department's monitoring procedures were not adequately documented to demonstrate that it performed sufficient monitoring of the Twenty-First Century Community Learning Centers funds. This condition limited the Department's ability to ensure funds granted to subrecipients were expended in accordance with grant requirements. During the year, subrecipients received approximately \$35.6 million of Twenty-First Century Community Learning Centers funds.</p> <p>Our review of 30 subrecipients' on-site monitoring files revealed the following deficiencies:</p> <ul style="list-style-type: none"> • The monitoring instrument contained compliance indicators, but there was no documentation demonstrating how the Department's staff determined that the indicators were met. The Department's monitoring procedures do not require the consultants to complete the supporting documentation unless an exception is identified. • The special test requirement relating to the participation of private school children was not included in the monitoring instrument. As a result, there was no indication that the Department monitored its subrecipients for compliance with this requirement. • There was no evidence of review or approval of the monitoring reports to ensure the reports clearly reflected the monitoring results. <p>OMB Circular A-133 requires pass-through entities to monitor the activities of subrecipients as necessary to ensure that federal awards are used for authorized purposes in compliance with laws, regulations, and the provisions of contracts or grant agreements and to ensure that performance goals are achieved.</p>

84.287 TWENTY-FIRST CENTURY COMMUNITY LEARNING CENTERS (continued)**III. Federal Award Findings and Questioned Costs**

U.S. Department of Education

N.C. Department of Public Instruction

For the Fiscal Year Ended June 30, 2012

Type of Finding/ Questioned Costs	Findings and Recommendations
	<p>Significant aspects of this finding were reported in the prior year.</p> <p><i>Federal Award Information:</i> This finding impacts federal funding period July 1 2011 - September 30, 2012 (S287C110033).</p> <p><i>Recommendation:</i> The Department should develop and implement effective monitoring procedures to ensure it adequately monitors subrecipients for all applicable compliance requirements. In addition, the Department should complete and retain adequate supporting documentation for the monitoring procedures performed.</p> <p><i>Agency Response:</i> The Department concurs with the Auditor's finding and recommendation. The Department's School Business Division's Monitoring and Compliance Section will work with federal program staff to update the monitoring tool to include the special test requirement relating to the participation of private school children. In addition, the Monitoring and Compliance Section will provide the federal program staff with assistance updating monitoring procedures to ensure appropriate documentation of all monitoring procedures performed, including those where indicators were met. Procedures will also be updated as necessary to ensure appropriate review and approval of monitoring reports in a timely manner. The Department plans to implement a process in which the Monitoring and Compliance Section will meet with federal program staff on a quarterly basis to verify all planned corrective action has been implemented and is being adhered to on a consistent basis.</p>
12-SA-47 Subrecipient <u>Monitoring:</u> Significant Deficiency	<p><u>Inadequate Controls Over DUNS Number Requirement</u></p> <p>As reported in the prior year, the Department did not have effective controls to ensure the Dun and Bradstreet Data Universal Numbering System (DUNS) numbers were obtained from subrecipients of the Twenty-First Century Community Learning Centers grant. The DUNS number is used by the Federal government generally to identify and track entities receiving Federal funds. The Department's lack of controls resulted in the Department disbursing funds to subrecipients that did not have a DUNS number.</p> <p>The Department's current procedures require staff within the fiscal section to maintain a tracking spreadsheet to ensure DUNS numbers are obtained from its non-ARRA subrecipients. The division that administered the Twenty-First Century funds did not inform the fiscal section that funds were awarded to 37 subrecipients. The DUNS numbers were obtained from 34 of the 37 subrecipients while collecting other information. As a result, the Department</p>

84.287 TWENTY-FIRST CENTURY COMMUNITY LEARNING CENTERS (continued)**III. Federal Award Findings and Questioned Costs**

U.S. Department of Education

N.C. Department of Public Instruction

For the Fiscal Year Ended June 30, 2012

Type of Finding/ Questioned Costs	Findings and Recommendations
	<p>failed to obtain a DUNS number from three subrecipients that collectively received \$97,140 in Twenty-First Century funds. Two of the three were reported in the prior year audit finding.</p> <p>Title 2 CFR section 25.200 requires all subrecipients receiving non-ARRA first-tier subawards made on or after October 1, 2010 to provide a valid DUNS number to the awarding agency.</p> <p><i>Federal Award Information:</i> This finding impacts federal funding period July 1, 2011 - September 30, 2012 (S287C110033).</p> <p><i>Recommendation:</i> The Department should improve communication among its divisions to ensure all records are complete and a DUNS number is obtained from every non-ARRA subrecipient receiving funds.</p> <p><i>Agency Response:</i> The Department concurs with the Auditor's finding and recommendation. The Department's School Business Division's Monitoring and Compliance Section will reiterate to program staff the requirement to obtain a DUNS number from every non-ARRA subrecipient receiving funds prior to funds being disbursed to them. Current procedures and tracking tools will be modified to ensure the Monitoring and Compliance Section staff responsible for maintaining the DUNS number tracking spreadsheet receives positive confirmation from all divisions that they have provided fiscal staff with all appropriate DUNS numbers.</p>

84.367 IMPROVING TEACHER QUALITY STATE GRANTS**III. Federal Award Findings and Questioned Costs**

U.S. Department of Education

N.C. Department of Public Instruction

For the Fiscal Year Ended June 30, 2012

	Type of Finding/ Questioned Costs	Findings and Recommendations
12-SA-48	Cash <u>Management:</u> Significant Deficiency	<u>Cash Management Monitoring Needs Improvement</u> The Department did not have adequate monitoring procedures to ensure subrecipients disbursed federal funds in a timely manner as required by federal and state cash management requirements. As a result, there is an increased risk that the Department and/or its subrecipients could accumulate federal funds and fail to disburse them in a timely manner. During the year, the Department disbursed approximately \$1.6 billion in federal funds to subrecipients for all grants. See finding 12-SA-23 for a description.
12-SA-49	Subrecipient <u>Monitoring:</u> Significant Deficiency	<u>Corrective Action Plans Not Obtained from Subrecipients</u> The Department did not ensure subrecipients took timely corrective action on issues noted during the fiscal on-site monitoring visits. As a result, there is an increased risk that subrecipients may continue to be out of compliance in the areas noted during the monitoring visits. See finding 12-SA-1 for a description.

84.389 ARRA - TITLE I GRANTS TO LOCAL EDUCATIONAL AGENCIES, RECOVERY ACT**III. Federal Award Findings and Questioned Costs**

U.S. Department of Education

N.C. Department of Public Instruction

For the Fiscal Year Ended June 30, 2012

	Type of Finding/ Questioned Costs	Findings and Recommendations
12-SA-50	Cash <u>Management:</u> Significant Deficiency	<u>Cash Management Monitoring Needs Improvement</u> The Department did not have adequate monitoring procedures to ensure subrecipients disbursed federal funds in a timely manner as required by federal and state cash management requirements. As a result, there is an increased risk that the Department and/or its subrecipients could accumulate federal funds and fail to disburse them in a timely manner. During the year, the Department disbursed approximately \$1.6 billion in federal funds to subrecipients for all grants. See finding 12-SA-23 for a description.
12-SA-51	Subrecipient <u>Monitoring:</u> Significant Deficiency	<u>Deficiencies in Title I Program Monitoring</u> The Department did not have effective controls in place to ensure a monitoring report was provided to each subrecipient monitored and to ensure that corrective action was taken on all monitoring findings. As a result, there is an increased risk that noncompliance with federal requirements could continue if the subrecipient is not aware of the monitoring results and does not correct existing errors. Subrecipients received approximately \$400 million of Title I funds during the year. See finding 12-SA-24 for a description.
12-SA-52	Subrecipient <u>Monitoring:</u> Significant Deficiency	<u>Corrective Action Plans Not Obtained from Subrecipients</u> The Department did not ensure subrecipients took timely corrective action on issues noted during the fiscal on-site monitoring visits. As a result, there is an increased risk that subrecipients may continue to be out of compliance in the areas noted during the monitoring visits. See finding 12-SA-1 for a description.

84.391 ARRA - SPECIAL EDUCATION GRANTS TO STATES, RECOVERY ACT**III. Federal Award Findings and Questioned Costs**

U.S. Department of Education

N.C. Department of Public Instruction

For the Fiscal Year Ended June 30, 2012

	Type of Finding/ Questioned Costs	Findings and Recommendations
12-SA-53	Cash <u>Management:</u> Significant Deficiency	<u>Cash Management Monitoring Needs Improvement</u> The Department did not have adequate monitoring procedures to ensure subrecipients disbursed federal funds in a timely manner as required by federal and state cash management requirements. As a result, there is an increased risk that the Department and/or its subrecipients could accumulate federal funds and fail to disburse them in a timely manner. During the year, the Department disbursed approximately \$1.6 billion in federal funds to subrecipients for all grants. See finding 12-SA-23 for a description.
12-SA-54	Subrecipient <u>Monitoring:</u> Significant Deficiency	<u>Corrective Action Plans Not Obtained from Subrecipients</u> The Department did not ensure subrecipients took timely corrective action on issues noted during the fiscal on-site monitoring visits. As a result, there is an increased risk that subrecipients may continue to be out of compliance in the areas noted during the monitoring visits. See finding 12-SA-1 for a description.

84.392 ARRA - SPECIAL EDUCATION - PRESCHOOL GRANTS, RECOVERY ACT**III. Federal Award Findings and Questioned Costs**

U.S. Department of Education

N.C. Department of Public Instruction

For the Fiscal Year Ended June 30, 2012

	Type of Finding/ Questioned Costs	Findings and Recommendations
12-SA-55	Cash <u>Management:</u> Significant Deficiency	<u>Cash Management Monitoring Needs Improvement</u> The Department did not have adequate monitoring procedures to ensure subrecipients disbursed federal funds in a timely manner as required by federal and state cash management requirements. As a result, there is an increased risk that the Department and/or its subrecipients could accumulate federal funds and fail to disburse them in a timely manner. During the year, the Department disbursed approximately \$1.6 billion in federal funds to subrecipients for all grants. See finding 12-SA-23 for a description.
12-SA-56	Subrecipient <u>Monitoring:</u> Significant Deficiency	<u>Corrective Action Plans Not Obtained from Subrecipients</u> The Department did not ensure subrecipients took timely corrective action on issues noted during the fiscal on-site monitoring visits. As a result, there is an increased risk that subrecipients may continue to be out of compliance in the areas noted during the monitoring visits. See finding 12-SA-1 for a description.

84.395 ARRA - STATE FISCAL STABILIZATION FUND (SFSF) – RACE-TO-THE-TOP INCENTIVE GRANTS, RECOVERY ACT**III. Federal Award Findings and Questioned Costs**

U.S. Department of Education

N.C. Department of Public Instruction

For the Fiscal Year Ended June 30, 2012

	Type of Finding/ Questioned Costs	Findings and Recommendations
12-SA-57	Cash <u>Management:</u> Significant Deficiency	<u>Cash Management Monitoring Needs Improvement</u> The Department did not have adequate monitoring procedures to ensure subrecipients disbursed federal funds in a timely manner as required by federal and state cash management requirements. As a result, there is an increased risk that the Department and/or its subrecipients could accumulate federal funds and fail to disburse them in a timely manner. During the year, the Department disbursed approximately \$1.6 billion in federal funds to subrecipients for all grants. See finding 12-SA-23 for a description.

84.410 EDUCATION JOBS FUND**III. Federal Award Findings and Questioned Costs**

U.S. Department of Education

N.C. Department of Public Instruction

For the Fiscal Year Ended June 30, 2012

	Type of Finding/ Questioned Costs	Findings and Recommendations
12-SA-58	Cash <u>Management:</u> Significant Deficiency	<u>Cash Management Monitoring Needs Improvement</u> The Department did not have adequate monitoring procedures to ensure subrecipients disbursed federal funds in a timely manner as required by federal and state cash management requirements. As a result, there is an increased risk that the Department and/or its subrecipients could accumulate federal funds and fail to disburse them in a timely manner. During the year, the Department disbursed approximately \$1.6 billion in federal funds to subrecipients for all grants. See finding 12-SA-23 for a description.
12-SA-59	Subrecipient <u>Monitoring:</u> Significant Deficiency	<u>Corrective Action Plans Not Obtained from Subrecipients</u> The Department did not ensure subrecipients took timely corrective action on issues noted during the fiscal on-site monitoring visits. As a result, there is an increased risk that subrecipients may continue to be out of compliance in the areas noted during the monitoring visits. See finding 12-SA-1 for a description.

93.558 TEMPORARY ASSISTANCE FOR NEEDY FAMILIES**III. Federal Award Findings and Questioned Costs**

U.S. Department of Health and Human Services

N.C. Department of Health and Human Services

For the Fiscal Year Ended June 30, 2012

	Type of Finding/ Questioned Costs	Findings and Recommendations
12-SA-60	<u>Eligibility:</u> Questioned Cost Finding \$3,240	<p data-bbox="537 562 1216 590"><u>Deficiencies in County Eligibility Determination Processes</u></p> <p data-bbox="537 625 1468 835">County departments of social services offices process applications related to the Temporary Assistance for Needy Families (TANF) program. Certified Public Accountants performing the county audits tested 1,505 case files for the TANF program and found a deficiency in one case. The deficiency concerned one client file that did not contain a signed mutual responsibility agreement. The auditors identified questioned costs of \$3,240; however, we believe that it is likely that questioned costs exceed \$10,000 in the population.</p> <p data-bbox="537 871 1268 898">Similar aspects of this finding were reported in previous years.</p> <p data-bbox="537 934 1468 1052"><i>Federal Award Information:</i> This finding affects Temporary Assistance for Needy Families federal grant awards #1102NCTANF, #G1102NCTANF, and #1202NCTANF, for the federal fiscal years ended September 30, 2011 and 2012.</p> <p data-bbox="537 1087 1468 1178"><i>Recommendation:</i> The auditors recommended policies be put in place or reinforced to ensure that case files are maintained appropriately and all necessary documentation is included.</p> <p data-bbox="537 1213 1468 1814"><i>Agency Response:</i> The Department agrees with the finding and recommendation. The county Department of Social Services notified the Work First Program Consultant (WFPC) assigned to the county of the deficiency when cited with the finding from the County Single Audit Ended June 30, 2012. As a result, a Program Improvement Plan was prepared as required and submitted to the Department on October 30, 2012. In addition, the WFPC assigned to the county conducted an onsite visit on November 27, 2012 to validate implementation of the Program Improvement Plan and its success. During this visit, the WFPC tested a random sample of five (5) files representing current reviews to ensure that the files were maintained appropriately and contained all necessary documentation. No errors were identified. The WFPC also validated that the county's electronic forms program was enhanced to include a new feature that alerts case managers when specific forms must be generated for the case such as the Mutual Responsibility Agreement. The county entered a County Responsible Overpayment (CROP) in the amount of \$3,564.00 into the Enterprise Program Integrity Control System (EPICS) which allowed the Division to properly recoup the funds. Based on the results of the onsite visit conducted in November, it was determined that the Program Improvement Plan was successful and the plan was closed.</p>

93.558 TEMPORARY ASSISTANCE FOR NEEDY FAMILIES (continued)**III. Federal Award Findings and Questioned Costs**

U.S. Department of Health and Human Services

N.C. Department of Health and Human Services

For the Fiscal Year Ended June 30, 2012

	Type of Finding/ Questioned Costs	Findings and Recommendations
12-SA-61	Subrecipient Monitoring:	<u>Failure to Properly Report Amounts on the Schedule of Expenditures of Federal Awards (SEFA)</u>
	Material Weakness	The Department did not accurately report on its Schedule of Expenditures of Federal Awards (SEFA) the program expenditures and the amounts provided to subrecipients. Without our audit adjustments, the SEFA could have been misleading to users of the schedule.
	Material Noncompliance	
		OMB Circular A-133 requires that the schedule shall provide total federal awards expended for each individual federal program. Also, the circular requires a pass-through entity to identify in its SEFA the total amount of funding provided to subrecipients from each federal award. We noted the following variances in the amounts reported:
		<ul style="list-style-type: none"> For the Block Grants for Prevention and Treatment of Substance Abuse program, the Department reported the grant's expended amount as \$25.8 million. The audited amount totaled \$40.6 million, an understatement of \$14.8 million. In addition, the Department reported the subrecipient amount as \$25.3 million. The audited amount totaled \$38.8 million, an understatement of \$13.5 million. The understatements were caused by a prior period adjusting journal entry that erroneously impacted the current year expenditures. For the Temporary Assistance for Needy Families (TANF) grant, the Department reported the subrecipient amount as \$169.3 million. The audited amount totaled \$184.1 million, an understatement of \$14.8 million. For the Foster Care - Title IV-E grant, the Department reported the subrecipient amount as \$70.5 million. The audited amount totaled \$75 million, an understatement of \$4.5 million. For the Adoption Assistance grant, the Department reported the subrecipient amount as \$400,000. The audited amount totaled \$2.7 million, an understatement of \$2.3 million.
		A contributing factor to the SEFA errors in the subrecipient amounts was inconsistency in the Department's interpretation of the appropriate coding for subrecipient transactions.

93.558 TEMPORARY ASSISTANCE FOR NEEDY FAMILIES (continued)**III. Federal Award Findings and Questioned Costs**

U.S. Department of Health and Human Services

N.C. Department of Health and Human Services

For the Fiscal Year Ended June 30, 2012

Type of Finding/ Questioned Costs	Findings and Recommendations
---	------------------------------

Federal Award Information: This finding affects the following:

- Block Grants for Prevention and Treatment of Substance Abuse federal grant awards 2B08TIO10032-11 and 2B08TIO10032-12 for the federal fiscal years ended September 30, 2011 and 2012, respectively.
- Temporary Assistance for Needy Families (TANF) federal grant awards #1102NCTANF, #G1102NCTANF, and #1202NCTANF, for the federal fiscal years ended September 30, 2011 and 2012.
- Foster Care Title IV-E federal grant award #1201NC1401, for the federal fiscal year ended September 30, 2012.
- Adoption Assistance federal grant award #1201NC1407, for the federal fiscal year ended September 30, 2012.

Recommendation: The Department should strengthen internal control over the preparation of the SEFA, and the supporting coding, to provide reasonable assurance that amounts provided to pass-through entities are accurate and presented in accordance with federal guidelines. Journal entries should be reviewed to ensure that their impact is reported in the proper period.

Agency Response: The Department agrees with the finding and recommendations. Expenditures to both subrecipients and direct recipients are recorded in the North Carolina Accounting System (NCAS) using 5361XX accounts. Currently, the NCAS account structure does not readily differentiate between subrecipient expenditures and direct recipient expenditures. The Controller's Office will confer with the Office of the State Controller to gain an understanding of the types of reports available to better identify subrecipient expenditures. The data available from these reports will be used to identify subrecipient expenditures for the State Fiscal Year (SFY) 2013 Schedule of Expenditures of Federal Awards (SEFA).

Each year during the SEFA preparation, the SFY expenditures and revenues are reconciled to NCAS. However, a reclass of prior year federal expenditures to state expenditures for the Substance Abuse Prevention and Treatment Block Grant significantly decreased the amount of expenditures reported on the SEFA. All journal entries including prior year expenditure adjustments will be reviewed to ensure their impact is reported properly on the SEFA.

93.658 FOSTER CARE – TITLE IV-E**III. Federal Award Findings and Questioned Costs**

U.S. Department of Health and Human Services

N.C. Department of Health and Human Services

For the Fiscal Year Ended June 30, 2012

	Type of Finding/ Questioned Costs	Findings and Recommendations
12-SA-62	Subrecipient Monitoring:	<u>Failure to Properly Report Amounts on the Schedule of Expenditures of Federal Awards (SEFA)</u>
	Material Weakness	The Department did not accurately report on its Schedule of Expenditures of Federal Awards (SEFA) the program expenditures and the amounts provided to subrecipients. Without our audit adjustments, the SEFA could have been misleading to users of the schedule. See finding 12-SA-61 for a description.
	Material Noncompliance	
12-SA-63	Subrecipient Monitoring:	<u>Subrecipient Monitoring Process Needs Improvement</u>
	Significant Deficiency	<p>The Department did not monitor county subrecipients in the Foster Care Title IV-E program in accordance with its monitoring plan. As a result, there is an increased risk that funding could be spent on unallowable expenditures.</p> <p>The Department's monitoring plan states that IV-E Foster Care subrecipients will be monitored at least once every three years, and the Department maintains a log to track the counties monitored each year. Our review of the logs for the last three years revealed that the Department failed to monitor nine counties during the period. Those counties received federal Foster Care funds totaling \$1,077,636, \$738,554, and \$710,010, respectively, over the three years.</p> <p>Federal regulations require the Department to monitor the activities of subrecipients as necessary to ensure that federal awards are used for authorized purposes in compliance with laws and regulations and that performance goals are achieved.</p> <p><i>Federal Award Information:</i> This finding affects Foster Care Title IV-E federal grant award #1201NC1401 for the federal fiscal year ended September 30, 2012.</p> <p><i>Recommendation:</i> The Department should strengthen internal control over its subrecipient monitoring for the Foster Care Title IV-E program to ensure that subrecipients are monitored in accordance with the Department's monitoring plan.</p> <p><i>Agency Response:</i> The Department agrees with the finding and recommendation. The Child Welfare monitoring team utilizes PQA reports to establish the schedule to monitor and track county departments of social services' use of Title IV-E funding. The reports provide a listing of children in foster care, the current placement of the child, and the funding source but are limited in scope and do not reflect actual Title IV-E Foster Care expenditures.</p>

93.658 FOSTER CARE – TITLE IV-E (continued)

III. Federal Award Findings and Questioned Costs

U.S. Department of Health and Human Services
N.C. Department of Health and Human Services
For the Fiscal Year Ended June 30, 2012

Type of Finding/ Questioned Costs	Findings and Recommendations
	<p>To determine the county's actual usage of Title IV-E Foster Care, the Child Welfare monitoring team began in February 2013 to use a report provided by the Division of Social Services' budget team; which identifies actual county expenditures of Title IV-E funding. The Department's use of this report will ensure that the subrecipients are monitored in accordance with the Department's monitoring plan.</p> <p>The nine counties identified in the audit as not having been monitored have now been scheduled for monitoring visits and Title IV-E expenditures are being tracked.</p>

93.659 ADOPTION ASSISTANCE**III. Federal Award Findings and Questioned Costs**

U.S. Department of Health and Human Services

N.C. Department of Health and Human Services

For the Fiscal Year Ended June 30, 2012

	Type of Finding/ Questioned Costs	Findings and Recommendations
12-SA-64	<u>Eligibility:</u> Questioned Cost Finding \$5,700	<p><u>Deficiencies in County Eligibility Determination Processes</u></p> <p>County departments of social services offices process applications related to the Adoption Assistance Title IV-E program. Certified Public Accountants performing the county audits tested 415 case files and found a deficiency in one case. The deficiency noted concerned one client file that indicated the client was ineligible for the Adoption Assistance Title IV-E category that funded the client's benefits. The auditors identified questioned costs of \$5,700; however, we believe that it is likely that questioned costs exceed \$10,000 in the population.</p> <p><i>Federal Award Information:</i> This finding affects Adoption Assistance Title IV-E federal grant awards #1101NC1407 and #1201NC1407 for the federal fiscal years ended September 30, 2011 and 2012, respectively.</p> <p><i>Recommendation:</i> The auditors recommended the continued training of employees on performing proper eligibility determinations, and as part of the eligibility process, to verify that data entered into the eligibility system matches eligibility determinations made.</p> <p><i>Agency Response:</i> The Department agrees with the finding and recommendations and will continue to provide Title IV-E training to county departments of social services during State Fiscal Year 2012-2013. The training curriculum has been modified to specifically target the Adoption Assistance and Foster Care Title IV-E eligibility determination process. In addition, the finding from the audit will be used during training to illustrate specific aspects of the eligibility determination process.</p>
12-SA-65	<u>Subrecipient Monitoring:</u> Material Weakness Material Noncompliance	<p><u>Failure to Properly Report Amounts on the Schedule of Expenditures of Federal Awards (SEFA)</u></p> <p>The Department did not accurately report on its Schedule of Expenditures of Federal Awards (SEFA) the program expenditures and the amounts provided to subrecipients. Without our audit adjustments, the SEFA could have been misleading to users of the schedule. See finding 12-SA-61 for a description.</p>

93.767 CHILDREN'S HEALTH INSURANCE PROGRAM**III. Federal Award Findings and Questioned Costs**

U.S. Department of Health and Human Services

N.C. Department of Health and Human Services

For the Fiscal Year Ended June 30, 2012

	Type of Finding/ Questioned Costs	Findings and Recommendations
12-SA-66	<p>Allowable Costs/Cost Principles:</p> <p>Significant Deficiency</p> <p>Questioned Cost Finding</p> <p>\$249</p>	<p><u>Errors in Provider Billing and Payment Process</u></p> <p>The Department made payments on behalf of Children's Health Insurance Program participants that did not comply with activities allowed or allowable cost requirements for the program. The Department erroneously made net overpayments of \$329 to medical providers, resulting in questioned costs of \$249, which represents the federal share of the overpayments. We believe that it is likely that questioned costs exceed \$10,000 in the population.</p> <p>We examined a sample of 125 medical claims and identified nine claims that were paid in error or were not sufficiently documented. Examples of the deficiencies noted include calculated payments not in accordance with established policies, payment for services for an ineligible participant, insufficient or missing documentation in support of the services rendered, and the failure to consider third party insurance prior to payment.</p> <p>The Department also failed to reconcile paid claims data from Blue Cross Blue Shield, the Department's claims processor, to payments made to Blue Cross Blue Shield to cover the benefits. Due to the difficulties encountered while attempting the reconciliation, the Department determined that it was not cost effective to resolve the issue since the processing contract was transitioning to Hewlett-Packard Enterprise Services. The lack of a reconciliation process increases the risk of the Department over or under paying for services. Upon the transition to Hewlett-Packard Enterprise Services, a monthly reconciliation was completed for those paid claims.</p> <p>Federal regulation requires allowable costs to be adequately documented and program costs to be necessary and reasonable for proper and efficient administration of the grant program.</p> <p>Similar aspects of this finding were reported in previous years.</p> <p><i>Federal Award Information:</i> This finding affects Children's Health Insurance Program federal grant awards #05-1105NC5021 and #05-1205NC5021 for the federal fiscal years ended September 30, 2011 and 2012, respectively.</p> <p><i>Recommendation:</i> The Department should continue to enhance its control procedures to improve the accuracy of the claims payment process. Emphasis should be placed on educating providers as to proper coding and documentation standards necessary to support the medical services being provided. Identified overpaid claims should be followed up for timely and appropriate collection. The Department should continue the reconciliation</p>

93.767 CHILDREN'S HEALTH INSURANCE PROGRAM (continued)**III. Federal Award Findings and Questioned Costs**

U.S. Department of Health and Human Services

N.C. Department of Health and Human Services

For the Fiscal Year Ended June 30, 2012

	Type of Finding/ Questioned Costs	Findings and Recommendations
		<p>process started with the new claims processing contractor, Hewlett-Packard Enterprise Services.</p> <p><i>Agency Response:</i> The Department agrees with the findings and recommendations. The Department will continue to enhance procedures to improve the accuracy of the claims payment process. Emphasis will continue to be placed on educating providers as to adequate documentation to support the medical necessity and services billed to the Children's Health Insurance Program. Identified overpaid claims will be followed up for timely and appropriate collection. In addition, the Department will ensure the new claims processing contractor will continue to perform scheduled reconciliations of the paid claims data.</p>
12-SA-67	<p>Cash Management:</p> <p>Significant Deficiency</p>	<p><u>Deficiencies in Cash Management Procedures</u></p> <p>The Department did not consistently ensure drawdowns for the Children's Health Insurance Program were reviewed, approved, and accurately calculated. As a result, there is an increased risk of drawing down excessive federal funds and noncompliance with the Treasury-State agreement. The Treasury-State agreement requires that the amount of the request be the amount the State expects to disburse.</p> <p>A test of 67 drawdown requests for the Children's Health Insurance Program resulted in the following:</p> <ul style="list-style-type: none"> • One request was not reviewed and approved prior to the requesting of federal funds. • Two requests were incorrectly calculated based on supporting expenditure documentation. One request resulted in a \$46,084 overdraw and the other request resulted in a \$50,000 underdraw of federal funds. • One request used the incorrect federal matching percentage to calculate the federal share, which resulted in a \$32 underdraw. <p><i>Federal Award Information:</i> This finding affects Children's Health Insurance Program federal grant awards #05-1105NC5021 and #05-1205NC5021 for the federal fiscal years ended September 30, 2011 and 2012, respectively.</p>

93.767 CHILDREN'S HEALTH INSURANCE PROGRAM (continued)**III. Federal Award Findings and Questioned Costs**

U.S. Department of Health and Human Services

N.C. Department of Health and Human Services

For the Fiscal Year Ended June 30, 2012

Type of Finding/ Questioned Costs	Findings and Recommendations
	<p><i>Recommendation:</i> The Department should ensure that controls over the review and approval of federal drawdown requests are consistently and effectively applied.</p> <p><i>Agency Response:</i> The Department agrees with the findings and recommendations. The Department's review of the errors identified above which resulted in an underdraw of federal funds prove these to be isolated occurrences and not representative of daily operating controls and practices. The Department will continue to ensure that controls over the federal draw requests are operating effectively.</p>
<p>12-SA-68 <u>Eligibility:</u></p> <p>Questioned Cost Finding</p>	<p><u>Deficiencies in County Eligibility Determination Processes</u></p> <p>County departments of social services offices process applications related to the Children's Health Insurance Program. Certified Public Accountants performing the county audits tested 245 case files and found a deficiency in one case. The deficiency noted concerned one client file that indicated the client had active third-party insurance, which would make the client ineligible to receive benefits from this program. The auditors were unable to quantify the amount of questioned costs for this error; however, we believe that it is likely that questioned costs exceed \$10,000 in the population.</p> <p>Similar aspects of this finding were reported in previous years.</p> <p><i>Federal Award Information:</i> This finding affects Children's Health Insurance Program federal grant awards #05-1105NC5021 and #05-1205NC5021 for the federal fiscal years ended September 30, 2011 and 2012, respectively.</p> <p><i>Recommendation:</i> The auditors recommended a review of eligibility determination processes to determine if they are appropriate and result in accurate eligibility determinations.</p> <p><i>Agency Response:</i> The Department agrees with the finding and recommendation. The Division of Medical Assistance (DMA) will gather all case specific information relating to the finding. Upon review of the documentation, DMA will determine the appropriate corrective action required for the case. Corrective action could include recoupment, training to reduce additional errors, second party review, or other changes as necessary to eliminate future errors. Additionally, emphasis will be placed on reinforcement of current policies and procedures to ensure participant eligibility and documentation are maintained appropriately. Training will be conducted to ensure on-going compliance.</p>

93.767 CHILDREN'S HEALTH INSURANCE PROGRAM (continued)**III. Federal Award Findings and Questioned Costs**

U.S. Department of Health and Human Services

N.C. Department of Health and Human Services

For the Fiscal Year Ended June 30, 2012

	Type of Finding/ Questioned Costs	Findings and Recommendations
12-SA-69	Subrecipient <u>Monitoring:</u> Significant Deficiency	<p><u>Deficiencies in Subrecipient Monitoring Procedures</u></p> <p>The Department did not have a subrecipient monitoring plan for the Children's Health Insurance Program in place throughout the year and did not ensure that corrective action was taken on all errors identified through subrecipient monitoring. As a result, there is an increased risk that health insurance benefits were provided on behalf of ineligible participants and adjustments were not made for questioned costs that occurred at the subrecipient level.</p> <p>The Department developed a monitoring plan to ensure that subrecipients make proper eligibility determinations; however, the monitoring plan was not in place for the first four months of the state fiscal year. Also, the Department has not implemented control procedures to ensure that subrecipient errors identified through monitoring procedures are sufficiently addressed by corrective actions. As a result, all federal funds paid in error may not be recouped and returned to the federal oversight agency as required.</p> <p>Federal regulations disallow the federal share of overpayments that have been made by a State to a person or other entity, and require adjustments in federal payments within one year of discovery whether or not a recovery has been made by the State.</p> <p>Similar aspects of this finding were reported in previous years.</p> <p><i>Federal Award Information:</i> This finding affects Children's Health Insurance Program federal grant awards #05-1105NC5021 and #05-1205NC5021 for the federal fiscal years ended September 30, 2011 and 2012, respectively.</p> <p><i>Recommendation:</i> Now that a monitoring plan is in place, the Department should enhance monitoring procedures to ensure corrective actions identified are appropriate and tracked to ensure completion in a timely manner. Procedures implemented should ensure that any necessary adjustments are made for all identified overpayments.</p> <p><i>Agency Response:</i> The Department partially agrees with the findings and recommendations. The Department's current understanding is that there is no Federal requirement for monitoring eligibility in the Children's Health Insurance Program (CHIP), except through the Payment Error Rate Measurement (PERM) program. The Medicaid Quality Control Section implemented a review of CHIP in FFY 2012 to ensure proper eligibility determinations. Since there is no federal requirement to monitor this program under MEQC, there is no federal disallowance requirement. In addition, 42 CFR 457.628 references the regulations applicable to CHIP, and 45 CFR 92 is not referenced. The</p>

93.767 CHILDREN'S HEALTH INSURANCE PROGRAM (continued)**III. Federal Award Findings and Questioned Costs**

U.S. Department of Health and Human Services

N.C. Department of Health and Human Services

For the Fiscal Year Ended June 30, 2012

Type of Finding/ Questioned Costs	Findings and Recommendations
	<p>Department will continue to work with the State Auditors and CMS to clarify the federal requirements and their applicability to CHIP.</p> <p><i>Auditor Response:</i> The federal Department of Health and Human Services made the general monitoring requirements described in 45 CFR 92 applicable to the Children's Health Insurance Program with <i>Federal Register</i>, 68 FR 52843-52844, dated September 8, 2003. The purpose of this provision was to bring the administration of entitlement and non-entitlement programs under a "common rule." 45 CFR 92.40 requires grantees to monitor subgrant supported activities to assure compliance with applicable federal requirements.</p> <p>Improper payments due to ineligibility are unallowable costs for federal financial participation. Under 2 CFR 225 Appendix E (F) (5), costs specifically identified as unallowable and charged to federal awards either directly or indirectly are to be refunded. Although the counties determine eligibility, the responsibility for the return of the federal share for unallowable costs remains with the Department.</p>

93.778 MEDICAL ASSISTANCE PROGRAM**III. Federal Award Findings and Questioned Costs**

U.S. Department of Health and Human Services

N.C. Department of Health and Human Services

For the Fiscal Year Ended June 30, 2012

	Type of Finding/ Questioned Costs	Findings and Recommendations
12-SA-70	Allowable Costs/Cost Principles: Significant Deficiency Questioned Cost Finding \$16,068	<p><u>Errors in Provider Billing and Payment Process</u></p> <p>The Department made payments on behalf of program participants that did not comply with the activities allowed or allowable cost requirements for the Medicaid Program. The Department erroneously made net overpayments of \$24,707 to Medicaid providers, resulting in questioned costs of \$16,068, which represents the federal share of the overpayments.</p> <p>We examined a sample of 281 Medicaid claims and identified 44 claims that were paid in error or not sufficiently documented. Examples of the deficiencies noted included insufficient or missing documentation in support of the services rendered, documentation that failed to meet the requirements established by Medicaid policy, failure to timely recoup charges subject to retroactive rate adjustments, and no consideration of the participants' private insurance prior to payment. The majority of the errors related to the medical record documentation to support services provided and the charges incurred.</p> <p>Federal regulation requires allowable costs to be adequately documented and program costs to be necessary and reasonable for proper and efficient administration of the grant program. Federal regulations also require that medical records disclose the extent of services provided to Medicaid recipients.</p> <p>Similar aspects of this finding were reported in previous years.</p> <p><i>Federal Award Information:</i> This finding affects Medical Assistance Program federal grant awards #05-1105NC5MAP and #05-1205NC5MAP for the federal fiscal years ended September 30, 2011 and 2012, respectively.</p> <p><i>Recommendation:</i> The Department should continue to enhance its control procedures to improve the accuracy of the claims payment process. Management should ensure the proper implementation of system changes, including effective payment edits and/or audits. Emphasis should be placed on educating providers as to proper coding and documentation standards necessary to support the medical services being provided. Identified over or underpaid claims should be followed up for timely and appropriate collection or payment.</p> <p><i>Agency Response:</i> The Department agrees with the recommendation to continue to enhance procedures to improve the accuracy of the claims payment process. Emphasis will be placed on educating providers as to adequate documentation to support medical necessity and services billed to Medicaid. In addition, the Department will continue to implement our new</p>

93.778 MEDICAL ASSISTANCE PROGRAM (continued)**III. Federal Award Findings and Questioned Costs**

U.S. Department of Health and Human Services

N.C. Department of Health and Human Services

For the Fiscal Year Ended June 30, 2012

	Type of Finding/ Questioned Costs	Findings and Recommendations
		<p>MMIS system which will improve our ability to implement and track system changes. As part of our process to improve internal operations we will continue to improve our accountability and compliance monitoring.</p>
12-SA-71	<p>Allowable Costs/Cost Principles:</p> <p>Significant Deficiency</p>	<p><u>Deficiencies in the Eligibility System Interface Process</u></p> <p>The Department did not monitor the interface of private insurance data in the Medicaid eligibility system to the Medicaid claims processing system. As a result, there is an increased risk that the Medicaid program paid claims for participants that should have been covered by other insurance.</p> <p>North Carolina's federally-approved Medicaid plan requires that the Medicaid program be the "payer of last resort" in all cases that involve other insurance coverage. The Department maintains participant private insurance coverage data in the Medicaid eligibility system.</p> <p>The eligibility system is interfaced with the Department's claims processing system on a daily basis. The Department is responsible for monitoring and correcting errors in the interface; however, the Department has not implemented a review of private insurance data. Errors could include failure to assign policies entered in the eligibility system to a participant, which would prevent the policies from transferring during the interface.</p> <p>The claims processing system relies on the accuracy of private insurance data for the claims adjudication process. Without accurate data, claims could be paid by the system that should be denied because of other insurance coverage.</p> <p><i>Federal Award Information:</i> This finding affects Medical Assistance Program federal grant awards #05-1105NC5MAP and #05-1205NC5MAP for the federal fiscal years ended September 30, 2011 and 2012, respectively.</p> <p><i>Recommendation:</i> The Department should modify its interface monitoring procedures to include private insurance data to ensure errors are identified and corrected in a timely manner.</p> <p><i>Agency Response:</i> The Department agrees with the finding and recommendation. The Division of Medical Assistance (DMA) currently has a contract with Health Management Services (HMS) to perform periodic reviews of the private insurance data entered into the system by the county Departments of Social Services. As part of DMA's monitoring process, DMA</p>

93.778 MEDICAL ASSISTANCE PROGRAM (continued)**III. Federal Award Findings and Questioned Costs**

U.S. Department of Health and Human Services

N.C. Department of Health and Human Services

For the Fiscal Year Ended June 30, 2012

	Type of Finding/ Questioned Costs	Findings and Recommendations
		will work with HMS to ensure reviews are performed regularly for compliance and accuracy. Any errors identified will be corrected immediately.
12-SA-72	Cash Management: Significant Deficiency	<p data-bbox="519 672 1468 714"><u>Deficiencies in Cash Management Procedures</u></p> <p data-bbox="519 735 1468 903">The Department did not consistently ensure that drawdowns for Medicaid program funds were in accordance with federal requirements. The Treasury-State agreement requires that the amount of the request be the amount the State expects to disburse. It also specifies that grantees disburse rebates and refunds before requesting additional cash payments.</p> <p data-bbox="519 924 1468 1050">Our review of a sample of 107 Medicaid federal funds requests noted four deficiencies. The deficiencies included a lack of proper approval, a calculation error, and two errors of receiving reimbursement from the wrong federal program account.</p> <p data-bbox="519 1071 1468 1480">Additionally, the Department did not follow federal and departmental policies related to the return of drug rebates for the months of July 2011 and June 2012. The Department performs a revenue clearing procedure at the end of each month that adjusts the drawdown estimates to actual to ensure that there are no accumulations of federal overdrawn amounts throughout the year. Drug rebates are part of the revenue clearing process and any federal share of drug rebate amounts not returned by reducing a previous drawdown request would be returned during this process. During July 2011 an \$11 million drug rebate balance was not considered in reducing requested drawdown amounts. A \$56 million balance for June 2012 was delayed for revenue clearing until July 2012 to ensure that sufficient funds were available to pay medical claims. This was necessary due to state budget shortfalls for state fiscal year 2012.</p> <p data-bbox="519 1501 1468 1753">Undispositioned refunds received represent an additional area where the federal share, if any is identified, could reduce the drawing of federal funds. Undispositioned refunds are refunds of expenditures received for which the corresponding receivable account is not readily determinable. The federal share of these receipts is not identified and returned until the receivable account is identified, which could take a month or more. The Department's policies and procedures do not adequately address the handling of unidentifiable cash receipts in a timely manner.</p> <p data-bbox="519 1774 1468 1818">Similar aspects of this finding were reported in previous years.</p>

93.778 MEDICAL ASSISTANCE PROGRAM (continued)**III. Federal Award Findings and Questioned Costs**

U.S. Department of Health and Human Services

N.C. Department of Health and Human Services

For the Fiscal Year Ended June 30, 2012

Type of Finding/ Questioned Costs	Findings and Recommendations
	<p><i>Federal Award Information:</i> This finding affects Medical Assistance Program federal grant awards #05-1105NC5MAP and #05-1205NCMAP, and Medicaid Administrative Payments federal grant awards #05-1105NC5ADM and #05-1205NC5ADM, for the federal fiscal years ended September 30, 2011 and 2012, respectively.</p> <p><i>Recommendation:</i> The Department should strengthen and consistently apply internal controls over federal funds requests. Additionally, the Department should continue to enhance drawdown procedures for drug rebate credits and address any state budget shortfalls to ensure compliance with the Treasury-State agreement. Procedures to timely identify and return the federal share of unidentifiable cash receipts should be implemented.</p> <p><i>Agency Response:</i> The Department agrees with the findings and recommendations. As noted by the auditors, the Treasury-State Agreement (TSA) requires that the draw be based on the expected amount of disbursements. Therefore, the TSA indicates that the draw will be an estimate. As such, it is subject to some amount of inaccuracy when compared to the actual amount of disbursements. Mitigating controls such as the revenue clearing process ensure that the estimates are reconciled with the actual disbursements. The Department will continue to ensure that controls over the federal draw requests are operating effectively. In addition, the Department will enhance and perform procedures to ensure proper application of drug rebate credits and identification of unidentifiable cash receipts in a timely and efficient manner. The Department has effective procedures in place to ensure the timely dispositioning once cash receipts have been identified. The issue of drug rebate credits will be refunded as directed by state and federal law effective this budget year.</p>
12-SA-73	<p><u>Eligibility:</u></p> <p>Questioned Cost Finding \$49,262</p> <p><u>Deficiencies in County Eligibility Determination Processes</u></p> <p>County departments of social services offices process applications related to the Medicaid program. Certified Public Accountants performing the county audits tested 4,413 case files and found deficiencies in 35 cases. The auditors identified questioned costs of \$49,262. The deficiencies found are described below:</p> <ol style="list-style-type: none"> a. Six client files were identified as missing documentation concerning the calculation and verification of the client's income information. These case files had missing income budget calculations and/or a lack of proper verification of income and other financial resources.

93.778 MEDICAL ASSISTANCE PROGRAM (continued)**III. Federal Award Findings and Questioned Costs**

U.S. Department of Health and Human Services

N.C. Department of Health and Human Services

For the Fiscal Year Ended June 30, 2012

Type of Finding/ Questioned Costs	Findings and Recommendations
	<ul style="list-style-type: none"> b. Eighteen client files did not contain all of the required eligibility documentation. These case files were missing items such as disability verification and signed applications, and one client file could not be located. Related to the missing disability verification, auditors questioned costs of \$6,010. c. Two client files did not contain a signed application, adequate income verification documentation, and other program specific verification documentation. d. Two client files did not contain the "Notice of Rights of Transportation Form" or support that the notice was mailed to the client. Four client files did not have a transportation needs assessment performed, and auditors questioned costs of \$43,252 related to these clients. e. One client file did not contain the budget verification form, signed application, other program specific verification documentation, and "Notice of Rights of Transportation Form." f. One client file did not contain the signed application and "Notice of Rights of Transportation Form." g. One client file indicated that the client was ineligible for the Medicaid eligibility category approved based on the file documentation. Auditors were unable to quantify the amount of questioned costs for this error.

Similar aspects of this finding were reported in previous years.

Federal Award Information: This finding affects Medical Assistance Payments federal grant awards #05-1105NC5MAP and #05-1205NCMAP for the federal fiscal years ended September 30, 2011 and 2012, respectively.

Recommendation: The auditors recommended policies be put in place or reinforced to ensure participant eligibility and documentation is maintained appropriately. Additional training was recommended along with additional file monitoring to ensure that required documentation is included in files.

Agency Response: The Department agrees with the finding and recommendation. The Division of Medical Assistance (DMA) will gather all case specific information relating to each finding. Upon review of the documentation, DMA will determine the appropriate corrective action required for each case. Corrective action could include recoupment, training to reduce

93.778 MEDICAL ASSISTANCE PROGRAM (continued)**III. Federal Award Findings and Questioned Costs**

U.S. Department of Health and Human Services

N.C. Department of Health and Human Services

For the Fiscal Year Ended June 30, 2012

	Type of Finding/ Questioned Costs	Findings and Recommendations
		<p>additional errors, second party review, or other changes as necessary to eliminate future errors. Additionally, emphasis will be placed on reinforcement of current policies and procedures to ensure participant eligibility and documentation is maintained appropriately. Once this review process is completed, appropriate training will be conducted to ensure on-going compliance.</p>
12-SA-74	Subrecipient Monitoring:	<u>Inadequate Follow-Up on Identified Subrecipient Errors</u>
	Significant Deficiency	<p>The Department did not ensure that adequate corrective action was taken on all errors identified during Medicaid subrecipient monitoring. As a result, adjustments were not made for questioned costs that occurred at the subrecipient level.</p>
	Questioned Cost Finding	
	\$23,082	<p>The Department's Medicaid Quality Assurance section conducts annual quality control monitoring of recipient eligibility determinations in the Medicaid program to measure, identify, and prevent errors due to erroneous eligibility determinations. We examined a sample of 20 monitoring reviews and noted eight payment errors that resulted in questioned costs; however, the Department could not provide evidence that adjustments were made to account for the overpayments. The eight errors resulted in questioned costs of \$23,082, which represents the federal share of the overpayments.</p>
		<p>Federal requirements disallow the federal share of overpayments that have been made by a State to a person or other entity, and require adjustments in federal payments within one year of discovery whether or not a recovery has been made by the State.</p>
		<p>Similar aspects of this finding were reported in the prior year.</p>
		<p><i>Federal Award Information:</i> This finding affects Medical Assistance Program federal grant awards #05-1105NC5MAP and #05-1205NC5MAP for the federal fiscal years ended September 30, 2011 and 2012, respectively.</p>
		<p><i>Recommendation:</i> The Department should enhance its annual quality control monitoring procedures for Medicaid to ensure that appropriate corrective action is taken on errors identified by the Medicaid Quality Assurance section. Procedures should ensure that necessary adjustments are made for all identified overpayments.</p>
		<p><i>Agency Response:</i> The Department partially agrees with this finding and recommendation. The Department's Medicaid Quality Assurance Section</p>

93.778 MEDICAL ASSISTANCE PROGRAM (continued)**III. Federal Award Findings and Questioned Costs**

U.S. Department of Health and Human Services

N.C. Department of Health and Human Services

For the Fiscal Year Ended June 30, 2012

Type of Finding/ Questioned Costs	Findings and Recommendations
	<p>conducts annual quality control reviews of recipient eligibility determinations in accordance with 42 CFR 431.800 to measure, identify and prevent errors due to erroneous eligibility determinations. As a corrective action to address errors that were identified, counties were notified of errors and their responses were tracked. Pursuant to federal regulations at 42 CFR 431.865(e), the Centers for Medicare and Medicaid Services (CMS) calculates a State's error rate and sends a Demand letter if a federal payback is required. It should be noted that CMS has not sent such a Demand letter to the Department. In addition, North Carolina participated in an MEQC pilot project, which takes the place of the traditional MEQC reviews; and these reviews are not subject to the threshold and disallowance provisions under section 1903(u) of the Act as long as the pilot continues. The Department is committed to working with the State Auditors and CMS to ensure compliance with applicable laws and rules.</p> <p><i>Auditor Response:</i> Improper payments due to ineligibility are unallowable costs for federal financial participation. Under 2 CFR 225 Appendix E (F) (5), costs specifically identified as unallowable and charged to federal awards either directly or indirectly are to be refunded. Although the counties determine eligibility, the responsibility for the return of the federal share for unallowable costs remains with the Department.</p> <p>In its response, the Department indicates that under the traditional MEQC program, unallowable costs are to be refunded only if the Centers for Medicare and Medicaid Services (CMS) determines that the State's error rate is excessive (exceeding three percent) and sends the State a demand letter seeking payback. In this situation, CMS uses the percentage amount greater than the threshold to project the improper payment amount for the entire population of medical assistance payments for the period. CMS then demands repayment of the full <u>projected</u> amount.</p> <p>In our opinion, this process does not result in an exemption from the requirement to refund <u>actual</u> improper payments, regardless of the State's overall error rate. Under the Department's interpretation, the State could make very large improper payments that would not have to be refunded so long as the error rate is less than three percent. In our view, this would be inconsistent with the federal requirements. Furthermore, we do not believe that operating under the pilot MEQC program would alter this conclusion.</p> <p>This issue was also reported in a prior year finding. The Department concurred with the finding and sought clarification from Centers of Medicare and Medicaid Services (CMS). During our audit it was confirmed that no clarification was provided by CMS.</p>

93.778 MEDICAL ASSISTANCE PROGRAM (continued)**III. Federal Award Findings and Questioned Costs**

U.S. Department of Health and Human Services

N.C. Department of Health and Human Services

For the Fiscal Year Ended June 30, 2012

	Type of Finding/ Questioned Costs	Findings and Recommendations
12-SA-75	Special Tests and Provisions: Significant Deficiency	<p data-bbox="537 554 1468 617"><u>Deficiencies in Monitoring Procedures Over Provider Eligibility and Termination Process</u></p> <p data-bbox="537 648 1468 774">The Department did not effectively monitor the Medicaid provider enrollment and re-verification process administered by a contracted service provider. This increases the risk that ineligible providers may be enrolled in the Medicaid program.</p> <p data-bbox="537 806 1468 1058">The Department contracts with a service provider to perform enrollment, credentialing, and verification activities for provider participation in the Medicaid program. The Department is responsible for monitoring the activities of the service provider to ensure established business rules and desk review procedures are followed during the provider eligibility determination process and that all provider sanctions are properly handled. We examined 60 departmental monitoring files and noted a lack of adequate documentation to support the monitoring procedures performed on these activities in five files.</p> <p data-bbox="537 1089 1468 1457">In addition, the contracted service provider is responsible for monitoring professional licensing board notifications of sanctioned and suspended providers and terminating such providers from the Medicaid program. During our testing of the Medical Board, Dental Board, Pharmacy Board, and the Division of Health Service Regulation licensing actions, we noted exceptions in which the provider was not properly terminated from the Medicaid program. There were eight Medical Board licensees that had a temporary, indefinite, or voluntarily suspended license due to Medical Board disciplinary action who were not properly end-dated or terminated from the Medicaid program computer systems. Also, one provider failed to meet the health and safety requirements as determined by the Division of Health Service Regulation and was not properly terminated from the Medicaid program computer systems.</p> <p data-bbox="537 1470 1268 1499">Similar aspects of this finding were reported in previous years.</p> <p data-bbox="537 1530 1468 1625"><i>Federal Award Information:</i> This finding affects Medical Assistance Program federal grant awards #05-1105NC5MAP and #05-1205NC5MAP for the federal fiscal years ended September 30, 2011 and 2012, respectively.</p> <p data-bbox="537 1656 1468 1772"><i>Recommendation:</i> The Department should continue to improve and implement adequate monitoring controls over Medicaid provider enrollment and termination processes to ensure that only eligible, licensed medical providers are allowed participation in the Medicaid program.</p> <p data-bbox="537 1803 1468 1894"><i>Agency Response:</i> The Department agrees with the finding and recommendation. The Department has identified and isolated the cause of the lack of adequate documentation to support the monitoring procedures</p>

93.778 MEDICAL ASSISTANCE PROGRAM (continued)**III. Federal Award Findings and Questioned Costs**

U.S. Department of Health and Human Services

N.C. Department of Health and Human Services

For the Fiscal Year Ended June 30, 2012

Type of Finding/ Questioned Costs	Findings and Recommendations
	<p>performed on the activities cited. As a result of increased internal monitoring measures, the development of a monitoring and oversight plan is in process.</p> <p>The monitoring plan will be designed with more control and oversight of daily activities of each enrollment specialist as well as provide assistance for each enrollment specialist in identifying when action needs to be taken on a provider record. Management will also be able to immediately recognize and address a lack of understanding with additional training, guidance and possible disciplinary actions up to and including dismissal as necessary.</p> <p>The monitoring plan will also emphasize a rigid peer review process to ensure a regular progression of knowledge transfer is maintained within the Division of Medical Assistance (DMA) and is conveyed to the service provider in a timely manner.</p> <p>Additional oversight of service provider activities includes the assurance that Quality Control (QC) is reviewed throughout the month and submitted on a monthly basis.</p> <p>Per the contracted service provider, the Operations Managers, Supervisors, QC/Quality Assurance (QA) Auditors, and Department Leads review daily, weekly, and monthly processing and activity reports to monitor compliance to current policies and procedures. Daily reports will be reviewed to ensure the Service Level Agreements are met throughout each month and the work is spot checked and logged.</p>
<p>12-SA-76 <u>Special Tests and Provisions:</u></p> <p> Significant Deficiency</p>	<p><u>Deficiencies with Program Integrity Functions</u></p> <p>The Department did not adequately track case investigations, consistently maintain case file documentation, and establish an effective quality assurance process over the Public Consulting Group, a post-payment review contractor. These deficiencies could result in failures in completing case investigations, identifying provider overpayments, and referring potentially fraudulent cases to the Attorney General's Medicaid Investigations Unit. Federal regulations require the establishment of procedures to identify suspected fraud cases, investigate these cases, and refer cases with sufficient evidence of suspected fraud to law enforcement officials.</p> <p>The Department's Program Integrity Unit is charged with ensuring compliance, efficiency, and accountability in the Medicaid program by detecting and preventing fraud, waste, and abuse. It also works to prevent improper payments through tort recoveries, recoupments, and ongoing training of</p>

93.778 MEDICAL ASSISTANCE PROGRAM (continued)**III. Federal Award Findings and Questioned Costs**

U.S. Department of Health and Human Services

N.C. Department of Health and Human Services

For the Fiscal Year Ended June 30, 2012

Type of Finding/ Questioned Costs	Findings and Recommendations
	<p>providers and recipients. The Department has partnered with various contractors to assist in examining Medicaid activities for fraud, waste, and abuse.</p> <p>The Program Integrity Unit's case tracking database documents case investigations performed. The database includes when a case is closed, referred, and investigation results. Program Integrity staff did not consistently update the database for each individual case status, particularly for cases referred to the Attorney General's Medicaid Investigations Unit. The database indicated that there were six cases referred to the Attorney General during the state fiscal year; however, the listing of referred cases obtained from the Attorney General's office contained several additional cases referred by Program Integrity staff.</p> <p>In addition, we examined a sample of 60 case files of the Program Integrity Unit investigations and noted the following deficiencies:</p> <ul style="list-style-type: none"> • A Home Care Review case file did not have the Section Chief's approval of the case investigation until two months after the case closure date. • A Home Care Review case file had to be re-created with supporting documentation, and the original Program Integrity Case Tracking Form signed by the Section Chief approving the case investigation could not be located. • One case file could not be located by the Program Integrity Unit, and the responsible section could not be identified in the case tracking database. <p>Finally, the Department's Program Integrity Unit did not have a standard policy implemented related to the performance of quality assurance reviews on investigations completed by the Public Consulting Group. Differing sample sizes and methods were selected by the two Program Integrity sections performing case reviews. The lack of a consistent methodology could lead to inaccurate case investigation results and potentially fraudulent cases not referred to the Attorney General's Medicaid Investigations Unit.</p> <p><i>Federal Award Information:</i> This finding affects Medical Assistance Program federal grant awards #05-1105NC5MAP and #05-1205NCMAP, and Medicaid Administrative Payments federal grant awards #05-1105NC5ADM and #05-1205NC5ADM, for the federal fiscal years ended September 30, 2011 and 2012, respectively.</p>

93.778 MEDICAL ASSISTANCE PROGRAM (continued)**III. Federal Award Findings and Questioned Costs**

U.S. Department of Health and Human Services

N.C. Department of Health and Human Services

For the Fiscal Year Ended June 30, 2012

	Type of Finding/ Questioned Costs	Findings and Recommendations
		<p><i>Recommendation:</i> The Department should strengthen internal controls over the tracking of case investigations and ensure case file documentation is maintained. In addition, the Department should implement and continue to enhance its newly created policy for quality assurance reviews over Public Consulting Group case investigations.</p> <p><i>Agency Response:</i> The Department agrees with the finding and recommendations. The Program Integrity (PI) case tracking database is an Access database created six years ago that now contains 50,000 records. Due to the volume of records contained in the PI case tracking system, it is extremely unstable and has weekly issues. In addition, the 2008 Centers for Medicare and Medicaid Services (CMS) audit cited the Division of Medical Assistance for not maintaining an effective fraud and abuse case tracking system. PI continues in its effort to procure an effective PI case tracking system to ensure case file documentation is maintained. In the interim, PI conducts monthly quality assurance reviews for all contractors performing case investigations to ensure the quality assurance review process is strengthened.</p>
12-SA-77	<p>Special Tests and Provisions:</p> <p>Significant Deficiency</p>	<p><u>Deficiencies in Access Control Over the Medicaid Management Information System</u></p> <p>We identified deficiencies with the Department's protocols and procedures over user access to the legacy Medicaid Management Information System (MMIS). The nature of the deficiencies was separately communicated to the Department. The MMIS is the claims processing system for the Medicaid program, which also supports coordination of benefits, surveillance and utilization review, federal and management reporting, and case management. Statewide information technology standards specify that systems must be adequately controlled to prevent unauthorized access. Maintaining proper access controls over computer systems helps to protect the confidentiality and integrity of information by preventing alteration, unauthorized use, or loss of data.</p> <p>Similar aspects of this finding were reported in previous years.</p> <p><i>Federal Award Information:</i> This finding affects Medical Assistance Program federal grant awards #05-1105NC5MAP and #05-1205NC5MAP for the federal fiscal years ended September 30, 2011 and 2012, respectively.</p> <p><i>Recommendation:</i> The Department should take appropriate action to address identified user access issues that were separately communicated to the Department.</p>

93.778 MEDICAL ASSISTANCE PROGRAM (continued)

III. Federal Award Findings and Questioned Costs

U.S. Department of Health and Human Services

N.C. Department of Health and Human Services

For the Fiscal Year Ended June 30, 2012

Type of Finding/ Questioned Costs	Findings and Recommendations
---	------------------------------

Agency Response: The Department agrees with the finding and recommendation. The Division of Medical Assistance (DMA) has added additional security to the legacy Medicaid Management Information System (MMIS). The modifications bring the security requirements in compliance with the statewide information technology standards. This added security is included in the new MMIS set to go live on July 1, 2013.

93.917 HIV CARE FORMULA GRANTS**III. Federal Award Findings and Questioned Costs**

U.S. Department of Health and Human Services

N.C. Department of Health and Human Services

For the Fiscal Year Ended June 30, 2012

	Type of Finding/ Questioned Costs	Findings and Recommendations
12-SA-78	Cash <u>Management:</u> Material Weakness Material Noncompliance	<p data-bbox="537 554 1084 583"><u>Deficiencies in Cash Management Procedures</u></p> <p data-bbox="537 617 1468 772">The Department inappropriately drew down funds in the HIV CARE Formula Grant program and also inappropriately advanced funds to subrecipients in the program. Federal requirements specify that when a reimbursement basis is used for cash management, program costs must be paid for by the grantee before reimbursement is requested.</p> <p data-bbox="537 806 1468 1079">We examined a sample of 46 requests for federal funds and identified noncompliance in two requests, resulting in overdraws of \$8,663,710. When correcting variances between reported actual program expenditures and actual federal funds received, the Department requested \$8,662,710 in excess of the amount needed for program expenditure reimbursement. Upon realizing this amount was overdrawn, the Department returned some of the federal funds; however, \$522,871 was held to cover subsequent program expenditures within the next two days. In another instance, the request for reimbursement was \$1,000 more than paid expenditures.</p> <p data-bbox="537 1113 1468 1478">Additionally, the Department advanced \$317,571 of federal funds to subrecipients without federal approval. Federal program requirements do not allow advance payments for HIV CARE Formula Grant funds. The Department provided advances to select subrecipients due to a concern with their ability to fund the first month of program expenditures without an advance. Our examination of monthly subrecipient expenditure reports noted that the subrecipients were receiving an advance at the beginning of the project period, and for subsequent months the Department would reimburse the actual monthly expenditures. This allowed the subrecipients to maintain the initial advance until the last month of the project period. It was also noted for the majority of the program year, the monthly subrecipient expenditures were less than the amount of the initial advance provided.</p> <p data-bbox="537 1512 1468 1604"><i>Federal Award Information:</i> This finding affects HIV CARE Formula Grant awards #2X07HA00051-21-00 and #2X07HA00051-22-00 for the grant awards ending March 31, 2012 and 2013, respectively.</p> <p data-bbox="537 1638 1468 1793"><i>Recommendation:</i> The Department should strengthen internal controls to ensure that they only request federal funds when actual expenditures have been made to support the requests. In addition, procedures should be developed and implemented to ensure HIV CARE Formula Grant funds are not used to make advance payments to subrecipients.</p> <p data-bbox="537 1818 1468 1877"><i>Agency Response:</i> The Department agrees with the findings and recommendations. Although an error in the draw was made, existing internal</p>

93.917 HIV CARE FORMULA GRANTS (continued)**III. Federal Award Findings and Questioned Costs**

U.S. Department of Health and Human Services

N.C. Department of Health and Human Services

For the Fiscal Year Ended June 30, 2012

Type of Finding/ Questioned Costs	Findings and Recommendations
	<p>controls detected the error the next day. The Department self-corrected the error before any negative impact to federal cash management reporting or to the Department's accounting records could occur. The Department will continue to monitor and utilize internal controls to ensure that federal draws are only requested to fund actual expenditures.</p> <p>As to advance payments, the Department had previously received approval from the Federal awarding agency to grant advances in 1999 and again in 2010 and had received no notice of change in the awarding agency's position. However, the Department will modify procedures to reflect current Federal policy regarding advance payments for the HIV CARE Formula Grant. Unless specific approval is received from the Federal authority, advance payments to subrecipients will no longer be made.</p> <p><i>Auditor Response:</i> In relation to the \$8.7 million overdraw, the Department indicates that the error was detected by "existing internal controls." We agree the error was caught by an employee and corrected; however, the error was not detected by a procedure that is regularly and consistently applied, and therefore, there continues to be a deficiency in internal control.</p>
12-SA-79 Eligibility: Significant Deficiency Questioned Cost Finding \$21,549	<p><u>Deficiencies in Eligibility Determinations</u></p> <p>The Department did not adequately determine and document eligibility for participants that receive Human Immunodeficiency Virus (HIV) or Acquired Immunodeficiency Syndrome (AIDS) treatments, as funded by the HIV CARE Formula Grant. As a result, benefits were delivered to ineligible participants and \$21,549 of federal questioned costs were identified for the program.</p> <p>To be eligible to receive treatment assistance, a participant must meet financial and medical criteria, including a requirement that the participant not be enrolled in the Medicaid program. We examined a sample of 71 participant case files and identified the following deficiencies in 10 case files:</p> <ul style="list-style-type: none"> • The financial eligibility application and authorization request were both missing in three participants' case files. • There were four participants enrolled in Medicaid that were approved to receive services. • The eligibility determinations for three participants were correctly determined based on the initial application; however, during the

93.917 HIV CARE FORMULA GRANTS (continued)**III. Federal Award Findings and Questioned Costs**

U.S. Department of Health and Human Services

N.C. Department of Health and Human Services

For the Fiscal Year Ended June 30, 2012

Type of Finding/ Questioned Costs	Findings and Recommendations
	<p>authorization period the participants became eligible for Medicaid and should have been removed from the program.</p> <p><i>Federal Award Information:</i> This finding affects HIV CARE Formula Grant award #2X07HA00051-21-00 for the grant award ended March 31, 2012.</p> <p><i>Recommendation:</i> The Department should strengthen internal controls to ensure that eligibility determination documentation is maintained and that only eligible participants receive services.</p> <p><i>Agency Response:</i> The Department agrees with the findings and recommendation. A random sampling of 50 records will be reviewed every quarter in order to assure all required information is maintained in client files. If errors are found in the first 50 records reviewed, an additional 20 records will be randomly sampled to search for commonalities. The results of the quarterly sampling will be maintained.</p> <p>The Department will conduct periodic meetings with program staff to determine and assess if the best process is currently being utilized to determine when a client's eligibility status changes. The Department will modify the current process if necessary to ensure that eligibility determination documentation is maintained and that only eligible participants receive services.</p>
12-SA-80	<p><u>Special Tests and Provisions:</u></p> <p><u>Deficiencies with the Drug Discount Program</u></p> <p>Significant Deficiency</p> <p>Questioned Cost Finding</p> <p>\$5,436</p> <p>The Department did not comply with federal drug pricing program requirements for the HIV CARE Formula Grant program. As a result, the Department erroneously made overpayments totaling \$5,436, which represents the federal share of the questioned costs. We believe that it is likely that questioned costs exceed \$10,000 in the population.</p> <p>Federal regulations for the drug pricing program require grantees to properly identify and price drugs throughout the procurement process, ensure drugs are not given to ineligible participants, and ensure duplicate discounts are not applied.</p> <p>We noted that the Department did not obtain the federal drug and price listing, which limited the Department's ability to monitor that the appropriate drug price was paid. Our examination of drug prescriptions dispensed and program eligibility files identified the following deficiencies:</p>

93.917 HIV CARE FORMULA GRANTS (continued)**III. Federal Award Findings and Questioned Costs**

U.S. Department of Health and Human Services

N.C. Department of Health and Human Services

For the Fiscal Year Ended June 30, 2012

Type of Finding/ Questioned Costs	Findings and Recommendations
	<ul style="list-style-type: none"> We tested a sample of 60 AIDS drug prescriptions dispensed and identified 21 instances where the amount paid was more than the contract price, resulting in \$197 of overpayments. Within those 21 pricing errors there were eight exceptions in which the price paid was higher than the federal pricing program amount. We compared the drugs dispensed to the Department's program eligibility file and identified 135 unmatched records, indicating that drugs may have been dispensed to ineligible recipients. We further tested a sample of 27 unmatched records and identified three instances where drugs were provided to ineligible program participants, resulting in \$5,239 of overpayments. <p><i>Federal Award Information:</i> This finding affects HIV CARE Formula Grant awards #2X07HA00051-21-00 and #2X07HA00051-22-00 for the grant awards ending March 31, 2012 and 2013, respectively.</p> <p><i>Recommendation:</i> The Department should obtain the federal drug pricing program listing to use in their monitoring efforts for the HIV CARE Formula Grant program. In addition, control procedures should be enhanced to ensure proper drug pricing during the procurement process and that only eligible participants receive drug benefits.</p> <p><i>Agency Response:</i> The Department agrees with the finding and recommendation. The Department is consulting with the pharmaceutical wholesale vendor to ensure the current process for checking drug pricing is strengthened. The vendor currently verifies that all contract prices are entered into the program eligibility file on a quarterly basis. The vendor will conduct an additional internal contract price audit on a monthly basis to more efficiently capture price variations and ensure accurate pricing. The Department will also evaluate and implement methods to strengthen monthly pricing checks that are in place.</p> <p>The Department is working with the dispensing pharmacy vendor to ensure the internal process for Medicaid eligibility cross checks is strengthened and to improve the process for receiving reimbursement from Medicaid when Aids Drug Assistance Program clients are found to be Medicaid eligible.</p>

93.959 BLOCK GRANTS FOR PREVENTION AND TREATMENT OF SUBSTANCE ABUSE**III. Federal Award Findings and Questioned Costs**

U.S. Department of Health and Human Services

N.C. Department of Health and Human Services

For the Fiscal Year Ended June 30, 2012

	Type of Finding/ Questioned Costs	Findings and Recommendations
12-SA-81	Subrecipient <u>Monitoring:</u> Material Weakness Material Noncompliance	<p data-bbox="537 562 1036 590"><u>Monitoring Procedures Need Improvement</u></p> <p data-bbox="537 625 1471 743">We identified deficiencies in the monitoring procedures for the Block Grants for Prevention and Treatment of Substance Abuse program. As a result, there is an increased risk that noncompliance at the subrecipient level could occur and not be detected or corrected in a timely manner.</p> <p data-bbox="537 779 1471 869">The Department is responsible for monitoring the Local Management Entities (LMEs) and non-governmental units providing program services. Our review of the monitoring efforts identified the following deficiencies:</p> <ul data-bbox="586 905 1471 1547" style="list-style-type: none"> <li data-bbox="586 905 1471 1178">• The Department does not require a corrective action plan for all deficiencies it finds during the LME fiscal settlement reviews. All issues found are communicated to the LMEs but corrective action is not required unless the LME is required to repay funds. Other issues noted, including those that violate federal regulations such as the practice of advancing funds to providers, do not require a corrective action plan from the LME. Our review of the monitoring reports showed that many of the issues identified during the monitoring visits had been reported in prior reviews. <li data-bbox="586 1213 1471 1423">• The Department does not reconcile the overall population of substance abuse service providers to ensure the completeness of its provider monitoring population. The report used to select the 2012 providers to be monitored totaled \$4.7 million, which was \$9.5 million less than the amount reported on the 2011 report. The Department was unable to explain the differences even though benefits paid during the two years were comparable. <li data-bbox="586 1459 1471 1547">• The Department does not independently select provider cases to examine during LME monitoring visits. Instead, the Department relies on the provider to identify and select the cases.

Federal and departmental guidelines require the monitoring of subrecipient activities to provide reasonable assurance that subrecipients are complying with applicable laws and regulations.

Similar aspects of this finding were reported in previous years.

Federal Award Information: This finding affects Block Grants for Prevention and Treatment of Substance Abuse federal grant awards 2B08TIO10032-11 and 2B08TIO10032-12 for the federal fiscal years ended September 30, 2011 and 2012, respectively.

93.959 BLOCK GRANTS FOR PREVENTION AND TREATMENT OF SUBSTANCE ABUSE (continued)**III. Federal Award Findings and Questioned Costs**

U.S. Department of Health and Human Services

N.C. Department of Health and Human Services

For the Fiscal Year Ended June 30, 2012

	Type of Finding/ Questioned Costs	Findings and Recommendations
		<p><i>Recommendation:</i> The Department should continue to enhance its monitoring process for the Block Grants for Prevention and Treatment of Substance Abuse program. Comprehensive policies should address all aspects of the monitoring efforts, including obtaining corrective action plans for all deficiencies. The Department should perform appropriate reconciliations to ensure that its monitoring activities encompass all providers of substance abuse services within the LME system. Case files to be examined should be selected by the Department's monitors, and not by the provider.</p> <p><i>Agency Response:</i> The Department agrees with the finding and recommendations. The Department recognizes the important aspects of proper monitoring of both programmatic and financial operations of the Block Grants for Prevention and Treatment of Substance Abuse program. The Division of Mental Health and Developmental Disabilities and Substance Abuse Services (DMH/DD/SAS) has initiated steps to assure proper follow up of findings on questionable activities by combining the existing plan of processing corrections for Local Management Entity-Managed Care Organization (LME/MCO) programs and providers' monitoring with the financial monitoring area of the LME/MCOs fiscal operations. The DMH/DD/SAS has also implemented a change in the methodology used in the generation of reports and the selection process for the review of providers. In addition, reconciliations will be completed to ensure all monitoring activities comprise all providers of substance abuse services within the LME system.</p>
12-SA-82	Subrecipient Monitoring: Material Weakness Material Noncompliance	<p><u>Noncompliance with DUNS Number Requirement</u></p> <p>The Department did not ensure Dun and Bradstreet Data Universal Numbering System (DUNS) numbers were obtained from subrecipients for the Block Grants for Prevention and Treatment of Substance Abuse program prior to the issuance of subawards. This condition is a violation of federal regulations.</p> <p>The Department had not obtained DUNS numbers from its subrecipients prior to making subawards. However, after our inquiry the Department requested subrecipients to provide DUNS numbers. Our testwork verified that the DUNS numbers provided were valid.</p> <p>Federal regulations require the awarding agency, for non-ARRA first tier subawards made on or after October 1, 2010, to have the subrecipient provide a valid DUNS number before issuing the subaward.</p> <p><i>Federal Award Information:</i> This finding affects Block Grants for Prevention and Treatment of Substance Abuse federal grant awards 2B08TIO10032-11</p>

93.959 BLOCK GRANTS FOR PREVENTION AND TREATMENT OF SUBSTANCE ABUSE (continued)**III. Federal Award Findings and Questioned Costs**

U.S. Department of Health and Human Services

N.C. Department of Health and Human Services

For the Fiscal Year Ended June 30, 2012

	Type of Finding/ Questioned Costs	Findings and Recommendations
		<p>and 2B08TIO10032-12 for the federal fiscal years ended September 30, 2011 and 2012, respectively.</p> <p><i>Recommendation:</i> The Department should implement procedures to ensure a valid DUNS number is obtained from every subrecipient prior to issuing the subaward.</p> <p><i>Agency Response:</i> The Department agrees with the finding and recommendation. The Department recognizes the requirement to have a valid DUNS number on file for all sub-recipients. The Division of Mental Health and Developmental Disabilities and Substance Abuse Services has included this requirement in the revised Local Management Entity-Managed Care Organization contract.</p>
12-SA-83	Subrecipient Monitoring: Material Weakness Material Noncompliance	<p><u>Failure to Properly Report Amounts on the Schedule of Expenditures of Federal Awards (SEFA)</u></p> <p>The Department did not accurately report on its Schedule of Expenditures of Federal Awards (SEFA) the program expenditures and the amounts provided to subrecipients. Without our audit adjustments, the SEFA could have been misleading to users of the schedule. See finding 12-SA-61 for a description.</p>

96.001 SOCIAL SECURITY - DISABILITY INSURANCE**III. Federal Award Findings and Questioned Costs**

U.S. Social Security Administration

N.C. Department of Health and Human Services

For the Fiscal Year Ended June 30, 2012

	Type of Finding/ Questioned Costs	Findings and Recommendations
12-SA-84	Allowable Costs/Cost Principles: Significant Deficiency Questioned Cost Finding \$235	<p><u>Noncompliance with Consultative Examination Costs</u></p> <p>In two known cases, the Department made inappropriate payments for consultative examination services. The identified questioned cost is \$235; however, we believe that it is likely that questioned costs exceed \$10,000 in the population.</p> <p>Within the Department, Disability Determination Services (DDS) receives applications from Social Security offices across the State and is responsible for determining eligibility for social security disability and supplemental security income disability payments. To assist in the eligibility determination process, DDS pays medical service providers to perform consultative examinations of disability claimants to verify the accuracy of the disability determination. Consultative examinations are scheduled by DDS for the claimant and a <i>DD-6 Consultative Exam Authorization and Claim for Payment</i> form is completed, which identifies the medical services that the provider is authorized to perform.</p> <p>In a sample of 60 payment transactions, we noted the following deficiencies:</p> <ul style="list-style-type: none"> One payment was made at a higher rate than the normal hospital rate for that service. The hospital was paid \$82, \$54 more than the rate it should have received if the documented rate had been used. We consider the \$54 to be questioned cost. One payment was made for services that were added by the physician but were never entered in the Department's examination scheduling system. The cost of these added services was \$181, which we consider to be questioned cost. <p><i>Federal Award Information:</i> This finding affects Social Security - Disability Insurance federal grant award #04-12-04NCDI00 for the federal fiscal year ended September 30, 2012.</p> <p><i>Recommendation:</i> The Department should continue to enhance internal controls over payments for consultative examinations to ensure that proper rates are used, medical services performed are necessary, and payments are not made unless the service is approved. The Department should seek to recoup the questioned costs from the providers.</p> <p><i>Agency Response:</i> The Department agrees with the findings and recommendations. As an exception to regular practice, the Department had a verbal agreement with a medical service provider to reimburse at a flat fee of</p>

96.001 SOCIAL SECURITY - DISABILITY INSURANCE (continued)**III. Federal Award Findings and Questioned Costs**

U.S. Social Security Administration

N.C. Department of Health and Human Services

For the Fiscal Year Ended June 30, 2012

	Type of Finding/ Questioned Costs	Findings and Recommendations
		<p>\$82.32 for the cited examination rather than the regular Medicaid/Medicare reimbursement rate. As of March 1, 2012, the Department has eliminated this practice with the provider. All service providers will be charged the normal Medicaid/Medicare reimbursement rate. In addition, the Department will take action to recoup the questioned cost from the service provider overpaid.</p> <p>In February 2012 the Department implemented procedures to strengthen internal controls regarding authorization changes to consultative examinations.</p> <p>The finding cited in this year's audit occurred on an exam scheduled for November 11, 2011, which was prior to implementation of the strengthened procedures. The Department will take action to recoup the cited cost from the appropriate consultative provider.</p>
12-SA-85	<p>Allowable Costs/Cost Principles:</p> <p>Significant Deficiency</p>	<p><u>Deficiencies in Maintaining Vendor File</u></p> <p>The Department did not effectively maintain its file of vendors eligible to perform consultative examinations for Disability Insurance and Supplemental Security Income claimants. As a result, there is an increased risk that an unapproved vendor could perform services and receive payment for those services.</p> <p>During a three month period, the Department identified 53 physicians that needed to be deleted from the authorized vendor listing; however, we found that nine of these physicians remained on the list. We determined that six of the nine did not receive additional payments after the month they should have been deleted from the vendor listing. We were unable to determine whether or not the remaining three physicians continued receiving payments because they were part of a group medical practice and payments were sent to the group as a whole rather than the individual physicians.</p> <p><i>Federal Award Information:</i> This finding affects Social Security - Disability Insurance federal grant award #04-12-04NCDI00 for the federal fiscal year ended September 30, 2012.</p> <p><i>Recommendation:</i> The Department should strengthen internal controls over the vendor file to ensure that only approved vendors will be selected to perform services and receive payment for those services.</p> <p><i>Agency Response:</i> The Department agrees with the finding and recommendation. The Department utilizes the Vendor File to request medical evidence of record and schedule consultative examinations with selected</p>

96.001 SOCIAL SECURITY - DISABILITY INSURANCE (continued)**III. Federal Award Findings and Questioned Costs**

U.S. Social Security Administration

N.C. Department of Health and Human Services

For the Fiscal Year Ended June 30, 2012

Type of Finding/ Questioned Costs	Findings and Recommendations
	<p>providers. During case adjudication, providers are selected from the vendor file to perform consultative examinations for Disability Insurance and Supplemental Security Income claimants.</p> <p>The Department is in the process of cleaning and purging the Vendor File due to its anticipated expansion. Disability Determination Services staff members are working in collaboration with the Division of Information Resource Management (DIRM) to check and correct all classifications of vendor providers in the file to ensure only approved vendors will be selected to perform services and receive payment for those services. In the interim, the Department will implement additional internal controls to prevent scheduling with providers who are no longer on the consultative examinations panel.</p> <p>In addition, the deficiencies noted during the audit will be reviewed.</p>

97.036 DISASTER GRANTS – PUBLIC ASSISTANCE (PRESIDENTIALLY DECLARED DISASTERS)**III. Federal Award Findings and Questioned Costs**

U.S. Department of Homeland Security

N.C. Department of Public Safety

For the Fiscal Year Ended June 30, 2012

Type of Finding/ Questioned Costs		Findings and Recommendations
12-SA-86	<p>Allowable Costs/Cost Principles:</p> <p>Significant Deficiency</p>	<p><u>Deficiencies in Internal Control Over Access to Public Assistance Management System</u></p> <p>The Department of Public Safety has deficiencies in internal control over access to the Public Assistance Management System (PAMS). This increases the risk that noncompliance could occur and not be detected and corrected on a timely basis. Maintaining proper access controls over computer systems helps prevent improper alteration, unauthorized use, or loss of data that could result in unauthorized grants and/or unauthorized payments to subrecipients.</p> <p>Our review of internal control over information systems access identified the following deficiencies:</p> <ul style="list-style-type: none"> The Department does not have a formal process for granting and changing access rights in PAMS. As a result, the user responsible for approving and monitoring the Disaster Grants - Public Assistance grant payments was granted inappropriate access levels. At the time of our audit work, this user had the ability to enter disasters, set up new users, modify entries in the database tables, create applicants, create payments, and approve payments in PAMS. <p>As part of his normal job responsibilities, this user generates a "request for payment" spreadsheet from PAMS and submits it to the Department's Fiscal Division. The Fiscal Division uses this spreadsheet to draw federal funds and make payments to subrecipients. There is no review or approval of this spreadsheet. Once the Fiscal Division generates payments to subrecipients, this same user enters the payments in PAMS.</p> <ul style="list-style-type: none"> The Department did not conduct semi-annual reviews of user access levels for PAMS, as required by the Statewide Information Security Manual. Without a regular review, levels of user access to the system could occur that is not required by the users' current job functions and remain undetected for extended periods of time. Access controls over PAMS are configured at two levels: at the application and at the network. Based on our review of the system, we do not believe it would be possible to conduct an effective access review at the application level. However, it is possible to conduct an access review at the network level. We noted other deficiencies related to access controls over PAMS. Given the sensitive nature of the conditions found, we have conveyed these findings to management separately pursuant to the provisions of <i>North Carolina General Statute 132-6.1(c)</i>.

97.036 DISASTER GRANTS – PUBLIC ASSISTANCE (PRESIDENTIALLY DECLARED DISASTERS)
(continued)

III. Federal Award Findings and Questioned Costs

U.S. Department of Homeland Security

N.C. Department of Public Safety

For the Fiscal Year Ended June 30, 2012

Type of Finding/ Questioned Costs	Findings and Recommendations
	<p>Without adequate access controls, unauthorized individuals could potentially gain access to information within the application and could intentionally or unintentionally read, add, modify, delete, or remove data that are outside their approved span of authority.</p> <p>Significant aspects of this finding were also reported in our last audit of this program in fiscal year 2008.</p> <p><i>Federal Award Information:</i> This finding affects CFDA 97.036 Disaster Grants – Public Assistance program disasters:</p> <ul style="list-style-type: none"> a. NC Severe Winter Storms and Flooding award FEMA-1871-DR-NC, b. NC Severe Storms, Tornadoes, and Flooding award FEMA-1969-DR-NC, c. NC Tropical Storm Hanna award FEMA-1801-DR-NC, d. NC Hurricane Isabel award FEMA-1490-DR-NC, e. NC Tropical Storm Frances award FEMA-1546-DR-NC, f. NC Hurricane Ivan award FEMA-1553-DR-NC, g. NC Hurricane Ophelia award FEMA-1608-DR-NC, h. NC Hurricane Earl award FEMA-3314-EM-NC, and i. NC Hurricane Irene award FEMA-4019-DR-NC. <p><i>Recommendation:</i> The Department should strengthen controls to ensure users only have privileges that are required to complete their job functions and responsibilities, including semi-annual user access reviews of the Public Assistance Management System as required by state policy.</p> <p><i>Agency Response:</i> The Department agrees with the finding. Public Assistance staff will develop a formal process for granting and changing access rights in PAMS and the Department will conduct semi-annual reviews of user access levels for PAMS.</p>

97.036 DISASTER GRANTS – PUBLIC ASSISTANCE (PRESIDENTIALLY DECLARED DISASTERS)
(continued)

III. Federal Award Findings and Questioned Costs

U.S. Department of Homeland Security

N.C. Department of Public Safety

For the Fiscal Year Ended June 30, 2012

	Type of Finding/ Questioned Costs	Findings and Recommendations
12-SA-87	Subrecipient <u>Monitoring:</u>	<u>Review of Subrecipient Audit Reports Needs Improvement</u>
	Material Weakness	The Department of Public Safety did not obtain and review the required audit reports from subrecipients that received grant funds from the Disaster Grants – Public Assistance program. As a result the Department is in noncompliance with federal subrecipient monitoring requirements, and there is an increased risk that deficiencies at the subrecipient level will not be detected and corrected timely.
	Material Noncompliance	Based on our analysis of the grant's 2011 expenditures, we identified 11 subrecipients from which the Department should have obtained audits. In our tests of the subrecipients' 2011 audit reports, we noted the following deficiencies related to four of the 11 required reports (36%): <ul style="list-style-type: none"> • The Department did not receive the required audit reports from three subrecipients. • The Department received an audit report from one subrecipient that did not include the additional report on compliance with federal requirements and the schedule of expenditures of federal awards, as required by OMB Circular A-133. <p>The Department reported disbursements of approximately \$3.48 million in federal Public Assistance funds to these four subrecipients in fiscal 2011.</p> <p>The <i>OMB Circular A-133 Compliance Supplement</i> requires the Department to ensure subrecipients that expend \$500,000 or more in federal awards in a year have an audit completed within nine months of the end of the subrecipients audit period. The Department is required to review subrecipient audit reports, issue a management decision on audit findings within six months after receipt of the subrecipient's report, and ensure the subrecipient took timely and appropriate action on all audit findings.</p> <p>Significant aspects of this finding were reported for other federal programs in fiscal years 2009 and 2010.</p> <p><i>Federal Award Information:</i> This finding affects CFDA 97.036 Disaster Grants – Public Assistance program disasters:</p> <ul style="list-style-type: none"> • NC Severe Winter Storms and Flooding award FEMA-1871-DR-NC,

97.036 DISASTER GRANTS – PUBLIC ASSISTANCE (PRESIDENTIALLY DECLARED DISASTERS)
(continued)

III. Federal Award Findings and Questioned Costs

U.S. Department of Homeland Security

N.C. Department of Public Safety

For the Fiscal Year Ended June 30, 2012

	Type of Finding/ Questioned Costs	Findings and Recommendations
		<ul style="list-style-type: none"> • NC Severe Storms, Tornadoes, and Flooding award FEMA-1969-DR-NC, and • NC Tropical Storm Hanna award FEMA-1801-DR-NC. <p><i>Recommendation:</i> The Department should strengthen its monitoring procedures and tracking system to ensure the appropriate audit reports are received from all applicable subrecipients.</p> <p><i>Agency Response:</i> The Department agrees with the finding. The Controller's Office staff will analyze the procedure for reviewing the subrecipient audit reports. The procedure will be modified to strengthen the review process to ensure required audit reports are received and include the report on compliance.</p>
12-SA-88	<p>Subrecipient <u>Monitoring:</u></p> <p>Significant Deficiency</p>	<p><u>Subrecipient Monitoring Needs Improvement</u></p> <p>The Department of Public Safety did not communicate all federal award information to subrecipients in the Disaster Grants – Public Assistance program, increasing the risk subrecipients could incorrectly report federal funds in their Schedule of Expenditures of Federal Awards (SEFA) or other federal reporting documents. Additionally, the Department did not monitor subrecipients to ensure applicants provided a valid Dun and Bradstreet Data Universal Numbering System (DUNS) number prior to issuing the subaward. This resulted in noncompliance with federal requirements.</p> <p>The <i>OMB Circular A-133 Compliance Supplement</i> requires the Department to separately identify to each subrecipient, and document at the time of the subaward, the Catalog of Federal Domestic Assistance (CFDA) title and number, award name and number, and name of federal awarding agency. For subawards made on or after October 1, 2010, it also requires the Department to determine whether an applicant has provided a valid DUNS number as part of its subaward application or before the issuance of the award.</p> <p>We noted the following:</p> <ul style="list-style-type: none"> • The Department provided the award name, award number, and name of federal awarding agency at the time of award; however, the CFDA title and number were not communicated. • The Department does not have a procedure in place to ensure applicants are providing a valid DUNS number prior to issuing funds to the subrecipient. The Department believed the Federal Emergency

97.036 DISASTER GRANTS – PUBLIC ASSISTANCE (PRESIDENTIALLY DECLARED DISASTERS)
(continued)**III. Federal Award Findings and Questioned Costs**

U.S. Department of Homeland Security

N.C. Department of Public Safety

For the Fiscal Year Ended June 30, 2012

Type of Finding/ Questioned Costs	Findings and Recommendations
	<p>Management Agency (FEMA) was verifying the validity of the DUNS number at the time of the award. However, our tests of 60 applicants revealed 10 errors (a 17% error rate) consisting of: eight subrecipients that did not provide a valid DUNS number at the time of award and two subrecipients for which there was no DUNS number on file. The Department disbursed \$2.3 million in federal funds to these 10 entities during fiscal 2012.</p> <p><i>Federal Award Information:</i> This finding affects CFDA 97.036 Disaster Grants – Public Assistance program disasters:</p> <ul style="list-style-type: none">• NC Severe Storms, Tornadoes, and Flooding award FEMA-1969-DR-NC, and• NC Hurricane Irene award FEMA-4019-DR-NC. <p><i>Recommendation:</i> The Department should strengthen procedures to ensure subrecipients provide a valid DUNS number prior to issuing the subaward and to ensure all applicable federal award information is communicated to subrecipients at the time of the subaward.</p> <p><i>Agency Response:</i> The Department agrees with the finding. Public Assistance staff will separately identify to each sub recipient, and document at the time of the sub award, the Catalog of Federal Domestic Assistance (CFDA) title and number, award name and number, and name of federal awarding agency and ensure subrecipients provide a valid DUNS number prior to issuing the sub award.</p>

[This Page Left Blank Intentionally]

Summary of Findings and Questioned Costs

**Summary of Findings and Questioned Costs
By Federal Agency**

For the Fiscal Year Ended June 30, 2012

Federal Agency	CFDA	Finding Number	Finding	Questioned Costs
U.S. Department of Agriculture:	10.553	12-SA-1	Corrective Action Plans Not Obtained from Subrecipients	\$ -
				-
	10.555	12-SA-2	Corrective Action Plans Not Obtained from Subrecipients	-
				-
	10.556	12-SA-3	Corrective Action Plans Not Obtained from Subrecipients	-
				-
Total Federal Agency				-
U.S. Department of Housing and Urban Development:	14.228	12-SA-4	Deficiencies in Federal Reporting	-
		12-SA-5	Lack of Segregation of Duties in the Administration of Grants Management System	-
				-
				-
	14.255	12-SA-6	Deficiencies in Federal Reporting	-
		12-SA-7	Lack of Segregation of Duties in the Administration of Grants Management System	-
				-
				-
Total Federal Agency				-
U.S. Department of Labor:	17.225	12-SA-8	Deficiencies in Benefit Integrity's Processing and Monitoring of Overpayment Investigations	-
		12-SA-9	Controls Over System Access Need Improvement	-
				-
				-
	17.258	12-SA-10	Deficiencies in Subrecipient Monitoring	-
				-
	17.259	12-SA-11	Deficiencies in Subrecipient Monitoring	-
				-
	17.260	12-SA-12	Deficiencies in Subrecipient Monitoring	-
				-
	17.278	12-SA-13	Deficiencies in Subrecipient Monitoring	-
				-
				-
Total Federal Agency				-
U.S. Environmental Protection Agency:	66.458	12-SA-14	Inadequate Review Procedures for Subrecipient Audit Reports	-
		12-SA-15	Monitoring of Subrecipient Cash Management Needs Improvement	-
				-

Summary of Findings and Questioned Costs By Federal Agency

For the Fiscal Year Ended June 30, 2012

Federal Agency	CFDA	Finding Number	Finding	Questioned Costs
U.S. Environmental Protection Agency: (continued)	66.468	12-SA-16	Inadequate Review Procedures for Subrecipient Audit Reports	-
		12-SA-17	Monitoring of Subrecipient Cash Management Needs Improvement	-
				-
			Total Federal Agency	-
U.S. Department of Energy:	81.041	12-SA-18	Deficiencies in Cash Management	-
		12-SA-19	Deficiencies in Federal Reporting	-
		12-SA-20	Subrecipient Monitoring Needs Improvement	-
				-
	81.042	12-SA-21	Deficiencies in Cash Management	-
		12-SA-22	Subrecipient Monitoring Needs Improvement	-
				-
			Total Federal Agency	-
U.S. Department of Education:	84.010	12-SA-23	Cash Management Monitoring Needs Improvement	-
		12-SA-24	Deficiencies in Title I Program Monitoring	-
		12-SA-25	Corrective Action Plans Not Obtained from Subrecipients	-
				-
	84.027	12-SA-26	Cash Management Monitoring Needs Improvement	-
		12-SA-27	Corrective Action Plans Not Obtained from Subrecipients	-
				-
	84.031	12-SA-28	Cash Management Controls Need Improvement	-
		12-SA-29	Internal Controls Over Davis-Bacon Requirements Need Improvement	-
		12-SA-30	Internal Controls Over Equipment Need Improvement	-
		12-SA-31	Internal Controls Over Procurement and Suspension and Debarment Need Improvement	-
		12-SA-32	Lack of Controls Over Federal Suspension and Debarment Verification	-
				-
	84.126	12-SA-33	Errors in Claims Payment Process	3,439
		12-SA-34	Noncompliance with Cash Management Requirements	-
		12-SA-35	Deficiencies in Documentation of Participant Eligibility	107
				3,546
	84.173	12-SA-36	Cash Management Monitoring Needs Improvement	-
		12-SA-37	Corrective Action Plans Not Obtained from Subrecipients	-
				-
	84.268	12-SA-38	Untimely Notice to Lender of Changes in Enrollment Status	-
		12-SA-39	Untimely Reconciliation of Direct Loan Disbursements	-
		12-SA-40	Failure to Send Direct Loan Notifications	-
		12-SA-41	Lack of Controls Over Notifications of Disbursements to or on Behalf of Students	-

Summary of Findings and Questioned Costs By Federal Agency

For the Fiscal Year Ended June 30, 2012

Federal Agency	CFDA	Finding Number	Finding	Questioned Costs
U.S. Department of Education: (continued)		12-SA-42	Improvements Needed in Direct Loan Notification Process	-
		12-SA-43	Inadequate Reconciliation of Direct Loans to Supporting College Records	-
		12-SA-44	Student Enrollment Data Not Accurately Reported	-
				-
	84.287	12-SA-45	Cash Management Monitoring Needs Improvement	-
		12-SA-46	Deficiencies in Twenty-First Century Subrecipient Monitoring Process	-
		12-SA-47	Inadequate Controls Over DUNS Number Requirement	-
				-
	84.367	12-SA-48	Cash Management Monitoring Needs Improvement	-
		12-SA-49	Corrective Action Plans Not Obtained from Subrecipients	-
				-
	84.389	12-SA-50	Cash Management Monitoring Needs Improvement	-
		12-SA-51	Deficiencies in Title I Program Monitoring	-
		12-SA-52	Corrective Action Plans Not Obtained from Subrecipients	-
				-
	84.391	12-SA-53	Cash Management Monitoring Needs Improvement	-
		12-SA-54	Corrective Action Plans Not Obtained from Subrecipients	-
				-
	84.392	12-SA-55	Cash Management Monitoring Needs Improvement	-
		12-SA-56	Corrective Action Plans Not Obtained from Subrecipients	-
				-
	84.395	12-SA-57	Cash Management Monitoring Needs Improvement	-
				-
	84.410	12-SA-58	Cash Management Monitoring Needs Improvement	-
		12-SA-59	Corrective Action Plans Not Obtained from Subrecipients	-
				-
			Total Federal Agency	3,546
U.S. Department of Health and Human Services:	93.558	12-SA-60	Deficiencies in County Eligibility Determination Processes	3,240
		12-SA-61	Failure to Properly Report Amounts on the Schedule of Expenditures of Federal Awards (SEFA)	-
				3,240
	93.658	12-SA-62	Failure to Properly Report Amounts on the Schedule of Expenditures of Federal Awards (SEFA)	-
		12-SA-63	Subrecipient Monitoring Process Needs Improvement	-
				-
	93.659	12-SA-64	Deficiencies in County Eligibility Determination Processes	5,700
		12-SA-65	Failure to Properly Report Amounts on the Schedule of Expenditures of Federal Awards (SEFA)	-
				5,700

Summary of Findings and Questioned Costs By Federal Agency

For the Fiscal Year Ended June 30, 2012

Federal Agency	CFDA	Finding Number	Finding	Questioned Costs
U.S. Department of Health and Human Services: (continued)	93.767	12-SA-66	Errors in Provider Billing and Payment Process	249
		12-SA-67	Deficiencies in Cash Management Procedures	-
		12-SA-68	Deficiencies in County Eligibility Determination Processes	-
		12-SA-69	Deficiencies in Subrecipient Monitoring Procedures	-
				<u>249</u>
	93.778	12-SA-70	Errors in Provider Billing and Payment Process	16,068
		12-SA-71	Deficiencies in the Eligibility System Interface Process	-
		12-SA-72	Deficiencies in Cash Management Procedures	-
		12-SA-73	Deficiencies in County Eligibility Determination Processes	49,262
		12-SA-74	Inadequate Follow-Up on Identified Subrecipient Errors	23,082
		12-SA-75	Deficiencies in Monitoring Procedures Over Provider Eligibility and Termination Process	-
		12-SA-76	Deficiencies with Program Integrity Functions	-
		12-SA-77	Deficiencies in Access Control Over the Medicaid Management Information System	-
				<u>88,412</u>
	93.917	12-SA-78	Deficiencies in Cash Management Procedures	-
		12-SA-79	Deficiencies in Eligibility Determinations	21,549
		12-SA-80	Deficiencies with the Drug Discount Program	5,436
				<u>26,985</u>
	93.959	12-SA-81	Monitoring Procedures Need Improvement	-
		12-SA-82	Noncompliance with DUNS Number Requirement	-
		12-SA-83	Failure to Properly Report Amounts on the Schedule of Expenditures of Federal Awards (SEFA)	-
				<u>-</u>
				<u>-</u>
			Total Federal Agency	<u>124,586</u>
U.S. Social Security Administration:	96.001	12-SA-84	Noncompliance with Consultative Examination Costs	235
		12-SA-85	Deficiencies in Maintaining Vendor File	-
				<u>235</u>
			Total Federal Agency	<u>235</u>
U.S. Department of Homeland Security:	97.036	12-SA-86	Deficiencies in Internal Control Over Access to Public Assistance Management System	-
		12-SA-87	Review of Subrecipient Audit Reports Needs Improvement	-
		12-SA-88	Subrecipient Monitoring Needs Improvement	-
				<u>-</u>
			Total Federal Agency	<u>-</u>
Total Questioned Costs				<u>\$ 128,367</u>

**Summary of Findings and Questioned Costs
By State Agency**

For the Fiscal Year Ended June 30, 2012

State Agency		Finding Numbers	Questioned Costs
Central Piedmont Community College:	1 Untimely Notice to Lender of Changes in Enrollment Status	12-SA-38	\$ -
		Total State Agency	-
Commerce:	2 Deficiencies in Federal Reporting	12-SA-4, 12-SA-6	-
	3 Lack of Segregation of Duties in the Administration of Grants Management System	12-SA-5, 12-SA-7	-
	4 Deficiencies in Benefit Integrity's Processing and Monitoring of Overpayment Investigations	12-SA-8	-
	5 Controls Over System Access Need Improvement	12-SA-9	-
	6 Deficiencies in Subrecipient Monitoring	12-SA-10, 12-SA-11, 12-SA-12, 12-SA-13	-
	7 Deficiencies in Cash Management	12-SA-18	-
	8 Deficiencies in Federal Reporting	12-SA-19	-
	9 Subrecipient Monitoring Needs Improvement	12-SA-20	-
	10 Deficiencies in Cash Management	12-SA-21	-
	11 Subrecipient Monitoring Needs Improvement	12-SA-22	-
		Total State Agency	-
Environment and Natural Resources:	15 Inadequate Review Procedures for Subrecipient Audit Reports	12-SA-14, 12-SA-16	-
	16 Monitoring of Subrecipient Cash Management Needs Improvement	12-SA-15, 12-SA-17	-
		Total State Agency	-
Fayetteville State University:	17 Cash Management Controls Need Improvement	12-SA-28	-
	18 Internal Controls Over Davis-Bacon Requirements Need Improvement	12-SA-29	-
	19 Internal Controls Over Equipment Need Improvement	12-SA-30	-
	20 Internal Controls Over Procurement and Suspension and Debarment Need Improvement	12-SA-31	-
		Total State Agency	-
Health and Human Services:	21 Errors in Claims Payment Process	12-SA-33	3,439
	22 Noncompliance with Cash Management Requirements	12-SA-34	-
	23 Deficiencies in Documentation of Participant Eligibility	12-SA-35	107
	24 Deficiencies in County Eligibility Determination Processes	12-SA-60	3,240
	25 Failure to Properly Report Amounts on the Schedule of Expenditures of Federal Awards (SEFA)	12-SA-61, 12-SA-62, 12-SA-65, 12-SA-83	-
	26 Subrecipient Monitoring Process Needs Improvement	12-SA-63	-

Summary of Findings and Questioned Costs By State Agency

For the Fiscal Year Ended June 30, 2012

State Agency		Finding Numbers	Questioned Costs
Health and Human Services: (continued)	27 Deficiencies in County Eligibility Determination Processes	12-SA-64	5,700
	28 Errors in Provider Billing and Payment Process	12-SA-66	249
	29 Deficiencies in Cash Management Procedures	12-SA-67	-
	30 Deficiencies in County Eligibility Determination Processes	12-SA-68	-
	31 Deficiencies in Subrecipient Monitoring Procedures	12-SA-69	-
	32 Errors in Provider Billing and Payment Process	12-SA-70	16,068
	33 Deficiencies in the Eligibility System Interface Process	12-SA-71	-
	34 Deficiencies in Cash Management Procedures	12-SA-72	-
	35 Deficiencies in County Eligibility Determination Processes	12-SA-73	49,262
	36 Inadequate Follow-Up on Identified Subrecipient Errors	12-SA-74	23,082
	37 Deficiencies in Monitoring Procedures Over Provider Eligibility and Termination Process	12-SA-75	-
	38 Deficiencies with Program Integrity Functions	12-SA-76	-
	39 Deficiencies in Access Control Over the Medicaid Management Information System	12-SA-77	-
	40 Deficiencies in Cash Management Procedures	12-SA-78	-
	41 Deficiencies in Eligibility Determinations	12-SA-79	21,549
	42 Deficiencies with the Drug Discount Program	12-SA-80	5,436
	43 Monitoring Procedures Need Improvement	12-SA-81	-
	44 Noncompliance with DUNS Number Requirement	12-SA-82	-
	45 Noncompliance with Consultative Examination Costs	12-SA-84	235
	46 Deficiencies in Maintaining Vendor File	12-SA-85	-
		Total State Agency	128,367
Public Instruction:	47 Corrective Action Plans Not Obtained from Subrecipients	12-SA-1, 12-SA-2, 12-SA-3, 12-SA-25, 12-SA-27, 12-SA-37, 12-SA-49, 12-SA-52, 12-SA-54, 12-SA-56, 12-SA-59	-
	48 Cash Management Monitoring Needs Improvement	12-SA-23, 12-SA-26, 12-SA-36, 12-SA-45, 12-SA-48, 12-SA-50, 12-SA-53, 12-SA-55, 12-SA-57, 12-SA-58	-
	49 Deficiencies in Title I Program Monitoring	12-SA-24, 12-SA-51	-
	50 Deficiencies in Twenty-First Century Subrecipient Monitoring Process	12-SA-46	-
	51 Inadequate Controls Over DUNS Number Requirement	12-SA-47	-
		Total State Agency	-

Summary of Findings and Questioned Costs By State Agency

For the Fiscal Year Ended June 30, 2012

State Agency		Finding Numbers	Questioned Costs
Public Safety:	12 Deficiencies in Internal Control Over Access to Public Assistance Management System	12-SA-86	-
	13 Review of Subrecipient Audit Reports Needs Improvement	12-SA-87	-
	14 Subrecipient Monitoring Needs Improvement	12-SA-88	-
		Total State Agency	-
University of North Carolina at Charlotte:	52 Untimely Reconciliation of Direct Loan Disbursements	12-SA-39	-
	53 Failure to Send Direct Loan Notifications	12-SA-40	-
		Total State Agency	-
University of North Carolina at Pembroke:	54 Lack of Controls Over Notifications of Disbursements to or on Behalf of Students	12-SA-41	-
		Total State Agency	-
University of North Carolina at Wilmington:	55 Improvements Needed in Direct Loan Notification Process	12-SA-42	-
		Total State Agency	-
Wake Technical Community College:	56 Inadequate Reconciliation of Direct Loans to Supporting College Records	12-SA-43	-
	57 Student Enrollment Data Not Accurately Reported	12-SA-44	-
		Total State Agency	-
Winton-Salem State University:	58 Lack of Controls Over Federal Suspension and Debarment Verification	12-SA-32	-
		Total State Agency	-
Total Questioned Costs			\$ 128,367

AUDITEE'S SECTION

[This Page Left Blank Intentionally]

**Schedule of Expenditures of Federal Awards
For the Year Ended June 30, 2012**

**Prepared by
Office of the State Controller**

SCHEDULE OF EXPENDITURES OF FEDERAL AWARDS (SUMMARY)

For the Fiscal Year Ended June 30, 2012

Federal CFDA Number	Program Expenditures	Subrecipient Expenditures	CFDA Program Title or Cluster Title
AGEC	31,202,016	26,815,930	Aging Cluster
CCDF	286,644,405	272,137,001	CCDF Cluster
CHNC	489,476,058	488,235,591	Child Nutrition Cluster
CSBG	15,451,970	14,719,325	CSBG Cluster
DISI	62,227,105	61,653	Disability Insurance/SSI Cluster
EFAC	15,251,256	14,211,564	Emergency Food Assistance Cluster
EHCY	1,764,629	1,322,914	Education of Homeless Children and Youth Cluster
EITS	15,394,567	1,606,148	Early Intervention Services (IDEA) Cluster
EMPS	31,986,662		Employment Service Cluster
ETSG	3,829,893	3,340,564	Educational Technology State Grants Cluster
F&WC	17,518,668	17,681	Fish and Wildlife Cluster
FGSC	823,956		Foster Grandparent/Senior Companion Cluster
HCCL	1,778,913	1,072,465	Health Centers Cluster
HDST	2,052,526	148,252	Head Start Cluster
HPCC	1,205,235,682	55,130,954	Highway Planning and Construction Cluster
HVCL	4,096,384	3,672,393	Housing Voucher Cluster
HWSC	12,720,535	6,454,365	Highway Safety Cluster
ILOB	901,210		Independent Living Services for Older Individuals Who Are Blind Cluster
ILSG	678,155	607,921	Independent Living State Grants Cluster
IMMC	113,046,098	2,880,145	Immunization Cluster
JAGP	15,426,447	3,311,476	JAG Program Cluster
MEDC	8,041,984,535	167,516,676	Medicaid Cluster
PWED	748,224		Economic Development Cluster
RD	850,878,045	136,371,987	Research and Development Cluster
SCPC	65,556,896	57,442,143	CDBG-State-Administered CDBG Cluster
SDSD	645,265		Statewide Data Systems Cluster
SFAC	2,307,918,734	123	Student Financial Assistance Cluster
SFSF	9,515,343	9,515,343	State Fiscal Stabilization Fund Cluster
SIGC	30,964,865	28,855,322	School Improvement Grants Cluster
SNAP	2,534,866,065	72,385,997	Supplemental Nutrition Assistance Program (SNAP)
SPED	349,244,011	335,683,189	Special Education Cluster (IDEA)
TANF	257,919,629	188,296,318	TANF Cluster
TIPA	404,651,320	398,902,984	Title I, Part A Cluster
TQPG	2,776,858	310,351	Teacher Quality Partnership Grants Cluster
TRIO	17,367,624	44,115	TRIO Cluster
TSPC	4,324,400	4,231,935	Transit Services Programs Cluster
VRHC	111,122,720		Vocational Rehabilitation Cluster
WIAC	110,814,358	86,612,159	WIA Cluster
10	1,094,374	3,899	U. S. Department of Agriculture
10.001	425,324	6,057	Agricultural Research-Basic and Applied Research
10.025	2,401,389		Plant and Animal Disease, Pest Control, and Animal Care
10.153	5,000		Market News
10.163	197,822		Market Protection and Promotion
10.168	7,548		Farmers' Market Promotion Program
10.169	33,637		Specialty Crop Block Grant Program
10.170	863,926		Specialty Crop Block Grant Program-Farm Bill
10.200	110,717		Grants for Agricultural Research, Special Research Grants
10.203	197,131		Payments to Agricultural Experiment Stations Under the Hatch Act
10.206	6,227		Grants for Agricultural Research-Competitive Research-Grants
10.210	351,772		Food and Agricultural Sciences National Needs Graduate Fellowship Grants
10.215	108,951		Sustainable Agriculture Research and Education
10.216	952,108	161,897	1890 Institution Capacity Building Grants
10.217	420,140	110,060	Higher Education Challenge Grants
10.220	41,554		Higher Education Multicultural Scholars Program
10.224	1,915,109	92,102	Fund for Rural America-Research, Education, and Extension Activities
10.250	339,276		Agricultural and Rural Economic Research, Cooperative Agreements and Collaborations
10.253	2,669		Food Assistance and Nutrition Research Programs (FANRP)
10.303	533,178	39,762	Integrated Programs
10.305	29,637		International Science and Education Grants
10.310	1,306,382	24,416	Agriculture and Food Research Initiative (AFRI)
10.311	211,902	68,800	Beginning Farmer and Rancher Development Program

SCHEDULE OF EXPENDITURES OF FEDERAL AWARDS (SUMMARY)

For the Fiscal Year Ended June 30, 2012

Federal CFDA Number	Program Expenditures	Subrecipient Expenditures	CFDA Program Title or Cluster Title
10.435	96,953	54,647	State Mediation Grants
10.455	57,716		Community Outreach and Assistance Partnership Program
10.475	3,927,744		Cooperative Agreements with States for Intrastate Meat and Poultry Inspection
10.479	196,239		Food Safety Cooperative Agreements
10.500	11,400,888	279,672	Cooperative Extension Service
10.557	202,986,002	48,933,176	Special Supplemental Nutrition Program for Women, Infants, and Children
10.558	85,838,436	85,004,005	Child and Adult Care Food Program
10.560	6,032,735		State Administrative Expenses for Child Nutrition
10.565	338,150	338,150	Commodity Supplemental Food Program
10.567	513,280	328,413	Food Distribution Program on Indian Reservations
10.572	184,065		WIC Farmers' Market Nutrition Program (FMNP)
10.576	71,061		Senior Farmers Market Nutrition Program
10.578	362,150		WIC Grants To States (WGS)
10.578	4,962,164		ARRA - WIC Grants To States (WGS)
10.579	1,098,969	924,434	Child Nutrition Discretionary Grants Limited Availability
10.582	3,405,526	3,323,249	Fresh Fruit and Vegetable Program
10.583	29,540		Hunger Free Communities
10.588	49,241		Assessment of Alternatives to Face-to-Face Interviews in SNAP
10.652	583,612		Forestry Research
10.664	3,206,333		Cooperative Forestry Assistance
10.676	2,071		Forest Legacy Program
10.678	87,575		Forest Stewardship Program
10.680	873,507		Forest Health Protection
10.681	17,623		Wood Education and Resource Center (WERC)
10.688	1,213,548		ARRA - Recovery Act of 2009: Wildland Fire Management
10.771	71,880		Rural Cooperative Development Grants
10.855	185,346		Distance Learning and Telemedicine Loans and Grants
10.902	634,250		Soil and Water Conservation
10.903	1,268		Soil Survey
10.912	215,776	22,658	Environmental Quality Incentives Program
10.962	10,980		Cochran Fellowship Program-International Training-Foreign Participant
11	213,150		U. S. Department of Commerce
11.008	34,875		NOAA Mission-Related Education Awards
11.112	453		ARRA - Market Development Cooperator Program
11.303	227,976		Economic Development-Technical Assistance
11.400	29,251		Geodetic Surveys and Services (Geodesy and Applications of the National Geodetic Reference System)
11.417	980,494	184,972	Sea Grant Support
11.427	49,541		Fisheries Development and Utilization Research and Development Grants and Cooperative Agreements Program
11.431	70,398		Climate and Atmospheric Research
11.432	2,466		National Oceanic and Atmospheric Administration (NOAA) Cooperative Institutes
11.433	417		Marine Fisheries Initiative
11.435	99,886		Southeast Area Monitoring and Assessment Program
11.439	83,229		Marine Mammal Data Program
11.440	3,905		Environmental Sciences, Applications, Data, and Education
11.460	85,084		Special Oceanic and Atmospheric Projects
11.463	36,339		Habitat Conservation
11.463	7,193		ARRA - Habitat Conservation
11.469	243,726	16,802	Congressionally Identified Awards and Projects
11.472	345,648		Unallied Science Program
11.473	14,759		Coastal Services Center
11.550	139,485		Public Telecommunications Facilities Planning and Construction
11.555	10,706,285	10,698,285	Public Safety Interoperable Communications Grant Program
11.557	159,569		Broadband Technology Opportunities Program (BTOP)
11.557	485,013	49,100	ARRA - Broadband Technology Opportunities Program (BTOP)
11.609	188,641		Measurement and Engineering Research and Standards
11.609	22,831		ARRA - Measurement and Engineering Research and Standards
11.611	820,364	208,000	Manufacturing Extension Partnership
12	2,586,221		U. S. Department of Defense
12.002	445,555		Procurement Technical Assistance for Business Firms
12.114	9,212		Collaborative Research and Development
12.300	1,181,267	221,265	Basic and Applied Scientific Research
12.351	51,914		Basic Scientific Research-Combating Weapons of Mass Destruction
12.400	4,481,494		Military Construction, National Guard

SCHEDULE OF EXPENDITURES OF FEDERAL AWARDS (SUMMARY)

For the Fiscal Year Ended June 30, 2012

Federal CFDA Number	Program Expenditures	Subrecipient Expenditures	CFDA Program Title or Cluster Title
12.400	977,841		ARRA - Military Construction, National Guard
12.401	25,076,431		National Guard Military Operations and Maintenance (O&M) Projects
12.401	27,841		ARRA - National Guard Military Operations and Maintenance (O&M) Projects
12.404	2,888,077		National Guard Challenge Program
12.420	1,071,434	7,383	Military Medical Research and Development
12.431	2,039,595		Basic Scientific Research
12.630	311,871	89,666	Basic, Applied, and Advanced Research in Science and Engineering
12.750	343,464		Uniformed Services University Medical Research Projects
12.800	432,098	162,142	Air Force Defense Research Sciences Program
12.900	135,557		Language Grant Program
12.901	20,461	10,247	Mathematical Sciences Grants Program
12.902	54,963		Information Security Grant Program
14	81,140		U. S. Department of Housing and Urban Development
14.169	26,475		Housing Counseling Assistance Program
14.171	39,825		Manufactured Home Dispute Resolution
14.231	2,481,638	2,379,871	Emergency Shelter Grants Program
14.241	2,285,636	2,239,875	Housing Opportunities for Persons with AIDS
14.401	138,737		Fair Housing Assistance Program-State and Local
14.520	1,540,956	124,410	Historically Black Colleges and Universities Program
14.703	39,848		Sustainable Communities Regional Planning Grant Program
14.704	1,901		Community Challenge Planning Grants and the Department of Transportation's TIGER II Planning Grants
14.900	315,864		Lead-Based Paint Hazard Control in Privately-Owned Housing
14.906	2,667		Healthy Homes Technical Studies Grants
15	102,647		U. S. Department of Interior
15.235	27,963		Southern Nevada Public Land Management
15.423	51,697		Minerals Management Service (MMS) Environmental Studies Program (ESP)
15.608	21,195		Fish and Wildlife Management Assistance
15.614	381,885		Coastal Wetlands Planning, Protection and Restoration Act
15.615	305,339		Cooperative Endangered Species Conservation Fund
15.616	17,599	13,573	Clean Vessel Act
15.622	82,541		Sportfishing and Boating Safety Act
15.626	240,355		Enhanced Hunter Education and Safety Program
15.631	270		Partners for Fish and Wildlife
15.634	1,343,381		State Wildlife Grants
15.649	23,848		Service Training and Technical Assistance (Generic Training)
15.650	75,955		Research Grants (Generic)
15.657	86,832		Endangered Species Conservation-Recovery Implementation Funds
15.660	28,838		Endangered Species-Candidate Conservation Action Funds
15.805	20,072		Assistance to State Water Resources Research Institutes
15.807	26,212		Earthquake Hazards Reduction Program
15.808	138,303		U. S. Geological Survey-Research and Data Collection
15.809	4,376		National Spatial Data Infrastructure Cooperative Agreements Program
15.810	21,124		National Cooperative Geologic Mapping Program
15.811	7,500		Gap Analysis Program
15.816	325		Minerals Resources External Research Program
15.904	925,075	80,482	Historic Preservation Fund Grants-In-Aid
15.916	100,000		Outdoor Recreation-Acquisition, Development and Planning
15.923	46,723		National Center for Preservation Technology and Training
15.923	398,812		ARRA - National Center for Preservation Technology and Training
15.926	15,700		American Battlefield Protection
15.931	48,290		Conservation Activities by Youth Service Organizations
15.945	243,800		Cooperative Research and Training Programs-Resources of the National Park System
16	342,581		U. S. Department of Justice
16.004	9,734		Law Enforcement Assistance-Narcotics and Dangerous Drugs Training
16.013	53,809		Violence Against Women Act Court Training and Improvement Grants
16.017	243,039	243,039	Sexual Assault Services Formula Program
16.523	999,928	876,976	Juvenile Accountability Block Grants
16.525	90,960		Grants to Reduce Domestic Violence, Dating Violence, Sexual Assault, and Stalking on Campus
16.540	675,492	208,212	Juvenile Justice and Delinquency Prevention-Allocation to States
16.543	395,498		Missing Children's Assistance
16.548	1,208	1,208	Title V-Delinquency Prevention Program
16.550	36,122		State Justice Statistics Program for Statistical Analysis Centers
16.554	34,419		National Criminal History Improvement Program (NCHIP)
16.560	563,980		National Institute of Justice Research, Evaluation, and Development Project Grants

SCHEDULE OF EXPENDITURES OF FEDERAL AWARDS (SUMMARY)

For the Fiscal Year Ended June 30, 2012

Federal CFDA Number	Program Expenditures	Subrecipient Expenditures	CFDA Program Title or Cluster Title
16.575	12,037,354	10,622,962	Crime Victim Assistance
16.576	2,291,809	2,210,278	Crime Victim Compensation
16.579	38,589		Edward Byrne Memorial Formula Grant Program
16.580	169,780	123,795	Edward Byrne Memorial State and Local Law Enforcement Assistance Discretionary Grants Program
16.585	312,093		Drug Court Discretionary Grant Program
16.588	2,860,810	2,163,037	Violence Against Women Formula Grants
16.588	804,440	525,306	ARRA - Violence Against Women Formula Grants
16.590	245,409		Grants to Encourage Arrest Policies and Enforcement of Protection Orders Program
16.593	131,579		Residential Substance Abuse Treatment for State Prisoners
16.606	3,869,772		State Criminal Alien Assistance Program
16.607	86,316		Bulletproof Vest Partnership Program
16.609	400,215	377,174	Project Safe Neighborhoods
16.710	1,082,405		Public Safety Partnership and Community Policing Grants
16.726	75,899	21,429	Juvenile Mentoring Program
16.727	265,713	248,603	Enforcing Underage Drinking Laws Program
16.731	4,597		Tribal Youth Program
16.735	7,143		Protecting Inmates and Safeguarding Communities Discretionary Grant Program
16.740	140,372		Statewide Automated Victim Information Notification (SAVIN) Program
16.741	836,224		Forensic DNA Backlog Reduction Program
16.742	456,790		Paul Coverdell Forensic Sciences Improvement Grant Program
16.744	628,026	628,026	Anti-Gang Initiative
16.746	88,986		Capital Case Litigation
16.751	137,699		Edward Byrne Memorial Competitive Grant Program
16.753	340,619		Congressionally Recommended Awards
16.758	8,687		Improving the Investigation and Prosecution of Child Abuse and the Regional and Local Children's Advocacy Centers
16.800	143,663		ARRA - Recovery Act - Internet Crimes against Children Task Force Program (ICAC)
16.801	228,146	197,504	ARRA - Recovery Act - State Victim Assistance Formula Grant Program
16.810	81,487		ARRA - Recovery Act - Assistance to Rural Law Enforcement to Combat Crime and Drugs Competitive Grant Program
16.816	247,708	247,708	John R. Justice Prosecutors and Defenders Incentive Act
17.002	2,075,814		Labor Force Statistics
17.005	160,193		Compensation and Working Conditions
17.225	3,031,954,997		Unemployment Insurance
17.225	295,877,524		ARRA - Unemployment Insurance
17.235	2,726,837	2,617,665	Senior Community Service Employment Program
17.245	16,432,604		Trade Adjustment Assistance
17.261	159,583		WIA Pilots, Demonstrations, and Research Projects
17.265	278,218	90,468	Native American Employment and Training
17.267	420,167	365,504	Incentive Grants-WIA Section 503
17.268	59,438		H-1B Job Training Grants
17.269	89,424		Community Based Job Training Grants
17.275	201,079		Program of Competitive Grants for Worker Training and Placement in High Growth and Emerging Industry Sectors
17.275	5,645,456	2,170,266	ARRA - Program of Competitive Grants for Worker Training and Placement in High Growth and Emerging Industry Sectors
17.276	892,600	892,600	ARRA - Health Care Tax Credit (HCTC) National Emergency Grants (NEGs)
17.277	1,392,978	1,064,364	Workforce Investment Act (WIA) National Emergency Grants
17.277	281,921		ARRA - Workforce Investment Act (WIA) National Emergency Grants
17.282	1,690,716		Trade Adjustment Assistance Community College and Career Training (TAACCCT) Grants
17.503	6,170,387		Occupational Safety and Health-State Program
17.504	1,424,848		Consultation Agreements
17.600	183,860		Mine Health and Safety Grants
17.807	26,385		Transition Assistance Program
19.014	21,487		One-Time International Exchange Grant Program
19.408	183,998		Academic Exchange Programs-Teachers
19.415	2,911	7,800	Professional and Cultural Exchange Programs-Citizen Exchanges
20	525,339		U. S. Department of Transportation
20.106	24,644,525	24,502,332	Airport Improvement Program
20.200	65,783		Highway Research and Development Program
20.215	19,209		Highway Training and Education
20.218	3,998,822		National Motor Carrier Safety
20.231	62,902		Performance and Registration Information Systems Management
20.232	285,248		Commercial Driver's License Program Improvement Grant
20.234	285,453		Safety Data Improvement Program

SCHEDULE OF EXPENDITURES OF FEDERAL AWARDS (SUMMARY)

For the Fiscal Year Ended June 30, 2012

Federal CFDA Number	Program Expenditures	Subrecipient Expenditures	CFDA Program Title or Cluster Title
20.237	775,534		Commercial Vehicle Information Systems and Networks
20.238	270,947		Commercial Drivers License Information System (CDLIS) Modernization Grant
20.312	619		High Speed Ground Transportation-Next Generation High Speed Rail Program
20.313	7,817		Railroad Research and Development
20.319	19,849		High-Speed Rail Corridors and Intercity Passenger Rail Service-Capital Assistance Grants
20.319	21,620,679		ARRA - High-Speed Rail Corridors and Intercity Passenger Rail Service-Capital Assistance Grants
20.505	495,596	378,251	Metropolitan Transportation Planning
20.509	23,932,237	22,524,351	Formula Grants for Other Than Urbanized Areas
20.509	3,871,215	2,879,537	ARRA - Formula Grants for Other Than Urbanized Areas
20.604	297,400		Safety Incentive Grants for Use of Seatbelts
20.614	26,167		National Highway Traffic Safety Administration (NHTSA) Discretionary Safety Grants
20.700	45,000		Pipeline Safety Program Base Grants
20.701	630,774	3,023	University Transportation Centers Program
20.703	513,725	327,765	Interagency Hazardous Materials Public Sector Training and Planning Grants
20.721	75,300		PHMSA Pipeline Safety Program One Call Grant
20.930	7,184		Payments for Small Community Air Service Development
23.000	50,002		U. S. Appalachian Regional Commission
23.001	21,308	2,583	Appalachian Regional Development
23.002	1,954		Appalachian Area Development
23.011	604,325	226,462	Appalachian Research, Technical Assistance, and Demonstration Projects
30	55,750		U. S. Equal Employment Opportunity Commission
39.003	9,880,035		Donation of Federal Surplus Personal Property
42	424,066	308,410	Library of Congress
43	891,823	24,420	National Aeronautics and Space Administration
43.001	571,310	25,250	Science
43.008	11,841		Education
45	700		Federal Council on the Arts and the Humanities
45.024	59,232	1,800	Promotion of the Arts-Grants to Organizations and Individuals
45.025	943,291	296,500	Promotion of the Arts-Partnership Agreements
45.129	2,021		Promotion of the Humanities-Federal/State Partnership
45.149	6,385		Promotion of the Humanities-Division of Preservation and Access
45.160	16		Promotion of the Humanities-Fellowships and Stipends
45.161	270,969		Promotion of the Humanities-Research
45.162	8,948		Promotion of the Humanities-Teaching and Learning Resources and Curriculum Development
45.163	34,660		Promotion of the Humanities-Professional Development
45.164	956		Promotion of the Humanities-Public Programs
45.169	89,854		Promotion of the Humanities-Office of Digital Humanities
45.307	12,694		21st Century Museum Professionals
45.310	4,397,827	2,785,987	Grants to States
45.312	274,934		National Leadership Grants
45.313	633,720		Laura Bush 21st Century Librarian Program
47	300,905		National Science Foundation
47.041	2,547,403	30,676	Engineering Grants
47.049	1,931,737		Mathematical and Physical Sciences
47.050	888,882	165,240	Geosciences
47.070	2,923,182	274,040	Computer and Information Science and Engineering
47.074	2,689,115	72,841	Biological Sciences
47.075	829,372	220,690	Social, Behavioral, and Economic Sciences
47.076	11,219,402	1,211,475	Education and Human Resources
47.078	257,267	62,872	Polar Programs
47.079	220,932		International Science and Engineering (OISE)
47.080	83,648		Office of Cyberinfrastructure
47.082	10,065		Trans-NSF Recovery Act Research Support
47.082	2,441,808	71,817	ARRA - Trans-NSF Recovery Act Research Support
59	368,990		U. S. Small Business Administration
59.037	3,999,845	2,200	Small Business Development Centers
59.044	183,899		Veterans Business Development
59.058	30,839		Federal and State Technology Partnership Program
59.059	100,000		Congressional Grants
59.061	148,592		State Trade and Export Promotion Pilot Grant Program
64.005	5,363		Grants to States for Construction of State Home Facilities
64.005	10,327,008		ARRA - Grants to States for Construction of State Home Facilities
64.016	52,173		Veterans State Hospital Care
64.018	15,492		Sharing Specialized Medical Resources

SCHEDULE OF EXPENDITURES OF FEDERAL AWARDS (SUMMARY)

For the Fiscal Year Ended June 30, 2012

Federal CFDA Number	Program Expenditures	Subrecipient Expenditures	CFDA Program Title or Cluster Title
64.028	265,890		Post-9/11 Veterans Educational Assistance
64.124	375,127		All-Volunteer Force Educational Assistance
66	49,568		U. S. Environmental Protection Agency
66.032	156,611		State Indoor Radon Grants
66.034	88,028		Surveys, Studies, Research, Investigations, Demonstrations, and Special Purpose Activities Relating to the Clean Air Act
66.040	558,948		State Clean Diesel Grant Program
66.202	882,883		Congressionally Mandated Projects
66.432	3,702,812		State Public Water System Supervision
66.433	74,336		State Underground Water Source Protection
66.454	223,787		Water Quality Management Planning
66.454	173,122		ARRA - Water Quality Management Planning
66.456	631,532		National Estuary Program
66.458	65,644,016	23,904,443	Capitalization Grants for Clean Water State Revolving Funds
66.458	24,177,365	3,492,224	ARRA - Capitalization Grants for Clean Water State Revolving Funds
66.460	4,593,334	-9,500	Nonpoint Source Implementation Grants
66.468	46,607,203	10,948,064	Capitalization Grants for Drinking Water State Revolving Funds
66.468	22,859,869	5,468,140	ARRA - Capitalization Grants for Drinking Water State Revolving Funds
66.471	206,860		State Grants to Reimburse Operators of Small Water Systems for Training and Certification Costs
66.472	356,943		Beach Monitoring and Notification Program Implementation Grants
66.474	503,014		Water Protection Grants to the States
66.479	59,917		Wetland Program Grants-State/Tribal Environmental Outcome Wetland Demonstration Program
66.509	82,562		Science To Achieve Results (STAR) Research Program
66.511	99,838		Office of Research and Development Consolidated Research/Training/Fellowships
66.516	53,567		P3 Award: National Student Design Competition for Sustainability
66.605	750,799		Performance Partnership Grants
66.608	655		Environmental Information Exchange Network Grant Program and Related Assistance
66.611	81,871		Environmental Policy and Innovation Grants
66.701	75,149		Toxic Substances Compliance Monitoring Cooperative Agreements
66.707	265,516		TSCA Title IV State Lead Grants Certification of Lead-Based Paint Professionals
66.709	184,010		Multi-Media Capacity Building Grants for States and Tribes
66.716	13,861		Research, Development, Monitoring, Public Education, Training, Demonstrations, and Studies
66.717	2,480		Source Reduction Assistance
66.801	2,264,279		Hazardous Waste Management State Program Support
66.802	1,969,961		Superfund State, Political Subdivision, and Indian Tribe Site-Specific Cooperative Agreements
66.804	1,483,744		Underground Storage Tank Prevention, Detection and Compliance Program
66.805	2,135,493		Leaking Underground Storage Tank Trust Fund Corrective Action Program
66.805	2,340,338		ARRA - Leaking Underground Storage Tank Trust Fund Corrective Action Program
77	77,837		Nuclear Regulatory Commission
77.006	16,845		U. S. Nuclear Regulatory Commission Nuclear Education Grant Program
77.008	21,766		U. S. Nuclear Regulatory Commission Scholarship and Fellowship Program
81	1,066,750	25,549	U. S. Department of Energy
81	40,993		ARRA - U. S. Department of Energy
81.041	2,098,427	629,560	State Energy Program
81.041	49,683,750	46,000,335	ARRA - State Energy Program
81.042	9,593,999	8,979,892	Weatherization Assistance for Low-Income Persons
81.042	36,883,441	34,922,067	ARRA - Weatherization Assistance for Low-Income Persons
81.049	145,285		Office of Science Financial Assistance Program
81.086	134,352	51,255	Conservation Research and Development
81.086	805,918	490,999	ARRA - Conservation Research and Development
81.087	870,481	298,040	Renewable Energy Research and Development
81.087	221,401		ARRA - Renewable Energy Research and Development
81.117	531,470		Energy Efficiency and Renewable Energy Information Dissemination, Outreach, Training and Technical Analysis/Assistance
81.117	22,972		ARRA - Energy Efficiency and Renewable Energy Information Dissemination, Outreach, Training and Technical Analysis/Assistance
81.119	510,251	166,763	State Energy Program Special Projects
81.121	50,001		Nuclear Energy Research, Development and Demonstration
81.122	828,097		ARRA - Electricity Delivery and Energy Reliability, Research, Development and Analysis
81.128	15,936,266	14,779,539	ARRA - Energy Efficiency and Conservation Block Grant Program (EECBG)
81.135	2,072		Advanced Research and Projects Agency-Energy Financial Assistance Program
84	4,478,721	807,490	U. S. Department of Education
84.002	16,478,724	14,391,241	Adult Education-Basic Grants to States
84.011	5,462,927	4,487,967	Migrant Education-State Grant Program
84.013	877,947	870,479	Title I State Agency Program for Neglected and Delinquent Children and Youth

SCHEDULE OF EXPENDITURES OF FEDERAL AWARDS (SUMMARY)

For the Fiscal Year Ended June 30, 2012

Federal CFDA Number	Program Expenditures	Subrecipient Expenditures	CFDA Program Title or Cluster Title
84.015	12,434		National Resource Centers Program for Foreign Language and Area Studies or Foreign Language and International Studies Program and Foreign Language and Area Studies Fellowship Program
84.016	122,270		Undergraduate International Studies and Foreign Language Programs
84.021	57,361		Overseas Programs-Group Projects Abroad
84.031	46,824,695	205,306	Higher Education-Institutional Aid
84.048	34,381,603	18,301,455	Career and Technical Education – Basic Grants to States
84.116	737,044	133,504	Fund for the Improvement of Postsecondary Education
84.120	476,585	12,000	Minority Science and Engineering Improvement
84.129	702,039		Rehabilitation Long-Term Training
84.141	471,581		Migrant Education-High School Equivalency Program
84.144	20,574		Migrant Education-Coordination Program
84.153	12,875		Business and International Education Projects
84.160	121		Training Interpreters for Individuals who are Deaf and Individuals who are Deaf-Blind
84.161	320,693		Rehabilitation Services-Client Assistance Program
84.184	35,975	11,664	Safe and Drug-Free Schools and Communities-National Programs
84.185	222,000		Byrd Honors Scholarships
84.186	456,945	350,516	Safe and Drug-Free Schools and Communities-State Grants
84.187	641,989		Supported Employment Services for Individuals with the Most Significant Disabilities
84.200	959,518		Graduate Assistance in Areas of National Need
84.213	445,078	415,287	Even Start-State Educational Agencies
84.215	212,658		Fund for the Improvement of Education
84.224	862,944		Assistive Technology
84.243	822,834	137,970	Tech-Prep Education
84.265	260,821		Rehabilitation Training-State Vocational Rehabilitation Unit In-Service Training
84.283	117,146		Comprehensive Centers
84.287	35,620,422	34,469,517	Twenty-First Century Community Learning Centers
84.299	153,398		Indian Education – Special Programs for Indian Children
84.305	880,472	324,493	Education Research, Development and Dissemination
84.310	12,364		Parental Information and Resource Centers
84.315	390,643		Capacity Building for Traditionally Underserved Populations
84.323	1,434,639	1,067,997	Special Education-State Personnel Development
84.324	1,019,687		Research in Special Education
84.325	2,767,583	10,620	Special Education-Personnel Development to Improve Services and Results for Children with Disabilities
84.326	1,278,558	579,842	Special Education-Technical Assistance and Dissemination to Improve Services and Results for Children with Disabilities
84.327	16,867		Special Education-Technology and Media Services for Individuals with Disabilities
84.330	550,918		Advanced Placement Program (Advanced Placement Test Fee; Advanced Placement Incentive Program Grants)
84.331	460,227		Grants to States for Workplace and Community Transition Training for Incarcerated Individuals
84.334	4,212,401	1,634,259	Gaining Early Awareness and Readiness for Undergraduate Programs
84.335	32,843		Child Care Access Means Parents in School
84.349	28,376		Early Childhood Educator Professional Development
84.350	725,829	398,132	Transition to Teaching
84.358	5,162,399	4,826,987	Rural Education
84.363	615,681		School Leadership
84.365	14,996,774	14,248,817	English Language Acquisition Grants
84.366	5,824,411	5,326,710	Mathematics and Science Partnerships
84.367	57,924,714	56,089,546	Improving Teacher Quality State Grants
84.368	1,070,600	15,000	Grants for Enhanced Assessment Instruments
84.369	7,044,471		Grants for State Assessments and Related Activities
84.370	872		DC School Choice Incentive Program
84.371	50,940		Striving Readers
84.373	372,215		Special Education-Technical Assistance on State Data Collection
84.378	4,615,081	3,239,414	College Access Challenge Grant Program
84.382	1,931,756		Strengthening Minority-Serving Institutions
84.395	87,619,815	87,104,033	ARRA - State Fiscal Stabilization Fund (SFSF)-Race-to-the-Top Incentive Grants, Recovery Act
84.407	559,593	123,662	Transition Programs for Students with Intellectual Disabilities into Higher Education
84.410	222,648,079	222,632,743	ARRA - Education Jobs Fund
84.411	53,538		Investing in Innovation (i3) Fund
84.412	26,410		Race to the Top-Early Learning Challenge
84.928	25,323		Kidney Diseases, Urology and Hematology Research
89.003	34,960		National Historical Publications and Records Grants
90.401	627,400	618,706	Help America Vote Act Requirements Payments
93	665,200	10,944	U. S. Department of Health and Human Services
93.003	10,564,950	5,709,581	Public Health and Social Services Emergency Fund

SCHEDULE OF EXPENDITURES OF FEDERAL AWARDS (SUMMARY)

For the Fiscal Year Ended June 30, 2012

Federal CFDA Number	Program Expenditures	Subrecipient Expenditures	CFDA Program Title or Cluster Title
93.041	137,975	137,975	Special Programs for the Aging-Title VII, Chapter 3-Programs for Prevention of Elder Abuse, Neglect, and Exploitation
93.042	612,581	612,581	Special Programs for the Aging-Title VII, Chapter 2-Long Term Care Ombudsman Services for Older Individuals
93.043	528,578	528,578	Special Programs for the Aging-Title III, Part D-Disease Prevention and Health Promotion Services
93.048	884,088	133,855	Special Programs for the Aging-Title IV-and Title II-Discretionary Projects
93.051	828,181	809,191	Alzheimer's Disease Demonstration Grants to States
93.052	4,617,139	4,348,115	National Family Caregiver Support, Title III, Part E
93.061	231		Innovations in Applied Public Health Research
93.068	317,795		Chronic Diseases: Research, Control, and Prevention
93.069	14,607,672	4,360,131	Public Health Emergency Preparedness
93.070	703,362	88,143	Environmental Public Health and Emergency Response
93.071	28,618	28,618	Medicare Enrollment Assistance Program
93.072	53,536		Lifespan Respite Care Program
93.086	159,250	66,007	Healthy Marriage Promotion and Responsible Fatherhood Grants
93.087	584,766	331,768	Enhance the Safety of Children Affected by Parental Methamphetamine or Other Substance Abuse
93.092	958,342	724,184	Affordable Care Act (ACA) Personal Responsibility Education Program
93.103	678,666		Food and Drug Administration-Research
93.110	269,047	24,970	Maternal and Child Health Federal Consolidated Programs
93.113	1,622,511		Environmental Health
93.116	2,017,713	793,632	Project Grants and Cooperative Agreements for Tuberculosis Control Programs
93.121	57,808	16,773	Oral Diseases and Disorders Research
93.124	38,567		Nurse Anesthetist Traineeships
93.124	20,268		ARRA - Nurse Anesthetist Traineeships
93.127	122,519		Emergency Medical Services for Children
93.130	296,724		Cooperative Agreements to States/Territories for the Coordination and Development of Primary Care Offices
93.135	23,803		Centers for Research and Demonstration for Health Promotion and Disease Prevention
93.136	1,245,025	558,815	Injury Prevention and Control Research and State and Community Based Programs
93.137	99,771		Community Programs to Improve Minority Health Grant Program
93.150	1,055,069	1,055,069	Projects for Assistance in Transition from Homelessness (PATH)
93.153	521,652		Coordinated Services and Access to Research for Women, Infants, Children, and Youth
93.172	37,291		Human Genome Research
93.173	446,019	44,048	Research Related to Deafness and Communication Disorders
93.178	60,368		Nursing Workforce Diversity
93.191	175,782		Patient Navigator and Chronic Disease Prevention Program
93.197	54,520		Childhood Lead Poisoning Prevention Projects-State and Local Childhood Lead Poisoning Prevention and Surveillance of Blood Lead Levels in Children
93.204	109,845		Surveillance of Hazardous Substance Emergency Events
93.213	226,375		Research and Training in Complementary and Alternative Medicine
93.217	7,294,592	6,056,045	Family Planning-Services
93.226	155,688	139,627	Research on Healthcare Costs, Quality and Outcomes
93.234	247,681	244,039	Traumatic Brain Injury State Demonstration Grant Program
93.235	1,346,207	841,137	Affordable Care Act (ACA) Abstinence Education Program
93.236	446,467		Grants to States to Support Oral Health Workforce Activities
93.240	254,315		State Capacity Building
93.241	373,193	175,060	State Rural Hospital Flexibility Program
93.242	1,422,075	60,795	Mental Health Research Grants
93.243	2,787,060	1,848,920	Substance Abuse and Mental Health Services-Projects of Regional and National Significance
93.247	850,536	3,000	Advanced Nursing Education Grant Program
93.250	78,231		Geriatric Academic Career Awards
93.251	295,924	25,434	Universal Newborn Hearing Screening
93.256	542,348	354,937	State Health Access Program
93.262	114,836		Occupational Safety and Health Program
93.265	188,168		Comprehensive Geriatric Education Program(CGEP)
93.270	85,862		Adult Viral Hepatitis Prevention and Control
93.273	2,424,076	21,954	Alcohol Research Programs
93.279	764,179	108,097	Drug Abuse and Addiction Research Programs
93.283	13,791,285	5,027,826	Centers for Disease Control and Prevention-Investigations and Technical Assistance
93.286	33,994		Discovery and Applied Research for Technological Innovations to Improve Human Health
93.296	131,431		State Partnership Grant Program to Improve Minority Health
93.301	186,170	170,032	Small Rural Hospital Improvement Grant Program
93.307	2,493,238	90,922	Minority Health and Health Disparities Research
93.310	19,675		Trans-NIH Research Support
93.333	24,986	23,350	Clinical Research

SCHEDULE OF EXPENDITURES OF FEDERAL AWARDS (SUMMARY)

For the Fiscal Year Ended June 30, 2012

Federal CFDA Number	Program Expenditures	Subrecipient Expenditures	CFDA Program Title or Cluster Title
93.351	394,626		Research Infrastructure Programs
93.358	1,407,039		Advanced Nursing Education Traineeships
93.359	112,993		Nurse Education, Practice and Retention Grants
93.360	567,105	16,578	Biomedical Advanced Research and Development Authority (BARDA), Biodefense Medical Countermeasure Development
93.361	55		Nursing Research
93.365	-779		Sickle Cell Treatment Demonstration Program
93.389	478,365		National Center for Research Resources
93.393	622,946	19,606	Cancer Cause and Prevention Research
93.394	193,151		Cancer Detection and Diagnosis Research
93.395	491,408	115,227	Cancer Treatment Research
93.396	207,435		Cancer Biology Research
93.397	1,192,571	49,178	Cancer Centers Support Grants
93.398	9,426		Cancer Research Manpower
93.399	10,774		Cancer Control
93.405	7,886		ARRA - Public Health Traineeship Program
93.449	195,631		Ruminant Feed Ban Support Project
93.500	2,170,402	1,552,103	Pregnancy Assistance Fund Program
93.505	862,500	544,809	Affordable Care Act (ACA) Maternal, Infant, and Early Childhood Home Visiting Program
93.506	21,331		ACA Nationwide Program for National and State Background Checks for Direct Patient Access Employees of Long Term Care Facilities and Providers
93.507	1,160,447		PPHF 2012 National Public Health Improvement Initiative
93.509	123,956	123,956	Affordable Care Act (ACA) State Health Care Workforce Development Grants
93.511	559,579		Affordable Care Act (ACA) Grants to States for Health Insurance Premium Review
93.512	467,542		Affordable Care Act (ACA) Personal and Home Care Aide State Training Program (PHCAST)
93.517	241,664		Affordable Care Act-Aging and Disability Resource Center
93.518	556,528	365,178	Affordable Care Act-Medicare Improvements for Patients and Providers
93.519	634,445		Affordable Care Act (ACA)-Consumer Assistance Program Grants
93.520	2,573,143	2,305,712	Centers for Disease Control and Prevention-Affordable Care Act (ACA)-Communities Putting Prevention to Work
93.521	611,661		The Affordable Care Act: Building Epidemiology, Laboratory, and Health Information Systems Capacity in the Epidemiology and Laboratory Capacity for Infectious Disease (ELC) and Emerging Infections Program (EIP) Cooperative Agreements
93.525	1,319,451	267,318	State Planning and Establishment Grants for the Affordable Care Act (ACA)'s Exchanges
93.531	258,196	114,983	PPHF 2012: Community Transformation Grants and National Dissemination and Support for Community Transformation Grants-financed solely by 2012 Prevention and Public Health Funds
93.539	12,085		PPHF 2012-Prevention and Public Health Fund (Affordable Care Act)-Capacity Building Assistance to Strengthen Public Health Immunization Infrastructure and Performance financed in part by 2012 Prevention and Public Health Funds
93.544	10,525		The Patient Protection and Affordable Care Act of 2010 (Affordable Care Act) authorizes Coordinated Chronic Disease Prevention and Health Promotion Program
93.556	10,456,320	9,155,982	Promoting Safe and Stable Families
93.560	-130,105		Family Support Payments to States-Assistance Payments
93.563	87,804,020	72,635,892	Child Support Enforcement
93.566	4,291,747	57,648	Refugee and Entrant Assistance-State Administered Programs
93.568	80,337,330	62,885,778	Low-Income Home Energy Assistance
93.576	751,818	209,906	Refugee and Entrant Assistance-Discretionary Grants
93.584	765,433		Refugee and Entrant Assistance-Targeted Assistance Grants
93.586	922,773		State Court Improvement Program
93.590	1,389,170	1,191,726	Community-Based Child Abuse Prevention Grants
93.597	278,613		Grants to States for Access and Visitation Programs
93.599	945,089	945,089	Chafee Education and Training Vouchers Program (ETV)
93.603	1,003,934		Adoption Incentive Payments
93.617	10,624	10,624	Voting Access for Individuals with Disabilities-Grants to States
93.630	1,838,933	627,714	Developmental Disabilities Basic Support and Advocacy Grants
93.643	436,195	59,416	Children's Justice Grants to States
93.645	7,627,525	3,962,147	Stephanie Tubbs Jones Child Welfare Services Program
93.648	39,916		Child Welfare Research Training or Demonstration
93.652	260,197	123,046	Adoption Opportunities
93.658	76,465,970	74,976,199	Foster Care-Title IV-E
93.658	48,105	48,105	ARRA - Foster Care-Title IV-E
93.659	47,796,971	2,735,307	Adoption Assistance
93.659	-1,673		ARRA - Adoption Assistance
93.667	65,313,082	57,101,099	Social Services Block Grant
93.669	720,176	487,713	Child Abuse and Neglect State Grants

SCHEDULE OF EXPENDITURES OF FEDERAL AWARDS (SUMMARY)

For the Fiscal Year Ended June 30, 2012

Federal CFDA Number	Program Expenditures	Subrecipient Expenditures	CFDA Program Title or Cluster Title
93.671	2,294,606	2,186,253	Family Violence Prevention and Services/Grants for Battered Women's Shelters-Grants to States and Indian Tribes
93.674	2,836,884	2,739,648	Chafee Foster Care Independence Program
93.701	118,905		Trans-NIH Recovery Act Research Support
93.701	1,492,341	390,494	ARRA - Trans-NIH Recovery Act Research Support
93.703	37,053	-1,937	ARRA - Grants to Health Center Programs
93.713	-224	-224	ARRA - Child Care and Development Block Grant
93.715	90,244		ARRA - Recovery Act - Comparative Effectiveness Research - AHRQ
93.717	620,244	167,721	ARRA - Preventing Healthcare-Associated Infections
93.721	7,583,031	7,203,166	ARRA - Health Information Technology Professionals in Health Care
93.723	1,932,113		ARRA - Prevention and Wellness-State, Territories and Pacific Islands
93.725	459,451	300,647	ARRA - Communities Putting Prevention to Work: Chronic Disease Self-Management Program
93.767	312,747,279	6,693,574	Children's Health Insurance Program
93.768	447,228		Medicaid Infrastructure Grants to Support the Competitive Employment of People with Disabilities
93.769	49,501		ARRA - Demonstration to Maintain Independence and Employment
93.773	8,014,386		Medicare-Hospital Insurance
93.779	2,311,588	560,226	Centers for Medicare and Medicaid Services (CMS) Research, Demonstrations and Evaluations
93.780	11,751,285		Grants to States for Operation of Qualified High-Risk Pools
93.790	22,477	183	Alternate Non-Emergency Service Providers or Networks
93.791	2,578,412		Money Follows the Person Rebalancing Demonstration
93.793	99,666		Medicaid Transformation Grants
93.822	20,428		Health Careers Opportunity Program
93.837	1,095,688		Cardiovascular Diseases Research
93.837	141,026		ARRA - Cardiovascular Diseases Research
93.839	36,793		Blood Diseases and Resources Research
93.846	712,877		Arthritis, Musculoskeletal and Skin Diseases Research
93.847	1,802,391	51,656	Diabetes, Digestive, and Kidney Diseases Extramural Research
93.848	224,265		Digestive Diseases and Nutrition Research
93.849	87,276		Kidney Diseases, Urology and Hematology Research
93.853	931,216		Extramural Research Programs in the Neurosciences and Neurological Disorders
93.855	1,264,004		Allergy, Immunology and Transplantation Research
93.859	3,198,715	3,684	Biomedical Research and Research Training
93.859	58,171		ARRA - Biomedical Research and Research Training
93.865	1,356,603		Child Health and Human Development Extramural Research
93.866	1,272		Aging Research
93.884	332,080		Grants for Training in Primary Care Medicine and Dentistry
93.887	228,748		Health Care and Other Facilities
93.888	158,277		Specially Selected Health Projects
93.889	-479		National Bioterrorism Hospital Preparedness Program
93.913	178,356		Grants to States for Operation of Offices of Rural Health
93.917	38,305,160	8,804,414	HIV Care Formula Grants
93.918	451,881		Grants to Provide Outpatient Early Intervention Services with Respect to HIV Disease
93.926	2,611,212	1,692,189	Healthy Start Initiative
93.928	153,412	83,075	ARRA - Special Projects of National Significance
93.938	776,448		Cooperative Agreements to Support Comprehensive School Health Programs to Prevent the Spread of HIV and Other Important Health Problems
93.940	6,246,856	2,601,385	HIV Prevention Activities-Health Department Based
93.941	138,663	34,756	HIV Demonstration, Research, Public and Professional Education Projects
93.943	43,665		Epidemiologic Research Studies of Acquired Immunodeficiency Syndrome (AIDS) and Human Immunodeficiency Virus (HIV) Infection in Selected Population Groups
93.944	1,592,925		Human Immunodeficiency Virus (HIV)/Acquired Immunodeficiency Virus Syndrome (AIDS) Surveillance
93.958	11,232,365	11,088,588	Block Grants for Community Mental Health Services
93.959	40,668,496	38,828,979	Block Grants for Prevention and Treatment of Substance Abuse
93.964	12,500		Prevention and Public Health Fund (PPHF) Public Health Traineeships
93.977	2,686,187	415,928	Preventive Health Services-Sexually Transmitted Diseases Control Grants
93.982	422,278	304,791	Mental Health Disaster Assistance and Emergency Mental Health
93.991	175,418	77,825	Preventive Health and Health Services Block Grant
93.994	17,616,173	15,624,141	Maternal and Child Health Services Block Grant to the States
94.002	194,459		Retired and Senior Volunteer Program
94.003	325,982		State Commissions
94.005	172,336		Learn and Serve America-Higher Education
94.006	3,214,211	3,182,366	AmeriCorps
94.007	58,598		Program Development and Innovation Grants
94.009	84,787		Training and Technical Assistance

SCHEDULE OF EXPENDITURES OF FEDERAL AWARDS (SUMMARY)

For the Fiscal Year Ended June 30, 2012

Federal CFDA Number	Program Expenditures	Subrecipient Expenditures	CFDA Program Title or Cluster Title
94.018	2,332		Learn and Serve America Innovative Community-Based Service-Learning Programs
96.008	217,722		Social Security-Work Incentives Planning and Assistance Program
97.001	3,329,787		Pilot Demonstration or Earmarked Projects
97.005	381,200		State and Local Homeland Security National Training Program
97.012	1,956,875		Boating Safety Financial Assistance
97.017	812,440	415,944	Pre-Disaster Mitigation (PDM) Competitive Grants
97.018	6,083		National Fire Academy Training Assistance
97.023	290,073		Community Assistance Program State Support Services Element (CAP-SSSE)
97.029	2,945,362	2,839,011	Flood Mitigation Assistance
97.032	199,087		Crisis Counseling
97.036	64,254,791	56,770,696	Disaster Grants-Public Assistance (Presidentially Declared Disasters)
97.039	344,166	306,193	Hazard Mitigation Grant
97.041	211,076		National Dam Safety Program
97.042	8,980,740	4,251,935	Emergency Management Performance Grants
97.044	56,811		Assistance to Firefighters Grant
97.045	11,474,158		Cooperating Technical Partners
97.046	1,559,625		Fire Management Assistance Grant
97.047	1,393,183	1,208,203	Pre-Disaster Mitigation
97.052	1,000,000		Emergency Operations Center
97.055	40,732		Interoperable Emergency Communications
97.056	3,003,923	2,508,452	Port Security Grant Program
97.061	109,154		Centers for Homeland Security
97.067	18,405,826	11,518,372	Homeland Security Grant Program
97.075	983,907	953,147	Rail and Transit Security Grant Program
97.078	1,687,137	1,456,356	Buffer Zone Protection Program (BZPP)
97.082	27,313		Earthquake Consortium
97.089	1,385,561		Driver's License Security Grant Program
97.092	18,154		Repetitive Flood Claims
97.104	172,569		Homeland Security-related Science, Technology, Engineering and Mathematics (HS STEM) Career Development Program
97.110	33,541		Severe Repetitive Loss Program
98.000	2,811		United States Agency for International Development
98.001	254,987	77,836	USAID Foreign Assistance for Programs Overseas
98.012	32,837		USAID Development Partnerships for University Cooperation and Development
99	288,366	27,499	Other Federal Assistance
	23,370,863,050	3,757,030,991	Total Expenditures of Federal Awards

The accompanying notes are an integral part of this schedule.

SCHEDULE OF EXPENDITURES OF FEDERAL AWARDS (DETAIL)

For the Fiscal Year Ended June 30, 2012

Federal CFDA Number	Direct/ Indirect	ARRA	Program Expenditures	CFDA Program Title	Pass-Through Number	Pass-Through Entity Name
<i>Aging—Cluster:</i>						
<u>U. S. Department of Health and Human Services</u>						
93.044	D	N	11,559,167	Special Programs for the Aging-Title III, Part B-Grants for Supportive Services and Senior Centers		
93.045	D	N	16,744,881	Special Programs for the Aging-Title III, Part C-Nutrition Services		
93.053	D	N	2,897,968	Nutrition Services Incentive Program		
			<u>31,202,016</u>	Total — Aging Cluster — U. S. Department of Health and Human Services		
			<u>31,202,016</u>	Total — Aging		
<i>CCDF—Cluster:</i>						
<u>U. S. Department of Health and Human Services</u>						
93.575	D	N	172,790,042	Child Care and Development Block Grant		
93.575	I	N	17,432	Child Care and Development Block Grant	V10UNCG017	Georgia Dept of Early Care & Learning
93.596	D	N	113,836,931	Child Care Mandatory and Matching Funds of the Child Care and Development Fund		
			<u>286,644,405</u>	Total — CCDF Cluster — U. S. Department of Health and Human Services		
			<u>286,644,405</u>	Total — CCDF		
<i>Child Nutrition—Cluster:</i>						
<u>U. S. Department of Agriculture</u>						
10.553	D	N	108,702,666	School Breakfast Program		
10.555	D	N	373,796,037	National School Lunch Program		
10.556	D	N	230,506	Special Milk Program for Children		
10.559	D	N	6,746,849	Summer Food Service Program for Children		
			<u>489,476,058</u>	Total — Child Nutrition Cluster — U. S. Department of Agriculture		
			<u>489,476,058</u>	Total — Child Nutrition		
<i>CSBG—Cluster:</i>						
<u>U. S. Department of Health and Human Services</u>						
93.569	D	N	15,453,243	Community Services Block Grant		
93.710	D	Y	-1,273	ARRA - Community Services Block Grant		
			<u>15,451,970</u>	Total — CSBG Cluster — U. S. Department of Health and Human Services		
			<u>15,451,970</u>	Total — CSBG		
<i>Disability Insurance/SSI—Cluster:</i>						
<u>Social Security Administration</u>						
96.001	D	N	62,227,105	Social Security-Disability Insurance		
			<u>62,227,105</u>	Total — Disability Insurance/SSI Cluster — Social Security Administration		
			<u>62,227,105</u>	Total — Disability Insurance/SSI		

SCHEDULE OF EXPENDITURES OF FEDERAL AWARDS (DETAIL)

For the Fiscal Year Ended June 30, 2012

Federal CFDA Number	Direct/ Indirect	ARRA	Program Expenditures	CFDA Program Title	Pass-Through Number	Pass-Through Entity Name
<i>Emergency Food Assistance—Cluster:</i>						
<u>U. S. Department of Agriculture</u>						
10.568	D	N	1,766,202	Emergency Food Assistance Program (Administrative Costs)		
10.569	D	N	13,485,054	Emergency Food Assistance Program (Food Commodities)		
			<u>15,251,256</u>	Total — Emergency Food Assistance Cluster — U. S. Department of Agriculture		
			<u>15,251,256</u>	Total — Emergency Food Assistance		
<i>Education of Homeless Children and Youth—Cluster:</i>						
<u>U. S. Department of Education</u>						
84.196	D	N	1,671,272	Education for Homeless Children and Youth		
84.387	D	Y	93,357	ARRA - Education for Homeless Children and Youth, Recovery Act		
			<u>1,764,629</u>	Total — Education of Homeless Children and Youth Cluster — U. S. Department of Education		
			<u>1,764,629</u>	Total — Education of Homeless Children and Youth		
<i>Early Intervention Services (IDEA)—Cluster:</i>						
<u>U. S. Department of Education</u>						
84.181	D	N	12,926,361	Special Education-Grants for Infants and Families		
84.393	D	Y	2,036,394	ARRA - Special Education-Grants for Infants and Families, Recovery Act		
84.393	I	Y	19,478	ARRA - Special Education-Grants for Infants and Families, Recovery Act	11IDEA6	Delaware Hlth Social
84.393	I	Y	125,882	ARRA - Special Education-Grants for Infants and Families, Recovery Act	4600019114	Arkansas DHS
84.393	I	Y	286,452	ARRA - Special Education-Grants for Infants and Families, Recovery Act	7000400102	Educat Serv Dist 112
			<u>15,394,567</u>	Total — Early Intervention Services (IDEA) Cluster — U. S. Department of Education		
			<u>15,394,567</u>	Total — Early Intervention Services (IDEA)		
<i>Employment Service—Cluster:</i>						
<u>U. S. Department of Labor</u>						
17.207	D	N	26,437,853	Employment Service/Wagner-Peyser Funded Activities		
17.801	D	N	1,416,547	Disabled Veterans' Outreach Program (DVOP)		
17.804	D	N	4,132,262	Local Veterans' Employment Representative Program		
			<u>31,986,662</u>	Total — Employment Service Cluster — U. S. Department of Labor		
			<u>31,986,662</u>	Total — Employment Service		
<i>Educational Technology State Grants—Cluster:</i>						
<u>U. S. Department of Education</u>						
84.318	D	N	2,344,753	Educational Technology State Grants		
84.386	D	Y	1,485,140	ARRA - Education Technology State Grants, Recovery Act		
			<u>3,829,893</u>	Total — Educational Technology State Grants Cluster — U. S. Department of Education		
			<u>3,829,893</u>	Total — Educational Technology State Grants		

SCHEDULE OF EXPENDITURES OF FEDERAL AWARDS (DETAIL)

For the Fiscal Year Ended June 30, 2012

Federal CFDA Number	Direct/ Indirect	ARRA	Program Expenditures	CFDA Program Title	Pass-Through Number	Pass-Through Entity Name
<i>Fish and Wildlife—Cluster:</i>						
<u>U. S. Department of Interior</u>						
15.605	D	N	9,543,525	Sport Fish Restoration Program		
15.605	I	N	172,554	Sport Fish Restoration Program	2009-001483-B	Puerto Rico Dept. NR
15.611	D	N	7,802,589	Wildlife Restoration and Basic Hunter Education		
			<u>17,518,668</u>	Total — Fish and Wildlife Cluster — U. S. Department of Interior		
			<u>17,518,668</u>	Total — Fish and Wildlife		
<i>Foster Grandparent/Senior Companion—Cluster:</i>						
<u>Corporation for National and Community Service</u>						
94.011	D	N	467,994	Foster Grandparent Program		
94.016	D	N	355,962	Senior Companion Program		
			<u>823,956</u>	Total — Foster Grandparent/Senior Companion Cluster — Corporation for National and Community Service		
			<u>823,956</u>	Total — Foster Grandparent/Senior Companion		
<i>Health Centers—Cluster:</i>						
<u>U. S. Department of Health and Human Services</u>						
93.224	D	N	1,698,400	Consolidated Health Centers (Community Health Centers, Migrant Health Centers, Health Care for the Homeless, Public Housing Primary Care, and School Based Health Centers)		
93.224	I	N	20,120	Consolidated Health Centers (Community Health Centers, Migrant Health Centers, Health Care for the Homeless, Public Housing Primary Care, and School Based Health Centers)	A080146006	Greene Co Health Care
93.224	I	N	35,945	Consolidated Health Centers (Community Health Centers, Migrant Health Centers, Health Care for the Homeless, Public Housing Primary Care, and School Based Health Centers)	A120057001	Greene Co Health Care
93.224	I	N	24,448	Consolidated Health Centers (Community Health Centers, Migrant Health Centers, Health Care for the Homeless, Public Housing Primary Care, and School Based Health Centers)	A120070001	Greene Co Health Care
			<u>1,778,913</u>	Total — Health Centers Cluster — U. S. Department of Health and Human Services		
			<u>1,778,913</u>	Total — Health Centers		
<i>Head Start—Cluster:</i>						
<u>U. S. Department of Health and Human Services</u>						
93.600	D	N	1,556,122	Head Start		
93.600	I	N	159,250	Head Start	719100-UNC	Am Acad Pediatrics
93.708	D	Y	318,500	ARRA - Head Start		
93.708	I	Y	12,742	ARRA - Head Start	46900-621-V12UNC033	Georgia Early Care L
93.709	I	Y	5,912	ARRA - Early Head Start	N/A	Chapel Hill Training CHTOP
			<u>2,052,526</u>	Total — Head Start Cluster — U. S. Department of Health and Human Services		
			<u>2,052,526</u>	Total — Head Start		

SCHEDULE OF EXPENDITURES OF FEDERAL AWARDS (DETAIL)

For the Fiscal Year Ended June 30, 2012

Federal CFDA Number	Direct/ Indirect	ARRA	Program Expenditures	CFDA Program Title	Pass-Through Number	Pass-Through Entity Name
<i>Highway Planning and Construction—Cluster:</i>						
<u>U. S. Department of Transportation</u>						
20.205	D	N	1,088,966,345	Highway Planning and Construction		
20.205	D	Y	110,471,617	ARRA - Highway Planning and Construction		
20.205	I	N	71,443	Highway Planning and Construction	11-026	University of New Hampshire
20.205	I	N	96,505	Highway Planning and Construction	2010-2076	City of Raleigh
20.205	I	N	244	Highway Planning and Construction	209WE1170	Portland State University
20.205	I	N	221,535	Highway Planning and Construction	476360 00002	Texas A&M Research Found.
20.205	I	N	96,506	Highway Planning and Construction	553206 HUEGY, J.	City of Durham
20.219	D	N	1,240,803	Recreational Trails Program		
			1,201,164,998	Total — Highway Planning and Construction Cluster — U. S. Department of Transportation		
<u>U. S. Appalachian Regional Commission</u>						
23.003	D	N	4,070,684	Appalachian Development Highway System		
			4,070,684	Total — Highway Planning and Construction Cluster — U. S. Appalachian Regional Commission		
			1,205,235,682	Total — Highway Planning and Construction		
<i>Housing Voucher—Cluster:</i>						
<u>U. S. Department of Housing and Urban Development</u>						
14.871	D	N	4,096,384	Section 8 Housing Choice Vouchers		
			4,096,384	Total — Housing Voucher Cluster — U. S. Department of Housing and Urban Development		
			4,096,384	Total — Housing Voucher		
<i>Highway Safety—Cluster:</i>						
<u>U. S. Department of Transportation</u>						
20.600	D	N	5,443,960	State and Community Highway Safety		
20.601	D	N	4,039,804	Alcohol Impaired Driving Countermeasures Incentive Grants I		
20.602	D	N	1,165,717	Occupant Protection Incentive Grants		
20.609	D	N	1,501,396	Safety Belt Performance Grants		
20.610	D	N	194,741	State Traffic Safety Information System Improvement Grants		
20.612	D	N	101,099	Incentive Grant Program to Increase Motorcyclist Safety		
20.613	D	N	273,818	Child Safety and Child Booster Seats Incentive Grants		
			12,720,535	Total — Highway Safety Cluster — U. S. Department of Transportation		
			12,720,535	Total — Highway Safety		

SCHEDULE OF EXPENDITURES OF FEDERAL AWARDS (DETAIL)

For the Fiscal Year Ended June 30, 2012

Federal CFDA Number	Direct/ Indirect	ARRA	Program Expenditures	CFDA Program Title	Pass-Through Number	Pass-Through Entity Name
<i>Independent Living Services for Older Individuals Who Are Blind—Cluster:</i>						
<u>U. S. Department of Education</u>						
84.177	D	N	711,475	Rehabilitation Services-Independent Living Services for Older Individuals Who are Blind		
84.399	D	Y	189,735	ARRA - Independent Living Services for Older Individuals Who are Blind, Recovery Act		
			<u>901,210</u>	Total — Independent Living Services for Older Individuals Who Are Blind Cluster — U. S. Department of Education		
			<u>901,210</u>	Total — Independent Living Services for Older Individuals Who are Blind		
<i>Independent Living State Grants—Cluster:</i>						
<u>U. S. Department of Education</u>						
84.169	D	N	483,095	Independent Living-State Grants		
84.398	D	Y	195,060	ARRA - Independent Living State Grants, Recovery Act		
			<u>678,155</u>	Total — Independent Living State Grants Cluster — U. S. Department of Education		
			<u>678,155</u>	Total — Independent Living State Grants		
<i>Immunization—Cluster:</i>						
<u>U. S. Department of Health and Human Services</u>						
93.268	D	N	112,219,533	Immunization Grants		
93.712	D	Y	826,565	ARRA - Immunization		
			<u>113,046,098</u>	Total — Immunization Cluster — U. S. Department of Health and Human Services		
			<u>113,046,098</u>	Total — Immunization		
<i>JAG Program—Cluster:</i>						
<u>U. S. Department of Justice</u>						
16.738	D	N	6,734,051	Edward Byrne Memorial Justice Assistance Grant Program		
16.738	I	N	58,099	Edward Byrne Memorial Justice Assistance Grant Program	2010-DJ-BX-0281	City of Durham
16.803	D	Y	8,634,297	ARRA - Recovery Act - Edward Byrne Memorial Justice Assistance Grant (JAG) Program/ Grants to States and Territories		
			<u>15,426,447</u>	Total — JAG Program Cluster — U. S. Department of Justice		
			<u>15,426,447</u>	Total — JAG Program		
<i>Medicaid—Cluster:</i>						
<u>U. S. Department of Health and Human Services</u>						
93.720	D	Y	34,087	ARRA - Survey and Certification Ambulatory Surgical Center Healthcare-Associated Infection (ASC-HAI) Prevention Initiative		
93.775	D	N	4,196,562	State Medicaid Fraud Control Units		
93.777	D	N	5,658,578	State Survey and Certification of Health Care Providers and Suppliers (Title XVIII) Medicare		
93.778	D	N	8,035,919,309	Medical Assistance Program		
93.778	D	Y	-3,824,001	ARRA - Medical Assistance Program		
			<u>8,041,984,535</u>	Total — Medicaid Cluster — U. S. Department of Health and Human Services		
			<u>8,041,984,535</u>	Total — Medicaid		

SCHEDULE OF EXPENDITURES OF FEDERAL AWARDS (DETAIL)

For the Fiscal Year Ended June 30, 2012

Federal CFDA Number	Direct/ Indirect	ARRA	Program Expenditures	CFDA Program Title	Pass-Through Number	Pass-Through Entity Name
<i>Economic Development—Cluster:</i>						
<u>U. S. Department of Commerce</u>						
11.307	D	N	748,224	Economic Adjustment Assistance		
			748,224	Total — Economic Development Cluster — U. S. Department of Commerce		
			748,224	Total — Economic Development		
<i>Research and Development—Cluster:</i>						
<u>U. S. Department of Agriculture</u>						
10	D	N	1,575,856	U. S. Department of Agriculture		
10	I	N	37,222	U. S. Department of Agriculture	1201-005	Nat'l Wildlife Fed.
10	I	N	97,280	U. S. Department of Agriculture	163RFP#2010-001	U. S. Endow for Forest & Comm.
10	I	N	4,013	U. S. Department of Agriculture	2010-1607	Southern Region IPM Center
10	I	N	10,395	U. S. Department of Agriculture	2011-0555	National Watermelon Promo Board
10	I	N	15,782	U. S. Department of Agriculture	2012-1592	Farm Pilot Project Coordination, Inc.
10	I	N	4,339	U. S. Department of Agriculture	8000028256-AG	Purdue University
10	I	N	4,516	U. S. Department of Agriculture	CANFVSU-08-016	Fort Valley State University
10	I	N	4,519	U. S. Department of Agriculture	CR-19070-546160	Virginia Polytechnic Institute and State University
10	I	N	4,580	U. S. Department of Agriculture	N/A	National Watermelon Promo Board
10.001	D	N	1,427,224	Agricultural Research-Basic and Applied Research		
10.001	I	N	139,733	Agricultural Research-Basic and Applied Research	N/A	Biotechnology Res. & Dev. Corp
10.001	I	N	1,455	Agricultural Research-Basic and Applied Research	R0421A-A	Oregon State University
10.025	D	N	3,349,324	Plant and Animal Disease, Pest Control, and Animal Care		
10.170	I	N	3,997	Specialty Crop Block Grant Program-Farm Bill	2011-1883	NC Sweet Potato Comm
10.200	D	N	950,149	Grants for Agricultural Research, Special Research Grants		
10.200	I	N	16,010	Grants for Agricultural Research, Special Research Grants	1200139948	University of Florida
10.200	I	N	11,541	Grants for Agricultural Research, Special Research Grants	1200139957	University of Florida
10.200	I	N	2,963	Grants for Agricultural Research, Special Research Grants	1441-207-2008008	Clemson University
10.200	I	N	1,494	Grants for Agricultural Research, Special Research Grants	2009-NC001BDP-SHEW	Rutgers University
10.200	I	N	9,158	Grants for Agricultural Research, Special Research Grants	2011-NC-ASBIO-NEAL	Rutgers University
10.200	I	N	12,989	Grants for Agricultural Research, Special Research Grants	422141-19071	Virginia Polytech Inst.
10.200	I	N	918	Grants for Agricultural Research, Special Research Grants	62094-9557	Cornell University
10.200	I	N	3,346	Grants for Agricultural Research, Special Research Grants	PO #1200159588	University of Florida
10.200	I	N	17,185	Grants for Agricultural Research, Special Research Grants	PO 1000061399	University of Florida
10.200	I	N	1,207	Grants for Agricultural Research, Special Research Grants	PO 1000061409	University of Florida
10.200	I	N	7,500	Grants for Agricultural Research, Special Research Grants	PO 1000061661	University of Florida
10.200	I	N	59,906	Grants for Agricultural Research, Special Research Grants	PO 1200139956	University of Florida
10.200	I	N	12,716	Grants for Agricultural Research, Special Research Grants	PO 1200141216	University of Florida
10.200	I	N	898	Grants for Agricultural Research, Special Research Grants	PO 1200141217	University of Florida
10.200	I	N	72	Grants for Agricultural Research, Special Research Grants	PO# 1000184269	University of Florida
10.200	I	N	2,330	Grants for Agricultural Research, Special Research Grants	PO1200140798	University of Florida
10.200	I	N	346	Grants for Agricultural Research, Special Research Grants	PO1200147133	University of Florida
10.200	I	N	223	Grants for Agricultural Research, Special Research Grants	R01224	Florida State University
10.200	I	N	112,884	Grants for Agricultural Research, Special Research Grants	R01319	Florida State University
10.200	I	N	17,748	Grants for Agricultural Research, Special Research Grants	RF330-451/4893136	University of Georgia
10.200	I	N	708	Grants for Agricultural Research, Special Research Grants	UM-S823	University of Maine
10.200	I	N	2,861	Grants for Agricultural Research, Special Research Grants	UM-S856	University of Maine
10.202	D	N	939,175	Cooperative Forestry Research		
10.203	D	N	8,225,683	Payments to Agricultural Experiment Stations Under the Hatch Act		
10.205	D	N	2,416,531	Payments to 1890 Land-Grant Colleges and Tuskegee University		

SCHEDULE OF EXPENDITURES OF FEDERAL AWARDS (DETAIL)

For the Fiscal Year Ended June 30, 2012

Federal CFDA Number	Direct/ Indirect	ARRA	Program Expenditures	CFDA Program Title	Pass-Through Number	Pass-Through Entity Name
10.206	D	N	3,857,248	Grants for Agricultural Research-Competitive Research-Grants		
10.206	I	N	1,745	Grants for Agricultural Research-Competitive Research-Grants	00073470/00073322	University of Florida
10.206	I	N	16,258	Grants for Agricultural Research-Competitive Research-Grants	416-40-01 A	Iowa State University
10.206	I	N	5,229	Grants for Agricultural Research-Competitive Research-Grants	60015822 PO: RF01	Ohio State University
10.206	I	N	5,295	Grants for Agricultural Research-Competitive Research-Grants	60015822 PO: RF011	Ohio State University
10.206	I	N	8,291	Grants for Agricultural Research-Competitive Research-Grants	G-1494-1	Colorado State University
10.206	I	N	23,245	Grants for Agricultural Research-Competitive Research-Grants	G-1497-2	Colorado State University
10.206	I	N	58,678	Grants for Agricultural Research-Competitive Research-Grants	JCVI-07-009	J. Craig Venter Institute
10.206	I	N	32,026	Grants for Agricultural Research-Competitive Research-Grants	S09031	Kansas State University
10.207	D	N	91,208	Animal Health and Disease Research		
10.210	D	N	26,903	Food and Agricultural Sciences National Needs Graduate Fellowship Grants		
10.215	I	N	6,328	Sustainable Agriculture Research and Education	CR-19071-546160	Virginia Polytech Inst.
10.215	I	N	52,389	Sustainable Agriculture Research and Education	RD309-101/3503548	University of Georgia
10.215	I	N	10,448	Sustainable Agriculture Research and Education	RD309-101/4689838	University of Georgia
10.215	I	N	35	Sustainable Agriculture Research and Education	RD309-101/4690638	University of Georgia
10.215	I	N	57,837	Sustainable Agriculture Research and Education	RD309-105/4690188	University of Georgia
10.215	I	N	4,142	Sustainable Agriculture Research and Education	RD309-105/4695638	University of Georgia
10.215	I	N	7,462	Sustainable Agriculture Research and Education	RD309-105/4695658	University of Georgia
10.215	I	N	5,309	Sustainable Agriculture Research and Education	RD309-105/4786536	University of Georgia
10.215	I	N	4,774	Sustainable Agriculture Research and Education	RD309-105/4786556	University of Georgia
10.215	I	N	8,918	Sustainable Agriculture Research and Education	RD309-105/4786636	University of Georgia
10.215	I	N	74	Sustainable Agriculture Research and Education	RD309-105/4786686	University of Georgia
10.215	I	N	60,805	Sustainable Agriculture Research and Education	RD309-109/4786256	University of Georgia
10.215	I	N	1,034	Sustainable Agriculture Research and Education	RD309-109/4892096	University of Georgia
10.215	I	N	3,452	Sustainable Agriculture Research and Education	RD309-109/4892106	University of Georgia
10.215	I	N	133	Sustainable Agriculture Research and Education	RD309-109/4892146	University of Georgia
10.216	I	N	7,717	1890 Institution Capacity Building Grants	6-61731	Kansas State University
10.217	D	N	83,303	Higher Education Challenge Grants		
10.219	D	N	190,002	Biotechnology Risk Assessment Research		
10.227	I	N	13,784	1994 Institutions Research Program	2010-1632	United Tribes Tech College
10.250	D	N	93,315	Agricultural and Rural Economic Research, Cooperative Agreements and Collaborations		
10.253	I	N	10,872	Food Assistance and Nutrition Research Programs (FANRP)	62140-9609	Cornell University
10.255	I	N	21,536	Research Innovation and Development Grants in Economics (RIDGE)	018000-321470-06	Mississippi State University
10.303	D	N	1,527,534	Integrated Programs		
10.303	I	N	16,287	Integrated Programs	1274-7558-207-2007	Clemson University
10.303	I	N	104,910	Integrated Programs	347K060	University of Wisconsin
10.303	I	N	54,708	Integrated Programs	60025287 PO: RF0	Ohio State University
10.303	I	N	52,233	Integrated Programs	61-4299B	Michigan State University
10.303	I	N	140,066	Integrated Programs	RF330-411/3843858	University of Georgia
10.303	I	N	3,365	Integrated Programs	RF332-464/4688678	University of Georgia
10.303	I	N	50,745	Integrated Programs	S-000372	University of Cal-Riverside
10.303	I	N	60,886	Integrated Programs	US AES 91032-01	University of Arkansas
10.304	I	N	11,354	Homeland Security-Agricultural	RC06413NCSU	Michigan State University
10.304	I	N	48,296	Homeland Security-Agricultural	UF IFAS 00069562	University of Florida
10.305	D	N	153,232	International Science and Education Grants		
10.306	I	N	13,616	Biodiesel	416-40-39B	Iowa State University
10.307	D	N	360,846	Organic Agriculture Research and Extension Initiative		
10.307	I	N	23,405	Organic Agriculture Research and Extension Initiative	4077-NCSU-USDA-565	Penn State University
10.307	I	N	83,096	Organic Agriculture Research and Extension Initiative	C0421A-A	Oregon State University

SCHEDULE OF EXPENDITURES OF FEDERAL AWARDS (DETAIL)

For the Fiscal Year Ended June 30, 2012

Federal CFDA Number	Direct/ Indirect	ARRA	Program Expenditures	CFDA Program Title	Pass-Through Number	Pass-Through Entity Name
10.309	D	N	230,365	Specialty Crop Research Initiative		
10.309	I	N	80,487	Specialty Crop Research Initiative	422179-19071	Virginia Polytech Inst.
10.309	I	N	178,283	Specialty Crop Research Initiative	43897	Louisiana State University
10.309	I	N	31,232	Specialty Crop Research Initiative	61314-9364	Cornell University
10.309	I	N	7,920	Specialty Crop Research Initiative	850K836	University of Wisconsin
10.309	I	N	425,302	Specialty Crop Research Initiative	G-1414-1	Colorado State University
10.309	I	N	15,679	Specialty Crop Research Initiative	N/A	Virginia Polytech Inst.
10.309	I	N	81,550	Specialty Crop Research Initiative	PO:6605009 AGRI EC	University of Arkansas
10.309	I	N	22,505	Specialty Crop Research Initiative	RC299-380/3503828	University of Georgia
10.309	I	N	68,086	Specialty Crop Research Initiative	S110021 2011-5118	Texas A&M University
10.309	I	N	169,109	Specialty Crop Research Initiative	UF10226	University of Florida
10.309	I	N	253,953	Specialty Crop Research Initiative	UF11100	University of Florida
10.310	D	N	3,504,244	Agriculture and Food Research Initiative (AFRI)		
10.310	I	N	15,037	Agriculture and Food Research Initiative (AFRI)	09-001929-01	University of Cal-Davis
10.310	I	N	23,924	Agriculture and Food Research Initiative (AFRI)	115334 G002890	Washington State University
10.310	I	N	12,596	Agriculture and Food Research Initiative (AFRI)	211804	Fayetteville State University
10.310	I	N	10,088	Agriculture and Food Research Initiative (AFRI)	238371A	University of Oregon
10.310	I	N	80,302	Agriculture and Food Research Initiative (AFRI)	25574 2011-6700	University of Delaware
10.310	I	N	69,727	Agriculture and Food Research Initiative (AFRI)	422192-19071	Virginia Polytech Inst.
10.310	I	N	3,068	Agriculture and Food Research Initiative (AFRI)	61-4206D	Michigan State University
10.310	I	N	26,990	Agriculture and Food Research Initiative (AFRI)	8000033673-AG	Purdue University
10.310	I	N	319,114	Agriculture and Food Research Initiative (AFRI)	8500022696	University of Tennessee
10.310	I	N	134,269	Agriculture and Food Research Initiative (AFRI)	PROJ #3266 PO #450	Emory University
10.310	I	N	100,658	Agriculture and Food Research Initiative (AFRI)	S-000472	University of Cal-Riverside
10.310	I	N	7,737	Agriculture and Food Research Initiative (AFRI)	S12182	Kansas State University
10.312	D	N	255,132	Biomass Research and Development Initiative Competitive Grants Program (BRDI)		
10.312	I	N	95,687	Biomass Research and Development Initiative Competitive Grants Program (BRDI)	3048108243-12-454	University of Kentucky
10.312	I	N	1,318	Biomass Research and Development Initiative Competitive Grants Program (BRDI)	UFSSVVC201274	Domtar Paper Company, LLC
10.313	I	N	50,288	Veterinary Medicine Loan Repayment Program	62524.9499	Cornell University
10.315	I	Y	3,914	ARRA - Trade Adjustment Assistance for Farmers Training Coordination Program (TAAF)	H001344213	University of Minnesota
10.319	I	N	1,040	Farm Business Management and Benchmarking Competitive Grants Program	H001856213	University of Minnesota
10.443	D	N	70,267	Outreach and Assistance for Socially Disadvantaged Farmers and Ranchers		
10.500	D	N	719,284	Cooperative Extension Service		
10.500	I	N	272,054	Cooperative Extension Service	RR580-375/4785586	University of Georgia
10.604	D	N	56,630	Technical Assistance for Specialty Crops Program		
10.652	D	N	577,580	Forestry Research		
10.680	D	N	201,136	Forest Health Protection		
10.680	I	N	31,328	Forest Health Protection	CAES-VL-2011-02	Connecticut Agr'l Exp Station
10.680	I	N	14,665	Forest Health Protection	CAES-VL-2012-01	Connecticut Agr'l Exp Station
10.680	I	N	17,518	Forest Health Protection	CAES-VL-2012-02	Connecticut Agr'l Exp Station
10.777	I	N	1,710	Norman E. Borlaug International Agricultural Science and Technology Fellowship	30-21533-049-62112	Tuskegee University
10.902	D	N	8,176	Soil and Water Conservation		
10.903	D	N	25,803	Soil Survey		
10.912	D	N	141,470	Environmental Quality Incentives Program		
10.961	D	N	15,175	Scientific Cooperation and Research		
10.999	I	N	9,873	Long Term Standing Agreements for Storage, Transportation and Lease	00074813	University of Florida
			<u>35,423,423</u>	Total — Research and Development — U. S. Department of Agriculture		

SCHEDULE OF EXPENDITURES OF FEDERAL AWARDS (DETAIL)

For the Fiscal Year Ended June 30, 2012

Federal CFDA Number	Direct/ Indirect	ARRA	Program Expenditures	CFDA Program Title	Pass-Through Number	Pass-Through Entity Name
U. S. Department of Commerce						
11	D	N	30,277	U. S. Department of Commerce		
11	I	N	16,310	U. S. Department of Commerce	1072537-9-47154	University at Albany (SUNY)
11	I	N	1,916	U. S. Department of Commerce	1409	S East Aquatic Res P
11	I	N	76,471	U. S. Department of Commerce	CCU NO. 2011.01	Coastal Carolina University
11	I	N	77,894	U. S. Department of Commerce	IOOS.11(033)UNCCH.HS	Secoora-SE Coasta
11	I	N	9	U. S. Department of Commerce	RU 3234/4-21463	Rutgers University
11	I	N	-324	U. S. Department of Commerce	S106	SC Sea Grant Consort
11	I	N	-3,219	U. S. Department of Commerce	S351	SC Sea Grant Consort
11.012	I	N	12,671	Integrated Ocean Observing System (IOOS)	2010-008	SURA(Se Univ Rsch)
11.012	I	N	269,414	Integrated Ocean Observing System (IOOS)	2010-011	SURA(Se Univ Rsch)
11.012	I	N	11,646	Integrated Ocean Observing System (IOOS)	2011-001	SURA(Se Univ Rsch)
11.012	I	N	1,137	Integrated Ocean Observing System (IOOS)	433894/S1574936	Rutgers University
11.113	D	N	46,338	ITA Special Projects		
11.113	I	N	25,033	ITA Special Projects	2010-2574	National Textile Center
11.113	I	N	25,210	ITA Special Projects	F08-MD01	National Textile Center
11.113	I	N	10,740	ITA Special Projects	F09-NS06	National Textile Center
11.113	I	N	24,661	ITA Special Projects	F10-NS01	National Textile Center
11.113	I	N	57,719	ITA Special Projects	ITA-08-07400	National Textile Center
11.113	I	N	24,873	ITA Special Projects	M09-NS01	National Textile Center
11.113	I	N	22,625	ITA Special Projects	M09-NS02	National Textile Center
11.113	I	N	14,259	ITA Special Projects	M10-NS01	National Textile Center
11.113	I	N	29,200	ITA Special Projects	S09-NS02	National Textile Center
11.113	I	N	36,823	ITA Special Projects	S09-NS04	National Textile Center
11.113	I	N	4,714	ITA Special Projects	S10-NS08	National Textile Center
11.303	D	N	37,027	Economic Development-Technical Assistance		
11.407	D	N	96,007	Interjurisdictional Fisheries Act of 1986		
11.417	D	N	989,372	Sea Grant Support		
11.417	I	N	1,333	Sea Grant Support	18172	University of Delaware
11.419	D	N	2,348,593	Coastal Zone Management Administration Awards		
11.419	I	N	-2,464	Coastal Zone Management Administration Awards	07-094	University New Hampshire
11.420	D	N	522,553	Coastal Zone Management Estuarine Research Reserves		
11.427	D	N	36,360	Fisheries Development and Utilization Research and Development Grants and Cooperative Agreements Program		
11.430	D	N	2,703,869	Undersea Research		
11.430	I	N	48,226	Undersea Research	08-10-032	University of Mississippi
11.430	I	N	45,584	Undersea Research	08-11-047	University of Mississippi
11.431	D	N	292,728	Climate and Atmospheric Research		
11.431	I	N	-1,753	Climate and Atmospheric Research	08-1474/PO#81730	University of South Carolina
11.431	I	N	3,166	Climate and Atmospheric Research	31290 (13540-FA44)	University of South Carolina
11.431	I	N	8,388	Climate and Atmospheric Research	41653/13540-FA93	University of South Carolina
11.431	I	N	33,937	Climate and Atmospheric Research	UF-EIES-1100031-NC	University of Florida
11.432	I	N	5,752	National Oceanic and Atmospheric Administration (NOAA) Cooperative Institutes	2373KH-UNCCH-001	Daupin Island Sea La
11.432	I	N	691,828	National Oceanic and Atmospheric Administration (NOAA) Cooperative Institutes	URH35 040130 & 2.3	Florida Atlantic University
11.433	I	N	1,220	Marine Fisheries Initiative	2299KH-UNC-01	Daupin Island Sea La
11.434	D	N	147,641	Cooperative Fishery Statistics		
11.439	D	N	89,938	Marine Mammal Data Program		
11.439	I	N	3,059	Marine Mammal Data Program	VAQF 582 SC-01	Vams Ctr Fdn
11.440	D	N	462,941	Environmental Sciences, Applications, Data, and Education		
11.440	I	N	224,363	Environmental Sciences, Applications, Data, and Education	2009-1380-01	University of Maryland

SCHEDULE OF EXPENDITURES OF FEDERAL AWARDS (DETAIL)

For the Fiscal Year Ended June 30, 2012

Federal CFDA Number	Direct/ Indirect	ARRA	Program Expenditures	CFDA Program Title	Pass-Through Number	Pass-Through Entity Name
11.440	I	N	129,412	Environmental Sciences, Applications, Data, and Education	2009-1380-02	University of Maryland
11.440	I	N	5,275,438	Environmental Sciences, Applications, Data, and Education	Z763701	University of Maryland
11.452	I	N	3,251	Unallied Industry Projects	2592	New England Aquarium
11.454	D	N	26,355	Unallied Management Projects		
11.457	I	N	-696	Chesapeake Bay Studies	710221/01	VA Inst of Marine Sc
11.463	D	N	1,533	Habitat Conservation		
11.463	I	Y	3,505	ARRA - Habitat Conservation	925	NC Coastal Federation
11.463	I	Y	1,841	ARRA - Habitat Conservation	N/A	NC Coastal Federation
11.467	I	N	32,891	Meteorologic and Hydrologic Modernization Development	NA10NWS4670015	ETSU Quillen College of Medicine
11.467	I	N	338	Meteorologic and Hydrologic Modernization Development	Z11-91838	University Corp Atmos Res
11.468	D	N	89,128	Applied Meteorological Research		
11.472	I	N	98,071	Unallied Science Program	10277	FL Fish & Wildlife Conservation Commission
11.472	I	N	26,263	Unallied Science Program	sub NA10NMF4720402	Partnership for Mid Atlantic Fisheries
11.473	D	N	974,786	Coastal Services Center		
11.473	I	N	12,747	Coastal Services Center	3001003710	University of Michigan
11.473	I	N	-8,410	Coastal Services Center	S555	SC Sea Grant Consort
11.473	I	N	181	Coastal Services Center	S556	SC Sea Grant Consort
11.473	I	N	62,688	Coastal Services Center	S655 & S656	SC Sea Grant Consort
11.473	I	N	34,074	Coastal Services Center	S670	SC Sea Grant Consort
11.473	I	N	-7,774	Coastal Services Center	S671	SC Sea Grant Consort
11.473	I	N	11,025	Coastal Services Center	TO 20/432336	Rutgers University
11.473	I	N	4,238	Coastal Services Center	UF-EIES-0704029-NC	University of Florida
11.473	I	N	-159	Coastal Services Center	UF-EIES-0704031-UNC	University of Florida
11.474	D	N	274,510	Atlantic Coastal Fisheries Cooperative Management Act		
11.478	D	N	-2,713	Center for Sponsored Coastal Ocean Research-Coastal Ocean Program		
11.478	I	N	35,533	Center for Sponsored Coastal Ocean Research-Coastal Ocean Program	A100517 / 24024502	Woods Hole Oceanographic Inst.
11.478	I	N	2,443	Center for Sponsored Coastal Ocean Research-Coastal Ocean Program	A100897	Woods Hole Oceanographic Inst.
11.481	D	N	1,613,244	Educational Partnership Program		
11.609	I	N	9,447	Measurement and Engineering Research and Standards	26-2401-3561	University of Texas-Arlington
11.611	D	N	2,021,344	Manufacturing Extension Partnership		
11.618	D	N	2,175	National Institute of Standards and Technology Construction Grant Program		
11.618	D	Y	3,918,024	ARRA - National Institute of Standards and Technology Construction Grant Program		
11.714	I	N	-157	Science Serving our Coast and Beyond/North Carolina Sea Grant College Institutional Program	09-NCSU-1046	Duke University
			<u>24,250,641</u>	Total — Research and Development — U. S. Department of Commerce		

U. S. Department of Defense

12	D	N	5,529,760	U. S. Department of Defense		
12	I	N	132	U. S. Department of Defense	0000198797	Henry M Jackson Fdn
12	I	N	-5,983	U. S. Department of Defense	04-02-2009	Ceramatec Inc
12	I	N	613,905	U. S. Department of Defense	1-321-0210294	RTI International
12	I	N	58,350	U. S. Department of Defense	1-340-0211720	RTI International
12	I	N	125,003	U. S. Department of Defense	11-S567-0015-02-C7	Universal Technology Corporation
12	I	N	19,531	U. S. Department of Defense	111000088	Concurrent Technologies
12	I	N	21,786	U. S. Department of Defense	1176733	Sandia National Lab
12	I	N	12,680	U. S. Department of Defense	166125	Duke Univ Med Ctr
12	I	N	-1,254	U. S. Department of Defense	172648	The Boeing Company
12	I	N	40,083	U. S. Department of Defense	2-321-0210294	RTI International
12	I	N	124,946	U. S. Department of Defense	2-340-0210693	Res. Triangle Inst.

SCHEDULE OF EXPENDITURES OF FEDERAL AWARDS (DETAIL)

For the Fiscal Year Ended June 30, 2012

Federal CFDA Number	Direct/ Indirect	ARRA	Program Expenditures	CFDA Program Title	Pass-Through Number	Pass-Through Entity Name
12	I	N	25,567	U. S. Department of Defense	2010-1784	NJ Microsystems, Inc.
12	I	N	417,278	U. S. Department of Defense	2010-2745	Hexa Tech, Inc
12	I	N	25,994	U. S. Department of Defense	2012-0008	Kyma Technologies, Inc.
12	I	N	34,849	U. S. Department of Defense	2012-0186	EE Boost, Inc.
12	I	N	6,780	U. S. Department of Defense	206-000062	SRI International
12	I	N	29,933	U. S. Department of Defense	25-0521-156-003	University of Nebraska
12	I	N	958	U. S. Department of Defense	2705892	Northrop Grumman
12	I	N	143,136	U. S. Department of Defense	316091	University of Maryland
12	I	N	22,719	U. S. Department of Defense	4035-1	Maxentric Tech. LLC
12	I	N	591,103	U. S. Department of Defense	69-200910	Ntl Ctr Manufa Scien
12	I	N	35,270	U. S. Department of Defense	701706	Henry M Jackson Fdn
12	I	N	14,998	U. S. Department of Defense	716082/712683	Virginia Inst. of Marine Sci.
12	I	N	444	U. S. Department of Defense	7500-2	Hi-Z Technology Inc.
12	I	N	94,485	U. S. Department of Defense	801668-BS	HRL Laboratories
12	I	N	9,987	U. S. Department of Defense	826	CFD Research Corp
12	I	N	3,723	U. S. Department of Defense	888-11-16-04/1-340-0	RTI Rsch Triangle In
12	I	N	-1,325	U. S. Department of Defense	ATS-UNC-0701-10	Aterrasys LLC
12	I	N	11,429	U. S. Department of Defense	BAA8095022	Viecore FSD, Inc.
12	I	N	96,100	U. S. Department of Defense	CW197748 PO# DP152	E. I. Dupont
12	I	N	158,424	U. S. Department of Defense	DTRA0016	Penn State University
12	I	N	17,759	U. S. Department of Defense	DTRA0025	Penn State University
12	I	N	11,590	U. S. Department of Defense	DTRA0025-TASK 2A	Penn State University
12	I	N	9,939	U. S. Department of Defense	FA8650-08-D-2806	Universal Technology Corporation
12	I	N	108,737	U. S. Department of Defense	MOA Dated 6-1-11	Thurgood Marshall College Fund
12	I	N	502,211	U. S. Department of Defense	N/A	Entegriion Inc
12	I	N	138,781	U. S. Department of Defense	N41756-12-C-4763	CTTSO
12	I	N	10,946	U. S. Department of Defense	NCAT 1-S567-0016-02-C2	Clarkson Aerospace
12	I	N	5,215	U. S. Department of Defense	NCAT 11-S567-0016-02-C2	Clarkson Aerospace
12	I	N	157,757	U. S. Department of Defense	NCAT-03-01	Virginia Polytechnic Institute and State University
12	I	N	186,646	U. S. Department of Defense	P.O. #FP11713	University of Alaska
12	I	N	7,576	U. S. Department of Defense	PO 13552	Optra Inc.
12	I	N	123,999	U. S. Department of Defense	PO NO.: 4400324500	Raytheon
12	I	N	107,911	U. S. Department of Defense	PO10-14267	DZSP 21 LLC
12	I	N	44,582	U. S. Department of Defense	S-000066.00008.UNC	Applied Rsch Association
12	I	N	19,980	U. S. Department of Defense	S-001460.00000.UNC	Applied Rsch Association
12	I	N	29,611	U. S. Department of Defense	S12-122802	CACI Technologies, Inc.
12	I	N	5	U. S. Department of Defense	S9002-08-0002	Nanortd, LLC
12	I	N	111,984	U. S. Department of Defense	SA00007008	University of Cal-Berkeley
12	I	N	6,200	U. S. Department of Defense	SC 57571-6351	Physical Sciences Inc.
12	I	N	10,911	U. S. Department of Defense	SC-09-705	Digital Fusion Solutions, Inc.
12	I	N	75,974	U. S. Department of Defense	SC-NCSU-3207	Performance Polymer Solutions
12	I	N	149,315	U. S. Department of Defense	SC56424-1756-001	Physical Sciences Inc.
12	I	N	43,155	U. S. Department of Defense	T12-6300-NCAT	National Institute of Aerospace Assoc
12	I	N	9,107	U. S. Department of Defense	TD0085	Adv. Cooling Tech, Inc. (ACT)
12	I	N	81,850	U. S. Department of Defense	TUL-571-08/09	Tulane University
12	I	N	1,310	U. S. Department of Defense	W81XWH-08-1-0760	American Burn Association
12	I	N	91,351	U. S. Department of Defense	W912HQ-11-C-0058	Strategic Envir Rsch & Dev Pgm
12	I	N	46,481	U. S. Department of Defense	X07-7019-NCAT	National Institute of Aerospace Assoc
12	I	N	158	U. S. Department of Defense	XWH0810683	American Burn Association
12.300	D	N	4,819,779	Basic and Applied Scientific Research		

SCHEDULE OF EXPENDITURES OF FEDERAL AWARDS (DETAIL)

For the Fiscal Year Ended June 30, 2012

Federal CFDA Number	Direct/ Indirect	ARRA	Program Expenditures	CFDA Program Title	Pass-Through Number	Pass-Through Entity Name
12.300	I	N	142,085	Basic and Applied Scientific Research	3030 / PO#835368	Rutgers University
12.300	I	N	27,657	Basic and Applied Scientific Research	421-20-30	Iowa State University
12.300	I	N	45,085	Basic and Applied Scientific Research	4478-UNC-ONR-0557	Penn State University
12.300	I	N	125,864	Basic and Applied Scientific Research	549001	Texas A&M University
12.300	I	N	50,656	Basic and Applied Scientific Research	570723	Texas A&M University
12.300	I	N	168,089	Basic and Applied Scientific Research	705017	University of Wash-Seattle
12.300	I	N	276,307	Basic and Applied Scientific Research	A100752	Woods Hole Ocea Inst
12.300	I	N	46,898	Basic and Applied Scientific Research	KK8154	University of Cal-Santa Barbara
12.300	I	N	1,310	Basic and Applied Scientific Research	R01351	Florida State University
12.300	I	N	21,356	Basic and Applied Scientific Research	UF-EIES-1102002-NCA	University of Florida
12.351	D	N	1,858,593	Basic Scientific Research-Combating Weapons of Mass Destruction		
12.420	D	N	2,432,906	Military Medical Research and Development		
12.420	I	N	49,043	Military Medical Research and Development	2008-06421-01/A3006	University of Ill Champaign
12.420	I	N	77,572	Military Medical Research and Development	557297	University of Pennsylvania
12.420	I	N	55,842	Military Medical Research and Development	6648SC	University Calif-San Francisco
12.431	D	N	8,242,795	Basic Scientific Research		
12.431	I	N	16,457	Basic Scientific Research	09-ARO-1103	Duke University
12.431	I	N	45,787	Basic Scientific Research	09-SC-NSF-1043	Duke University
12.431	I	N	45,969	Basic Scientific Research	3048105696-10-073	Un Kentucky Res Fdn
12.431	I	N	165,381	Basic Scientific Research	4020-NCSU-USA-0525	Penn State University
12.431	I	N	81,755	Basic Scientific Research	4104-39127	Purdue University
12.431	I	N	12,717	Basic Scientific Research	4525-NSCU-USARL-00	Penn State University
12.431	I	N	5,658	Basic Scientific Research	C00006389-1	University of Missouri-Columbia
12.431	I	N	81,152	Basic Scientific Research	N/A	Penn State University
12.431	I	N	11,540	Basic Scientific Research	PO US001-000026509	Battelle Memorial Institute
12.431	I	N	59,799	Basic Scientific Research	SA1107012	University of Arkansas
12.431	I	N	221,056	Basic Scientific Research	W911NF-10-1-0382	Pulmatrix
12.431	I	N	1,170,529	Basic Scientific Research	Z845802	University of Maryland
12.556	I	N	24,645	Competitive Grants: Promoting K-12 Student Achievement at Military-Connected Schools	DODEA	Harnett County School
12.630	D	N	543	Basic, Applied, and Advanced Research in Science and Engineering		
12.630	I	N	126,128	Basic, Applied, and Advanced Research in Science and Engineering	4056-NCSU-BBN-0053	Penn State University
12.630	I	N	10,861	Basic, Applied, and Advanced Research in Science and Engineering	A666B1	Texas A&M University
12.630	I	N	226,989	Basic, Applied, and Advanced Research in Science and Engineering	W9132T-11-2-0007	Co-op Ecosystem Studies Unit
12.800	D	N	1,464,693	Air Force Defense Research Sciences Program		
12.800	I	N	11,559	Air Force Defense Research Sciences Program	12-2113	University of S Carolina
12.800	I	N	43	Air Force Defense Research Sciences Program	18131-S3	Vanderbilt University
12.800	I	N	33,627	Air Force Defense Research Sciences Program	2000933690	Johns Hopkins University
12.800	I	N	57,603	Air Force Defense Research Sciences Program	26473	University of Delaware
12.800	I	N	82,680	Air Force Defense Research Sciences Program	4104-34945	Purdue University
12.800	I	N	133,325	Air Force Defense Research Sciences Program	GG11221-133958	University of Virginia
12.901	D	N	281,938	Mathematical Sciences Grants Program		
12.910	D	N	296,860	Research and Technology Development		
12.910	I	N	11,118	Research and Technology Development	00001743	Princeton University
12.910	I	N	85,933	Research and Technology Development	1130109-243780	Carnegie Mellon University
12.910	I	N	14,400	Research and Technology Development	450124-19467	VA Polytechnic Inst
12.910	I	N	21,680	Research and Technology Development	5104327	Triquint Semiconductor Tx Lp
12.910	I	N	28,238	Research and Technology Development	554466	University of Wash-Seattle
12.910	I	N	4,797	Research and Technology Development	N10AP20005	Marquette University
12.910	I	N	32,133	Research and Technology Development	SP0001045/PORJ000348	Northwestern University

SCHEDULE OF EXPENDITURES OF FEDERAL AWARDS (DETAIL)

For the Fiscal Year Ended June 30, 2012

Federal CFDA Number	Direct/ Indirect	ARRA	Program Expenditures	CFDA Program Title	Pass-Through Number	Pass-Through Entity Name
12.910	I	N	37,564	Research and Technology Development	UF07127 / 00068318	University of Florida
12.910	I	N	158,102	Research and Technology Development	UTA10-000426	University of Texas-Austin
			<u>33,876,928</u>	Total — Research and Development — U. S. Department of Defense		
<u>U. S. Central Intelligence Agency</u>						
13	D	N	178,983	U. S. Central Intelligence Agency		
			<u>178,983</u>	Total — Research and Development — U. S. Central Intelligence Agency		
<u>U. S. Department of Housing and Urban Development</u>						
14	I	N	33,875	U. S. Department of Housing and Urban Development	30060	ABT Assoc Inc.
14.227	I	N	1,424	Community Development Block Grants/Technical Assistance Program	CD0809 023-8207-469.34-23	City of Wilmington
14.516	D	N	3,146	Doctoral Dissertation Research Grants		
			<u>38,445</u>	Total — Research and Development — U. S. Department of Housing and Urban Development		
<u>U. S. Department of Interior</u>						
15	D	N	525,845	U. S. Department of Interior		
15	I	N	80,139	U. S. Department of Interior	133-08-001322-B	Puerto Rico Dept. NR
15.225	D	N	4,734	Recreation Resource Management		
15.232	I	N	26,273	Wildland Fire Research and Studies Program	UNR-11-76	University of Nevada-Reno
15.506	D	N	77,267	Water Desalination Research and Development Program		
15.608	D	N	8,856	Fish and Wildlife Management Assistance		
15.608	I	N	32,835	Fish and Wildlife Management Assistance	11/08-B	National Audubon Society, Inc
15.628	D	N	33,711	Multistate Conservation Grant Program		
15.628	I	N	22,598	Multistate Conservation Grant Program	080300-331528-11	Mississippi State
15.630	D	N	6,147	Coastal Program		
15.634	I	N	3,288	State Wildlife Grants	PABU 0079090876	SC Dept of Natural Resources
15.642	D	N	12,333	Challenge Cost Share		
15.650	D	N	57,607	Research Grants (Generic)		
15.657	D	N	8,615	Endangered Species Conservation-Recovery Implementation Funds		
15.660	D	N	609	Endangered Species-Candidate Conservation Action Funds		
15.805	D	N	23,593	Assistance to State Water Resources Research Institutes		
15.807	I	N	-3,282	Earthquake Hazards Reduction Program	PO119509	University Southern Califo
15.808	D	N	978,638	U. S. Geological Survey-Research and Data Collection		
15.808	I	N	-125	U. S. Geological Survey-Research and Data Collection	4000516990	University of Iowa
15.810	D	N	5,639	National Cooperative Geologic Mapping Program		
15.812	D	N	2,247,937	Cooperative Research Units Program		
15.875	D	N	409,628	Economic, Social, and Political Development of the Territories		
15.904	I	N	4,608	Historic Preservation Fund Grants-In-Aid	54105-A	Western Washington University
15.945	I	N	4,930	Cooperative Research and Training Programs-Resources of the National Park System	1108612001 PO#P120	Stephen F. Austin State University
			<u>4,572,423</u>	Total — Research and Development — U. S. Department of Interior		
<u>U. S. Department of Justice</u>						
16	D	N	183,274	U. S. Department of Justice		
16.524	D	N	24,944	Legal Assistance for Victims		
16.525	D	N	86,597	Grants to Reduce Domestic Violence, Dating Violence, Sexual Assault, and Stalking on Campus		
16.541	D	N	122,807	Part E-Developing, Testing and Demonstrating Promising New Programs		

SCHEDULE OF EXPENDITURES OF FEDERAL AWARDS (DETAIL)

For the Fiscal Year Ended June 30, 2012

Federal CFDA Number	Direct/ Indirect	ARRA	Program Expenditures	CFDA Program Title	Pass-Through Number	Pass-Through Entity Name
16.560	D	N	303,704	National Institute of Justice Research, Evaluation, and Development Project Grants		
16.560	I	N	61,716	National Institute of Justice Research, Evaluation, and Development Project Grants	4000101498	UT-Battelle LLC Oak Ridge
			<u>783,042</u>	Total — Research and Development — U. S. Department of Justice		
<u>U. S. Department of State</u>						
19.300	I	N	9,333	Program for Study of Eastern Europe and the Independent States of the Former Soviet Union	25895	University of Delaware
			<u>9,333</u>	Total — Research and Development — U. S. Department of State		
<u>U. S. Department of Transportation</u>						
20	D	N	2,598,985	U. S. Department of Transportation		
20	I	N	150	U. S. Department of Transportation	07-NCSU-E1	University of Tennessee
20	I	N	46,721	U. S. Department of Transportation	07-NCSU-E1 #2	University of Tennessee
20	I	N	80,960	U. S. Department of Transportation	07-UNCCH-E1	University of Tennessee
20	I	N	4,187	U. S. Department of Transportation	17264	Dowling & Assoc., NC
20	I	N	55,461	U. S. Department of Transportation	37769.00	Vanasse Hangen Brust
20	I	N	224,975	U. S. Department of Transportation	38049-01	Vanasse Hangen Brust
20	I	N	8,256	U. S. Department of Transportation	DTNH22-09-D-00135	Transanalytics
20	I	N	43,124	U. S. Department of Transportation	DTNH22-10-D-00188	Transanalytics
20	I	N	-8,260	U. S. Department of Transportation	ELS0022480	Wyle Laboratories
20	I	N	31,827	U. S. Department of Transportation	HR 09-50	Natl Acad of Science
20	I	N	292,113	U. S. Department of Transportation	HR 25-36	Natl Acad of Science
20	I	N	76,489	U. S. Department of Transportation	HR 3-62	Natl Acad of Science
20	I	N	184,775	U. S. Department of Transportation	HR-17-48	Natl Acad of Science
20	I	N	46,533	U. S. Department of Transportation	HR-20-07 (314)	Natl Acad of Science
20	I	N	14,230	U. S. Department of Transportation	HR17-35/DOT-6505-099	Natl Acad of Science
20	I	N	146,012	U. S. Department of Transportation	N/A	Am Assoc St Highway Tr
20	I	N	-990	U. S. Department of Transportation	PO#0000137253/250602	University of Utah
20	I	N	529,568	U. S. Department of Transportation	SHRP L-02	Natl Acad of Science
20	I	N	1,067	U. S. Department of Transportation	T-10-005	Vanasse Hangen Brust
20	I	N	15,472	U. S. Department of Transportation	USMMM21FV6	3M Company
20.200	D	N	387,368	Highway Research and Development Program		
20.313	D	N	23,588	Railroad Research and Development		
20.701	I	N	11,823	University Transportation Centers Program	246431A	University of Oregon
20.701	I	N	118,483	University Transportation Centers Program	UAF 11-0032 PO FP1	University of Alaska
20.701	I	N	52,609	University Transportation Centers Program	UAF 11-0033 PO FP1	University of Alaska
20.701	I	N	99,133	University Transportation Centers Program	UAF12-0006 PO FP20	University of Alaska Fairbanks
20.701	I	N	115,327	University Transportation Centers Program	Z981001	University of Maryland
20.761	I	N	40,731	Biobased Transportation Research	8500014161	University of Tennessee
20.761	I	N	102,701	Biobased Transportation Research	8500014164	University of Tennessee
20.761	I	N	101,491	Biobased Transportation Research	8500014165	University of Tennessee
20.761	I	N	22,917	Biobased Transportation Research	8500022312	University of Tennessee
20.761	I	N	5,202	Biobased Transportation Research	8500022318	University of Tennessee
20.761	I	N	38,467	Biobased Transportation Research	8500022319	University of Tennessee
			<u>5,511,495</u>	Total — Research and Development — U. S. Department of Transportation		
<u>National Aeronautics and Space Administration</u>						
43	D	N	3,288,470	National Aeronautics and Space Administration		
43	I	N	18,659	National Aeronautics and Space Administration	1001-1	X-wave Innovations, Inc.
43	I	N	1,296	National Aeronautics and Space Administration	1378048	Jet Propulsion Laboratory

SCHEDULE OF EXPENDITURES OF FEDERAL AWARDS (DETAIL)

For the Fiscal Year Ended June 30, 2012

Federal CFDA Number	Direct/ Indirect	ARRA	Program Expenditures	CFDA Program Title	Pass-Through Number	Pass-Through Entity Name
43	I	N	4,493	National Aeronautics and Space Administration	1436032	Calif Inst Technolog
43	I	N	24,617	National Aeronautics and Space Administration	2011-0502	IFOS Corporation
43	I	N	14,477	National Aeronautics and Space Administration	3001477342	University of Michigan
43	I	N	49,240	National Aeronautics and Space Administration	9-58-461/MA00002	Natl Space Biom Rsc
43	I	N	-2,055	National Aeronautics and Space Administration	91978/NAS13-99030	Mississippi Space Ser
43	I	N	85,873	National Aeronautics and Space Administration	GO1-12098A	Smithsonian Astrophys Observ
43	I	N	45,408	National Aeronautics and Space Administration	GO9-0062X	Smithsonian Astrophysical
43	I	N	48,413	National Aeronautics and Space Administration	HST-AR-12147.01-A	Space Telescope Sci
43	I	N	5,445	National Aeronautics and Space Administration	N/A	University Ala-Huntsville
43	I	N	108,416	National Aeronautics and Space Administration	NCC 9-58-461	Baylor Col Med
43	I	N	1,038	National Aeronautics and Space Administration	NCSU-03-01-2737-00	Natl Inst. of Aerospace
43	I	N	27,076	National Aeronautics and Space Administration	NCSU-03-01-2892-NC	Natl Inst. of Aerospace
43	I	N	158,080	National Aeronautics and Space Administration	NCSU-03-01-3771-00	Natl Inst. of Aerospace
43	I	N	52,423	National Aeronautics and Space Administration	NCSU-03-01-4720-00	Natl Inst. of Aerospace
43	I	N	5,059	National Aeronautics and Space Administration	NCSU-03-01-4740-00	Natl Inst. of Aerospace
43	I	N	-12,884	National Aeronautics and Space Administration	PO#5600400523/NCC 9	Baylor Col Med
43	I	N	37,906	National Aeronautics and Space Administration	T09-6200-NC / 6224	Natl Inst. of Aerospace
43	I	N	12,793	National Aeronautics and Space Administration	T09-6200-NC-6283	Natl Inst. of Aerospace
43	I	N	57,259	National Aeronautics and Space Administration	USM-GR04146-003	University of Southern Mississippi
43.001	D	N	255,164	Science		
43.001	I	N	20,374	Science	16228099	University of Central FL
43.001	I	N	27,009	Science	230078	Drexel University
43.001	I	N	6,196	Science	G02-13066C	Smithsonian Astrophys Observ
43.001	I	N	1,244	Science	GRT00021391	Ohio State University
43.001	I	N	-363	Science	S100013	Texas A&M University
43.002	I	N	9,777	Aeronautics	RR185-388/4689408	University of Georgia
43.007	D	N	68,701	Space Operations		
43.008	D	N	118,361	Education		
			<u>4,537,965</u>	Total — Research and Development — National Aeronautics and Space Administration		
<u>National Endowment for the Arts and Humanities</u>						
45	I	N	12,280	Federal Council on the Arts and the Humanities	N/A	EPG Consulting
45.024	D	N	160,604	Promotion of the Arts-Grants to Organizations and Individuals		
45.024	I	N	25,000	Promotion of the Arts-Grants to Organizations and Individuals	120524	Arts Midwest
45.024	I	N	10,000	Promotion of the Arts-Grants to Organizations and Individuals	N/A	Arts Midwest
45.025	I	N	8,743	Promotion of the Arts-Partnership Agreements	3795	Southern Arts Federation
45.149	D	N	196,310	Promotion of the Humanities-Division of Preservation and Access		
45.161	D	N	162,037	Promotion of the Humanities-Research		
45.163	D	N	347,917	Promotion of the Humanities-Professional Development		
45.169	D	N	25,410	Promotion of the Humanities-Office of Digital Humanities		
45.301	D	N	37,982	Museums for America		
45.303	D	N	38,357	Conservation Project Support		
45.312	D	N	476,425	National Leadership Grants		
45.312	I	N	84,787	National Leadership Grants	137263-02	Harvard University
45.313	D	N	971,909	Laura Bush 21st Century Librarian Program		
			<u>2,557,761</u>	Total — Research and Development — National Endowment for the Arts and Humanities		

SCHEDULE OF EXPENDITURES OF FEDERAL AWARDS (DETAIL)

For the Fiscal Year Ended June 30, 2012

Federal CFDA Number	Direct/ Indirect	ARRA	Program Expenditures	CFDA Program Title	Pass-Through Number	Pass-Through Entity Name
<u>National Science Foundation</u>						
47	D	N	410,229	National Science Foundation		
47	I	N	9,539	National Science Foundation	1003507	Tacoma Commu College
47	I	N	64,897	National Science Foundation	11-033	University of New Hampshire
47	I	N	665	National Science Foundation	19888-S1	Vanderbilt U Med C
47	I	N	225,732	National Science Foundation	2010-2669	Industrial Research Inst.
47	I	N	429	National Science Foundation	26-0299058-01/0634	Valparaiso University
47	I	N	156,789	National Science Foundation	55800-8949	Cornell University
47	I	N	4,535	National Science Foundation	61309-01	Embry-Riddle Aeronautical University
47	I	N	18,427	National Science Foundation	Agreement Signed 11/29/07	Consortium of Universities for Research in Earthquake Engine
47	I	N	17,866	National Science Foundation	Curee Subcontract	Curee
47	I	N	42,262	National Science Foundation	Email Date 09022010	Product Innovation and Engineering
47	I	N	1,387	National Science Foundation	GOH/UNC 09P2123	Guardians of Honor
47	I	N	137,390	National Science Foundation	N/A	Global Envir Netwo I
47	I	N	2,080	National Science Foundation	UF-EIES-0902006-NC	University of Florida
47.041	D	N	15,215,657	Engineering Grants		
47.041	I	N	26,119	Engineering Grants	1159-7558-206-200628	Clemson University
47.041	I	N	49,909	Engineering Grants	2007-06015-04	University of Illinois
47.041	I	N	54,865	Engineering Grants	2008-01625-01	University of Illinois
47.041	I	N	85,629	Engineering Grants	2009-1212	Valencell Inc.
47.041	I	N	49,823	Engineering Grants	2009-2797	Sinmat, Inc.
47.041	I	N	50,151	Engineering Grants	986029-871H	University of New Mexico
47.041	I	N	193,484	Engineering Grants	EEC-0540834	University of Minnesota
47.041	I	N	14,081	Engineering Grants	EEC-0835992-01	NCIIA
47.041	I	N	1,058	Engineering Grants	IIP-1047239	Altometrics Inc.
47.041	I	N	42,190	Engineering Grants	R7588-G1	GA Inst. of Tech.
47.049	D	N	15,138,688	Mathematical and Physical Sciences		
47.049	I	N	488,435	Mathematical and Physical Sciences	08-SC-NSF-1025	Duke University
47.049	I	N	446,062	Mathematical and Physical Sciences	08-SC-NSF-1026	Duke University
47.049	I	N	34,510	Mathematical and Physical Sciences	12-NSF-1027	Duke University
47.049	I	N	236,195	Mathematical and Physical Sciences	12-NSF-1029	Duke University
47.049	I	N	1,554	Mathematical and Physical Sciences	12-NSF-1093	Duke University
47.049	I	N	66,240	Mathematical and Physical Sciences	201556UNC	University of Notre Dame
47.049	I	N	16,170	Mathematical and Physical Sciences	3001310127	University of Michigan
47.049	I	N	209,543	Mathematical and Physical Sciences	431140	University of Wash-Seattle
47.049	I	N	110,343	Mathematical and Physical Sciences	61-2482NC	Michigan State University
47.049	I	N	122,582	Mathematical and Physical Sciences	627093	University of Washington
47.049	I	N	4,451	Mathematical and Physical Sciences	647F275	University Wisconsin-Madison
47.049	I	N	34,293	Mathematical and Physical Sciences	716554	University of Wash-Seattle
47.049	I	N	26,810	Mathematical and Physical Sciences	PT106955-SC103754	Virginia Commonwealth University
47.049	I	N	34,238	Mathematical and Physical Sciences	RC100639UNC	Michigan State University
47.050	D	N	5,227,768	Geosciences		
47.050	I	N	15,513	Geosciences	161533	University Southern California
47.050	I	N	28,005	Geosciences	208991G	University of Oregon
47.050	I	N	30,592	Geosciences	420-40--53A	Iowa State University
47.050	I	N	49,026	Geosciences	45-25162	Columbia University
47.050	I	N	11,668	Geosciences	48-142-30	Indiana University
47.050	I	N	1	Geosciences	A100617	Woods Hole Ocea Inst
47.050	I	N	-244	Geosciences	PO# T301A12	Consort Ocean Leader

SCHEDULE OF EXPENDITURES OF FEDERAL AWARDS (DETAIL)

For the Fiscal Year Ended June 30, 2012

Federal CFDA Number	Direct/ Indirect	ARRA	Program Expenditures	CFDA Program Title	Pass-Through Number	Pass-Through Entity Name
47.050	I	N	68,517	Geosciences	PO: 10307099	University of Cal-San Diego
47.050	I	N	14,604	Geosciences	RR167-564/4895706	University of Georgia
47.070	D	N	8,042,773	Computer and Information Science and Engineering		
47.070	D	Y	123,909	ARRA - Computer and Information Science and Engineering		
47.070	I	N	59,154	Computer and Information Science and Engineering	14059	Raytheon
47.070	I	N	253,357	Computer and Information Science and Engineering	1872	Raytheon
47.070	I	N	1,920	Computer and Information Science and Engineering	2975-07-0580NCAT	Star Alliance
47.070	I	N	57	Computer and Information Science and Engineering	30085-J	University of Chicago
47.070	I	N	5,456	Computer and Information Science and Engineering	CIF-52	Computing Rsch Assoc
47.074	D	N	13,194,488	Biological Sciences		
47.074	I	N	8,467	Biological Sciences	09-072	University of Alabama-Tusc
47.074	I	N	737	Biological Sciences	09-NSF-1035	Duke University
47.074	I	N	101,227	Biological Sciences	09-NSF-1037	Duke University
47.074	I	N	233	Biological Sciences	10-001	Wake Forest University
47.074	I	N	160,525	Biological Sciences	10-NSF-1060	Duke University
47.074	I	N	269,790	Biological Sciences	10-NSF-1061	Duke University
47.074	I	N	4,711	Biological Sciences	12-NSF-1080	Duke University
47.074	I	N	6,196	Biological Sciences	12-NSF-1081	Duke University
47.074	I	N	12,484	Biological Sciences	27169	University of Delaware
47.074	I	N	11,005	Biological Sciences	27184	University of Delaware
47.074	I	N	39,616	Biological Sciences	3161/200201411	Inst Ecosystem Studi
47.074	I	N	170,573	Biological Sciences	4101-25830 / 08224	Purdue University
47.074	I	N	10,677	Biological Sciences	51200-8396	Cornell University
47.074	I	N	10,571	Biological Sciences	60020128 PO: RF012	Ohio State University
47.074	I	N	494,194	Biological Sciences	61-2075NC	Michigan State University
47.074	I	N	91,174	Biological Sciences	61406-9504	Cornell University
47.074	I	N	18,246	Biological Sciences	721826	University of Wash-Seattle
47.074	I	N	57,926	Biological Sciences	RR272-210/4689628	University of Georgia
47.074	I	N	33,853	Biological Sciences	RR272-210/4895116	University of Georgia
47.074	I	N	9,479	Biological Sciences	S-000208	University of Cal-Riverside
47.074	I	N	37,514	Biological Sciences	USD-07-07	University South Dakota
47.074	I	N	187,527	Biological Sciences	UTA10-000936	University of Texas
47.074	I	N	56,146	Biological Sciences	Y483309	University of Arizona
47.074	I	N	993	Biological Sciences	Y502720	University of Arizona
47.075	D	N	2,837,233	Social, Behavioral, and Economic Sciences		
47.075	I	N	15,315	Social, Behavioral, and Economic Sciences	00007615	University Calif-Berkeley
47.075	I	N	21,073	Social, Behavioral, and Economic Sciences	10321092-SUB	University of California
47.075	I	N	11,383	Social, Behavioral, and Economic Sciences	11-51	SUNY-Research Foundation
47.075	I	N	17,302	Social, Behavioral, and Economic Sciences	PO 10295474	University of California
47.076	D	N	10,625,764	Education and Human Resources		
47.076	I	N	5,812	Education and Human Resources	00006843	University of Cal-Berkeley
47.076	I	N	1,545	Education and Human Resources	10-NSF-1001	Duke University
47.076	I	N	87,567	Education and Human Resources	4101-39134	Purdue University
47.076	I	N	4,544	Education and Human Resources	4554-UNCW-NSF-4670	Penn State University
47.076	I	N	131,014	Education and Human Resources	478639-19071	Virginia Polytech Inst.
47.076	I	N	8,234	Education and Human Resources	930243	Prairie View A&M University
47.076	I	N	21,033	Education and Human Resources	DUE0525433	University of New Hampshire
47.076	I	N	29,212	Education and Human Resources	E2022551	George Mason University
47.076	I	N	8,378	Education and Human Resources	N/A	Carleton College
47.076	I	N	10,640	Education and Human Resources	PRIME: DUE-1022844	Carleton College

SCHEDULE OF EXPENDITURES OF FEDERAL AWARDS (DETAIL)

For the Fiscal Year Ended June 30, 2012

Federal CFDA Number	Direct/ Indirect	ARRA	Program Expenditures	CFDA Program Title	Pass-Through Number	Pass-Through Entity Name
47.076	I	N	17,094	Education and Human Resources	SUBC-2685	Florida A & M University
47.078	D	N	837,590	Polar Programs		
47.078	I	N	372,418	Polar Programs	ANT-0424589	University of Kansas
47.079	D	N	92,153	International Science and Engineering (OISE)		
47.079	I	N	29,695	International Science and Engineering (OISE)	2009-1160	Catawba-Wateree Water Mgmt
47.079	I	N	49,539	International Science and Engineering (OISE)	3000835643	University of Michigan
47.079	I	N	135,981	International Science and Engineering (OISE)	B10537	Rensselaer Polytechnic Inst.
47.080	D	N	2,575,765	Office of Cyberinfrastructure		
47.080	I	N	-7,089	Office of Cyberinfrastructure	1001027	University of Arkansas
47.080	I	N	6,541	Office of Cyberinfrastructure	10778	University of Arizona
47.080	I	N	46,219	Office of Cyberinfrastructure	10779	University of Arizona
47.080	I	N	90,904	Office of Cyberinfrastructure	180K121	University Wisconsin
47.080	I	N	2,409	Office of Cyberinfrastructure	2007-01077-04	University of Ill Champaign
47.081	D	N	38,276	Office of Experimental Program to Stimulate Competitive Research		
47.081	D	Y	198,073	ARRA - Office of Experimental Program to Stimulate Competitive Research		
47.082	D	Y	7,852,032	ARRA - Trans-NSF Recovery Act Research Support		
47.082	I	Y	25,478	ARRA - Trans-NSF Recovery Act Research Support	3048106073-10-330	University of Kentucky
47.082	I	Y	131,356	ARRA - Trans-NSF Recovery Act Research Support	60443	Louisiana State University
47.082	I	Y	50,441	ARRA - Trans-NSF Recovery Act Research Support	DEB-0842364	University of Oklahoma
47.082	I	Y	128,107	ARRA - Trans-NSF Recovery Act Research Support	N/A	Global Envir Netwo I
47.082	I	Y	123,063	ARRA - Trans-NSF Recovery Act Research Support	PO#9500010119	Global Envir Netwo I
47.082	I	Y	1,449	ARRA - Trans-NSF Recovery Act Research Support	Q01397	New Mexico State University
47.082	I	Y	37,581	ARRA - Trans-NSF Recovery Act Research Support	RES504243	Case Western Reserve
			<u>89,436,859</u>	Total — Research and Development — National Science Foundation		

U. S. Department of Veterans Affairs

64	D	N	193,994	U. S. Department of Veterans Affairs		
			<u>193,994</u>	Total — Research and Development — U. S. Department of Veterans Affairs		

U. S. Environmental Protection Agency

66	D	N	4,212,294	U. S. Environmental Protection Agency		
66	I	N	11,377	U. S. Environmental Protection Agency	4019	AWWA Research Found.
66	I	N	6,385	U. S. Environmental Protection Agency	910302	Sonoma Technology
66	I	N	10,217	U. S. Environmental Protection Agency	N/A	Mid-Atlantic Reg Air
66	I	N	14,113	U. S. Environmental Protection Agency	PO4-NAR403-UNC	Ec/R Inc.
66.001	D	N	1,946,171	Air Pollution Control Program Support		
66.202	D	N	3,151	Congressionally Mandated Projects		
66.202	I	N	61,613	Congressionally Mandated Projects	04366	Water Research Fdn
66.202	I	N	61,353	Congressionally Mandated Projects	1547014 (PO# 00000	University of Colorado-Boulder
66.202	I	N	8,632	Congressionally Mandated Projects	EPA83438801	Consortium for Plant Biotechnology Research, Inc.
66.202	I	N	62,615	Congressionally Mandated Projects	EPA83438801-309	Consortium for Plant Biotechnology Research, Inc.
66.202	I	N	9,889	Congressionally Mandated Projects	V 10.2.2008 / 2010	Syngenta
66.203	D	N	259,852	Environmental Finance Center Grants		
66.419	D	N	7,515,065	Water Pollution Control State, Interstate, and Tribal Program Support		
66.436	D	N	32,979	Surveys, Studies, Investigations, Demonstrations, and Training Grants and Cooperative Agreements-Section 104(b)(3) of the Clean Water Act		
66.461	D	N	842,783	Regional Wetland Program Development Grants		
66.461	I	N	9,937	Regional Wetland Program Development Grants	429-20-06	Iowa State University
66.500	D	N	236	Environmental Protection-Consolidated Research		
66.500	I	N	354,468	Environmental Protection-Consolidated Research	4902-RFA10-1/11-3	Health Effects Inst

SCHEDULE OF EXPENDITURES OF FEDERAL AWARDS (DETAIL)

For the Fiscal Year Ended June 30, 2012

Federal CFDA Number	Direct/ Indirect	ARRA	Program Expenditures	CFDA Program Title	Pass-Through Number	Pass-Through Entity Name
66.509	D	N	1,819,139	Science to Achieve Results (STAR) Research Program		
66.509	I	N	14,756	Science to Achieve Results (STAR) Research Program	0007899B	University of Tex Houston
66.511	D	N	1,206,992	Office of Research and Development Consolidated Research/Training/Fellowships		
66.514	D	N	43,651	Science to Achieve Results (STAR) Fellowship Program		
66.516	D	N	31,586	P3 Award: National Student Design Competition for Sustainability		
66.517	D	N	8,042	Regional Applied Research Efforts (RARE)		
66.517	I	N	19,035	Regional Applied Research Efforts (RARE)	Z982801	University MD College Park
66.611	D	N	29,990	Environmental Policy and Innovation Grants		
66.708	D	N	70,874	Pollution Prevention Grants Program		
66.714	D	N	41,111	Regional Agricultural IPM Grants		
66.809	D	N	280,882	Superfund State and Indian Tribe Core Program Cooperative Agreements		
			<u>18,989,188</u>	Total — Research and Development — U. S. Environmental Protection Agency		

U. S. Nuclear Regulatory Commission

77	D	N	174,432	Nuclear Regulatory Commission		
			<u>174,432</u>	Total — Research and Development — U. S. Nuclear Regulatory Commission		

U. S. Department of Energy

81	D	N	1,282,402	U. S. Department of Energy		
81	D	Y	186,446	ARRA - U. S. Department of Energy		
81	I	N	5,487	U. S. Department of Energy	0000028087	Savannah River Nuclear Sol.
81	I	N	33,563	U. S. Department of Energy	00042959 #00001	Battelle Energy Alliance, LLC
81	I	N	25,584	U. S. Department of Energy	00042959 #0001	Battelle Energy Alliance, LLC
81	I	N	45,103	U. S. Department of Energy	00042959 #12	Battelle Energy Alliance, LLC
81	I	N	355	U. S. Department of Energy	00042959 #15	Battelle Energy Alliance, LLC
81	I	N	236,188	U. S. Department of Energy	00042959 #21	Battelle Energy Alliance, LLC
81	I	N	119,004	U. S. Department of Energy	00042959 #23	Battelle Energy Alliance, LLC
81	I	N	115,304	U. S. Department of Energy	00042959 #26	Battelle Energy Alliance, LLC
81	I	N	173,269	U. S. Department of Energy	00042959 #27	Battelle Energy Alliance, LLC
81	I	N	323,453	U. S. Department of Energy	00042959 #28	Battelle Energy Alliance, LLC
81	I	N	113,369	U. S. Department of Energy	00042959 #29	Battelle Energy Alliance, LLC
81	I	N	61,204	U. S. Department of Energy	00042959 #30	Battelle Energy Alliance, LLC
81	I	N	73,857	U. S. Department of Energy	00042959 #31	Battelle Energy Alliance, LLC
81	I	N	17,626	U. S. Department of Energy	00042959 #34	Battelle Energy Alliance, LLC
81	I	N	49,551	U. S. Department of Energy	00042959 #35	Battelle Energy Alliance, LLC
81	I	N	19,407	U. S. Department of Energy	00042959 #38	Battelle Energy Alliance, LLC
81	I	N	49,855	U. S. Department of Energy	00042959 #45	Battelle Energy Alliance, LLC
81	I	N	291,303	U. S. Department of Energy	00042959 40	Battelle Energy Alliance, LLC
81	I	N	107,361	U. S. Department of Energy	00042959 42	Battelle Energy Alliance, LLC
81	I	N	47,893	U. S. Department of Energy	00042959-00032	Idaho National Laboratory
81	I	N	20,151	U. S. Department of Energy	00042959-00048	Battelle Energy Alliance, LLC
81	I	N	11,185	U. S. Department of Energy	00042959-00049	Battelle Energy Alliance, LLC
81	I	N	1,010	U. S. Department of Energy	00042959-00050	Battelle Energy Alliance, LLC
81	I	N	43,553	U. S. Department of Energy	00042959-47	Battelle Energy Alliance, LLC
81	I	N	17,857	U. S. Department of Energy	00042959-RELEASE N	Battelle Energy Alliance, LLC
81	I	N	42,963	U. S. Department of Energy	00119867	Battelle
81	I	N	-210	U. S. Department of Energy	01152010	So Alli Clean Energy
81	I	N	15,024	U. S. Department of Energy	1-340-0211955	RTI International
81	I	N	22,180	U. S. Department of Energy	10-NICCR-1109	Duke University
81	I	N	29,352	U. S. Department of Energy	1117724	Sandia National Lab

SCHEDULE OF EXPENDITURES OF FEDERAL AWARDS (DETAIL)

For the Fiscal Year Ended June 30, 2012

Federal CFDA Number	Direct/ Indirect	ARRA	Program Expenditures	CFDA Program Title	Pass-Through Number	Pass-Through Entity Name
81	I	N	20,583	U. S. Department of Energy	1198788	Sandia National Lab
81	I	N	3,932	U. S. Department of Energy	1213550	Sandia National Lab
81	I	N	35,526	U. S. Department of Energy	130740-1	Los Alamos Nat'l Lab
81	I	N	18,864	U. S. Department of Energy	172092-1	Los Alamos Nat'l Lab
81	I	N	121,131	U. S. Department of Energy	256K222	University of Wisconsin
81	I	N	3,236	U. S. Department of Energy	4000006079	UT-Battelle LLC
81	I	N	65,063	U. S. Department of Energy	4000028105	UT-Battelle LLC
81	I	N	12,268	U. S. Department of Energy	4000029406	UT-Battelle LLC
81	I	N	77,654	U. S. Department of Energy	4000040729	UT-Battelle LLC
81	I	N	50,220	U. S. Department of Energy	4000056870	UT-Battelle LLC
81	I	N	70,798	U. S. Department of Energy	4000058620	UT-Battelle LLC
81	I	N	43,841	U. S. Department of Energy	4000059924	UT-Battelle LLC
81	I	N	79,138	U. S. Department of Energy	4000061675	UT-Battelle LLC
81	I	N	206,356	U. S. Department of Energy	4000063401	UT-Battelle LLC
81	I	N	35,192	U. S. Department of Energy	4000063955	UT-Battelle LLC
81	I	N	287	U. S. Department of Energy	4000080533	UT-Battelle LLC
81	I	N	45,780	U. S. Department of Energy	4000086391	UT-Battelle LLC
81	I	N	71,357	U. S. Department of Energy	4000089282	UT-Battelle LLC
81	I	N	340,332	U. S. Department of Energy	4000089381	Ut-Battelle/Ornl
81	I	N	903,162	U. S. Department of Energy	4000096612	Ut-Battelle/Ornl
81	I	N	52,634	U. S. Department of Energy	4000097399	Ut-Battelle/Ornl
81	I	N	57,005	U. S. Department of Energy	4000099327	UT-Battelle LLC
81	I	N	16,802	U. S. Department of Energy	4000110308	UT-Battelle LLC
81	I	N	9,577	U. S. Department of Energy	4000112247	Oak Ridge National Lab
81	I	N	15,922	U. S. Department of Energy	404	Corrim
81	I	N	8,422	U. S. Department of Energy	42959 #38	Battelle Energy Alliance, LLC
81	I	N	44,148	U. S. Department of Energy	42959-37	Battelle Energy Alliance, LLC
81	I	N	37,600	U. S. Department of Energy	68393-01	Battelle Energy Alliance, LLC
81	I	N	135,276	U. S. Department of Energy	68393-02	Battelle Energy Alliance, LLC
81	I	N	10,730	U. S. Department of Energy	68393-03	Idaho National Laboratory
81	I	N	21,992	U. S. Department of Energy	6871849	L. Berkeley Nat'l Lab
81	I	N	241,853	U. S. Department of Energy	6879279	L. Berkeley Nat'l Lab
81	I	N	73,435	U. S. Department of Energy	81279-001-10	Los Alamos Nat'l Lab
81	I	N	55,324	U. S. Department of Energy	85000-001-10	Los Alamos Nat'l Lab
81	I	N	160,654	U. S. Department of Energy	86665-002-10	Los Alamos Nat'l Lab
81	I	N	9,492	U. S. Department of Energy	AC70110 O	Savannah River Nuclear Sol.
81	I	N	133,860	U. S. Department of Energy	AC858780	Savannah River Nuclear Sol.
81	I	N	2,736	U. S. Department of Energy	AFT-1-11320-01	National Renewable Energy Lab
81	I	N	461	U. S. Department of Energy	Check #32829	Thurgood Marshall College Fund
81	I	N	286,045	U. S. Department of Energy	N/A	Georgia Env Facil Au
81	I	N	39,280	U. S. Department of Energy	PO4500305158 BRIAN	Allegheny Energy, Inc.
81	I	N	90,704	U. S. Department of Energy	XGB-1-11444-01	National Renewable Energy Lab
81	I	Y	17,125	ARRA - U. S. Department of Energy	1-340-0212662	RTI International
81	I	Y	134,268	ARRA - U. S. Department of Energy	2010MCA-0410-0827-UN	Ctr Climate Strategi
81	I	Y	128,021	ARRA - U. S. Department of Energy	2012-0511	Grid Logic, Inc.
81	I	Y	13,975	ARRA - U. S. Department of Energy	4/7/11	Florida Solar Energy Center
81	I	Y	87,488	ARRA - U. S. Department of Energy	DE-EE-0002628	Progress Energy Carolinas
81	I	Y	-20	ARRA - U. S. Department of Energy	N/A	Town of Cary
81	I	Y	30,427	ARRA - U. S. Department of Energy	R01276-ARRA	Florida State University
81.049	D	N	8,008,665	Office of Science Financial Assistance Program		

SCHEDULE OF EXPENDITURES OF FEDERAL AWARDS (DETAIL)

For the Fiscal Year Ended June 30, 2012

Federal CFDA Number	Direct/ Indirect	ARRA	Program Expenditures	CFDA Program Title	Pass-Through Number	Pass-Through Entity Name
81.049	D	Y	3,494,138	ARRA - Office of Science Financial Assistance Program		
81.049	I	N	56,032	Office of Science Financial Assistance Program	#4030 P.O. NO: 104	Supercon Inc.
81.049	I	N	76,927	Office of Science Financial Assistance Program	08-SC-NICCR-1072	Duke University
81.049	I	N	40,353	Office of Science Financial Assistance Program	10-NICCR-1108	Duke University
81.049	I	N	82,132	Office of Science Financial Assistance Program	2010-0054	Muons, Incorporated
81.049	I	N	128,100	Office of Science Financial Assistance Program	2010-0453 PO NO.	Supercon Inc.
81.049	I	N	50,222	Office of Science Financial Assistance Program	2010-1026	Calabazas Creek Research, Inc.
81.049	I	N	34,047	Office of Science Financial Assistance Program	2011-2881	Muons, Incorporated
81.049	I	N	24,413	Office of Science Financial Assistance Program	2012-0171	Ngimat Co.
81.049	I	N	17,555	Office of Science Financial Assistance Program	5-000521	University of Calif-Riverside
81.049	I	N	211,308	Office of Science Financial Assistance Program	GQ10044-133949	University of Virginia
81.049	I	N	149,595	Office of Science Financial Assistance Program	PO: 0000141077	University of Utah
81.049	I	N	-744	Office of Science Financial Assistance Program	TUL-536-06/07	Tulane University
81.049	I	N	388,978	Office of Science Financial Assistance Program	WU-HT-10-09 PO: 29	Washington University
81.049	I	Y	66,199	ARRA - Office of Science Financial Assistance Program	23879	University of Delaware
81.049	I	Y	521,506	ARRA - Office of Science Financial Assistance Program	4005-NCSU-DOE-1090	Penn State University
81.049	I	Y	18,949	ARRA - Office of Science Financial Assistance Program	4286-NCSU-USDE-109	Penn State University
81.086	D	N	117,127	Conservation Research and Development		
81.086	I	N	5,446	Conservation Research and Development	400119429	GE Global Research
81.086	I	Y	77,926	ARRA - Conservation Research and Development	4105-39625	Purdue University
81.087	D	N	2,827,838	Renewable Energy Research and Development		
81.087	I	N	312	Renewable Energy Research and Development	21E008-03	Texas Tech University
81.087	I	N	27,178	Renewable Energy Research and Development	3TG153	South Dakota State University
81.087	I	N	27,504	Renewable Energy Research and Development	DE-EE0004420.001	AWS Truepower (AWST)
81.087	I	N	3,596	Renewable Energy Research and Development	GO12026-267	CPBR, Inc.
81.087	I	N	11,816	Renewable Energy Research and Development	GO12026-330	Consortium for Plant Biotechnology Research, Inc.
81.087	I	N	75,371	Renewable Energy Research and Development	GO12026-331	Consortium for Plant Biotechnology Research, Inc.
81.087	I	Y	3,721	ARRA - Renewable Energy Research and Development	2010-1508	Diversified Energy Corp.
81.087	I	Y	27,944	ARRA - Renewable Energy Research and Development	EE0002611-600	Celgard
81.087	I	Y	168,393	ARRA - Renewable Energy Research and Development	EE0002611-600/ PO#	Celgard
81.087	I	Y	35,876	ARRA - Renewable Energy Research and Development	S00000110	Gas Technology Institute
81.089	D	N	118,802	Fossil Energy Research and Development		
81.089	I	N	2,980	Fossil Energy Research and Development	S00000070	Gas Technology Institute
81.112	D	N	231,966	Stewardship Science Grant Program		
81.113	D	N	285,382	Defense Nuclear Nonproliferation Research		
81.117	D	N	524,286	Energy Efficiency and Renewable Energy Information Dissemination, Outreach, Training and Technical Analysis/Assistance		
81.121	D	N	77,230	Nuclear Energy Research, Development and Demonstration		
81.121	I	N	195,070	Nuclear Energy Research, Development and Demonstration	00042959 #24	Battelle Energy Alliance, LLC
81.121	I	N	46,287	Nuclear Energy Research, Development and Demonstration	00042959 RELEASE #	Idaho National Laboratory
81.121	I	N	60,073	Nuclear Energy Research, Development and Demonstration	00042959-00032	Idaho National Laboratory
81.121	I	N	37,770	Nuclear Energy Research, Development and Demonstration	108880-G0022987	Washington State University
81.123	D	N	160,005	National Nuclear Security Administration (NNSA) Minority Serving Institutions (MSI) Program		
81.135	D	N	1,231,315	Advanced Research and Projects Agency-Energy Financial Assistance Program		
81.135	D	Y	999,039	ARRA - Advanced Research and Projects Agency-Energy Financial Assistance Program		
81.135	I	N	6,307	Advanced Research and Projects Agency-Energy Financial Assistance Program	12-910	Arizona State University

SCHEDULE OF EXPENDITURES OF FEDERAL AWARDS (DETAIL)

For the Fiscal Year Ended June 30, 2012

Federal CFDA Number	Direct/ Indirect	ARRA	Program Expenditures	CFDA Program Title	Pass-Through Number	Pass-Through Entity Name
81.135	I	Y	108,067	ARRA - Advanced Research and Projects Agency-Energy Financial Assistance Program	10-359	Arizona State University
81.135	I	Y	224,430	ARRA - Advanced Research and Projects Agency-Energy Financial Assistance Program	11-001 / DE-FOA-00	Cree, Inc.
			<u>28,788,037</u>	Total — Research and Development — U. S. Department of Energy		
<u>U. S. Department of Education</u>						
84	D	N	16,012,636	U. S. Department of Education		
84	I	N	224,545	U. S. Department of Education	LPO-02013 L6043 TA	American Inst for Rsch
84	I	N	53,785	U. S. Department of Education	S11-023	Wested
84.015	D	N	1,947,556	National Resource Centers Program for Foreign Language and Area Studies or Foreign Language and International Studies Program and Foreign Language and Area Studies Fellowship Program		
84.015	I	N	2,459	National Resource Centers Program for Foreign Language and Area Studies or Foreign Language and International Studies Program and Foreign Language and Area Studies Fellowship Program	06-SC-DED-1081	Duke University
84.015	I	N	-2,832	National Resource Centers Program for Foreign Language and Area Studies or Foreign Language and International Studies Program and Foreign Language and Area Studies Fellowship Program	07-SC-DED-1002	Duke University
84.015	I	N	-240	National Resource Centers Program for Foreign Language and Area Studies or Foreign Language and International Studies Program and Foreign Language and Area Studies Fellowship Program	08-DED-1080	Duke University
84.015	I	N	98,683	National Resource Centers Program for Foreign Language and Area Studies or Foreign Language and International Studies Program and Foreign Language and Area Studies Fellowship Program	11-DED-1019	Duke University
84.015	I	N	2,790	National Resource Centers Program for Foreign Language and Area Studies or Foreign Language and International Studies Program and Foreign Language and Area Studies Fellowship Program	11-FLAS-1028	Duke University
84.015	I	N	332,917	National Resource Centers Program for Foreign Language and Area Studies or Foreign Language and International Studies Program and Foreign Language and Area Studies Fellowship Program	12-FLAS-1006	Duke University
84.022	D	N	39,370	Overseas Programs-Doctoral Dissertation Research Abroad		
84.116	D	N	49,510	Fund for the Improvement of Postsecondary Education		
84.120	D	N	9,177	Minority Science and Engineering Improvement		
84.129	D	N	103,805	Rehabilitation Long-Term Training		
84.133	D	N	433,977	National Institute on Disability and Rehabilitation Research		
84.133	I	N	8,500	National Institute on Disability and Rehabilitation Research	2011-00715-02-00	University of Ill-Chicago
84.153	D	N	81,701	Business and International Education Projects		
84.170	D	N	458,129	Javits Fellowships		
84.200	D	N	248,977	Graduate Assistance in Areas of National Need		
84.215	I	N	15,088	Fund for the Improvement of Education	2012-84-01	Pender County Schools
84.217	D	N	218,607	TRIO-McNair Post-Baccalaureate Achievement		
84.220	D	N	159,150	Centers for International Business Education		
84.234	I	N	28,756	Projects with Industry	RR242-421/4785206	University of Georgia
84.264	I	N	27,804	Rehabilitation Training-Continuing Education	23482-02063-SO3	Syracuse University
84.286	I	N	32,832	Ready to Teach	U286A050018	Alabama Public Telev
84.295	I	N	-96	Ready-To-Learn Television	N/A	Michael Cohen Group
84.305	D	N	1,819,886	Education Research, Development and Dissemination		
84.305	I	N	9,485	Education Research, Development and Dissemination	12-ED-1094	Duke University
84.305	I	N	25,095	Education Research, Development and Dissemination	12-ED-1095	Duke University
84.305	I	N	59,790	Education Research, Development and Dissemination	21372-S4	Vanderbilt U Med C

SCHEDULE OF EXPENDITURES OF FEDERAL AWARDS (DETAIL)

For the Fiscal Year Ended June 30, 2012

Federal CFDA Number	Direct/ Indirect	ARRA	Program Expenditures	CFDA Program Title	Pass-Through Number	Pass-Through Entity Name
84.305	I	N	210,575	Education Research, Development and Dissemination	4475-UNC-USDE-0079	Penn State University
84.305	I	N	178,715	Education Research, Development and Dissemination	GM10087-126361	University of Virginia
84.323	I	N	42,424	Special Education-State Personnel Development	2011-00204/00370	Minnesota Dept Educ
84.324	D	N	2,063,971	Research in Special Education		
84.324	I	N	248,636	Research in Special Education	224061B	University of Oregon
84.325	D	N	2,635,416	Special Education-Personnel Development to Improve Services and Results for Children with Disabilities		
84.325	I	N	8,075	Special Education-Personnel Development to Improve Services and Results for Children with Disabilities	F-2012-115	University of Toledo
84.325	I	N	6,926	Special Education-Personnel Development to Improve Services and Results for Children with Disabilities	N/A	Norhampt Comm Coll
84.326	D	N	4,230,539	Special Education-Technical Assistance and Dissemination to Improve Services and Results for Children with Disabilities		
84.326	I	N	61,037	Special Education-Technical Assistance and Dissemination to Improve Services and Results for Children with Disabilities	223791B	University of Oregon
84.326	I	N	293,866	Special Education-Technical Assistance and Dissemination to Improve Services and Results for Children with Disabilities	51-001050	SRI International
84.326	I	N	43,366	Special Education-Technical Assistance and Dissemination to Improve Services and Results for Children with Disabilities	5830-1251-00-E	University of So Florida
84.326	I	N	58,649	Special Education-Technical Assistance and Dissemination to Improve Services and Results for Children with Disabilities	AUM-SA-001-2011	Auburn University
84.326	I	N	183,473	Special Education-Technical Assistance and Dissemination to Improve Services and Results for Children with Disabilities	UKRF 3048106788-10-3	University of Kentucky
84.327	D	N	202,861	Special Education-Technology and Media Services for Individuals with Disabilities		
84.359	I	N	-8,497	Early Reading First	N/A	Richmond Co School
84.365	D	N	67,041	English Language Acquisition Grants		
84.373	I	N	227,972	Special Education-Technical Assistance on State Data Collection	FY2011-094	University of Kansas
84.381	D	N	194,310	Baccalaureate Degrees in Science, Technology, Engineering, Mathematics, and Critical Foreign Languages and Master's Degrees in Science, Technology, Engineering, Mathematics, and Critical Foreign Languages		
84.382	D	N	611,358	Strengthening Minority-Serving Institutions		
84.396	I	Y	42,101	ARRA - State Fiscal Stabilization Fund (SFSF)-Investing in Innovation (i3) Fund, Recovery Act	60033310	Ohio State University
			<u>34,104,656</u>	Total — Research and Development — U. S. Department of Education		
<u>National Archives and Records Administration</u>						
89.003	D	N	99,562	National Historical Publications and Records Grants		
89.003	I	N	-189	National Historical Publications and Records Grants	3001166513	University of Michigan
			<u>99,373</u>	Total — Research and Development — National Archives and Records Administration		
<u>U. S. Institute of Peace</u>						
91.002	D	N	-133	Priority Grant Competition		
			<u>-133</u>	Total — Research and Development — U. S. Institute of Peace		
<u>U. S. Department of Health and Human Services</u>						
93	D	N	23,210,464	U. S. Department of Health and Human Services		
93	D	Y	2,278,272	ARRA - U. S. Department of Health and Human Services		
93	I	N	32,211	U. S. Department of Health and Human Services	#547662 DR APPERSO	Tulane University
93	I	N	66,288	U. S. Department of Health and Human Services	#547663 DR SCHAL	Tulane University
93	I	N	195,583	U. S. Department of Health and Human Services	0000680541	Fred Hutchinson Cancer Research Ctr.
93	I	N	64,740	U. S. Department of Health and Human Services	0000724840	Fred Hutchinson Cancer Research Ctr.

SCHEDULE OF EXPENDITURES OF FEDERAL AWARDS (DETAIL)

For the Fiscal Year Ended June 30, 2012

Federal CFDA Number	Direct/ Indirect	ARRA	Program Expenditures	CFDA Program Title	Pass-Through Number	Pass-Through Entity Name
93	I	N	26,966	U. S. Department of Health and Human Services	000278614-003	University of Alabama-Birm
93	I	N	27,508	U. S. Department of Health and Human Services	0007425-405829-1	University of Pitt
93	I	N	147,111	U. S. Department of Health and Human Services	00663-2935.001	American Inst for Rsch
93	I	N	219,785	U. S. Department of Health and Human Services	0080.0059/814	Family Health International
93	I	N	26,179	U. S. Department of Health and Human Services	0080.0144/955	Family Health International
93	I	N	7,984	U. S. Department of Health and Human Services	0080.0145/956	Family Health International
93	I	N	13,567	U. S. Department of Health and Human Services	020808-406807-3	University of Pitt
93	I	N	190,271	U. S. Department of Health and Human Services	0258-3961	Mt Sinai School of Medicine
93	I	N	-6,589	U. S. Department of Health and Human Services	05-0864	New York University
93	I	N	45,134	U. S. Department of Health and Human Services	06861S01686	Mathematica Pol Res
93	I	N	108,730	U. S. Department of Health and Human Services	1-312-0210837	RTI International
93	I	N	2,120	U. S. Department of Health and Human Services	1-340-0212174	RTI International
93	I	N	107,012	U. S. Department of Health and Human Services	1-N01-CN43302-WA-2	Cornell University
93	I	N	102,735	U. S. Department of Health and Human Services	10-070/0000000519	University Texas-Galveston
93	I	N	-1,248	U. S. Department of Health and Human Services	10-14025-05-06-C1	H Lee Moffitt Cancer
93	I	N	83,758	U. S. Department of Health and Human Services	10-312-0212746	RTI International
93	I	N	264,967	U. S. Department of Health and Human Services	10.10.90038	Hebrew Rehab Ctr
93	I	N	20	U. S. Department of Health and Human Services	1053500140042	Chronic Disease Dire
93	I	N	-10,661	U. S. Department of Health and Human Services	1075195-4-48396/08-4	Research Fdn of SUNY
93	I	N	62,937	U. S. Department of Health and Human Services	107741	University Calif-San Francisco
93	I	N	21,103	U. S. Department of Health and Human Services	108311	University Calif-San Francisco
93	I	N	3,361	U. S. Department of Health and Human Services	129578	Duke University
93	I	N	94,354	U. S. Department of Health and Human Services	17654	Natl Chldhd Cncr Fdn
93	I	N	235,898	U. S. Department of Health and Human Services	19836-S1	Vanderbilt U Med C
93	I	N	17,318	U. S. Department of Health and Human Services	2011120781	Group Hlth Rsc Inst
93	I	N	3,885	U. S. Department of Health and Human Services	2012026532/HHSN26820	Wake Forest University
93	I	N	5,726	U. S. Department of Health and Human Services	20576	ABT Assoc Inc.
93	I	N	137,138	U. S. Department of Health and Human Services	213	Family Health International
93	I	N	305,881	U. S. Department of Health and Human Services	24982	ABT Assoc Inc.
93	I	N	178,895	U. S. Department of Health and Human Services	24986	ABT Assoc Inc.
93	I	N	17,426	U. S. Department of Health and Human Services	25051-08-381	La Jolla Ins Allergy
93	I	N	34,528	U. S. Department of Health and Human Services	283-07-5202	CRP Inc
93	I	N	29,112	U. S. Department of Health and Human Services	2905791A/ WU-08-104	Wash University-St Louis
93	I	N	259,002	U. S. Department of Health and Human Services	29XS126/A59101	SAIC-Frederick Inc
93	I	N	244,376	U. S. Department of Health and Human Services	29XS126/A62138	SAIC-Frederick Inc
93	I	N	4,273	U. S. Department of Health and Human Services	303-7870	Duke University
93	I	N	142,123	U. S. Department of Health and Human Services	30305	Wake Forest University
93	I	N	-623	U. S. Department of Health and Human Services	3036656/131860	Duke University Med Ctr
93	I	N	-3,931	U. S. Department of Health and Human Services	3046859900-09-358	University of Kentucky
93	I	N	-27,435	U. S. Department of Health and Human Services	3048104037-09-105	University of Kentucky
93	I	N	97,538	U. S. Department of Health and Human Services	33001	Wake Forest University
93	I	N	155	U. S. Department of Health and Human Services	4-312-0210837	RTI International
93	I	N	20,541	U. S. Department of Health and Human Services	40-4113/UNC-3	Nat Bureau Econ Res
93	I	N	28,940	U. S. Department of Health and Human Services	431630-19467	VA Polytechnic Inst
93	I	N	-3,396	U. S. Department of Health and Human Services	4400164339	Science Appli Int'l
93	I	N	261,674	U. S. Department of Health and Human Services	451	Assc University Ctr Disab
93	I	N	223,632	U. S. Department of Health and Human Services	4549	McKing Consult Corp
93	I	N	-3,458	U. S. Department of Health and Human Services	5-20911	Oak Ridge Inst Scien
93	I	N	-291	U. S. Department of Health and Human Services	5-21630	Scripps Resch Inst
93	I	N	2,103	U. S. Department of Health and Human Services	5-21750	Scripps Resch Inst

SCHEDULE OF EXPENDITURES OF FEDERAL AWARDS (DETAIL)

For the Fiscal Year Ended June 30, 2012

Federal CFDA Number	Direct/ Indirect	ARRA	Program Expenditures	CFDA Program Title	Pass-Through Number	Pass-Through Entity Name
93	I	N	3,465	U. S. Department of Health and Human Services	5-P01-HL087203-03	Beth Israel Deacon M
93	I	N	34,213	U. S. Department of Health and Human Services	5-P01-HL087203-04	Beth Israel Deacon M
93	I	N	54,395	U. S. Department of Health and Human Services	5215810-5500000265	Broad Institute
93	I	N	-26	U. S. Department of Health and Human Services	53362	RTI International
93	I	N	627,098	U. S. Department of Health and Human Services	576652	University of Wash-Seattle
93	I	N	18,033	U. S. Department of Health and Human Services	5U01HD050094-04	University of Alabama-Birm
93	I	N	42,399	U. S. Department of Health and Human Services	66242L/ PO M117862	University of Miami
93	I	N	59,571	U. S. Department of Health and Human Services	6671S00150	Mathematica Pol Res
93	I	N	5,515	U. S. Department of Health and Human Services	79184CBS36	Booz Allen&Hamilton
93	I	N	70,357	U. S. Department of Health and Human Services	8-49462	McMaster University
93	I	N	169,428	U. S. Department of Health and Human Services	80391	Hlth Res and Educ Tr
93	I	N	993	U. S. Department of Health and Human Services	8412-77804-X	Johns Hopkins University
93	I	N	34,343	U. S. Department of Health and Human Services	8447-S02	Westat
93	I	N	14,086	U. S. Department of Health and Human Services	8502-90010-6	Johns Hopkins University
93	I	N	-2,864	U. S. Department of Health and Human Services	861	Family Health International
93	I	N	47,539	U. S. Department of Health and Human Services	861/0080.0016	Family Health International
93	I	N	20,498	U. S. Department of Health and Human Services	8610-PO-004 UNC	Westat
93	I	N	51,076	U. S. Department of Health and Human Services	8858-S-002	Westat
93	I	N	141,507	U. S. Department of Health and Human Services	888-11-16-04	RTI Rsch Triangle In
93	I	N	159,192	U. S. Department of Health and Human Services	89369 / HHSN275200	Res Fdn Mentl Hygiene
93	I	N	6,558	U. S. Department of Health and Human Services	8977-S-003	Westat
93	I	N	16,140	U. S. Department of Health and Human Services	94289DBS47/B28950-27	Booz Allen&Hamilton
93	I	N	3,426	U. S. Department of Health and Human Services	9920120010	Rand Corporation, Inc
93	I	N	649,966	U. S. Department of Health and Human Services	A56711/29XS126	SAIC-Frederick Inc
93	I	N	1,399,842	U. S. Department of Health and Human Services	A56768/29XS126	SAIC-Frederick Inc
93	I	N	1,630	U. S. Department of Health and Human Services	AG029824	Wake Forest University School of Medicine
93	I	N	51,590	U. S. Department of Health and Human Services	AI15416	University Calif-San Francisco
93	I	N	-31,939	U. S. Department of Health and Human Services	BRS-ACURE-Q-06-00160	Social & Scientific
93	I	N	63,621	U. S. Department of Health and Human Services	BRS-IMPCT-Q-06-00102	Social & Scientific
93	I	N	12,930	U. S. Department of Health and Human Services	CA80098	Am Coll Radiol. Imag
93	I	N	11,724	U. S. Department of Health and Human Services	COLT STUDY 2 UNC	Case Western Reserve
93	I	N	21,987	U. S. Department of Health and Human Services	CRB-UCLA1-S-10-00048	Social & Scientific
93	I	N	9,719	U. S. Department of Health and Human Services	DC010668	Boston University
93	I	N	6,167	U. S. Department of Health and Human Services	DK063455	University of Michigan
93	I	N	51,244	U. S. Department of Health and Human Services	EY14231	Jaeb Ctr for Hlth Re
93	I	N	3,971	U. S. Department of Health and Human Services	FD003516	Boston University
93	I	N	36,298	U. S. Department of Health and Human Services	GC12015.136204	University of Virginia
93	I	N	3,507	U. S. Department of Health and Human Services	GC12015.136207	University of Virginia
93	I	N	32,158	U. S. Department of Health and Human Services	GC12015.136209	University of Virginia
93	I	N	-923	U. S. Department of Health and Human Services	GMO-010108/N01MH900	UT Southwest Med Ctr
93	I	N	103	U. S. Department of Health and Human Services	GMO-010171	UT Southwest Med Ctr
93	I	N	-131	U. S. Department of Health and Human Services	GMO010108/N01MH90003	UT Southwest Med Ctr
93	I	N	10,634	U. S. Department of Health and Human Services	HHSA290200600011	ABT Assoc Inc.
93	I	N	160	U. S. Department of Health and Human Services	HHSN261200622008C	H Lee Moffitt Cancer
93	I	N	95,024	U. S. Department of Health and Human Services	HHSN272201000053C	Duke University Medical Ctr
93	I	N	1,622	U. S. Department of Health and Human Services	HL27520	Duke University
93	I	N	1,002	U. S. Department of Health and Human Services	ITN10200-00SC	University Calif-San Francisco
93	I	N	11,197	U. S. Department of Health and Human Services	K000038-S02	Kitware Inc
93	I	N	7,714	U. S. Department of Health and Human Services	LSBPO1229	Lifsource Biomedical
93	I	N	804	U. S. Department of Health and Human Services	MH090833	Brain Plasticity

SCHEDULE OF EXPENDITURES OF FEDERAL AWARDS (DETAIL)

For the Fiscal Year Ended June 30, 2012

Federal CFDA Number	Direct/ Indirect	ARRA	Program Expenditures	CFDA Program Title	Pass-Through Number	Pass-Through Entity Name
93	I	N	1,658,379	U. S. Department of Health and Human Services	N/A	Academyhealth
93	I	N	966	U. S. Department of Health and Human Services	N01-WH-4-4221/31181-	Wake Forest University School of Medicine
93	I	N	21,166	U. S. Department of Health and Human Services	NS026835	Emmes Corporation
93	I	N	1,472	U. S. Department of Health and Human Services	PHR-NIDA4-S-10-00182	Social & Scientific
93	I	N	14,656	U. S. Department of Health and Human Services	PHR-SUPS2-S-11-00010	Social & Scientific
93	I	N	93,170	U. S. Department of Health and Human Services	PO #400031414	GE Global Research
93	I	N	136,128	U. S. Department of Health and Human Services	PO 1568 G NA643	Emmes Corporation
93	I	N	-66,572	U. S. Department of Health and Human Services	PO 1568 P HB330	Emmes Corporation
93	I	N	46,030	U. S. Department of Health and Human Services	PO# 7810-96242	Johns Hopkins University
93	I	N	3,005	U. S. Department of Health and Human Services	PO# V399454/Y432698	University of Arizona
93	I	N	-9,236	U. S. Department of Health and Human Services	PO#3415583/205723	Mass Gen Hosp
93	I	N	8,324	U. S. Department of Health and Human Services	PO#3416088/205723	Mass Gen Hosp
93	I	N	-4,335	U. S. Department of Health and Human Services	PO#EP-619653	Indiana University
93	I	N	158,830	U. S. Department of Health and Human Services	PO#P0007321/N01-HC-9	Jackson State University
93	I	N	5,775	U. S. Department of Health and Human Services	S20110000017320	University Mass
93	I	N	2,916	U. S. Department of Health and Human Services	S3861-27/28	Assoc Sch Pub Health
93	I	N	120,381	U. S. Department of Health and Human Services	S683870	Emory University
93	I	N	11,978	U. S. Department of Health and Human Services	S722093	Emory University
93	I	N	32,600	U. S. Department of Health and Human Services	TFED39-117	NSABP Fdn
93	I	N	44,721	U. S. Department of Health and Human Services	U01DK065176	Duke University Med Ctr
93	I	N	90,256	U. S. Department of Health and Human Services	UAB-UNC WA 21	University of Alabama-Birm
93	I	N	125,813	U. S. Department of Health and Human Services	UAB-UNC WA 22	University of Alabama-Birm
93	I	N	60,294	U. S. Department of Health and Human Services	UNC 01/HHSN271200900	Feinstein Inst Med R
93	I	N	989	U. S. Department of Health and Human Services	UNC-2001-02	Coda, Inc
93	I	N	113,881	U. S. Department of Health and Human Services	US001-0000256164	Battelle
93	I	N	116,817	U. S. Department of Health and Human Services	WU-10-184/PO2911647A	Wash University-St Louis
93	I	N	52,236	U. S. Department of Health and Human Services	WU-12-19/2916595T	Wash University-St Louis
93	I	Y	82,183	ARRA - U. S. Department of Health and Human Services	106073/HHSA290200500	Brigham Women's Hosp
93	I	Y	59,878	ARRA - U. S. Department of Health and Human Services	10ST1086	SAIC-Frederick Inc
93	I	Y	-4,275	ARRA - U. S. Department of Health and Human Services	24812	Res Fdn Mentl Hygiene
93	I	Y	1,308,037	ARRA - U. S. Department of Health and Human Services	5-312-0210837	RTI International
93	I	Y	54,451	ARRA - U. S. Department of Health and Human Services	888-11-16-04/8-312-0	RTI International
93	I	Y	64,314	ARRA - U. S. Department of Health and Human Services	CRB-DCR01-S-09-00298	Social & Scientific
93	I	Y	16,030	ARRA - U. S. Department of Health and Human Services	UNC 01/HHSN271200900	Feinstein Inst Med R
93.043	I	N	59,182	Special Programs for the Aging-Title III, Part D-Disease Prevention and Health Promotion Services	M60-NC-075-1101-3	Inst Clinical Rsch
93.048	I	Y	7,681	ARRA - Special Programs for the Aging-Title IV-and Title II-Discretionary Projects	S120025	Texas A&M University
93.051	D	N	171,795	Alzheimer's Disease Demonstration Grants to States		
93.061	D	N	634,501	Innovations in Applied Public Health Research		
93.061	D	Y	61,008	ARRA - Innovations in Applied Public Health Research		
93.067	D	N	2,721,448	Global AIDS		
93.067	I	N	522,466	Global AIDS	N/A	Uni Malawi Colle Med
93.069	D	N	566,556	Public Health Emergency Preparedness		
93.073	D	N	604,875	Birth Defects and Developmental Disabilities-Prevention and Surveillance		
93.086	D	N	191,109	Healthy Marriage Promotion and Responsible Fatherhood Grants		
93.088	D	N	81,753	Advancing System Improvements to Support Targets for Healthy People 2010		
93.103	D	N	201,194	Food and Drug Administration-Research		
93.103	I	N	31,303	Food and Drug Administration-Research	08-002947 NCSU	University of Cal-Davis
93.107	D	N	888,037	Area Health Education Centers Point of Service Maintenance and Enhancement Awards		
93.110	D	N	3,049,770	Maternal and Child Health Federal Consolidated Programs		

SCHEDULE OF EXPENDITURES OF FEDERAL AWARDS (DETAIL)

For the Fiscal Year Ended June 30, 2012

Federal CFDA Number	Direct/ Indirect	ARRA	Program Expenditures	CFDA Program Title	Pass-Through Number	Pass-Through Entity Name
93.110	I	N	5,124	Maternal and Child Health Federal Consolidated Programs	4-01761	Brandies University
93.110	I	N	50,158	Maternal and Child Health Federal Consolidated Programs	4407-UNC-DHHS-1519	Penn State University
93.113	D	N	13,187,325	Environmental Health		
93.113	I	N	13,710	Environmental Health	0255-9991-4609	Mt Sinai School of Medicine
93.113	I	N	19,300	Environmental Health	0255-9992-4609	Mt Sinai School of Medicine
93.113	I	N	-7,578	Environmental Health	08-004843 B 00	University Mass
93.113	I	N	42,744	Environmental Health	10-NIH-1100	Duke University
93.113	I	N	61,147	Environmental Health	11-NIH-1002	Duke University Med Ctr
93.113	I	N	104,230	Environmental Health	2R01ES014065-06/NC	Mount Desert Island Bio Lab.
93.113	I	N	106,940	Environmental Health	BD932854	Sloan-Kettering Inst
93.113	I	N	65,118	Environmental Health	H40007	University Southern California
93.113	I	N	21,445	Environmental Health	H48496	University Southern California
93.113	I	N	61,970	Environmental Health	UNC-1R43ES02063801	Scikon Innovations
93.113	I	N	94,468	Environmental Health	UNCES019672	Penn State University
93.117	D	N	636	Preventive Medicine Residency Program		
93.121	D	N	9,694,999	Oral Diseases and Disorders Research		
93.121	I	N	87,340	Oral Diseases and Disorders Research	1000020105/FY10.236	University of Colorado
93.121	I	N	43,510	Oral Diseases and Disorders Research	10252SUB	Seattle Chld Hosp
93.121	I	N	31,407	Oral Diseases and Disorders Research	10416SUB	Seattle Chld Hosp
93.121	I	N	12,818	Oral Diseases and Disorders Research	131236/131234	University of Tex San Anto
93.121	I	N	34,668	Oral Diseases and Disorders Research	2010-1281	Agile Sciences
93.121	I	N	2,532	Oral Diseases and Disorders Research	331651	Nova Southeast University
93.121	I	N	-1,294	Oral Diseases and Disorders Research	413540130301	Seattle Chld Hosp
93.121	I	N	73,303	Oral Diseases and Disorders Research	549852	University of Pennsylvania
93.121	I	N	-11,190	Oral Diseases and Disorders Research	F5629-01	New York University
93.121	I	N	29,543	Oral Diseases and Disorders Research	F5629-01/PO#UW422694	New York University
93.121	I	N	59,427	Oral Diseases and Disorders Research	F6570-05	New York University
93.121	I	N	2,323	Oral Diseases and Disorders Research	F6934-02	New York University
93.121	I	N	-609	Oral Diseases and Disorders Research	FY10.236.006/2-5-813	University of Colorado
93.121	I	N	127,845	Oral Diseases and Disorders Research	HS2356	Tufts University
93.121	I	N	8,027	Oral Diseases and Disorders Research	MUSC11-013	Medical University of South Carolina
93.121	I	N	74,706	Oral Diseases and Disorders Research	N/A	3DMD LLC
93.121	I	N	13,293	Oral Diseases and Disorders Research	OGMB101066 UNC	University of Louisville
93.121	I	N	9,031	Oral Diseases and Disorders Research	P002625101	University of Minnesota
93.121	I	N	22,980	Oral Diseases and Disorders Research	R01DE018184	Beth Israel Deacon M
93.127	D	N	228,481	Emergency Medical Services for Children		
93.135	D	N	2,994,373	Centers for Research and Demonstration for Health Promotion and Disease Prevention		
93.135	I	N	3,299	Centers for Research and Demonstration for Health Promotion and Disease Prevention	5-899909/PO 415368-G	University of Rochester
93.136	D	N	2,855,841	Injury Prevention and Control Research and State and Community Based Programs		
93.143	D	N	2,981,480	NIEHS Superfund Hazardous Substances-Basic Research and Education		
93.153	I	N	1,057	Coordinated Services and Access to Research for Women, Infants, Children, and Youth	203-0388	Duke University
93.153	I	N	60,211	Coordinated Services and Access to Research for Women, Infants, Children, and Youth	203-1658	Duke University
93.155	D	N	1,176,697	Rural Health Research Centers		
93.172	D	N	7,334,799	Human Genome Research		
93.172	I	N	284,458	Human Genome Research	001G106004-A	Boise State University
93.172	I	N	14,991	Human Genome Research	1440 G PA513	University of Cal-LA
93.172	I	N	25,702	Human Genome Research	203-0254	Duke University

SCHEDULE OF EXPENDITURES OF FEDERAL AWARDS (DETAIL)

For the Fiscal Year Ended June 30, 2012

Federal CFDA Number	Direct/ Indirect	ARRA	Program Expenditures	CFDA Program Title	Pass-Through Number	Pass-Through Entity Name
93.172	I	N	360,611	Human Genome Research	203-1625	Duke University
93.172	I	N	135,145	Human Genome Research	203-1628	Duke University
93.172	I	N	26,104	Human Genome Research	2031069	Duke University
93.172	I	N	18,493	Human Genome Research	64780	Louisiana State University
93.172	I	N	5,418	Human Genome Research	RES505531	Case Western Reserve
93.172	I	N	1,295	Human Genome Research	SA5763-11790	University Calif-Berkeley
93.173	D	N	2,796,348	Research Related to Deafness and Communication Disorders		
93.173	I	N	307,722	Research Related to Deafness and Communication Disorders	1000664992	University of Iowa
93.173	I	N	91,313	Research Related to Deafness and Communication Disorders	2000184642	Johns Hopkins University
93.173	I	N	16,410	Research Related to Deafness and Communication Disorders	210-1096387-58164	State University of New York
93.173	I	N	243,534	Research Related to Deafness and Communication Disorders	SP0012457	Northwestern University
93.184	I	N	15,885	Disabilities Prevention	2008-05430-05-00	University of Ill-Chicago
93.184	I	N	117,386	Disabilities Prevention	ATHN2011001-IVN-1	Am Thromb Hemo Netw
93.186	D	N	279,753	National Research Service Award in Primary Care Medicine		
93.213	D	N	846,669	Research and Training in Complementary and Alternative Medicine		
93.213	I	N	-188	Research and Training in Complementary and Alternative Medicine	145529/161913	Duke University Med Ctr
93.213	I	N	31,246	Research and Training in Complementary and Alternative Medicine	203-1114	Duke University Med Ctr
93.213	I	N	-15,132	Research and Training in Complementary and Alternative Medicine	303-5306	Duke University Med Ctr
93.213	I	N	4,790	Research and Training in Complementary and Alternative Medicine	FY11.528.001/ 251779	University of Colorado
93.217	I	N	-7,909	Family Planning-Services	6 FPHPA046005-02-01	Planned Parenthood
93.217	I	N	43,288	Family Planning-Services	FPHPA046005-01-00	Planned Parenthood
93.217	I	N	-800	Family Planning-Services	N/A	Planned Parenthood
93.225	D	N	348,475	National Research Service Awards-Health Services Research Training		
93.225	I	N	1,895	National Research Service Awards-Health Services Research Training	5 R21 HS017628-02	Mayo Clinic Rochester
93.226	D	N	2,927,656	Research on Healthcare Costs, Quality and Outcomes		
93.226	I	N	13,804	Research on Healthcare Costs, Quality and Outcomes	A07706 (M10A10449)	Yale University
93.233	I	N	31,716	National Center on Sleep Disorders Research	106777	Brigham Women's Hosp
93.241	I	N	281,547	State Rural Hospital Flexibility Program	P000577701	University of Minnesota
93.242	D	N	18,580,662	Mental Health Research Grants		
93.242	I	N	-1,879	Mental Health Research Grants	0255-7432-4609	Mt Sinai School of Medicine
93.242	I	N	16,148	Mental Health Research Grants	0580	Pacific Inst Resch
93.242	I	N	139,867	Mental Health Research Grants	1	Trust Columbia Un NY
93.242	I	N	249,843	Mental Health Research Grants	10-NIH-1045	Duke University
93.242	I	N	19,589	Mental Health Research Grants	104624	Brigham Women's Hosp
93.242	I	N	43,216	Mental Health Research Grants	11-1851	University of S Carolina
93.242	I	N	20,420	Mental Health Research Grants	1350 G NA662	U Cal Los Angeles
93.242	I	N	9,105	Mental Health Research Grants	153844/303-1236	Duke University
93.242	I	N	625,659	Mental Health Research Grants	2	Columbia University
93.242	I	N	186,662	Mental Health Research Grants	2000 G NF 192	U Cal Los Angeles
93.242	I	N	-15,318	Mental Health Research Grants	2000554784	Johns Hopkins University
93.242	I	N	154,939	Mental Health Research Grants	2011-2596	University Calif-Irvine
93.242	I	N	27,290	Mental Health Research Grants	203-0140	Duke University
93.242	I	N	46,331	Mental Health Research Grants	203-1144	Duke University Med Ctr
93.242	I	N	9,894	Mental Health Research Grants	203-1284	Duke University
93.242	I	N	22,473	Mental Health Research Grants	205283	Mass Gen Hosp
93.242	I	N	104,024	Mental Health Research Grants	23650-115782	Harvard University
93.242	I	N	-9,342	Mental Health Research Grants	5453SC	University Calif-San Francisco
93.242	I	N	50,693	Mental Health Research Grants	6109SC	University Calif-San Francisco
93.242	I	N	998,107	Mental Health Research Grants	BRS-IMPCT-Q-06-00102	Social & Scientific
93.242	I	N	10,942	Mental Health Research Grants	BRS-IMPCT-S-11-00000	Social & Scientific

SCHEDULE OF EXPENDITURES OF FEDERAL AWARDS (DETAIL)

For the Fiscal Year Ended June 30, 2012

Federal CFDA Number	Direct/ Indirect	ARRA	Program Expenditures	CFDA Program Title	Pass-Through Number	Pass-Through Entity Name
93.242	I	N	110,328	Mental Health Research Grants	H39736	University Southern California
93.242	I	N	65,616	Mental Health Research Grants	M12A11109 (A08266)	Yale University
93.242	I	N	45,871	Mental Health Research Grants	MUSC09-060	Medical University of South Carolina
93.242	I	N	23,232	Mental Health Research Grants	N/A	Johns Hopkins University
93.242	I	N	53,961	Mental Health Research Grants	PD301397-SC101817	VA Commonwealth Univ
93.242	I	N	62,974	Mental Health Research Grants	RES505297	Case Western Reserve
93.242	I	N	-345	Mental Health Research Grants	UF06106	University of Florida
93.242	I	N	25,252	Mental Health Research Grants	WFUHS 10075	Wake Forest University School of Medicine
93.243	D	N	448,601	Substance Abuse and Mental Health Services-Projects of Regional and National Significance		
93.243	I	N	3,144	Substance Abuse and Mental Health Services-Projects of Regional and National Significance	08-SC-SAMHSA-1045	Duke University
93.243	I	N	1,429	Substance Abuse and Mental Health Services-Projects of Regional and National Significance	10-SAMHSA-1057	Duke University
93.243	I	N	965	Substance Abuse and Mental Health Services-Projects of Regional and National Significance	1065-97640	Wash Dept Soc & Hlth
93.243	I	N	24,275	Substance Abuse and Mental Health Services-Projects of Regional and National Significance	11-SAMHSA-1057	Duke University
93.243	I	N	70,297	Substance Abuse and Mental Health Services-Projects of Regional and National Significance	12-SAMHSA-1011	Duke University
93.243	I	N	15,020	Substance Abuse and Mental Health Services-Projects of Regional and National Significance	FY12.525.001	University of Colorado
93.243	I	N	19,772	Substance Abuse and Mental Health Services-Projects of Regional and National Significance	N/A	Cincinnati Behav Hlt
93.247	D	N	228,867	Advanced Nursing Education Grant Program		
93.249	D	N	637,345	Public Health Training Centers Grant Program		
93.260	I	N	76,648	Family Planning-Personnel Training	N/A	Cicatelli Assoc
93.262	D	N	2,655,518	Occupational Safety and Health Program		
93.262	I	N	16,088	Occupational Safety and Health Program	10-597-UNC	West Virginia University
93.262	I	N	17,516	Occupational Safety and Health Program	60010415 PO: RFO	Ohio State University
93.262	I	N	26,106	Occupational Safety and Health Program	694727	University of Wash-Seattle
93.262	I	N	84,168	Occupational Safety and Health Program	729856	University of Wash-Seattle
93.262	I	N	21,045	Occupational Safety and Health Program	W000217890	University of Iowa
93.265	D	N	154,603	Comprehensive Geriatric Education Program(CGEP)		
93.271	D	N	45,608	Alcohol Research Career Development Awards for Scientists and Clinicians		
93.272	D	N	395,734	Alcohol National Research Service Awards for Research Training		
93.273	D	N	8,581,193	Alcohol Research Programs		
93.273	I	N	44,382	Alcohol Research Programs	1-312-0212210	RTI International
93.273	I	N	15,512	Alcohol Research Programs	108942	Loyola Univ-Chicago
93.273	I	N	4,435	Alcohol Research Programs	3FUHS 52260	Wake Forest University School of Medicine
93.273	I	N	100,265	Alcohol Research Programs	539716	Columbia University
93.273	I	N	134,091	Alcohol Research Programs	55478	Binghamton University
93.273	I	N	26,753	Alcohol Research Programs	A11-0109-S001	East Carolina University
93.273	I	N	53,460	Alcohol Research Programs	ABNEU01690	Oregon Hlth Sciences
93.273	I	N	70,445	Alcohol Research Programs	R44AA018245	Science Lrng Res Inc
93.279	D	N	11,809,125	Drug Abuse and Addiction Research Programs		
93.279	I	N	17,769	Drug Abuse and Addiction Research Programs	1-312-0213082/888-11	RTI Rsch Triangle In
93.279	I	N	29,622	Drug Abuse and Addiction Research Programs	148558/303-7479	Duke University
93.279	I	N	-4,393	Drug Abuse and Addiction Research Programs	154-5688/0000069745	University of Colorado
93.279	I	N	28,881	Drug Abuse and Addiction Research Programs	1547986	University of Colorado
93.279	I	N	15,883	Drug Abuse and Addiction Research Programs	1549088/1000095426	University of Colorado

SCHEDULE OF EXPENDITURES OF FEDERAL AWARDS (DETAIL)

For the Fiscal Year Ended June 30, 2012

Federal CFDA Number	Direct/ Indirect	ARRA	Program Expenditures	CFDA Program Title	Pass-Through Number	Pass-Through Entity Name
93.279	I	N	139,096	Drug Abuse and Addiction Research Programs	2001169668	Johns Hopkins University
93.279	I	N	586	Drug Abuse and Addiction Research Programs	2007-02046-02-00	University of Ill-Chicago
93.279	I	N	354,484	Drug Abuse and Addiction Research Programs	203-1179	Duke University
93.279	I	N	70,206	Drug Abuse and Addiction Research Programs	203-1519	Duke University
93.279	I	N	3,215	Drug Abuse and Addiction Research Programs	57067A P4158 780 211	San Diego St University
93.279	I	N	16,985	Drug Abuse and Addiction Research Programs	710-9833-8985	Miriam Hospital
93.279	I	N	38,765	Drug Abuse and Addiction Research Programs	N/A	University of Florida
93.279	I	N	64,932	Drug Abuse and Addiction Research Programs	P24919-00	Texas Christian University
93.279	I	N	92,050	Drug Abuse and Addiction Research Programs	PO#SR00000878	University MD-Baltimore
93.279	I	N	325,059	Drug Abuse and Addiction Research Programs	Z028101	University MD College Park
93.281	D	N	950,161	Mental Health Research Career/Scientist Development Awards		
93.282	D	N	630,758	Mental Health National Research Service Awards for Research Training		
93.283	D	N	3,438,023	Centers for Disease Control and Prevention-Investigations and Technical Assistance		
93.283	I	N	51,291	Centers for Disease Control and Prevention-Investigations and Technical Assistance	16011-1/111	State & Territ Hlth Of
93.283	I	N	6,131	Centers for Disease Control and Prevention-Investigations and Technical Assistance	16011/PO2220	State & Territ Hlth Of
93.283	I	N	125,330	Centers for Disease Control and Prevention-Investigations and Technical Assistance	N/A	Assc Amer Medical
93.283	I	N	-4,179	Centers for Disease Control and Prevention-Investigations and Technical Assistance	PO#50020878/02-576-U	West Virginia University
93.283	I	N	-2,021	Centers for Disease Control and Prevention-Investigations and Technical Assistance	S3698	Assoc Sch Pub Health
93.283	I	N	2,229	Centers for Disease Control and Prevention-Investigations and Technical Assistance	S3810	Assoc Sch Pub Health
93.283	I	N	198,433	Centers for Disease Control and Prevention-Investigations and Technical Assistance	S3810-26/28	Assoc Sch Pub Health
93.286	D	N	3,471,709	Discovery and Applied Research for Technological Innovations to Improve Human Health		
93.286	I	N	174,446	Discovery and Applied Research for Technological Innovations to Improve Human Health	106368	Brigham Women's Hosp
93.286	I	N	26,369	Discovery and Applied Research for Technological Innovations to Improve Human Health	106370	Brigham Women's Hosp
93.286	I	N	25,916	Discovery and Applied Research for Technological Innovations to Improve Human Health	1543214	University of Colorado
93.286	I	N	146,147	Discovery and Applied Research for Technological Innovations to Improve Human Health	1548043 PO 0000076	University of Colorado-Boulder
93.286	I	N	78,533	Discovery and Applied Research for Technological Innovations to Improve Human Health	21135-S1	Vanderbilt U Med C
93.286	I	N	20,999	Discovery and Applied Research for Technological Innovations to Improve Human Health	238900 UNC-Chapel Hill	Temple University
93.286	I	N	22,234	Discovery and Applied Research for Technological Innovations to Improve Human Health	4/PO#1346727	Med College of Wis
93.286	I	N	44,745	Discovery and Applied Research for Technological Innovations to Improve Human Health	N/A	Med College of Wis
93.286	I	N	102,940	Discovery and Applied Research for Technological Innovations to Improve Human Health	PO#1263805	Med College of Wis
93.286	I	N	49,492	Discovery and Applied Research for Technological Innovations to Improve Human Health	TUL-613-10/11	Tulane University
93.286	I	N	55,618	Discovery and Applied Research for Technological Innovations to Improve Human Health	Y554537 / 1R21EB01	University of Arizona
93.307	D	N	4,838,195	Minority Health and Health Disparities Research		

SCHEDULE OF EXPENDITURES OF FEDERAL AWARDS (DETAIL)

For the Fiscal Year Ended June 30, 2012

Federal CFDA Number	Direct/ Indirect	ARRA	Program Expenditures	CFDA Program Title	Pass-Through Number	Pass-Through Entity Name
93.307	I	N	29,464	Minority Health and Health Disparities Research	WFUHS12742	Wake Forest University
93.310	D	N	4,215,599	Trans-NIH Research Support		
93.310	I	N	451,226	Trans-NIH Research Support	148614.0002	Harvard Med Sch
93.310	I	N	60,560	Trans-NIH Research Support	557230	University of Pennsylvania
93.350	D	N	1,608,782	National Center for Advancing Translational Sciences		
93.351	D	N	1,146,104	Research Infrastructure Programs		
93.358	D	N	101,522	Advanced Nursing Education Traineeships		
93.359	D	N	371,246	Nurse Education, Practice and Retention Grants		
93.361	D	N	2,796,412	Nursing Research		
93.361	I	N	7,670	Nursing Research	0008736	University of Pitt
93.361	I	N	321,015	Nursing Research	0255-5071-4609	Mt Sinai School of Medicine
93.361	I	N	260,480	Nursing Research	S516031	Emory University
93.389	D	N	12,555,955	National Center for Research Resources		
93.389	I	N	22,258	National Center for Research Resources	001G106005-A	Boise State University
93.389	I	N	205,089	National Center for Research Resources	07-002383-UNC	University Calif-Davis
93.389	I	N	2,743	National Center for Research Resources	07193-01	Minn Med Res Fnd
93.389	I	N	25,174	National Center for Research Resources	3002052454	University of Michigan
93.389	I	N	856	National Center for Research Resources	633055	Jackson Laboratory
93.389	I	N	87	National Center for Research Resources	702404	University of Wash-Seattle
93.389	I	N	10,439	National Center for Research Resources	FP22003	University of Alaska Fairbanks
93.389	I	N	8,231	National Center for Research Resources	N/A	Keona Health
93.389	I	N	35,804	National Center for Research Resources	PO 414994-G / UR 5	University of Rochester
93.392	I	Y	-1,881	ARRA - Cancer Construction	H3155-01	Georgia State University
93.393	D	N	14,646,800	Cancer Cause and Prevention Research		
93.393	I	N	4,984	Cancer Cause and Prevention Research	0000687510	Fred Hutchinson Cancer Research Ctr.
93.393	I	N	92,022	Cancer Cause and Prevention Research	0000703071	Fred Hutchinson Cancer Research Ctr.
93.393	I	N	66,553	Cancer Cause and Prevention Research	0000721516	Fred Hutchinson Cancer Research Ctr.
93.393	I	N	-2,835	Cancer Cause and Prevention Research	0255-1051-4609	Mt Sinai School of Medicine
93.393	I	N	43,564	Cancer Cause and Prevention Research	10-16373-99-01-G1	H Lee Moffitt Cancer
93.393	I	N	32,154	Cancer Cause and Prevention Research	10-1791/PO#30442	University of South Carolina
93.393	I	N	-556	Cancer Cause and Prevention Research	1156406	Dana-Farber Cancer
93.393	I	N	43,561	Cancer Cause and Prevention Research	1156407	Dana-Farber Cancer
93.393	I	N	183,010	Cancer Cause and Prevention Research	1156408	Dana-Farber Cancer
93.393	I	N	-757	Cancer Cause and Prevention Research	153192/132702	Duke Clinical Rsch
93.393	I	N	170,249	Cancer Cause and Prevention Research	2012101784	Group Health Cooper
93.393	I	N	21,091	Cancer Cause and Prevention Research	203-0297	Duke University
93.393	I	N	85,071	Cancer Cause and Prevention Research	3001476655	University of Michigan
93.393	I	N	40,331	Cancer Cause and Prevention Research	3001801813	University of Michigan
93.393	I	N	80,556	Cancer Cause and Prevention Research	44706-D	University of Chicago
93.393	I	N	2,334	Cancer Cause and Prevention Research	532	Dartmouth College
93.393	I	N	39,496	Cancer Cause and Prevention Research	55-8001-01	Roswell Park Canc In
93.393	I	N	274,956	Cancer Cause and Prevention Research	55-8002-01	Roswell Park Canc In
93.393	I	N	225,628	Cancer Cause and Prevention Research	55-8003-01	Roswell Park Canc In
93.393	I	N	77,537	Cancer Cause and Prevention Research	55-8004-01	Roswell Park Canc In
93.393	I	N	155,982	Cancer Cause and Prevention Research	55-8005-01	Roswell Park Canc In
93.393	I	N	16,243	Cancer Cause and Prevention Research	55-8006-01	Roswell Park Canc In
93.393	I	N	45,438	Cancer Cause and Prevention Research	570363	Texas A&M University
93.393	I	N	-1,474	Cancer Cause and Prevention Research	777	Dartmouth College
93.393	I	N	9,880	Cancer Cause and Prevention Research	913	Dartmouth College
93.393	I	N	11,645	Cancer Cause and Prevention Research	BD514201	Sloan-Kettering Inst

SCHEDULE OF EXPENDITURES OF FEDERAL AWARDS (DETAIL)

For the Fiscal Year Ended June 30, 2012

Federal CFDA Number	Direct/ Indirect	ARRA	Program Expenditures	CFDA Program Title	Pass-Through Number	Pass-Through Entity Name
93.393	I	N	34,935	Cancer Cause and Prevention Research	BD932861	Sloan-Kettering Inst
93.393	I	N	-787	Cancer Cause and Prevention Research	H43130	University Southern California
93.393	I	N	884	Cancer Cause and Prevention Research	H46720	University Southern California
93.393	I	N	42,010	Cancer Cause and Prevention Research	H47334	University Southern California
93.393	I	N	20,231	Cancer Cause and Prevention Research	H49879	University Southern California
93.393	I	N	147,879	Cancer Cause and Prevention Research	H50657	University Southern California
93.393	I	N	62,768	Cancer Cause and Prevention Research	N/A	University of Ill-Chicago
93.393	I	N	2,132	Cancer Cause and Prevention Research	R00884	Florida State
93.393	I	N	65,083	Cancer Cause and Prevention Research	S725434	Emory University
93.393	I	N	2,128	Cancer Cause and Prevention Research	UNCCH/CA119069/50901	Wake Forest University School of Medicine
93.394	D	N	7,270,309	Cancer Detection and Diagnosis Research		
93.394	I	N	186,861	Cancer Detection and Diagnosis Research	3001861664	University of Michigan
93.394	I	N	32,068	Cancer Detection and Diagnosis Research	3001988623	University of Michigan
93.394	I	N	7,503	Cancer Detection and Diagnosis Research	6615110-5500000291	Broad Institute
93.394	I	N	12,356	Cancer Detection and Diagnosis Research	6970SC	University Calif San Frans
93.394	I	N	65,428	Cancer Detection and Diagnosis Research	N/A	Morphormics Inc
93.394	I	N	41,131	Cancer Detection and Diagnosis Research	PO 2910952A	Wash University-St Louis
93.394	I	N	35,037	Cancer Detection and Diagnosis Research	VUMC 38860	Vanderbilt U Med C
93.394	I	N	291,309	Cancer Detection and Diagnosis Research	WU-12-117/2917303T	Wash University-St Louis
93.395	D	N	7,504,509	Cancer Treatment Research		
93.395	I	N	22,799	Cancer Treatment Research	020737	Natl Chldhd Cncr Fdn
93.395	I	N	4,147	Cancer Treatment Research	021180	Natl Chldhd Cncr Fdn
93.395	I	N	18,845	Cancer Treatment Research	021215	Natl Chldhd Cncr Fdn
93.395	I	N	8,395	Cancer Treatment Research	021415	Natl Chldhd Cncr Fdn
93.395	I	N	18,078	Cancer Treatment Research	10-00429, Project#	New York University
93.395	I	N	53,859	Cancer Treatment Research	105816	Brigham Women's Hosp
93.395	I	N	-2	Cancer Treatment Research	19587	Natl Chldhd Cncr Fdn
93.395	I	N	9,512	Cancer Treatment Research	203-1400	Duke University Med Ctr
93.395	I	N	14,039	Cancer Treatment Research	5R01CA133049-04	Mayo Clinic Rochester
93.395	I	N	13,871	Cancer Treatment Research	66249P	University of Miami
93.395	I	N	238,650	Cancer Treatment Research	N/A	Gynecologic Oncology
93.395	I	N	29,966	Cancer Treatment Research	P01 42745	Duke University
93.395	I	N	2,320	Cancer Treatment Research	PD300629-SC101283	VA Commonwealth University
93.395	I	N	7,448	Cancer Treatment Research	Purchase Order: 10	Supercon Inc.
93.396	D	N	12,402,845	Cancer Biology Research		
93.396	I	N	-25,096	Cancer Biology Research	101247098	Baylor Col Med
93.396	I	N	283,778	Cancer Biology Research	5600599560	Baylor Col Med
93.396	I	N	25,393	Cancer Biology Research	6071SC	University of Cal-San Fran
93.396	I	N	125,749	Cancer Biology Research	900807/RGC0000000052	UT Southwest Med Ctr
93.396	I	N	84,455	Cancer Biology Research	GMO-900807	UT Southwest Med Ctr
93.396	I	N	-16,158	Cancer Biology Research	VUMC8874	Vanderbilt U Med C
93.396	I	N	3,353	Cancer Biology Research	WU-08-264/2906081A	Wash University-St Louis
93.397	D	N	13,508,247	Cancer Centers Support Grants		
93.397	I	N	58,816	Cancer Centers Support Grants	2000796704	Johns Hopkins University
93.397	I	N	260,097	Cancer Centers Support Grants	3048105880-11-149	Un Kentucky Res Fdn
93.397	I	N	10,279	Cancer Centers Support Grants	N/A	New Hanover Reg Med
93.398	D	N	5,720,078	Cancer Research Manpower		
93.399	D	N	324,682	Cancer Control		
93.399	I	N	18,995	Cancer Control	284K071	University Wisconsin-Madison
93.399	I	N	7	Cancer Control	3001112276	University of Michigan

SCHEDULE OF EXPENDITURES OF FEDERAL AWARDS (DETAIL)

For the Fiscal Year Ended June 30, 2012

Federal CFDA Number	Direct/ Indirect	ARRA	Program Expenditures	CFDA Program Title	Pass-Through Number	Pass-Through Entity Name
93.399	I	N	2,613	Cancer Control	3001738834	University of Michigan
93.399	I	N	78,354	Cancer Control	355K235	University Wisconsin-Madison
93.399	I	N	4,088	Cancer Control	N/A	NSABP Fdn
93.399	I	N	1,904	Cancer Control	RES506502	Case Western Reserve
93.405	D	Y	323,295	ARRA - Public Health Traineeship Program		
93.510	D	N	213,913	Affordable Care Act (ACA) Primary Care Residency Expansion Program		
93.512	I	N	138,874	Affordable Care Act (ACA) Personal and Home Care Aide State Training Program (PHCAST)	N/A	NC Fdn Adv Hlth Prog
93.516	I	N	25,599	Prevention and Public Health Fund (PPHF ACA) Public Health Training Centers Program	730810	University of Wash-Seattle
93.607	D	N	745,359	Affordable Care Act-Preparedness and Emergency Response Research Centers: A Public Health Systems Approach		
93.631	D	N	412,635	Developmental Disabilities Projects of National Significance		
93.632	D	N	553,538	University Centers for Excellence in Developmental Disabilities Education, Research, and Service		
93.647	D	N	10	Social Services Research and Demonstration		
93.648	D	N	466,112	Child Welfare Research Training or Demonstration		
93.648	I	N	1,330	Child Welfare Research Training or Demonstration	1083232-4-52163	Research Fdn of SUNY
93.670	D	N	130,063	Child Abuse and Neglect Discretionary Activities		
93.701	D	Y	22,390,650	ARRA - Trans-NIH Recovery Act Research Support		
93.701	I	Y	10,157	ARRA - Trans-NIH Recovery Act Research Support	114346-5053742	Harvard University
93.701	I	Y	7,700	ARRA - Trans-NIH Recovery Act Research Support	5R01ES012054-08	Harvard University
93.701	I	Y	3,450	ARRA - Trans-NIH Recovery Act Research Support	0000699160	Fred Hutchinson Cancer Research Ctr.
93.701	I	Y	36,032	ARRA - Trans-NIH Recovery Act Research Support	0000712036	Fred Hutchinson Cancer Research Ctr.
93.701	I	Y	32,656	ARRA - Trans-NIH Recovery Act Research Support	000259927-015	University of Alabama-Birm
93.701	I	Y	29,722	ARRA - Trans-NIH Recovery Act Research Support	0007006-A	University of Tex Houston
93.701	I	Y	22,256	ARRA - Trans-NIH Recovery Act Research Support	001G106006-A	Boise State University
93.701	I	Y	-10,128	ARRA - Trans-NIH Recovery Act Research Support	0256-6031-4609	Mt Sinai School of Medicine
93.701	I	Y	14,197	ARRA - Trans-NIH Recovery Act Research Support	0256-6511-4609	Mt Sinai School of Medicine
93.701	I	Y	3,343	ARRA - Trans-NIH Recovery Act Research Support	09-46	Research Fdn of SUNY
93.701	I	Y	46,417	ARRA - Trans-NIH Recovery Act Research Support	1-312-0212797	RTI International
93.701	I	Y	70,275	ARRA - Trans-NIH Recovery Act Research Support	1-312-0212799	RTI International
93.701	I	Y	56,431	ARRA - Trans-NIH Recovery Act Research Support	10-085	University of Texas (UTMB)
93.701	I	Y	80,821	ARRA - Trans-NIH Recovery Act Research Support	100052-D	University of Rochester
93.701	I	Y	36,587	ARRA - Trans-NIH Recovery Act Research Support	100063-D	University of Rochester
93.701	I	Y	-131	ARRA - Trans-NIH Recovery Act Research Support	1000746008/W00014525	University of Iowa
93.701	I	Y	104,184	ARRA - Trans-NIH Recovery Act Research Support	1000831828/W00023527	University of Iowa
93.701	I	Y	15,648	ARRA - Trans-NIH Recovery Act Research Support	10047SUB	Seattle Chld Rsch In
93.701	I	Y	31,682	ARRA - Trans-NIH Recovery Act Research Support	115-9607-02	Kaiser Fdn Res Insti
93.701	I	Y	-1,156	ARRA - Trans-NIH Recovery Act Research Support	157130/303-5508	Duke University
93.701	I	Y	7,716	ARRA - Trans-NIH Recovery Act Research Support	162833	Duke University Med Ctr
93.701	I	Y	-825	ARRA - Trans-NIH Recovery Act Research Support	163354/303-4655	Duke University Med Ctr
93.701	I	Y	19,736	ARRA - Trans-NIH Recovery Act Research Support	163360	Duke University
93.701	I	Y	96,794	ARRA - Trans-NIH Recovery Act Research Support	163997/303-4618	Duke University
93.701	I	Y	18,288	ARRA - Trans-NIH Recovery Act Research Support	164205	Duke University
93.701	I	Y	64,806	ARRA - Trans-NIH Recovery Act Research Support	182K011	University Wisconsin
93.701	I	Y	-29,951	ARRA - Trans-NIH Recovery Act Research Support	2000 G MF327	University Cal Los Angeles
93.701	I	Y	39,511	ARRA - Trans-NIH Recovery Act Research Support	2000784930	Johns Hopkins University
93.701	I	Y	224	ARRA - Trans-NIH Recovery Act Research Support	2009123178	Group Health Cooper
93.701	I	Y	25,542	ARRA - Trans-NIH Recovery Act Research Support	2010-0508 / AI7277	Soymeds, Inc.
93.701	I	Y	103,023	ARRA - Trans-NIH Recovery Act Research Support	2010116374	Group Health Cooper

SCHEDULE OF EXPENDITURES OF FEDERAL AWARDS (DETAIL)

For the Fiscal Year Ended June 30, 2012

Federal CFDA Number	Direct/ Indirect	ARRA	Program Expenditures	CFDA Program Title	Pass-Through Number	Pass-Through Entity Name
93.701	I	Y	19,242	ARRA - Trans-NIH Recovery Act Research Support	2012-1086	Bruce Technologies, Inc
93.701	I	Y	18,500	ARRA - Trans-NIH Recovery Act Research Support	203-0115	Duke University
93.701	I	Y	32,259	ARRA - Trans-NIH Recovery Act Research Support	203-0472	Duke University Medical Ctr
93.701	I	Y	17,056	ARRA - Trans-NIH Recovery Act Research Support	203-0550	Duke University
93.701	I	Y	139,582	ARRA - Trans-NIH Recovery Act Research Support	203-0662	Duke University Med Ctr
93.701	I	Y	26,293	ARRA - Trans-NIH Recovery Act Research Support	23789-16	Georgia Hlth Sci Uni
93.701	I	Y	87,609	ARRA - Trans-NIH Recovery Act Research Support	24-6231-0186-002	University of Nebraska
93.701	I	Y	37,780	ARRA - Trans-NIH Recovery Act Research Support	24271-02-314	Wistar Institute
93.701	I	Y	-103,937	ARRA - Trans-NIH Recovery Act Research Support	26051910-42776-B	Stanford University
93.701	I	Y	-837	ARRA - Trans-NIH Recovery Act Research Support	3001419807	University of Michigan
93.701	I	Y	22,331	ARRA - Trans-NIH Recovery Act Research Support	3001729478	University of Michigan
93.701	I	Y	5,218	ARRA - Trans-NIH Recovery Act Research Support	3802-5/RA207909GM	Boston University
93.701	I	Y	222,363	ARRA - Trans-NIH Recovery Act Research Support	42989-D	University of Chicago
93.701	I	Y	33,746	ARRA - Trans-NIH Recovery Act Research Support	5-24245	Scripps Resch Inst
93.701	I	Y	54,523	ARRA - Trans-NIH Recovery Act Research Support	56028B 7806 AMG	San Diego St U Fdn
93.701	I	Y	6,576	ARRA - Trans-NIH Recovery Act Research Support	5633SC	University Calif-San Francisco
93.701	I	Y	-9,691	ARRA - Trans-NIH Recovery Act Research Support	60022088/RF01179898	Ohio State University
93.701	I	Y	8,941	ARRA - Trans-NIH Recovery Act Research Support	60025098 NCSU	Northwestern University
93.701	I	Y	65,943	ARRA - Trans-NIH Recovery Act Research Support	60028259	Ohio State University
93.701	I	Y	473,819	ARRA - Trans-NIH Recovery Act Research Support	60028291	Ohio State University
93.701	I	Y	31,133	ARRA - Trans-NIH Recovery Act Research Support	6020061-5500000324	Broad Institute
93.701	I	Y	53,768	ARRA - Trans-NIH Recovery Act Research Support	701140Z	University of Wash-Seattle
93.701	I	Y	4,705	ARRA - Trans-NIH Recovery Act Research Support	815510	Rsch Ins Natwide Chl
93.701	I	Y	18,115	ARRA - Trans-NIH Recovery Act Research Support	950700RSUB	Children's Hosp Phil
93.701	I	Y	9,136	ARRA - Trans-NIH Recovery Act Research Support	951049RSUB	Children's Hosp Phil
93.701	I	Y	22,236	ARRA - Trans-NIH Recovery Act Research Support	A001020701	University of Minnesota
93.701	I	Y	15,433	ARRA - Trans-NIH Recovery Act Research Support	A12142	Rensselaer Polytechnic Inst.
93.701	I	Y	66,325	ARRA - Trans-NIH Recovery Act Research Support	BD513125	Sloan-Kettering Inst
93.701	I	Y	3,593	ARRA - Trans-NIH Recovery Act Research Support	BRS-ACURE-Q-06-00160	Social & Scientific
93.701	I	Y	-26,835	ARRA - Trans-NIH Recovery Act Research Support	BRS-IMPCT-Q-06-00102	Social & Scientific
93.701	I	Y	16,503	ARRA - Trans-NIH Recovery Act Research Support	F6254-01/UW368074	New York University
93.701	I	Y	18,346	ARRA - Trans-NIH Recovery Act Research Support	H-UONC-2	Sepulveda Rsch Corp
93.701	I	Y	64,328	ARRA - Trans-NIH Recovery Act Research Support	K00024-S1	Kitware Inc
93.701	I	Y	216,979	ARRA - Trans-NIH Recovery Act Research Support	N/A	Global Vaccines Inc
93.701	I	Y	1,926	ARRA - Trans-NIH Recovery Act Research Support	N000949301	University of Minnesota
93.701	I	Y	8,908	ARRA - Trans-NIH Recovery Act Research Support	P001015303	University of Minnesota
93.701	I	Y	-49,515	ARRA - Trans-NIH Recovery Act Research Support	PO 1206456	Med College of Wis
93.701	I	Y	4,197	ARRA - Trans-NIH Recovery Act Research Support	VUMC35939	Vanderbilt U Med C
93.701	I	Y	202,476	ARRA - Trans-NIH Recovery Act Research Support	VUMC36089	Vanderbilt U Med C
93.701	I	Y	15,436	ARRA - Trans-NIH Recovery Act Research Support	VUMC36468	Vanderbilt U Med C
93.701	I	Y	11,123	ARRA - Trans-NIH Recovery Act Research Support	VUMC37053	Vanderbilt U Med C
93.701	I	Y	-3,662	ARRA - Trans-NIH Recovery Act Research Support	ZC10075-136470	University of Virginia
93.701	I	Y	64,246	ARRA - Trans-NIH Recovery Act Research Support	ZC10075-139371	University of Virginia
93.715	D	Y	993,265	ARRA - Recovery Act - Comparative Effectiveness Research - AHRQ		
93.715	I	Y	1,876	ARRA - Recovery Act - Comparative Effectiveness Research - AHRQ	108219	Children's Hosp/Cinn
93.715	I	Y	5,922	ARRA - Recovery Act - Comparative Effectiveness Research - AHRQ	108219/3100238571	Children's Hosp/Cinn
93.715	I	Y	58,460	ARRA - Recovery Act - Comparative Effectiveness Research - AHRQ	203-0681	Duke University
93.715	I	Y	114,268	ARRA - Recovery Act - Comparative Effectiveness Research - AHRQ	N/A	NC Comm Care Netwo
93.718	D	Y	3,623,517	ARRA - Health Information Technology Regional Extension Centers Program		
93.721	I	Y	214,238	ARRA - Health Information Technology Professionals in Health Care	302-9787	Duke University

SCHEDULE OF EXPENDITURES OF FEDERAL AWARDS (DETAIL)

For the Fiscal Year Ended June 30, 2012

Federal CFDA Number	Direct/ Indirect	ARRA	Program Expenditures	CFDA Program Title	Pass-Through Number	Pass-Through Entity Name
93.726	I	Y	247,183	ARRA - Accelerating Adoption of Comparative Effectiveness Research (CER)	171193/2039064	Duke University
93.726	I	Y	484,781	ARRA - Accelerating Adoption of Comparative Effectiveness Research (CER)	4-0601	Palo Alto Med Fdn H
93.727	I	Y	246,101	ARRA - Health Information Technology - Beacon Communities	90BC0001/01	So Piedm Comm Care P
93.730	D	Y	1,560,029	ARRA - Prevention Research Centers Comparative Effectiveness Research Program		
93.822	D	N	826,935	Health Careers Opportunity Program		
93.837	D	N	24,446,014	Cardiovascular Diseases Research		
93.837	I	N	57,025	Cardiovascular Diseases Research	0000724528	Fred Hutchinson Cancer Research Ctr.
93.837	I	N	237,616	Cardiovascular Diseases Research	0000926 (112946-1)	University of Pitt
93.837	I	N	62,580	Cardiovascular Diseases Research	0005	Gramercy Rsch Group
93.837	I	N	-2,403	Cardiovascular Diseases Research	005	Gramercy Rsch Group
93.837	I	N	3,227	Cardiovascular Diseases Research	0255-2753-4609	Mt Sinai School of Medicine
93.837	I	N	58,459	Cardiovascular Diseases Research	0255-2754-4609	Mt Sinai School of Medicine
93.837	I	N	-3,069	Cardiovascular Diseases Research	07-1107.006	SW Fdn Biomed Res
93.837	I	N	-236	Cardiovascular Diseases Research	09-1107.006	SW Fdn Biomed Res
93.837	I	N	25,056	Cardiovascular Diseases Research	10023252-01	University of Utah
93.837	I	N	-259	Cardiovascular Diseases Research	1107.06	SW Fdn Biomed Res
93.837	I	N	120,161	Cardiovascular Diseases Research	153742	Duke University
93.837	I	N	69,565	Cardiovascular Diseases Research	157351	University Southern California
93.837	I	N	74,652	Cardiovascular Diseases Research	159334	Duke University Med Ctr
93.837	I	N	86,361	Cardiovascular Diseases Research	1R41HL084857-02	Vascular Pharmaceuti
93.837	I	N	174,094	Cardiovascular Diseases Research	2010-1128	Lifescitech, LLC
93.837	I	N	76,171	Cardiovascular Diseases Research	3001303804	University of Michigan
93.837	I	N	15,676	Cardiovascular Diseases Research	5-29746/415311-G	University of Rochester
93.837	I	N	12,953	Cardiovascular Diseases Research	60028980	Ohio State University
93.837	I	N	28,858	Cardiovascular Diseases Research	6763SC	University Calif-San Francisco
93.837	I	N	393,221	Cardiovascular Diseases Research	710-9694	Miriam Hospital
93.837	I	N	64,410	Cardiovascular Diseases Research	721199	University of Wash-Seattle
93.837	I	N	85,308	Cardiovascular Diseases Research	726240	University of Wash-Seattle
93.837	I	N	21,727	Cardiovascular Diseases Research	9-526-4424	Albert Einstein Coll
93.837	I	N	1,674	Cardiovascular Diseases Research	9-526-5496	Albert Einstein Coll
93.837	I	N	5,328	Cardiovascular Diseases Research	9-526-5552	Albert Einstein Coll
93.837	I	N	32	Cardiovascular Diseases Research	9920070110	Rand Corporation, Inc
93.837	I	N	112,009	Cardiovascular Diseases Research	9920070130	Rand Corporation, Inc
93.837	I	N	100,685	Cardiovascular Diseases Research	9920080096	Rand Corporation, Inc
93.837	I	N	-32,642	Cardiovascular Diseases Research	N/A	Cirque Production LI
93.837	I	N	3,074	Cardiovascular Diseases Research	N000550801	University of Minnesota
93.837	I	N	2,550	Cardiovascular Diseases Research	N002127502	University of Minnesota
93.837	I	N	58,156	Cardiovascular Diseases Research	P001897402	University of Minnesota
93.837	I	N	12,129	Cardiovascular Diseases Research	P663626606	University of Minnesota
93.837	I	N	24,273	Cardiovascular Diseases Research	RES505771	Case Western Reserve
93.837	I	N	15,075	Cardiovascular Diseases Research	SC280158UNC	Chld Hosp New Orleans
93.837	I	N	103,419	Cardiovascular Diseases Research	SR00001778	University MD-Baltimore
93.837	I	N	6,807	Cardiovascular Diseases Research	W000203043	University of Iowa
93.837	I	N	21,314	Cardiovascular Diseases Research	W000262096	University of Iowa
93.837	I	N	1,020	Cardiovascular Diseases Research	W000362057/100101307	University of Iowa
93.837	I	N	11,712	Cardiovascular Diseases Research	WFUHS 10385	Wake Forest University School of Medicine
93.837	I	N	2,812	Cardiovascular Diseases Research	WFUHS 10853	Wake Forest University School of Medicine
93.838	D	N	11,653,043	Lung Diseases Research		

SCHEDULE OF EXPENDITURES OF FEDERAL AWARDS (DETAIL)

For the Fiscal Year Ended June 30, 2012

Federal CFDA Number	Direct/ Indirect	ARRA	Program Expenditures	CFDA Program Title	Pass-Through Number	Pass-Through Entity Name
93.838	I	N	97,119	Lung Diseases Research	000378244-001	University of Alabama-Birm
93.838	I	N	70,051	Lung Diseases Research	0016623/116438-3	University of Pitt
93.838	I	N	13,160	Lung Diseases Research	10230SUB	Seattle Chld Rsch In
93.838	I	N	38,210	Lung Diseases Research	10364SUB	Seattle Chld Hosp
93.838	I	N	4,120	Lung Diseases Research	150261	Duke University Med Ctr
93.838	I	N	22,663	Lung Diseases Research	1R41HL09529301A2	Theralogics
93.838	I	N	55,468	Lung Diseases Research	2011-2546	University Calif-Irvine
93.838	I	N	70,050	Lung Diseases Research	203-0394	Duke University
93.838	I	N	2,467	Lung Diseases Research	203-1647	Duke University
93.838	I	N	83,254	Lung Diseases Research	4915SC	University Calif-San Francisco
93.838	I	N	17,794	Lung Diseases Research	557172/PO#2761923	University of Pennsylvania
93.838	I	N	52,749	Lung Diseases Research	GC12067-138351	University of Virginia
93.838	I	N	69,589	Lung Diseases Research	GC12067-138360	University of Virginia
93.838	I	N	26,503	Lung Diseases Research	N/A	X-In8 Biological Cor
93.839	D	N	6,114,909	Blood Diseases and Resources Research		
93.839	I	N	-1,859	Blood Diseases and Resources Research	09-SC-NIH-1028	Duke University
93.839	I	N	-1,124	Blood Diseases and Resources Research	139006/303-6850	Duke University Med Ctr
93.839	I	N	98,230	Blood Diseases and Resources Research	139354/302-6004	Duke University Med Ctr
93.839	I	N	-871	Blood Diseases and Resources Research	145041/139006	Duke University Med Ctr
93.839	I	N	-589	Blood Diseases and Resources Research	151558/144098	Duke University Med Ctr
93.839	I	N	68,981	Blood Diseases and Resources Research	203-0276	Duke University Med Ctr
93.839	I	N	301,373	Blood Diseases and Resources Research	20469-01-01	Children's Hosp Phil
93.839	I	N	28,361	Blood Diseases and Resources Research	24-1106-0002-200	University of Nebraska
93.839	I	N	166,214	Blood Diseases and Resources Research	24-1106-0002-206	University of Nebraska
93.839	I	N	22,478	Blood Diseases and Resources Research	24-1106-0002-209	University of Nebraska-Lincoln
93.839	I	N	49,224	Blood Diseases and Resources Research	303-6651	Duke University
93.839	I	N	871	Blood Diseases and Resources Research	303-6843/139006	Duke University Med Ctr
93.839	I	N	197,338	Blood Diseases and Resources Research	A12099	Rensselaer Polytechnic Inst.
93.839	I	N	42,062	Blood Diseases and Resources Research	A12171	Rensselaer Polytechnic Inst.
93.839	I	N	7,795	Blood Diseases and Resources Research	N/A	NERI
93.846	D	N	10,286,686	Arthritis, Musculoskeletal and Skin Diseases Research		
93.846	I	N	5,216	Arthritis, Musculoskeletal and Skin Diseases Research	000351133-001	University of Alabama-Birm
93.846	I	N	7,776	Arthritis, Musculoskeletal and Skin Diseases Research	1000871052/W00022876	University of Iowa
93.846	I	N	-134	Arthritis, Musculoskeletal and Skin Diseases Research	101643	Brigham Women's Hosp
93.846	I	N	214,444	Arthritis, Musculoskeletal and Skin Diseases Research	1122-001	Maine Medical Center
93.846	I	N	25,820	Arthritis, Musculoskeletal and Skin Diseases Research	203-1414	Duke University Med Ctr
93.846	I	N	37,581	Arthritis, Musculoskeletal and Skin Diseases Research	238899 UNC-Chapel Hill	Temple University
93.846	I	N	4,441	Arthritis, Musculoskeletal and Skin Diseases Research	7744	University of Cincinnati
93.846	I	N	-4,261	Arthritis, Musculoskeletal and Skin Diseases Research	9000582/112640-01	University of Pitt
93.846	I	N	13,005	Arthritis, Musculoskeletal and Skin Diseases Research	MUSC08-127	Medical University of South Carolina
93.846	I	N	12,345	Arthritis, Musculoskeletal and Skin Diseases Research	MUSC08-128	Medical University of South Carolina
93.847	D	N	23,426,283	Diabetes, Digestive, and Kidney Diseases Extramural Research		
93.847	I	N	11,738	Diabetes, Digestive, and Kidney Diseases Extramural Research	0000359544	Children's Hosp/Bost
93.847	I	N	216,888	Diabetes, Digestive, and Kidney Diseases Extramural Research	0000424928	Children's Hosp/Bost
93.847	I	N	9,183	Diabetes, Digestive, and Kidney Diseases Extramural Research	101H710	University Wisconsin-Madison
93.847	I	N	138,369	Diabetes, Digestive, and Kidney Diseases Extramural Research	11-179264-03	Connecticut Chld Med
93.847	I	N	45,392	Diabetes, Digestive, and Kidney Diseases Extramural Research	11-179283-01	Connecticut Chld Med
93.847	I	N	158,621	Diabetes, Digestive, and Kidney Diseases Extramural Research	12-023-58090	Calif Polytech St Un
93.847	I	N	51,492	Diabetes, Digestive, and Kidney Diseases Extramural Research	12-179296-06	Connecticut Chld Med
93.847	I	N	32,386	Diabetes, Digestive, and Kidney Diseases Extramural Research	1319655	Med College of Wis

SCHEDULE OF EXPENDITURES OF FEDERAL AWARDS (DETAIL)

For the Fiscal Year Ended June 30, 2012

Federal CFDA Number	Direct/ Indirect	ARRA	Program Expenditures	CFDA Program Title	Pass-Through Number	Pass-Through Entity Name
93.847	I	N	24,048	Diabetes, Digestive, and Kidney Diseases Extramural Research	1R43DK093119-01	Novan Inc.
93.847	I	N	-9,276	Diabetes, Digestive, and Kidney Diseases Extramural Research	2000521314	Johns Hopkins University
93.847	I	N	14,865	Diabetes, Digestive, and Kidney Diseases Extramural Research	2011-1170	Nutrasorb LLC
93.847	I	N	69,598	Diabetes, Digestive, and Kidney Diseases Extramural Research	203-0621	Duke University Med Ctr
93.847	I	N	92,644	Diabetes, Digestive, and Kidney Diseases Extramural Research	25034-4	Med College of GA
93.847	I	N	5,058	Diabetes, Digestive, and Kidney Diseases Extramural Research	2960-2011-0048	Southeast Techniventures
93.847	I	N	106,879	Diabetes, Digestive, and Kidney Diseases Extramural Research	3001310929	University of Michigan
93.847	I	N	9,177	Diabetes, Digestive, and Kidney Diseases Extramural Research	3001321183	University of Michigan
93.847	I	N	129,309	Diabetes, Digestive, and Kidney Diseases Extramural Research	3100159441/105319	Childrens Hosp/Cinn
93.847	I	N	686	Diabetes, Digestive, and Kidney Diseases Extramural Research	805973	Cedars-Sinai Med Ctr
93.847	I	N	9,265	Diabetes, Digestive, and Kidney Diseases Extramural Research	950678RSUB	Children's Hosp Phil
93.847	I	N	234	Diabetes, Digestive, and Kidney Diseases Extramural Research	950878RSUB	Children's Hosp Phil
93.847	I	N	2,926	Diabetes, Digestive, and Kidney Diseases Extramural Research	950892RSUB	Children's Hosp Phil
93.847	I	N	2,567	Diabetes, Digestive, and Kidney Diseases Extramural Research	951229RSUB	Children's Hosp Phil
93.847	I	N	36,150	Diabetes, Digestive, and Kidney Diseases Extramural Research	951230RSUB	Children's Hosp Phil
93.847	I	N	15,757	Diabetes, Digestive, and Kidney Diseases Extramural Research	MUSC07-032	Medical University of South Carolina
93.847	I	N	1,925	Diabetes, Digestive, and Kidney Diseases Extramural Research	PO #1245598	Med College of Wis
93.847	I	N	10,898	Diabetes, Digestive, and Kidney Diseases Extramural Research	RES504795	Case Western Reserve
93.847	I	N	20,169	Diabetes, Digestive, and Kidney Diseases Extramural Research	S630622	Emory University
93.847	I	N	-1,371	Diabetes, Digestive, and Kidney Diseases Extramural Research	WFUHS/UNC12360	Wake Forest University
93.847	I	N	55,378	Diabetes, Digestive, and Kidney Diseases Extramural Research	WU-10-172	Wash University-St Louis
93.847	I	N	112,070	Diabetes, Digestive, and Kidney Diseases Extramural Research	WU-11-230/2911696P	Wash University-St Louis
93.848	D	N	619,088	Digestive Diseases and Nutrition Research		
93.848	I	N	4,529	Digestive Diseases and Nutrition Research	0010021	University of Pitt
93.848	I	N	284	Digestive Diseases and Nutrition Research	575243	Columbia University
93.848	I	N	41,248	Digestive Diseases and Nutrition Research	CR-19467-431526	VA Polytechnic Inst
93.849	D	N	-651	Kidney Diseases, Urology and Hematology Research		
93.849	I	N	46,901	Kidney Diseases, Urology and Hematology Research	0000017/113312-2	University of Pitt
93.849	I	N	-14	Kidney Diseases, Urology and Hematology Research	303-1252	Duke University
93.849	I	N	31,305	Kidney Diseases, Urology and Hematology Research	320786-05-01	Children's Hosp Phil
93.849	I	N	1,714	Kidney Diseases, Urology and Hematology Research	500297	Feinstein Inst Med R
93.849	I	N	131,538	Kidney Diseases, Urology and Hematology Research	5006842 SERV	Tufts University
93.849	I	N	12,170	Kidney Diseases, Urology and Hematology Research	951193RSUB	Children's Hosp Phil
93.849	I	N	6,418	Kidney Diseases, Urology and Hematology Research	HS1403	Tufts University
93.849	I	N	242,737	Kidney Diseases, Urology and Hematology Research	N/A	Feinstein Inst Med R
93.853	D	N	8,538,460	Extramural Research Programs in the Neurosciences and Neurological Disorders		
93.853	I	N	16,853	Extramural Research Programs in the Neurosciences and Neurological Disorders	0027698 (119828-1)	University of Pitt
93.853	I	N	78,209	Extramural Research Programs in the Neurosciences and Neurological Disorders	0314301/2259	Boston Med Ctr
93.853	I	N	-23,072	Extramural Research Programs in the Neurosciences and Neurological Disorders	09-002115 UNC	University Calif-Davis
93.853	I	N	112,869	Extramural Research Programs in the Neurosciences and Neurological Disorders	11061135	Cornell University
93.853	I	N	6,413	Extramural Research Programs in the Neurosciences and Neurological Disorders	136398	Duke University
93.853	I	N	12,610	Extramural Research Programs in the Neurosciences and Neurological Disorders	19449/G100121-100434	University Cincinnati
93.853	I	N	111,188	Extramural Research Programs in the Neurosciences and Neurological Disorders	2758588/551947	University of Pennsylvania
93.853	I	N	-26,701	Extramural Research Programs in the Neurosciences and Neurological Disorders	551947	University of Pennsylvania
93.853	I	N	255,544	Extramural Research Programs in the Neurosciences and Neurological Disorders	60030884	Ohio State University
93.853	I	N	638	Extramural Research Programs in the Neurosciences and Neurological Disorders	A06314	Yale University
93.853	I	N	16,162	Extramural Research Programs in the Neurosciences and Neurological Disorders	A07868 (M10A10463)	Yale University
93.853	I	N	23,295	Extramural Research Programs in the Neurosciences and Neurological Disorders	N/A	University of Miami
93.853	I	N	447	Extramural Research Programs in the Neurosciences and Neurological Disorders	PO#29881G/WU-06-13	Wash University-St Louis
93.853	I	N	1,650	Extramural Research Programs in the Neurosciences and Neurological Disorders	RF01203416	Ohio State University

SCHEDULE OF EXPENDITURES OF FEDERAL AWARDS (DETAIL)

For the Fiscal Year Ended June 30, 2012

Federal CFDA Number	Direct/ Indirect	ARRA	Program Expenditures	CFDA Program Title	Pass-Through Number	Pass-Through Entity Name
93.853	I	N	36,181	Extramural Research Programs in the Neurosciences and Neurological Disorders	UNC NS060722	Penn State University
93.853	I	N	6,789	Extramural Research Programs in the Neurosciences and Neurological Disorders	WU-06-236	Wash University-St Louis
93.853	I	N	27,789	Extramural Research Programs in the Neurosciences and Neurological Disorders	WU-08-196/PO#2905986	Wash University-St Louis
93.853	I	N	-4,828	Extramural Research Programs in the Neurosciences and Neurological Disorders	WU-09-166/PO 2905438	Wash University-St Louis
93.853	I	N	-12,878	Extramural Research Programs in the Neurosciences and Neurological Disorders	WU-10-14/PO2910619A	Wash University-St Louis
93.853	I	N	-20,177	Extramural Research Programs in the Neurosciences and Neurological Disorders	WU-10-368/PO 2910959	Wash University-St Louis
93.853	I	N	239,815	Extramural Research Programs in the Neurosciences and Neurological Disorders	WU-12-110/PO 2917318	Wash University-St Louis
93.855	D	N	48,493,364	Allergy, Immunology and Transplantation Research		
93.855	I	N	28,476	Allergy, Immunology and Transplantation Research	0000708882	Fred Hutchinson Cancer Research Ctr.
93.855	I	N	9,169	Allergy, Immunology and Transplantation Research	0000739317	Fred Hutchinson Cancer Research Ctr.
93.855	I	N	104,567	Allergy, Immunology and Transplantation Research	000259927-007	University of Alabama-Birm
93.855	I	N	75,231	Allergy, Immunology and Transplantation Research	000372529-001	University of Alabama-Birm
93.855	I	N	237,187	Allergy, Immunology and Transplantation Research	000397076-004	University of Alabama-Birm
93.855	I	N	-12,476	Allergy, Immunology and Transplantation Research	007	University of Alabama-Birm
93.855	I	N	5,033	Allergy, Immunology and Transplantation Research	09-089	University of Texas
93.855	I	N	40,759	Allergy, Immunology and Transplantation Research	1-340-0213085	RTI Rsch Triangle In
93.855	I	N	43,299	Allergy, Immunology and Transplantation Research	108084	Brigham Women's Hosp
93.855	I	N	25,358	Allergy, Immunology and Transplantation Research	11-039/0000000610	University Texas-Galveston
93.855	I	N	275,427	Allergy, Immunology and Transplantation Research	1186602	Dana-Farber Cancer
93.855	I	N	17,519	Allergy, Immunology and Transplantation Research	1928-11-02	Childrens Research Institute
93.855	I	N	-71,788	Allergy, Immunology and Transplantation Research	1R43AI084284-01	G-Zero Therapeutics
93.855	I	N	9,096	Allergy, Immunology and Transplantation Research	2	Trust Columbia Un NY
93.855	I	N	-1,281	Allergy, Immunology and Transplantation Research	2000056553	Johns Hopkins University
93.855	I	N	3,878,663	Allergy, Immunology and Transplantation Research	2000098352	Johns Hopkins University
93.855	I	N	156,045	Allergy, Immunology and Transplantation Research	2001057406	Johns Hopkins University
93.855	I	N	-2,180	Allergy, Immunology and Transplantation Research	2006-1719	University Calif-Irvine
93.855	I	N	210,331	Allergy, Immunology and Transplantation Research	2009-2312	University Calif-Irvine
93.855	I	N	48,236	Allergy, Immunology and Transplantation Research	203-0428	Duke University
93.855	I	N	401,857	Allergy, Immunology and Transplantation Research	203-0868	Duke University
93.855	I	N	135,865	Allergy, Immunology and Transplantation Research	203-0869	Duke University
93.855	I	N	825,930	Allergy, Immunology and Transplantation Research	203-0870	Duke University
93.855	I	N	484,031	Allergy, Immunology and Transplantation Research	203-0871	Duke University
93.855	I	N	359,568	Allergy, Immunology and Transplantation Research	203-0872	Duke University
93.855	I	N	412,360	Allergy, Immunology and Transplantation Research	203-0873	Duke University
93.855	I	N	186,581	Allergy, Immunology and Transplantation Research	203-1099	Duke University
93.855	I	N	139,504	Allergy, Immunology and Transplantation Research	203-1380	Duke University
93.855	I	N	19,994	Allergy, Immunology and Transplantation Research	2R44AI084284-03	G-Zero Therapeutics
93.855	I	N	-2,405	Allergy, Immunology and Transplantation Research	303-1084	Duke University
93.855	I	N	1,357	Allergy, Immunology and Transplantation Research	303-1085	Duke University
93.855	I	N	-3,358	Allergy, Immunology and Transplantation Research	303-1376	Duke University
93.855	I	N	1,281	Allergy, Immunology and Transplantation Research	303-1377	Duke University
93.855	I	N	-83,272	Allergy, Immunology and Transplantation Research	303-5426	Duke University
93.855	I	N	339	Allergy, Immunology and Transplantation Research	303-5613	Duke University
93.855	I	N	1,365	Allergy, Immunology and Transplantation Research	303-5614	Duke University
93.855	I	N	-16,707	Allergy, Immunology and Transplantation Research	303-5615	Duke University
93.855	I	N	-56,895	Allergy, Immunology and Transplantation Research	303-5892	Duke University
93.855	I	N	-24,162	Allergy, Immunology and Transplantation Research	303-5893	Duke University
93.855	I	N	23,550	Allergy, Immunology and Transplantation Research	303-5894	Duke University
93.855	I	N	-6,289	Allergy, Immunology and Transplantation Research	303-5895	Duke University
93.855	I	N	124,767	Allergy, Immunology and Transplantation Research	303-5896	Duke University

SCHEDULE OF EXPENDITURES OF FEDERAL AWARDS (DETAIL)

For the Fiscal Year Ended June 30, 2012

Federal CFDA Number	Direct/ Indirect	ARRA	Program Expenditures	CFDA Program Title	Pass-Through Number	Pass-Through Entity Name
93.855	I	N	-1,073	Allergy, Immunology and Transplantation Research	3048103204-07-498	University of Kentucky
93.855	I	N	37,827	Allergy, Immunology and Transplantation Research	412A775	University Wisconsin
93.855	I	N	110,683	Allergy, Immunology and Transplantation Research	6119-1236-00-A	University of South Florida
93.855	I	N	103,513	Allergy, Immunology and Transplantation Research	638915	University of Wash-Seattle
93.855	I	N	1,971	Allergy, Immunology and Transplantation Research	7222	Magee Women Rsh Inst
93.855	I	N	175,348	Allergy, Immunology and Transplantation Research	7228	Magee Women Rsh Inst
93.855	I	N	237,094	Allergy, Immunology and Transplantation Research	7264	Magee Women Rsh Inst
93.855	I	N	139,230	Allergy, Immunology and Transplantation Research	736772	University of Wash-Seattle
93.855	I	N	21,105	Allergy, Immunology and Transplantation Research	9-526-2885	Albert Einstein Coll
93.855	I	N	138,640	Allergy, Immunology and Transplantation Research	9500241409	Boston University
93.855	I	N	16,189	Allergy, Immunology and Transplantation Research	9500301035	Boston University
93.855	I	N	-1,727	Allergy, Immunology and Transplantation Research	AVGTIO102	Oregon Hlth Sciences
93.855	I	N	698,262	Allergy, Immunology and Transplantation Research	AVGTIO103	Oregon Hlth Sciences
93.855	I	N	938,359	Allergy, Immunology and Transplantation Research	BRS-ACURE-Q-06-00160	Social & Scientific
93.855	I	N	12,261	Allergy, Immunology and Transplantation Research	BRS-ACURE-S-11-00008	Social & Scientific
93.855	I	N	31,415	Allergy, Immunology and Transplantation Research	GC12065-138407	University of Virginia
93.855	I	N	121,781	Allergy, Immunology and Transplantation Research	N/A	Johns Hopkins University
93.855	I	N	2,151	Allergy, Immunology and Transplantation Research	P661628544	University of Minnesota
93.855	I	N	33,629	Allergy, Immunology and Transplantation Research	P66162854R	University of Minnesota
93.855	I	N	87,561	Allergy, Immunology and Transplantation Research	R41AI098192	Agile Sciences
93.855	I	N	47,981	Allergy, Immunology and Transplantation Research	UF11263	University of Florida
93.855	I	N	12,256	Allergy, Immunology and Transplantation Research	UN-1031	Seattle Biomed Rsch
93.856	D	N	-82,988	Microbiology and Infectious Diseases Research		
93.856	I	N	10,375	Microbiology and Infectious Diseases Research	303-0933	Duke University Med Ctr
93.856	I	N	328	Microbiology and Infectious Diseases Research	303-0935	Duke University Med Ctr
93.856	I	N	-6,834	Microbiology and Infectious Diseases Research	303-0937	Duke University Med Ctr
93.859	D	N	33,074,641	Biomedical Research and Research Training		
93.859	I	N	253	Biomedical Research and Research Training	00000046	Jackson Laboratory
93.859	I	N	6,890	Biomedical Research and Research Training	0023300(119860-1)	University of Pitt
93.859	I	N	15,598	Biomedical Research and Research Training	10310851-SUB	University of California
93.859	I	N	33,323	Biomedical Research and Research Training	12-NIH-1009	Duke University
93.859	I	N	7,779	Biomedical Research and Research Training	147497	Duke University
93.859	I	N	73,680	Biomedical Research and Research Training	154181	Duke University
93.859	I	N	53,334	Biomedical Research and Research Training	159285/303-4419	Duke University
93.859	I	N	75,432	Biomedical Research and Research Training	1P50GM09450301A1PO	Med College of Wisconsin, Inc
93.859	I	N	478	Biomedical Research and Research Training	1U01GM094663-01	Burnham Inst
93.859	I	N	122,070	Biomedical Research and Research Training	2009-1043	Syntrix Biosystems, Inc.
93.859	I	N	1,284	Biomedical Research and Research Training	203-0167	Duke University Medical Ctr
93.859	I	N	31,519	Biomedical Research and Research Training	203-0510	Duke University
93.859	I	N	50,115	Biomedical Research and Research Training	203-1083	Duke University
93.859	I	N	118,475	Biomedical Research and Research Training	212851A	University of Oregon
93.859	I	N	-2	Biomedical Research and Research Training	215136	Mass Gen Hosp
93.859	I	N	40,658	Biomedical Research and Research Training	44178-C	University of Chicago
93.859	I	N	164,447	Biomedical Research and Research Training	5U01GM09466302/55631	Burnham Inst
93.859	I	N	23,004	Biomedical Research and Research Training	60008330/RF01201035	Ohio State University
93.859	I	N	84,570	Biomedical Research and Research Training	61-0859UNC	Michigan State University
93.859	I	N	4,772	Biomedical Research and Research Training	6114557/RFS900224	University Mass
93.859	I	N	41,523	Biomedical Research and Research Training	6126037/RFS2011115	University Mass
93.859	I	N	247,590	Biomedical Research and Research Training	6134813/RFS2012016	University Mass
93.859	I	N	198,960	Biomedical Research and Research Training	659298	Jackson Laboratory

SCHEDULE OF EXPENDITURES OF FEDERAL AWARDS (DETAIL)

For the Fiscal Year Ended June 30, 2012

Federal CFDA Number	Direct/ Indirect	ARRA	Program Expenditures	CFDA Program Title	Pass-Through Number	Pass-Through Entity Name
93.859	I	N	104,942	Biomedical Research and Research Training	9-526-2457	Albert Einstein Coll
93.859	I	N	-1,342	Biomedical Research and Research Training	9-526-3061	Albert Einstein Coll
93.859	I	N	60,721	Biomedical Research and Research Training	9-526-4689	Albert Einstein Coll
93.859	I	N	50,446	Biomedical Research and Research Training	9004929	University of Pitt
93.859	I	N	127,368	Biomedical Research and Research Training	FY2012-096	University of Kansas
93.859	I	N	36,132	Biomedical Research and Research Training	M8446041102	University of Minnesota
93.859	I	N	22,111	Biomedical Research and Research Training	MUSC12-032	Medical University of South Carolina
93.859	I	N	-164	Biomedical Research and Research Training	PO#627332/00000062	Jackson Laboratory
93.859	I	N	6,430	Biomedical Research and Research Training	PO#640526	Jackson Laboratory
93.859	I	N	1,787	Biomedical Research and Research Training	PO#642466	Jackson Laboratory
93.859	I	N	116,985	Biomedical Research and Research Training	PO#659181	Jackson Laboratory
93.859	I	N	70,541	Biomedical Research and Research Training	R-11-0032	University of Houston
93.859	I	N	106,542	Biomedical Research and Research Training	S0182729	University of Cal-Santa Cruz
93.859	I	N	38,180	Biomedical Research and Research Training	UA 12-009	University of Alabama
93.865	D	N	29,617,108	Child Health and Human Development Extramural Research		
93.865	I	N	100,687	Child Health and Human Development Extramural Research	000378020-001	University of Alabama-Birm
93.865	I	N	40,775	Child Health and Human Development Extramural Research	000388010-011	University of Alabama-Birm
93.865	I	N	2,281	Child Health and Human Development Extramural Research	000396222-002	University of Alabama-Birm
93.865	I	N	4,593	Child Health and Human Development Extramural Research	000426855-001	University of Alabama-Birm
93.865	I	N	55,577	Child Health and Human Development Extramural Research	1-312-0213113	RTI International
93.865	I	N	40,411	Child Health and Human Development Extramural Research	1071750-3-46797/09-1	Research Fdn of SUNY
93.865	I	N	2,735	Child Health and Human Development Extramural Research	13-312-0210070	RTI International
93.865	I	N	3,108	Child Health and Human Development Extramural Research	154-4916	University of Colorado
93.865	I	N	13,750	Child Health and Human Development Extramural Research	1547811	University of Colorado
93.865	I	N	4,852	Child Health and Human Development Extramural Research	2012-2745	University Calif-Irvine
93.865	I	N	16,932	Child Health and Human Development Extramural Research	203-1081/2U10HD04049	Duke University Med Ctr
93.865	I	N	21,536	Child Health and Human Development Extramural Research	203-1390	Duke University
93.865	I	N	-114	Child Health and Human Development Extramural Research	3-312-0207778	RTI International
93.865	I	N	127,470	Child Health and Human Development Extramural Research	3001141253	University of Michigan
93.865	I	N	-136	Child Health and Human Development Extramural Research	3001402196	University of Michigan
93.865	I	N	32,020	Child Health and Human Development Extramural Research	3001688625	University of Michigan
93.865	I	N	17,312	Child Health and Human Development Extramural Research	40-4131/UNC	Nat Bureau Econ Res
93.865	I	N	61,429	Child Health and Human Development Extramural Research	4243-UNC-DHHS-0709	Penn State University
93.865	I	N	19,966	Child Health and Human Development Extramural Research	554599	University of Wash-Seattle
93.865	I	N	6,386	Child Health and Human Development Extramural Research	60028528	Northwestern University
93.865	I	N	12,581	Child Health and Human Development Extramural Research	6707SC	University of California at San Francisco
93.865	I	N	10,482	Child Health and Human Development Extramural Research	723004	University of Wash-Seattle
93.865	I	N	102,238	Child Health and Human Development Extramural Research	727265	University of Wash-Seattle
93.865	I	N	80,313	Child Health and Human Development Extramural Research	9-526-5754	Albert Einstein Coll
93.865	I	N	53,410	Child Health and Human Development Extramural Research	F6207-01	New York University
93.865	I	N	14,878	Child Health and Human Development Extramural Research	GC12123-139438	University of Virginia
93.865	I	N	7,473	Child Health and Human Development Extramural Research	N/A	Duke University Med Ctr
93.865	I	N	62,027	Child Health and Human Development Extramural Research	PD301855-SC102433	VA Commonwealth University
93.865	I	N	21,692	Child Health and Human Development Extramural Research	S417062	Emory University
93.865	I	N	148,829	Child Health and Human Development Extramural Research	VUMC35301	Vanderbilt U Med C
93.866	D	N	3,241,567	Aging Research		
93.866	I	N	46,981	Aging Research	0000004732	University MD-Baltimore
93.866	I	N	19,904	Aging Research	10-NIH-1034	Duke University
93.866	I	N	10,432	Aging Research	103524	Brigham Women's Hosp
93.866	I	N	62,084	Aging Research	145911 /ACCT CODE	Duke University

SCHEDULE OF EXPENDITURES OF FEDERAL AWARDS (DETAIL)

For the Fiscal Year Ended June 30, 2012

Federal CFDA Number	Direct/ Indirect	ARRA	Program Expenditures	CFDA Program Title	Pass-Through Number	Pass-Through Entity Name
93.866	I	N	1,362	Aging Research	23030.914940.6695	Cty Hope Nat Med Ctr
93.866	I	N	-5,747	Aging Research	24861420-45510-D	Stanford University
93.866	I	N	268,732	Aging Research	5-31230	The Trustees of Columbia University
93.866	I	N	18,153	Aging Research	57884-9061	Cornell University
93.866	I	N	153,137	Aging Research	H50427	University Southern California
93.866	I	N	25,001	Aging Research	N/A	Vortant Technologies
93.867	D	N	4,120,808	Vision Research		
93.867	I	N	62,733	Vision Research	00028776-1	University of Missouri-St. Louis
93.867	I	N	44,677	Vision Research	0255-5081-4609	Mt Sinai School of Medicine
93.867	I	N	1,180	Vision Research	10018987	University of Utah
93.867	I	N	12,621	Vision Research	10018990-01	University of Utah
93.867	I	N	53,567	Vision Research	10018992	University of Utah
93.867	I	N	899	Vision Research	120109-01	Blatek, Inc.
93.867	I	N	41,602	Vision Research	2000133834	Johns Hopkins University
93.867	I	N	149,710	Vision Research	2000540260	Johns Hopkins University
93.867	I	N	48,002	Vision Research	2000745235	Johns Hopkins University
93.867	I	N	84,951	Vision Research	25 7010170 / EY012	West Michigan University
93.867	I	N	30,301	Vision Research	R073286137	University of Tennessee
93.879	D	N	137,767	Medical Library Assistance		
93.884	D	N	61,425	Grants for Training in Primary Care Medicine and Dentistry		
93.888	D	N	45,168	Specially Selected Health Projects		
93.918	D	N	661,975	Grants to Provide Outpatient Early Intervention Services with Respect to HIV Disease		
93.924	D	N	20,778	Ryan White HIV/AIDS Dental Reimbursements Community Based Dental Partnership		
93.928	D	N	599,541	Special Projects of National Significance		
93.931	D	N	-563	Demonstration Grants to States for Community Scholarship		
93.936	I	N	1,355,049	National Institutes of Health Acquired Immunodeficiency Syndrome Research Loan Repayment Program	0080.0126/830	Family Health International
93.941	D	N	519,343	HIV Demonstration, Research, Public and Professional Education Projects		
93.943	D	N	437,282	Epidemiologic Research Studies of Acquired Immunodeficiency Syndrome (AIDS) and Human Immunodeficiency Virus (HIV) Infection in Selected Population Groups		
93.945	D	N	748,580	Assistance Programs for Chronic Disease Prevention and Control		
93.964	D	N	205,302	Prevention and Public Health Fund (PPHF) Public Health Traineeships		
93.969	D	N	475,253	Geriatric Education Centers		
93.989	D	N	2,042,118	International Research and Research Training		
93.989	I	N	24,816	International Research and Research Training	61-0012UNC	Michigan State University
93.989	I	N	33,036	International Research and Research Training	IR25TW008981-01	Stellenbosch Univer
93.989	I	N	34,126	International Research and Research Training	VUMC 34750	Vanderbilt U Med C
93.989	I	N	12,537	International Research and Research Training	VUMC 35711	Vanderbilt U Med C
93.989	I	N	31,726	International Research and Research Training	VUMC 38423	Vanderbilt U Med C
93.989	I	N	18,377	International Research and Research Training	VUMC 38477	Vanderbilt U Med C
93.989	I	N	20,555	International Research and Research Training	VUMC 38480	Vanderbilt U Med C
93.989	I	N	6,832	International Research and Research Training	VUMC 39590	Vanderbilt U Med C
93.989	I	N	45,449	International Research and Research Training	VUMC34750	Vanderbilt U Med C
93.989	I	N	874	International Research and Research Training	VUMC35568	Vanderbilt U Med C
93.989	I	N	316	International Research and Research Training	VUMC36767	Vanderbilt U Med C
93.991	I	N	15,102	Preventive Health and Health Services Block Grant	N/A	NE Dept SS
93.999	D	N	31,879	Test for Suppression Effects of Advanced Energy		
			521,578,950	Total — Research and Development — U. S. Department of Health and Human Services		

SCHEDULE OF EXPENDITURES OF FEDERAL AWARDS (DETAIL)

For the Fiscal Year Ended June 30, 2012

Federal CFDA Number	Direct/ Indirect	ARRA	Program Expenditures	CFDA Program Title	Pass-Through Number	Pass-Through Entity Name
<u>Corporation for National and Community Service</u>						
94.005	I	N	-1,383	Learn and Serve America-Higher Education	31-2462-321/31-1894	Temple University
94.006	D	N	330,551	AmeriCorps		
			329,168	Total — Research and Development — Corporation for National and Community Service		
<u>Social Security Administration</u>						
96.007	I	N	44,863	Social Security-Research and Demonstration	5001537-7 SANDELL	Boston College
96.007	I	N	122,659	Social Security-Research and Demonstration	9920100026	Rand Corporation, Inc
			167,522	Total — Research and Development — Social Security Administration		
<u>U. S. Department of Homeland Security</u>						
97	D	N	32,529	U. S. Department of Homeland Security		
97	I	N	48,266	U. S. Department of Homeland Security	12-DHS-1035	Duke University
97	I	N	29,462	U. S. Department of Homeland Security	120810	Oak Ridge Institute for Science and Education
97	I	N	100,629	U. S. Department of Homeland Security	2-312-0211772/021177	RTI International
97	I	N	86,684	U. S. Department of Homeland Security	4-312-0212782	RTI International
97	I	N	600	U. S. Department of Homeland Security	5-312-0211772/021177	RTI International
97	I	N	70,412	U. S. Department of Homeland Security	Subcontract # 3-312-0212782	RTI International
97.044	D	N	686,712	Assistance to Firefighters Grant		
97.061	D	N	2,422,200	Centers for Homeland Security		
97.061	I	N	78,984	Centers for Homeland Security	Z955901	University MD College Park
97.062	D	N	159,752	Scientific Leadership Awards		
97.077	D	N	152,733	Homeland Security Research Testing, Evaluation, and Demonstration of Technologies Related to Nuclear Detection		
97.122	D	N	3,646,493	Bio-Preparedness Collaboratory		
			7,515,456	Total — Research and Development — U. S. Department of Homeland Security		
<u>U. S. Agency for International Development</u>						
98	D	N	34,499,658	U. S. Agency for International Development		
98	I	N	50,653	U. S. Agency for International Development	0437.0152/805707	Family Health International
98	I	N	728,673	U. S. Agency for International Development	0437.0158/805273	Family Health International
98	I	N	255,428	U. S. Agency for International Development	08-UNC-97	Kenan Institute Asia
98	I	N	61,079	U. S. Agency for International Development	2007-1200-03	Oregon State University
98	I	N	16,692	U. S. Agency for International Development	2007-1200-04	Oregon State University
98	I	N	20,091	U. S. Agency for International Development	41060000-800004426	Purdue University
98	I	N	99,976	U. S. Agency for International Development	5305/2001208509	Johns Hopkins University
98	I	N	38,520	U. S. Agency for International Development	5321/2001208292	Johns Hopkins University
98	I	N	16,650	U. S. Agency for International Development	631548-8S-1204	Macro
98	I	N	-50,547	U. S. Agency for International Development	805703/0437.0079	Family Health International
98	I	N	921	U. S. Agency for International Development	AID-623-A-12-00011	Intrahealth
98	I	N	-1,602	U. S. Agency for International Development	GHS-I-00-07-00002-00	John Snow Institute
98	I	N	98,598	U. S. Agency for International Development	N/A	Right to Care
98	I	N	1,069	U. S. Agency for International Development	PPC-11-119	Eastern VA Med Sch
98	I	N	66	U. S. Agency for International Development	PPC-11-128	Eastern VA Med Sch
98	I	N	163,044	U. S. Agency for International Development	RD011G-C	Oregon State University
98.001	D	N	1,468,674	USAID Foreign Assistance for Programs Overseas		
98.001	I	N	480	USAID Foreign Assistance for Programs Overseas	09-002945-11	University of Cal-Davis

SCHEDULE OF EXPENDITURES OF FEDERAL AWARDS (DETAIL)

For the Fiscal Year Ended June 30, 2012

Federal CFDA Number	Direct/ Indirect	ARRA	Program Expenditures	CFDA Program Title	Pass-Through Number	Pass-Through Entity Name
98.001	I	N	43,382	USAID Foreign Assistance for Programs Overseas	4-330-0212934	RTI International
98.001	I	N	243,648	USAID Foreign Assistance for Programs Overseas	425955-19070	Virginia Polytechnic Institute and State University
			<u>37,755,153</u>	Total — Research and Development — U. S. Agency for International Development		

Other Federal Assistance

99	D	N	4,951	Other Federal Assistance		
			<u>4,951</u>	Total — Research and Development — Other Federal Assistance		
			<u>850,878,045</u>	Total — Research and Development		

CDBG-State-Administered CDBG—Cluster:**U. S. Department of Housing and Urban Development**

14.228	D	N	62,564,133	Community Development Block Grants/State's Program and Non-Entitlement Grants in Hawaii		
14.228	I	N	4,102	Community Development Block Grants/State's Program and Non-Entitlement Grants in Hawaii	211797	Mississippi Dept of Archives
14.228	I	N	5,872	Community Development Block Grants/State's Program and Non-Entitlement Grants in Hawaii	212298	Town of Garysburg
14.228	I	N	7,076	Community Development Block Grants/State's Program and Non-Entitlement Grants in Hawaii	212301	Town of Hookerton
14.228	I	N	4,835	Community Development Block Grants/State's Program and Non-Entitlement Grants in Hawaii	212309	City of Washington, NC
14.228	I	N	10,846	Community Development Block Grants/State's Program and Non-Entitlement Grants in Hawaii	212310	Town of Aberdeen
14.228	I	N	3,927	Community Development Block Grants/State's Program and Non-Entitlement Grants in Hawaii	212315	Town of Roseboro
14.228	I	N	3,929	Community Development Block Grants/State's Program and Non-Entitlement Grants in Hawaii	212319	Washington County
14.228	I	N	3,931	Community Development Block Grants/State's Program and Non-Entitlement Grants in Hawaii	212321	Town of Yanceyville
14.228	I	N	10,707	Community Development Block Grants/State's Program and Non-Entitlement Grants in Hawaii	2123O22123O3	Town of Lewisston
14.228	I	N	10,677	Community Development Block Grants/State's Program and Non-Entitlement Grants in Hawaii	2123O8212312	Town of Winfall
14.228	I	N	7,024	Community Development Block Grants/State's Program and Non-Entitlement Grants in Hawaii	A1201030014NCAC19L	Town of Snow Hill
14.228	I	N	6,363	Community Development Block Grants/State's Program and Non-Entitlement Grants in Hawaii	A120108001	City of Kinston
14.255	D	Y	2,913,474	ARRA - Community Development Block Grants/State's Program and Non-Entitlement Grants in Hawaii - (Recovery Act Funded)		
			<u>65,556,896</u>	Total — CDBG-State-Administered CDBG Cluster — U. S. Department of Housing and Urban Development		
			<u>65,556,896</u>	Total — CDBG-State-Administered CDBG		

Statewide Data Systems—Cluster:**U. S. Department of Education**

84.372	D	N	645,265	Statewide Data Systems		
			<u>645,265</u>	Total — Statewide Data Systems Cluster — U. S. Department of Education		
			<u>645,265</u>	Total — Statewide Data Systems		

SCHEDULE OF EXPENDITURES OF FEDERAL AWARDS (DETAIL)

For the Fiscal Year Ended June 30, 2012

Federal CFDA Number	Direct/ Indirect	ARRA	Program Expenditures	CFDA Program Title	Pass-Through Number	Pass-Through Entity Name
<i>Student Financial Assistance—Cluster:</i>						
<u>U. S. Department of Education</u>						
84.007	D	N	11,246,981	Federal Supplemental Educational Opportunity Grants		
84.033	D	N	13,287,746	Federal Work-Study Program		
84.038	D	N	103,564,139	Federal Perkins Loan Program-Federal Capital Contributions		
84.063	D	N	792,667,440	Federal Pell Grant Program		
84.268	D	N	1,381,875,365	Federal Direct Student Loans		
84.375	D	N	74,604	Academic Competitiveness Grants		
84.376	D	N	35,750	National Science and Mathematics Access to Retain Talent (SMART) Grants		
84.379	D	N	572,500	Teacher Education Assistance for College and Higher Education Grants (TEACH Grants)		
			<u>2,303,324,525</u>	Total — Student Financial Assistance Programs Cluster — U. S. Department of Education		
<u>U. S. Department of Health and Human Services</u>						
93.264	D	N	515,065	Nurse Faculty Loan Program (NFLP)		
93.342	D	N	3,439,283	Health Professions Student Loans, Including Primary Care Loans/Loans for Disadvantaged Students		
93.364	D	N	441,182	Nursing Student Loans		
93.925	D	N	198,679	Scholarships for Health Professions Students from Disadvantaged Backgrounds		
			<u>4,594,209</u>	Total — Student Financial Assistance Programs Cluster — U. S. Department of Health and Human Services		
			<u>2,307,918,734</u>	Total — Student Financial Assistance		
<i>State Fiscal Stabilization Fund—Cluster:</i>						
<u>U. S. Department of Education</u>						
84.394	D	Y	8,691,843	ARRA - State Fiscal Stabilization Fund (SFSF)-Education State Grants, Recovery Act		
84.397	D	Y	823,500	ARRA - State Fiscal Stabilization Fund (SFSF)-Government Services, Recovery Act		
			<u>9,515,343</u>	Total — State Fiscal Stabilization Fund Cluster — U. S. Department of Education		
			<u>9,515,343</u>	Total — State Fiscal Stabilization Fund		
<i>School Improvement Grants—Cluster:</i>						
<u>U. S. Department of Education</u>						
84.377	D	N	13,306,030	School Improvement Grants		
84.377	I	N	23,169	School Improvement Grants	C1U0156	State of Alabama Dept of Education
84.388	D	Y	17,635,666	ARRA - School Improvement Grants, Recovery Act		
			<u>30,964,865</u>	Total — School Improvement Grants Cluster — U. S. Department of Education		
			<u>30,964,865</u>	Total — School Improvement Grants		

SCHEDULE OF EXPENDITURES OF FEDERAL AWARDS (DETAIL)

For the Fiscal Year Ended June 30, 2012

Federal CFDA Number	Direct/ Indirect	ARRA	Program Expenditures	CFDA Program Title	Pass-Through Number	Pass-Through Entity Name
<i>Supplemental Nutrition Assistance Program (SNAP)—Cluster:</i>						
<u>U. S. Department of Agriculture</u>						
10.551	D	N	2,451,511,068	Supplemental Nutrition Assistance Program		
10.561	D	N	83,354,997	State Administrative Matching Grants for the Supplemental Nutrition Assistance Program		
			<u>2,534,866,065</u>	Total — Supplemental Nutrition Assistance Program (SNAP) — U. S. Department of Agriculture		
			<u>2,534,866,065</u>	Total — Supplemental Nutrition Assistance Program (SNAP)		
<i>Special Education—Cluster (IDEA):</i>						
<u>U. S. Department of Education</u>						
84.027	D	N	327,753,116	Special Education-Grants to States		
84.173	D	N	12,110,247	Special Education-Preschool Grants		
84.173	I	N	17,306	Special Education-Preschool Grants	OCR# 678-201438/CFMS#711994	Louisiana Dept of Education
84.391	D	Y	8,607,128	ARRA - Special Education Grants to States, Recovery Act		
84.392	D	Y	756,214	ARRA - Special Education-Preschool Grants, Recovery Act		
			<u>349,244,011</u>	Total — Special Education Cluster (IDEA) — U. S. Department of Education		
			<u>349,244,011</u>	Total — Special Education (IDEA)		
<i>TANF—Cluster:</i>						
<u>U. S. Department of Health and Human Services</u>						
93.558	D	N	252,666,062	Temporary Assistance for Needy Families		
93.558	I	N	5,561	Temporary Assistance for Needy Families	G90017-T	SC Dept of Social Services
93.714	D	Y	5,248,006	ARRA - Emergency Contingency Fund for Temporary Assistance for Needy Families (TANF) State Program		
			<u>257,919,629</u>	Total — TANF Cluster — U. S. Department of Health and Human Services		
			<u>257,919,629</u>	Total — TANF		
<i>Title I, Part A—Cluster:</i>						
<u>U. S. Department of Education</u>						
84.010	D	N	393,723,936	Title I Grants to Local Educational Agencies		
84.389	D	Y	10,927,384	ARRA - Title I Grants to Local Educational Agencies, Recovery Act		
			<u>404,651,320</u>	Total — Title I, Part A Cluster — U. S. Department of Education		
			<u>404,651,320</u>	Total — Title I, Part A		
<i>Teacher Quality Partnership Grants—Cluster:</i>						
<u>U. S. Department of Education</u>						
84.336	D	N	1,094,080	Teacher Quality Partnership Grants		
84.405	D	Y	1,682,778	ARRA - Teacher Quality Partnerships, Recovery Act		
			<u>2,776,858</u>	Total — Teacher Quality Partnership Grants Cluster — U. S. Department of Education		
			<u>2,776,858</u>	Total — Teacher Quality Partnership Grants		

SCHEDULE OF EXPENDITURES OF FEDERAL AWARDS (DETAIL)

For the Fiscal Year Ended June 30, 2012

Federal CFDA Number	Direct/ Indirect	ARRA	Program Expenditures	CFDA Program Title	Pass-Through Number	Pass-Through Entity Name
<i>TRIO—Cluster:</i>						
<u>U. S. Department of Education</u>						
84.042	D	N	8,571,179	TRIO-Student Support Services		
84.044	D	N	2,150,450	TRIO-Talent Search		
84.047	D	N	4,741,596	TRIO-Upward Bound		
84.066	D	N	1,312,662	TRIO-Educational Opportunity Centers		
84.217	D	N	591,737	TRIO-McNair Post-Baccalaureate Achievement		
			<u>17,367,624</u>	Total — TRIO Cluster — U. S. Department of Education		
			<u>17,367,624</u>	Total — TRIO		
<i>Transit Services Programs—Cluster:</i>						
<u>U. S. Department of Transportation</u>						
20.513	D	N	1,980,673	Capital Assistance Program for Elderly Persons and Persons with Disabilities		
20.516	D	N	2,155,855	Job Access-Reverse Commute		
20.521	D	N	187,872	New Freedom Program		
			<u>4,324,400</u>	Total — Transit Services Programs Cluster — U. S. Department of Transportation		
			<u>4,324,400</u>	Total — Transit Services Programs		
<i>Vocational Rehabilitation—Cluster:</i>						
<u>U. S. Department of Education</u>						
84.126	D	N	104,297,495	Rehabilitation Services-Vocational Rehabilitation Grants to States		
84.390	D	Y	6,825,225	ARRA - Rehabilitation Services-Vocational Rehabilitation Grants to States, Recovery Act		
			<u>111,122,720</u>	Total — Vocational Rehabilitation Cluster — U. S. Department of Education		
			<u>111,122,720</u>	Total — Vocational Rehabilitation		
<i>WIA—Cluster:</i>						
<u>U. S. Department of Labor</u>						
17.258	D	N	23,764,189	WIA Adult Program		
17.258	D	Y	195,278	ARRA - WIA Adult Program		
17.258	I	N	278,294	WIA Adult Program	0-2020-33	Cape Fear COG
17.258	I	N	-398	WIA Adult Program	08-2020-37-9900	Charlotte
17.258	I	N	-749	WIA Adult Program	09-2020-28-9900	Region Q
17.258	I	N	-1,872	WIA Adult Program	09-2020-40-9900	Eastern Carolina
17.258	I	N	-800	WIA Adult Program	09-2020-44-9900	Lumber River
17.258	I	N	-3,376	WIA Adult Program	09-2020-55-9900	Southwestern
17.258	I	N	1,325	WIA Adult Program	10-2020-28-9900	Region Q
17.258	I	N	5,054	WIA Adult Program	10-2020-33-9900	Cape Fear
17.258	I	N	2,953	WIA Adult Program	10-2020-34-9900	Capital Area
17.258	I	N	47,274	WIA Adult Program	10-2020-36-9900	Centralina
17.258	I	N	16,234	WIA Adult Program	10-2020-37-9900	Charlotte
17.258	I	N	-243	WIA Adult Program	10-2020-40-9900	Eastern Carolina
17.258	I	N	20,072	WIA Adult Program	10-2020-44-9900	Lumber River
17.258	I	N	2,471	WIA Adult Program	10-2020-49-1533	High Country COG
17.258	I	N	17,965	WIA Adult Program	10-2020-54-9900	Reg Partnership
17.258	I	N	4,340	WIA Adult Program	10-2020-55-9900	Southwestern

SCHEDULE OF EXPENDITURES OF FEDERAL AWARDS (DETAIL)

For the Fiscal Year Ended June 30, 2012

Federal CFDA Number	Direct/ Indirect	ARRA	Program Expenditures	CFDA Program Title	Pass-Through Number	Pass-Through Entity Name
17.258	I	N	15,710	WIA Adult Program	10-2020-58-9900	PeeDee
17.258	I	N	1,650	WIA Adult Program	11-2010-49-1380	Region D
17.258	I	N	108,865	WIA Adult Program	11-2020-28-9900	Region Q
17.258	I	N	11,693	WIA Adult Program	11-2020-29-9900	Mountain Area
17.258	I	N	325,430	WIA Adult Program	11-2020-33-9900	Cape Fear
17.258	I	N	64,681	WIA Adult Program	11-2020-34-9900	Capital Area
17.258	I	N	1,141,569	WIA Adult Program	11-2020-36-9900	Centralina
17.258	I	N	489,135	WIA Adult Program	11-2020-37-9900	Charlotte
17.258	I	N	118,758	WIA Adult Program	11-2020-40-6035-07	Eastern Carolina Workforce Dev Board
17.258	I	N	215,732	WIA Adult Program	11-2020-40-6136-03	ECWDB, Inc.
17.258	I	N	192,875	WIA Adult Program	11-2020-40-6169	Eastern Carolina Workforce Dev Board
17.258	I	N	37,622	WIA Adult Program	11-2020-40-6227-08	Eastern Carolina Workforce Dev Board
17.258	I	N	105,425	WIA Adult Program	11-2020-40-6331-09	Eastern Carolina Workforce Dev Board
17.258	I	N	53,687	WIA Adult Program	11-2020-40-9900	Eastern Carolina
17.258	I	N	925,560	WIA Adult Program	11-2020-44-9900	Lumber River
17.258	I	N	252,769	WIA Adult Program	11-2020-49-1380	Region D
17.258	I	N	178,548	WIA Adult Program	11-2020-49-1533	High Country COG
17.258	I	N	343,010	WIA Adult Program	11-2020-54-9900	Reg Partnership
17.258	I	N	277,193	WIA Adult Program	11-2020-55-9900	Southwestern
17.258	I	N	228,413	WIA Adult Program	12-2020-43-4316	Kerr-Tar Workforce Development Board
17.258	I	N	70,889	WIA Adult Program	2020	ECWDB, Inc.
17.258	I	N	144,459	WIA Adult Program	44-12-5227-Adl/DW/Yth	Lumber River Council of Government
17.258	I	N	201,740	WIA Adult Program	8-2020-2-1-4505-02.4	Turning Point Workforce Development Board
17.258	I	N	5,777	WIA Adult Program	8-2020-21-4466	Turning Point Workforce Development Board
17.258	I	N	146,535	WIA Adult Program	9-2020/2040-21-4597-03	Turning Point Workforce Development Board
17.258	I	N	105,000	WIA Adult Program	N/A	Council of Governments
17.258	I	N	22,746	WIA Adult Program	PO 9066	Mountain Area Workforce Development Board
17.258	I	N	86,126	WIA Adult Program	WIA-2009-0421-46-07	Buncombe County
17.258	I	N	1,651	WIA Adult Program	WIA-2010-0412-61-11-02	Mountain Area Workforce Development Board
17.258	I	N	42,458	WIA Adult Program	WIA-2011-0412-61-11-02	Mountain Area Workforce Development Board
17.258	I	N	55,650	WIA Adult Program	WIA-2011-0412-61-57-02	Mountain Area Workforce Development Board
17.258	I	Y	9,670	ARRA - WIA Adult Program	08-4020-33-9900	Cape Fear
17.258	I	Y	-1,758	ARRA - WIA Adult Program	08-4020-44-9900	Lumber River
17.258	I	Y	-150	ARRA - WIA Adult Program	08-4020-54-9900	Reg Partnership
17.258	I	Y	347	ARRA - WIA Adult Program	08-4020-55-9900	Southwestern
17.258	I	Y	-137	ARRA - WIA Adult Program	08-4020-60-9900	Triangle South
17.258	I	Y	10,229	ARRA - WIA Adult Program	10-2020-60-9900	Triangle South
17.258	I	Y	3,500	ARRA - WIA Adult Program	10-4020-37-9900	Charlotte
17.258	I	Y	4,531	ARRA - WIA Adult Program	10-4020-40-9900	Eastern Carolina
17.258	I	Y	394,298	ARRA - WIA Adult Program	11-2020-60-9900	Triangle South
17.259	D	N	25,504,607	WIA Youth Activities		
17.259	D	Y	133,315	ARRA - WIA Youth Activities		
17.259	I	N	145,994	WIA Youth Activities	0-0240-33	Cape Fear COG
17.259	I	N	40,980	WIA Youth Activities	0-2040-33	Cape Fear COG
17.259	I	N	322,008	WIA Youth Activities	07-44-5467-YTH	LRCOG
17.259	I	N	98,952	WIA Youth Activities	11-2040-40-6169	Eastern Carolina Workforce Dev Board
17.259	I	N	156,836	WIA Youth Activities	11-2040-49-1380	Region D
17.259	I	N	35,952	WIA Youth Activities	11-2040-49-1533	High Country COG
17.259	I	N	19,068	WIA Youth Activities	11-2050-49-1380	Region D
17.259	I	N	183,250	WIA Youth Activities	12-2040-43-4316	Kerr-Tar Workforce Development Board

SCHEDULE OF EXPENDITURES OF FEDERAL AWARDS (DETAIL)

For the Fiscal Year Ended June 30, 2012

Federal CFDA Number	Direct/ Indirect	ARRA	Program Expenditures	CFDA Program Title	Pass-Through Number	Pass-Through Entity Name
17.259	I	N	256,785	WIA Youth Activities	2040 44 5465	Council of Government
17.259	I	N	137,833	WIA Youth Activities	44-12-5227-Adl/DW/Yth	Lumber River Council of Government
17.259	I	N	79,213	WIA Youth Activities	9-2020/2040-21-4597-03	Turning Point Workforce Development Board
17.259	I	N	144,481	WIA Youth Activities	N/A	Council of Governments
17.259	I	Y	-899	ARRA - WIA Youth Activities	08-4040-45-9900	Mid-Carolina
17.260	D	N	3,579,563	WIA Dislocated Workers		
17.260	D	Y	2,682,911	ARRA - WIA Dislocated Workers		
17.260	I	N	215,455	WIA Dislocated Workers	0-2030-33	Cape Fear COG
17.260	I	N	-153	WIA Dislocated Workers	09-2030-36-9900	Centralina
17.260	I	N	420,376	WIA Dislocated Workers	11-2030-40-6169	Eastern Carolina Workforce Dev Board
17.260	I	N	27,267	WIA Dislocated Workers	11-2030-40-6277-08	Eastern Carolina Workforce Dev Board
17.260	I	N	180,705	WIA Dislocated Workers	11-2030-40-6331-09	Eastern Carolina Workforce Dev Board
17.260	I	N	73,886	WIA Dislocated Workers	11-2031-40-6169	Eastern Carolina Workforce Dev Board
17.260	I	N	75,425	WIA Dislocated Workers	44-12-5227-Adl/DW/Yth	Lumber River Council of Government
17.260	I	N	207,906	WIA Dislocated Workers	8-2030-21-4466	Turning Point Workforce Development Board
17.260	I	N	99,143	WIA Dislocated Workers	N/A	Council of Governments
17.260	I	N	126,176	WIA Dislocated Workers	WIA-2009-0421-46-07	Buncombe County
17.260	I	N	13,866	WIA Dislocated Workers	WIA-2011-0412-61-11-02	Mountain Area Workforce Development Board
17.260	I	N	35,772	WIA Dislocated Workers	WIA-2011-0412-61-57-02	Mountain Area Workforce Development Board
17.260	I	Y	-34	ARRA - WIA Dislocated Workers	08-4030-28-9900	Region Q
17.260	I	Y	25,966	ARRA - WIA Dislocated Workers	08-4030-33-9900	Cape Fear
17.260	I	Y	26,609	ARRA - WIA Dislocated Workers	08-4030-44-9900	Lumber River
17.260	I	Y	7,422	ARRA - WIA Dislocated Workers	08-4030-60-9900	Triangle South
17.278	D	N	37,616,383	WIA Dislocated Worker Formula Grants		
17.278	I	N	879	WIA Dislocated Worker Formula Grants	10-2030-28-9900	Region Q
17.278	I	N	1,989	WIA Dislocated Worker Formula Grants	10-2030-33-9900	Cape Fear
17.278	I	N	8,331	WIA Dislocated Worker Formula Grants	10-2030-34-9900	Capital Area
17.278	I	N	199,425	WIA Dislocated Worker Formula Grants	10-2030-36-9900	Centralina
17.278	I	N	24,565	WIA Dislocated Worker Formula Grants	10-2030-37-9900	Charlotte
17.278	I	N	51,891	WIA Dislocated Worker Formula Grants	10-2030-40-9900	Eastern Carolina
17.278	I	N	1,942	WIA Dislocated Worker Formula Grants	10-2030-43-9900	Kerr Tar
17.278	I	N	14,873	WIA Dislocated Worker Formula Grants	10-2030-44-9900	Lumber River
17.278	I	N	1,018	WIA Dislocated Worker Formula Grants	10-2030-49-1533	High Country COG
17.278	I	N	23,024	WIA Dislocated Worker Formula Grants	10-2030-54-9900	Reg Partnership
17.278	I	N	7,619	WIA Dislocated Worker Formula Grants	10-2030-55-9900	Southwestern
17.278	I	N	13,922	WIA Dislocated Worker Formula Grants	10-2030-58-9900	PeeDee
17.278	I	N	20,961	WIA Dislocated Worker Formula Grants	10-2030-60-9900	Triangle South
17.278	I	N	1,287	WIA Dislocated Worker Formula Grants	10-2031-49-1533	High Country COG
17.278	I	N	110,167	WIA Dislocated Worker Formula Grants	11-2030-28-9900	Region Q
17.278	I	N	18,705	WIA Dislocated Worker Formula Grants	11-2030-29-9900	Mountain Area
17.278	I	N	397,368	WIA Dislocated Worker Formula Grants	11-2030-33-9900	Cape Fear
17.278	I	N	279,621	WIA Dislocated Worker Formula Grants	11-2030-34-9900	Capital Area
17.278	I	N	2,340,279	WIA Dislocated Worker Formula Grants	11-2030-36-9900	Centralina
17.278	I	N	748,410	WIA Dislocated Worker Formula Grants	11-2030-37-9900	Charlotte
17.278	I	N	638,435	WIA Dislocated Worker Formula Grants	11-2030-40-9900	Eastern Carolina
17.278	I	N	181,593	WIA Dislocated Worker Formula Grants	11-2030-43-9900	Kerr Tar
17.278	I	N	514,463	WIA Dislocated Worker Formula Grants	11-2030-44-9900	Lumber River
17.278	I	N	246,805	WIA Dislocated Worker Formula Grants	11-2030-49-1380	Region D
17.278	I	N	214,193	WIA Dislocated Worker Formula Grants	11-2030-49-1533	High Country COG
17.278	I	N	261,945	WIA Dislocated Worker Formula Grants	11-2030-54-9900	Reg Partnership

SCHEDULE OF EXPENDITURES OF FEDERAL AWARDS (DETAIL)

For the Fiscal Year Ended June 30, 2012

Federal CFDA Number	Direct/ Indirect	ARRA	Program Expenditures	CFDA Program Title	Pass-Through Number	Pass-Through Entity Name
17.278	I	N	429,864	WIA Dislocated Worker Formula Grants	11-2030-55-9900	Southwestern
17.278	I	N	447,726	WIA Dislocated Worker Formula Grants	11-2030-60-9900	Triangle South
17.278	I	N	74,996	WIA Dislocated Worker Formula Grants	11-2031-49-1380	Region D
17.278	I	N	125,000	WIA Dislocated Worker Formula Grants	11-2031-49-1533	High Country COG
17.278	I	Y	1,256	ARRA - WIA Dislocated Worker Formula Grants	10-4030-36-9900	Centralina
17.278	I	Y	-1,110	ARRA - WIA Dislocated Worker Formula Grants	10-4030-37-9900	Charlotte
			<u>110,814,358</u>	Total — WIA Cluster — U. S. Department of Labor		
			<u>110,814,358</u>	Total — WIA		

Other Programs:**U. S. Department of Agriculture**

10	D	N	1,006,436	U. S. Department of Agriculture		
10	I	N	509	U. S. Department of Agriculture	1100100755	University of Florida
10	I	N	37,232	U. S. Department of Agriculture	2011-1529	Carolina Farm Stewardship
10	I	N	7,366	U. S. Department of Agriculture	2012-0577	Farm Pilot Project Coordination, Inc.
10	I	N	3,929	U. S. Department of Agriculture	26-6365-0001-347	University of Nebraska-Lincoln
10	I	N	9,585	U. S. Department of Agriculture	392124409666122 P	Tuskegee University
10	I	N	358	U. S. Department of Agriculture	N/A	Colorado State University
10	I	N	14,829	U. S. Department of Agriculture	RC100084NCSU	Michigan State University
10	I	N	14,130	U. S. Department of Agriculture	RC100236NC	The Regents of the University of Michigan
10.001	D	N	425,324	Agricultural Research-Basic and Applied Research		
10.025	D	N	2,401,389	Plant and Animal Disease, Pest Control, and Animal Care		
10.153	D	N	5,000	Market News		
10.163	D	N	197,822	Market Protection and Promotion		
10.168	D	N	7,548	Farmers' Market Promotion Program		
10.169	D	N	33,637	Specialty Crop Block Grant Program		
10.170	D	N	863,926	Specialty Crop Block Grant Program-Farm Bill		
10.200	D	N	8,625	Grants for Agricultural Research, Special Research Grants		
10.200	I	N	1,563	Grants for Agricultural Research, Special Research Grants	1000061620	University of Florida
10.200	I	N	1,957	Grants for Agricultural Research, Special Research Grants	NCSU-VEAL, SRAC PU	Mississippi State
10.200	I	N	98,572	Grants for Agricultural Research, Special Research Grants	PO 1000061464	University of Florida
10.203	D	N	197,131	Payments to Agricultural Experiment Stations Under the Hatch Act		
10.206	D	N	2,636	Grants for Agricultural Research-Competitive Research-Grants		
10.206	I	N	3,591	Grants for Agricultural Research-Competitive Research-Grants	416-17-04C	Iowa State University
10.210	D	N	351,772	Food and Agricultural Sciences National Needs Graduate Fellowship Grants		
10.215	I	N	9,462	Sustainable Agriculture Research and Education	RD309-101/3842758	University of Georgia
10.215	I	N	8,938	Sustainable Agriculture Research and Education	RD309-101/4786356	University of Georgia
10.215	I	N	22	Sustainable Agriculture Research and Education	RD309-105/4692998	University of Georgia
10.215	I	N	3,334	Sustainable Agriculture Research and Education	RD309-109/4786206	University of Georgia
10.215	I	N	18,337	Sustainable Agriculture Research and Education	RD309-117/4893496	University of Georgia
10.215	I	N	306	Sustainable Agriculture Research and Education	RE675-116/4892326	University of Georgia
10.215	I	N	48,717	Sustainable Agriculture Research and Education	RE675-155/4690528	University of Georgia
10.215	I	N	19,835	Sustainable Agriculture Research and Education	UF10247	University of Florida
10.216	D	N	922,139	1890 Institution Capacity Building Grants		
10.216	I	N	29,969	1890 Institution Capacity Building Grants	2010-20571-NCA&T	University of Maryland-Eastern Shore
10.217	D	N	254,496	Higher Education Challenge Grants		
10.217	I	N	43,644	Higher Education Challenge Grants	320689-1	Virginia Polytech Inst.
10.217	I	N	246	Higher Education Challenge Grants	320699-19071	Virginia Polytech Inst.
10.217	I	N	45,866	Higher Education Challenge Grants	416-43-24 A	Iowa State University

SCHEDULE OF EXPENDITURES OF FEDERAL AWARDS (DETAIL)

For the Fiscal Year Ended June 30, 2012

Federal CFDA Number	Direct/ Indirect	ARRA	Program Expenditures	CFDA Program Title	Pass-Through Number	Pass-Through Entity Name
10.217	I	N	20,646	Higher Education Challenge Grants	416-43-24 B	Iowa State University
10.217	I	N	3,091	Higher Education Challenge Grants	63630	Ohio State University
10.217	I	N	26,436	Higher Education Challenge Grants	RH150-127/3840028	University of Georgia
10.217	I	N	22,430	Higher Education Challenge Grants	RH705-012/4692678	University of Georgia
10.217	I	N	3,285	Higher Education Challenge Grants	UF11254	University of Florida
10.220	D	N	41,554	Higher Education Multicultural Scholars Program		
10.224	D	N	1,915,109	Fund for Rural America-Research, Education, and Extension Activities		
10.250	D	N	339,276	Agricultural and Rural Economic Research, Cooperative Agreements and Collaborations		
10.253	D	N	2,669	Food Assistance and Nutrition Research Programs (FANRP)		
10.303	D	N	214,324	Integrated Programs		
10.303	I	N	6,336	Integrated Programs	1590-207-2008693	Clemson University
10.303	I	N	230,488	Integrated Programs	451008	Texas A&M University
10.303	I	N	6,435	Integrated Programs	545850-19071	Virginia Polytech Inst.
10.303	I	N	30,335	Integrated Programs	BFK500-SB-003	University of Idaho
10.303	I	N	509	Integrated Programs	RR188-221/3504798	University of Georgia
10.303	I	N	44,751	Integrated Programs	Subaward No 451012	Texas A&M University
10.305	D	N	29,637	International Science and Education Grants		
10.310	D	N	649,315	Agriculture and Food Research Initiative (AFRI)		
10.310	I	N	52,652	Agriculture and Food Research Initiative (AFRI)	4442-ASU-USDA-0355	Penn State University
10.310	I	N	42,639	Agriculture and Food Research Initiative (AFRI)	62524-9497	Cornell University
10.310	I	N	52,579	Agriculture and Food Research Initiative (AFRI)	S110031	Texas A&M University
10.310	I	N	509,197	Agriculture and Food Research Initiative (AFRI)	UF11102	University of Florida
10.311	D	N	81,982	Beginning Farmer and Rancher Development Program		
10.311	I	N	129,920	Beginning Farmer and Rancher Development Program	2140-2	Nat'l Ctr for Appropriate Tech
10.435	D	N	96,953	State Mediation Grants		
10.455	D	N	57,716	Community Outreach and Assistance Partnership Program		
10.475	D	N	3,927,744	Cooperative Agreements with States for Intrastate Meat and Poultry Inspection		
10.479	D	N	196,239	Food Safety Cooperative Agreements		
10.500	D	N	9,692,655	Cooperative Extension Service		
10.500	I	N	3,338	Cooperative Extension Service	012000-340414-02	Mississippi State
10.500	I	N	1,375	Cooperative Extension Service	012000-340471-02	Mississippi State
10.500	I	N	2,924	Cooperative Extension Service	10-ACES-374584-NCS	Auburn University
10.500	I	N	1,596	Cooperative Extension Service	11-006323 L00	University of Massachusetts
10.500	I	N	14,024	Cooperative Extension Service	12-057	University of New Hampshire
10.500	I	N	6,431	Cooperative Extension Service	23492-01	University of Arkansas
10.500	I	N	32,854	Cooperative Extension Service	25-3635-0030-101	University of Nebraska-Lincoln
10.500	I	N	329,329	Cooperative Extension Service	25-6365-0023-005	University of Nebraska-Lincoln
10.500	I	N	14,197	Cooperative Extension Service	25-6365-0023-456	University of Nebraska-Lincoln
10.500	I	N	92,679	Cooperative Extension Service	25-6365-0030-101	University of Nebraska-Lincoln
10.500	I	N	124,746	Cooperative Extension Service	25-6365-0030-103	University of Nebraska-Lincoln
10.500	I	N	391,253	Cooperative Extension Service	25-6365-0040-005	University of Nebraska-Lincoln
10.500	I	N	4,551	Cooperative Extension Service	25-6365-0040-132	University of Nebraska-Lincoln
10.500	I	N	3,933	Cooperative Extension Service	26-6365-0001-357	University of Nebraska-Lincoln
10.500	I	N	298,655	Cooperative Extension Service	26-6365-0001-401	University of Nebraska-Lincoln
10.500	I	N	6,466	Cooperative Extension Service	3048106543-10-119	University of Kentucky Res. Found.
10.500	I	N	32,955	Cooperative Extension Service	3048107987-09-439	University of Kentucky Res. Found.
10.500	I	N	3,618	Cooperative Extension Service	52473	Louisiana State University
10.500	I	N	4,496	Cooperative Extension Service	CE-0704-0005	West Virginia State University
10.500	I	N	45,322	Cooperative Extension Service	H000756404	University of Minnesota

SCHEDULE OF EXPENDITURES OF FEDERAL AWARDS (DETAIL)

For the Fiscal Year Ended June 30, 2012

Federal CFDA Number	Direct/ Indirect	ARRA	Program Expenditures	CFDA Program Title	Pass-Through Number	Pass-Through Entity Name
10.500	I	N	17,516	Cooperative Extension Service	RE675-161/4786066	University of Georgia
10.500	I	N	14,224	Cooperative Extension Service	RE675-161/4786336	University of Georgia
10.500	I	N	33,341	Cooperative Extension Service	S08046	Kansas State University
10.500	I	N	28,807	Cooperative Extension Service	S08105	Kansas State University
10.500	I	N	1,368	Cooperative Extension Service	S11085	Kansas State University
10.500	I	N	22,630	Cooperative Extension Service	S11136	Kansas State University
10.500	I	N	93,471	Cooperative Extension Service	S11218	Kansas State University
10.500	I	N	82,111	Cooperative Extension Service	S12020	Kansas State University
10.500	I	N	23	Cooperative Extension Service	S12065	Kansas State University
10.557	D	N	202,986,002	Special Supplemental Nutrition Program for Women, Infants, and Children		
10.558	D	N	85,824,311	Child and Adult Care Food Program		
10.558	I	N	14,125	Child and Adult Care Food Program	N/A	USDA
10.560	D	N	6,032,735	State Administrative Expenses for Child Nutrition		
10.565	D	N	338,150	Commodity Supplemental Food Program		
10.567	D	N	513,280	Food Distribution Program on Indian Reservations		
10.572	D	N	184,065	WIC Farmers' Market Nutrition Program (FMNP)		
10.576	D	N	71,061	Senior Farmers Market Nutrition Program		
10.578	D	N	362,150	WIC Grants to States (WGS)		
10.578	D	Y	4,962,164	ARRA - WIC Grants to States (WGS)		
10.579	D	N	1,098,969	Child Nutrition Discretionary Grants Limited Availability		
10.582	D	N	3,405,526	Fresh Fruit and Vegetable Program		
10.583	I	N	29,540	Hunger Free Communities	2001407938	Johns Hopkins University
10.588	D	N	49,241	Assessment of Alternatives to Face-to-Face Interviews in SNAP		
10.652	D	N	583,612	Forestry Research		
10.664	D	N	3,196,659	Cooperative Forestry Assistance		
10.664	I	N	6,730	Cooperative Forestry Assistance	RE353-420/4786576	University of Georgia
10.664	I	N	2,944	Cooperative Forestry Assistance	RE353-420/478658	University of Georgia
10.676	D	N	2,071	Forest Legacy Program		
10.678	D	N	87,575	Forest Stewardship Program		
10.680	D	N	873,507	Forest Health Protection		
10.681	D	N	17,623	Wood Education and Resource Center (WERC)		
10.688	D	Y	1,186,212	ARRA - Recovery Act of 2009: Wildland Fire Management		
10.688	I	Y	27,336	ARRA - Recovery Act of 2009: Wildland Fire Management	10-44	Land-of-Sky Regional Council
10.771	D	N	71,880	Rural Cooperative Development Grants		
10.855	D	N	185,346	Distance Learning and Telemedicine Loans and Grants		
10.902	D	N	624,372	Soil and Water Conservation		
10.902	I	N	9,878	Soil and Water Conservation	BJK409-SB-006	University of Idaho
10.903	D	N	1,268	Soil Survey		
10.912	D	N	165,630	Environmental Quality Incentives Program		
10.912	I	N	196	Environmental Quality Incentives Program	2008-0116-026	Nat'l Fish & Wildlife Found.
10.912	I	N	43,370	Environmental Quality Incentives Program	2008-0116-028	Nat'l Fish & Wildlife Found.
10.912	I	N	6,580	Environmental Quality Incentives Program	RI-100-304-NC-STAT	Rodale Institute
10.962	D	N	10,980	Cochran Fellowship Program-International Training-Foreign Participant		
			<u>340,210,401</u>	Total — Other Programs — U. S. Department of Agriculture		

U. S. Department of Commerce

11	D	N	527	U. S. Department of Commerce		
11	I	N	129,126	U. S. Department of Commerce	627574-11S-1665	Macro International
11	I	N	34,782	U. S. Department of Commerce	NFFKST10-11-02438	National Marine Fisheries
11	I	N	48,715	U. S. Department of Commerce	SA-11-03-NC	South Atlantic Marine Fisheries

SCHEDULE OF EXPENDITURES OF FEDERAL AWARDS (DETAIL)

For the Fiscal Year Ended June 30, 2012

Federal CFDA Number	Direct/ Indirect	ARRA	Program Expenditures	CFDA Program Title	Pass-Through Number	Pass-Through Entity Name
11.008	I	N	34,875	NOAA Mission-Related Education Awards	4800-206-01	Oak Management, Inc
11.112	I	Y	453	ARRA - Market Development Cooperator Program	47309	City of Washington, NC
11.303	D	N	179,054	Economic Development-Technical Assistance		
11.303	I	N	17,231	Economic Development-Technical Assistance	08T1906Aurora	Town of Aurora
11.303	I	N	35	Economic Development-Technical Assistance	08T1906eaufort	Beaufort County
11.303	I	N	19,021	Economic Development-Technical Assistance	08T1906Edgecombe	Edgecombe County
11.303	I	N	2,568	Economic Development-Technical Assistance	08T1906Hyde	Hyde County
11.303	I	N	5,622	Economic Development-Technical Assistance	08T1906Jones	Jones County
11.303	I	N	413	Economic Development-Technical Assistance	08T1906Pamlico	Pamlico County
11.303	I	N	103	Economic Development-Technical Assistance	08T1906Pitt	Pitt Co Schools
11.303	I	N	3,929	Economic Development-Technical Assistance	14228	Town of Roseboro
11.400	D	N	29,251	Geodetic Surveys and Services (Geodesy and Applications of the National Geodetic Reference System)		
11.417	D	N	956,855	Sea Grant Support		
11.417	I	N	5,089	Sea Grant Support	12NCSG1079	Duke University
11.417	I	N	2,529	Sea Grant Support	RR746-024/3505658	University of Georgia
11.417	I	N	16,021	Sea Grant Support	SA7528114VV	University of Maryland
11.427	I	N	29,813	Fisheries Development and Utilization Research and Development Grants and Cooperative Agreements Program	003405TO04	Eastern Research Group
11.427	I	N	19,728	Fisheries Development and Utilization Research and Development Grants and Cooperative Agreements Program	NAO9NMF4720414	Commercial Fisheries Research Fdn
11.431	D	N	16,302	Climate and Atmospheric Research		
11.431	I	N	2,392	Climate and Atmospheric Research	1OO29211557723	University of Pennsylvania
11.431	I	N	33,687	Climate and Atmospheric Research	416561354FA93122020	University of South Carolina
11.431	I	N	5,397	Climate and Atmospheric Research	NO. NA221A-C	Oregon State University
11.431	I	N	12,620	Climate and Atmospheric Research	SA1017-1118	Consortium for Ocean Leadership
11.432	I	N	2,466	National Oceanic and Atmospheric Administration (NOAA) Cooperative Institutes	19100136363001	Mississippi State University
11.433	I	N	417	Marine Fisheries Initiative	11101388690	Gulf & South Atl Fish Fdn
11.435	D	N	72,874	Southeast Area Monitoring and Assessment Program		
11.435	I	N	14,020	Southeast Area Monitoring and Assessment Program	FY2009-001	South Carolina Dept of Natural Resources
11.435	I	N	10,922	Southeast Area Monitoring and Assessment Program	FY2009-002	South Carolina Dept of Natural Resources
11.435	I	N	2,070	Southeast Area Monitoring and Assessment Program	FY2009-2006	South Carolina Dept of Natural Resources
11.439	D	N	83,229	Marine Mammal Data Program		
11.440	I	N	3,905	Environmental Sciences, Applications, Data, and Education	Z763701	University of Maryland
11.460	D	N	85,084	Special Oceanic and Atmospheric Projects		
11.463	D	N	36,339	Habitat Conservation		
11.463	I	Y	7,193	ARRA - Habitat Conservation	NA09NMF4630305	North Carolina Coastal Federation
11.469	D	N	243,726	Congressionally Identified Awards and Projects		
11.472	D	N	50,000	Unallied Science Program		
11.472	I	N	127,630	Unallied Science Program	FY2011-002	South Carolina Dept of Natural Resources
11.472	I	N	168,018	Unallied Science Program	FY2011-011	South Carolina Dept of Natural Resources
11.473	I	N	14,759	Coastal Services Center	933920000020121	Skidway Inst Oceanography
11.550	D	N	139,485	Public Telecommunications Facilities Planning and Construction		
11.555	D	N	10,706,285	Public Safety Interoperable Communications Grant Program		
11.557	D	N	159,569	Broadband Technology Opportunities Program (BTOP)		
11.557	D	Y	431,473	ARRA - Broadband Technology Opportunities Program (BTOP)		
11.557	I	Y	53,540	ARRA - Broadband Technology Opportunities Program (BTOP)	37-42-B10529	WinstonNet Inc
11.609	D	N	188,641	Measurement and Engineering Research and Standards		
11.609	I	Y	22,831	ARRA - Measurement and Engineering Research and Standards	2253660NANB10D016	University of Delaware
11.611	D	N	820,364	Manufacturing Extension Partnership		
			<u>15,050,978</u>	Total — Other Programs — U. S. Department of Commerce		

SCHEDULE OF EXPENDITURES OF FEDERAL AWARDS (DETAIL)

For the Fiscal Year Ended June 30, 2012

Federal CFDA Number	Direct/ Indirect	ARRA	Program Expenditures	CFDA Program Title	Pass-Through Number	Pass-Through Entity Name
U. S. Department of Defense						
12	D	N	1,340,590	U. S. Department of Defense		
12	I	N	199,115	U. S. Department of Defense	09-2009-K12-0097	Guilford County Schools NC
12	I	N	3,775	U. S. Department of Defense	11-30	Academy of Applied Science
12	I	N	617,589	U. S. Department of Defense	2011-LTC-U634009-N	Institute of Int'l Education
12	I	N	220,546	U. S. Department of Defense	2011-ROTCU634009-N	Institute of Int'l Education
12	I	N	5,633	U. S. Department of Defense	MP-NC A&T SU-SC-01	Binary Group, Inc
12	I	N	148,675	U. S. Department of Defense	N/A	MCCYN
12	I	N	37,301	U. S. Department of Defense	S11-36	Penn State University
12	I	N	12,997	U. S. Department of Defense	Subcontract No. 29	ABT Assoc Inc.
12.002	D	N	445,555	Procurement Technical Assistance for Business Firms		
12.114	D	N	9,212	Collaborative Research and Development		
12.300	D	N	924,904	Basic and Applied Scientific Research		
12.300	I	N	256,363	Basic and Applied Scientific Research	114O165224208	Carnegie Mellon University
12.351	D	N	51,914	Basic Scientific Research-Combating Weapons of Mass Destruction		
12.400	D	N	4,481,494	Military Construction, National Guard		
12.400	D	Y	977,841	ARRA - Military Construction, National Guard		
12.401	D	N	25,076,431	National Guard Military Operations and Maintenance (O&M) Projects		
12.401	D	Y	27,841	ARRA - National Guard Military Operations and Maintenance (O&M) Projects		
12.404	D	N	2,888,077	National Guard Challenge Program		
12.420	D	N	854,410	Military Medical Research and Development		
12.420	I	N	217,024	Military Medical Research and Development	W81XWH-05-1-0383	Cone Health
12.431	D	N	1,647,739	Basic Scientific Research		
12.431	I	N	5,052	Basic Scientific Research	186582	University of Central Florida
12.431	I	N	216,626	Basic Scientific Research	2010-04989-01-00	University of Illinois
12.431	I	N	170,178	Basic Scientific Research	UCHC628537981	University Connecticut
12.630	D	N	296,182	Basic, Applied, and Advanced Research in Science and Engineering		
12.630	I	N	15,689	Basic, Applied, and Advanced Research in Science and Engineering	N/A	Academy of Applied Science
12.750	D	N	343,464	Uniformed Services University Medical Research Projects		
12.800	D	N	355,497	Air Force Defense Research Sciences Program		
12.800	I	N	4,675	Air Force Defense Research Sciences Program	201982	University of Central Florida
12.800	I	N	68,357	Air Force Defense Research Sciences Program	S10198C	Ball Aerospace & Tech
12.800	I	N	3,569	Air Force Defense Research Sciences Program	UF-EIES-1202005-UNC	University of Florida
12.900	D	N	135,557	Language Grant Program		
12.901	D	N	20,461	Mathematical Sciences Grants Program		
12.902	D	N	54,963	Information Security Grant Program		
			42,135,296	Total — Other Programs — U. S. Department of Defense		
U. S. Department of Housing and Urban Development						
14	I	N	35,512	U. S. Department of Housing and Urban Development	Agreement Dated 4-1-11	City of Greensboro
14	I	N	45,628	U. S. Department of Housing and Urban Development	Agreement Dated 4/21/11	Piedmont Triad Council of Governments
14.169	D	N	26,475	Housing Counseling Assistance Program		
14.171	D	N	39,825	Manufactured Home Dispute Resolution		
14.231	D	N	2,481,638	Emergency Shelter Grants Program		
14.241	D	N	2,285,636	Housing Opportunities for Persons with AIDS		
14.401	D	N	138,737	Fair Housing Assistance Program-State and Local		
14.520	D	N	1,540,956	Historically Black Colleges and Universities Program		
14.703	I	N	39,848	Sustainable Communities Regional Planning Grant Program	205441	Piedmont Auth for Reg Transporation
14.704	I	N	1,901	Community Challenge Planning Grants and the Department of Transportation's TIGER II Planning Grants	205507	City of High Point

SCHEDULE OF EXPENDITURES OF FEDERAL AWARDS (DETAIL)

For the Fiscal Year Ended June 30, 2012

Federal CFDA Number	Direct/ Indirect	ARRA	Program Expenditures	CFDA Program Title	Pass-Through Number	Pass-Through Entity Name
14.900	D	N	293,897	Lead-Based Paint Hazard Control in Privately-Owned Housing		
14.900	I	N	18,340	Lead-Based Paint Hazard Control in Privately-Owned Housing	2011-5084	City of Greensboro
14.900	I	N	3,627	Lead-Based Paint Hazard Control in Privately-Owned Housing	205508-09	City of Greensboro
14.906	D	N	2,667	Healthy Homes Technical Studies Grants		
			<u>6,954,687</u>	Total — Other Programs — U. S. Department of Housing and Urban Development		

U. S. Department of Interior

15	D	N	1,559	U. S. Department of Interior		
15	I	N	91,624	U. S. Department of Interior	10K174	Eastern Band of The Cherokee
15	I	N	9,464	U. S. Department of Interior	2012-000069	Puerto Rico Dept. NR
15.235	I	N	27,963	Southern Nevada Public Land Management	117844OO	University of Nevada
15.423	D	N	51,697	Minerals Management Service (MMS) Environmental Studies Program (ESP)		
15.608	D	N	21,195	Fish and Wildlife Management Assistance		
15.614	D	N	381,885	Coastal Wetlands Planning, Protection and Restoration Act		
15.615	D	N	305,339	Cooperative Endangered Species Conservation Fund		
15.616	D	N	17,599	Clean Vessel Act		
15.622	D	N	82,541	Sportfishing and Boating Safety Act		
15.626	D	N	240,355	Enhanced Hunter Education and Safety Program		
15.631	D	N	270	Partners for Fish and Wildlife		
15.634	D	N	1,340,927	State Wildlife Grants		
15.634	I	N	2,454	State Wildlife Grants	11-SFS-363854-ASU	Auburn University
15.649	D	N	23,848	Service Training and Technical Assistance (Generic Training)		
15.650	D	N	75,955	Research Grants (Generic)		
15.657	D	N	86,832	Endangered Species Conservation-Recovery Implementation Funds		
15.660	D	N	28,838	Endangered Species-Candidate Conservation Action Funds		
15.805	D	N	20,072	Assistance to State Water Resources Research Institutes		
15.807	I	N	16,594	Earthquake Hazards Reduction Program	143323(CO#2)	Southern Cal Earthquake C
15.807	I	N	9,618	Earthquake Hazards Reduction Program	2010-2011-007	U of Puerto Rico Mayaguez
15.808	D	N	115,142	U. S. Geological Survey-Research and Data Collection		
15.808	I	N	23,161	U. S. Geological Survey-Research and Data Collection	AV08NC0108HQGR0157	AmericaView
15.809	D	N	4,376	National Spatial Data Infrastructure Cooperative Agreements Program		
15.810	D	N	21,124	National Cooperative Geologic Mapping Program		
15.811	D	N	7,500	Gap Analysis Program		
15.816	D	N	325	Minerals Resources External Research Program		
15.904	D	N	925,075	Historic Preservation Fund Grants-In-Aid		
15.916	D	N	100,000	Outdoor Recreation-Acquisition, Development and Planning		
15.923	D	N	46,723	National Center for Preservation Technology and Training		
15.923	D	Y	398,812	ARRA - National Center for Preservation Technology and Training		
15.926	D	N	15,700	American Battlefield Protection		
15.931	D	N	48,290	Conservation Activities by Youth Service Organizations		
15.945	D	N	243,800	Cooperative Research and Training Programs-Resources of the National Park System		
			<u>4,786,657</u>	Total — Other Programs — U. S. Department of Interior		

U. S. Department of Justice

16	D	N	342,581	U. S. Department of Justice		
16.004	I	N	9,734	Law Enforcement Assistance-Narcotics and Dangerous Drugs Training	A110268001	Greenville Police Dept
16.013	D	N	53,809	Violence Against Women Act Court Training and Improvement Grants		
16.017	D	N	243,039	Sexual Assault Services Formula Program		
16.523	D	N	999,928	Juvenile Accountability Block Grants		

SCHEDULE OF EXPENDITURES OF FEDERAL AWARDS (DETAIL)

For the Fiscal Year Ended June 30, 2012

Federal CFDA Number	Direct/ Indirect	ARRA	Program Expenditures	CFDA Program Title	Pass-Through Number	Pass-Through Entity Name
16.525	D	N	90,960	Grants to Reduce Domestic Violence, Dating Violence, Sexual Assault, and Stalking on Campus		
16.540	D	N	675,492	Juvenile Justice and Delinquency Prevention-Allocation to States		
16.543	D	N	395,498	Missing Children's Assistance		
16.548	D	N	1,208	Title V-Delinquency Prevention Program		
16.550	D	N	36,122	State Justice Statistics Program for Statistical Analysis Centers		
16.554	D	N	34,419	National Criminal History Improvement Program (NCHIP)		
16.560	D	N	563,980	National Institute of Justice Research, Evaluation, and Development Project Grants		
16.575	D	N	12,037,354	Crime Victim Assistance		
16.576	D	N	2,291,809	Crime Victim Compensation		
16.579	I	N	38,589	Edward Byrne Memorial Formula Grant Program	205447	High Point Police Dept
16.580	D	N	169,780	Edward Byrne Memorial State and Local Law Enforcement Assistance Discretionary Grants Program		
16.585	D	N	244,122	Drug Court Discretionary Grant Program		
16.585	I	N	67,971	Drug Court Discretionary Grant Program	2010-DC-BX-0086	Wake County
16.588	D	N	2,860,810	Violence Against Women Formula Grants		
16.588	D	Y	804,440	ARRA - Violence Against Women Formula Grants		
16.590	I	N	181,019	Grants to Encourage Arrest Policies and Enforcement of Protection Orders Program	2008-WE-AX-0014	Haywood County
16.590	I	N	21,415	Grants to Encourage Arrest Policies and Enforcement of Protection Orders Program	2011-WE-AX-0038	City of Durham
16.590	I	N	42,975	Grants to Encourage Arrest Policies and Enforcement of Protection Orders Program	2011-WE-AX-0066	Forsyth County
16.593	D	N	131,579	Residential Substance Abuse Treatment for State Prisoners		
16.606	D	N	3,869,772	State Criminal Alien Assistance Program		
16.607	D	N	86,316	Bulletproof Vest Partnership Program		
16.609	D	N	400,215	Project Safe Neighborhoods		
16.710	D	N	1,082,405	Public Safety Partnership and Community Policing Grants		
16.726	I	N	14,441	Juvenile Mentoring Program	554949 ALLEN, K.	National 4-H Council
16.726	I	N	61,458	Juvenile Mentoring Program	N/A	National 4-H Council
16.727	D	N	265,713	Enforcing Underage Drinking Laws Program		
16.731	I	N	4,597	Tribal Youth Program	2011-TY-FX-0031	National 4-H Council
16.735	D	N	7,143	Protecting Inmates and Safeguarding Communities Discretionary Grant Program		
16.740	D	N	140,372	Statewide Automated Victim Information Notification (SAVIN) Program		
16.741	D	N	836,224	Forensic DNA Backlog Reduction Program		
16.742	D	N	456,790	Paul Coverdell Forensic Sciences Improvement Grant Program		
16.744	D	N	628,026	Anti-Gang Initiative		
16.746	D	N	88,986	Capital Case Litigation		
16.751	D	N	111,192	Edward Byrne Memorial Competitive Grant Program		
16.751	I	N	26,507	Edward Byrne Memorial Competitive Grant Program	12-SA-161-1873	The Council of State Governments
16.753	D	N	340,619	Congressionally Recommended Awards		
16.758	I	N	8,687	Improving the Investigation and Prosecution of Child Abuse and the Regional and Local Children's Advocacy Centers	14GREENNCSA12/SA11	National Children's Alliance
16.800	D	Y	143,663	ARRA - Recovery Act - Internet Crimes against Children Task Force Program (ICAC)		
16.801	D	Y	228,146	ARRA - Recovery Act - State Victim Assistance Formula Grant Program		
16.810	D	Y	81,487	ARRA - Recovery Act - Assistance to Rural Law Enforcement to Combat Crime and Drugs Competitive Grant Program		
16.816	D	N	247,708	John R. Justice Prosecutors and Defenders Incentive Act		
			<u>31,469,100</u>	Total — Other Programs — U. S. Department of Justice		

SCHEDULE OF EXPENDITURES OF FEDERAL AWARDS (DETAIL)

For the Fiscal Year Ended June 30, 2012

Federal CFDA Number	Direct/ Indirect	ARRA	Program Expenditures	CFDA Program Title	Pass-Through Number	Pass-Through Entity Name
<u>U. S. Department of Labor</u>						
17.002	D	N	2,075,814	Labor Force Statistics		
17.005	D	N	160,193	Compensation and Working Conditions		
17.225	D	N	3,031,954,997	Unemployment Insurance		
17.225	D	Y	295,877,524	ARRA - Unemployment Insurance		
17.235	D	N	2,726,837	Senior Community Service Employment Program		
17.245	D	N	16,432,604	Trade Adjustment Assistance		
17.261	D	N	159,583	WIA Pilots, Demonstrations, and Research Projects		
17.265	D	N	278,218	Native American Employment and Training		
17.267	D	N	403,535	Incentive Grants-WIA Section 503		
17.267	I	N	16,632	Incentive Grants-WIA Section 503	11-2050-40-6169	Eastern Carolina Workforce Dev Board
17.268	D	N	59,438	H-1B Job Training Grants		
17.269	D	N	89,424	Community Based Job Training Grants		
17.275	D	Y	4,717,742	ARRA - Program of Competitive Grants for Worker Training and Placement in High Growth and Emerging Industry Sectors		
17.275	I	N	201,079	Program of Competitive Grants for Worker Training and Placement in High Growth and Emerging Industry Sectors	10-44-5467-SESP	LRCOG
17.275	I	Y	1,805	ARRA - Program of Competitive Grants for Worker Training and Placement in High Growth and Emerging Industry Sectors	10-5015-49-1533	High Country COG
17.275	I	Y	88,322	ARRA - Program of Competitive Grants for Worker Training and Placement in High Growth and Emerging Industry Sectors	11-5015-49-1380	Region D
17.275	I	Y	32,228	ARRA - Program of Competitive Grants for Worker Training and Placement in High Growth and Emerging Industry Sectors	11-5015-49-1533	High Country COG
17.275	I	Y	376,147	ARRA - Program of Competitive Grants for Worker Training and Placement in High Growth and Emerging Industry Sectors	GJ-19871-10-60-A-11	Communications Workers of America
17.275	I	Y	429,212	ARRA - Program of Competitive Grants for Worker Training and Placement in High Growth and Emerging Industry Sectors	N/A	Goodwill Industries
17.276	D	Y	892,600	ARRA - Health Care Tax Credit (HCTC) National Emergency Grants (NEGs)		
17.277	D	N	1,064,364	Workforce Investment Act (WIA) National Emergency Grants		
17.277	I	N	24,205	Workforce Investment Act (WIA) National Emergency Grants	11-3736-28-9900	Region Q
17.277	I	N	304,409	Workforce Investment Act (WIA) National Emergency Grants	11-3736-40-9900	Eastern Carolina
17.277	I	Y	95,490	ARRA - Workforce Investment Act (WIA) National Emergency Grants	10-6015-49-1380	Region D
17.277	I	Y	21,538	ARRA - Workforce Investment Act (WIA) National Emergency Grants	10-6015-49-1533	High Country COG
17.277	I	Y	164,893	ARRA - Workforce Investment Act (WIA) National Emergency Grants	11-6015-49-1533	High Country COG
17.282	D	N	1,690,716	Trade Adjustment Assistance Community College and Career Training (TAACCCT) Grants		
17.503	D	N	6,170,387	Occupational Safety and Health-State Program		
17.504	D	N	1,424,848	Consultation Agreements		
17.600	D	N	183,860	Mine Health and Safety Grants		
17.807	D	N	26,385	Transition Assistance Program		
			<u>3,368,145,029</u>	Total — Other Programs — U. S. Department of Labor		
<u>U. S. Department of State</u>						
19.014	D	N	21,487	One-Time International Exchange Grant Program		
19.408	I	N	183,998	Academic Exchange Programs-Teachers	FY10-TEA-ASU-01	IREX
19.415	D	N	2,911	Professional and Cultural Exchange Programs-Citizen Exchanges		
			<u>208,396</u>	Total — Other Programs — U. S. Department of State		
<u>U. S. Department of Transportation</u>						
20	D	N	329,047	U. S. Department of Transportation		
20	I	N	128,558	U. S. Department of Transportation	11-031	Triangle Trans. Auth

SCHEDULE OF EXPENDITURES OF FEDERAL AWARDS (DETAIL)

For the Fiscal Year Ended June 30, 2012

Federal CFDA Number	Direct/ Indirect	ARRA	Program Expenditures	CFDA Program Title	Pass-Through Number	Pass-Through Entity Name
20	I	N	37,892	U. S. Department of Transportation	173418	PB Americas, Inc.
20	I	N	6,184	U. S. Department of Transportation	DTFH61-11-G-0008	Carter G. Woodson School of Challenge
20	I	N	23,658	U. S. Department of Transportation	DTRT07-G-0004	University of Tennessee-Knoxville
20.106	D	N	24,644,525	Airport Improvement Program		
20.200	I	N	65,783	Highway Research and Development Program	CJA2829C	Louis Berger Group, Inc.
20.215	D	N	19,209	Highway Training and Education		
20.218	D	N	3,998,822	National Motor Carrier Safety		
20.231	D	N	62,902	Performance and Registration Information Systems Management		
20.232	D	N	285,248	Commercial Driver's License Program Improvement Grant		
20.234	D	N	285,453	Safety Data Improvement Program		
20.237	D	N	775,534	Commercial Vehicle Information Systems and Networks		
20.238	D	N	270,947	Commercial Drivers License Information System (CDLIS) Modernization Grant		
20.312	D	N	619	High Speed Ground Transportation-Next Generation High Speed Rail Program		
20.313	D	N	7,817	Railroad Research and Development		
20.319	D	N	19,849	High-Speed Rail Corridors and Intercity Passenger Rail Service-Capital Assistance Grants		
20.319	D	Y	21,620,679	ARRA - High-Speed Rail Corridors and Intercity Passenger Rail Service-Capital Assistance Grants		
20.505	D	N	495,596	Metropolitan Transportation Planning		
20.509	D	N	23,932,237	Formula Grants for Other Than Urbanized Areas		
20.509	D	Y	3,871,215	ARRA - Formula Grants for Other Than Urbanized Areas		
20.604	D	N	297,400	Safety Incentive Grants for Use of Seatbelts		
20.614	D	N	26,167	National Highway Traffic Safety Administration (NHTSA) Discretionary Safety Grants		
20.700	D	N	45,000	Pipeline Safety Program Base Grants		
20.701	D	N	630,774	University Transportation Centers Program		
20.703	D	N	513,725	Interagency Hazardous Materials Public Sector Training and Planning Grants		
20.721	D	N	75,300	PHMSA Pipeline Safety Program One Call Grant		
20.930	D	N	7,184	Payments for Small Community Air Service Development		
			<u>82,477,324</u>	Total — Other Programs — U. S. Department of Transportation		
<u>U. S. Appalachian Regional Commission</u>						
23	D	N	50,002	U. S. Appalachian Regional Commission		
23.001	D	N	21,308	Appalachian Regional Development		
23.002	I	N	1,954	Appalachian Area Development	20080108	Institute for Ed Ldrship, Inc.
23.011	D	N	600,326	Appalachian Research, Technical Assistance, and Demonstration Projects		
23.011	I	N	3,999	Appalachian Research, Technical Assistance, and Demonstration Projects	220011-02	East Tenn State University
			<u>677,589</u>	Total — Other Programs — U. S. Appalachian Regional Commission		
<u>U. S. Equal Employment Opportunity Commission</u>						
30	D	N	55,750	U. S. Equal Employment Opportunity Commission		
			<u>55,750</u>	Total — Other Programs — U. S. Equal Employment Opportunity Commission		
<u>U. S. General Services Administration</u>						
39.003	D	N	9,880,035	Donation of Federal Surplus Personal Property		
			<u>9,880,035</u>	Total — Other Programs — U. S. General Services Administration		
<u>Library of Congress</u>						
42	D	N	424,066	Library of Congress		
			<u>424,066</u>	Total — Other Programs — Library of Congress		

SCHEDULE OF EXPENDITURES OF FEDERAL AWARDS (DETAIL)

For the Fiscal Year Ended June 30, 2012

Federal CFDA Number	Direct/ Indirect	ARRA	Program Expenditures	CFDA Program Title	Pass-Through Number	Pass-Through Entity Name
<u>National Aeronautics and Space Administration</u>						
43	D	N	718,137	National Aeronautics and Space Administration		
43	I	N	9,744	National Aeronautics and Space Administration	1443078	Jet Propulsion Laboratory
43	I	N	136,690	National Aeronautics and Space Administration	2011-0259	NC Smt Educ Ctr
43	I	N	20,000	National Aeronautics and Space Administration	N/A	United Negro College Fund
43	I	N	7,252	National Aeronautics and Space Administration	SA7528121-B (CA)	University of Maryland
43.001	D	N	476,400	Science		
43.001	I	N	8,350	Science	12-002JNA	Deleware State University
43.001	I	N	352	Science	211956	National Space Grant Fdn
43.001	I	N	68,642	Science	4100674052	Carnegie Inst of Washington
43.001	I	N	17,566	Science	Z647701/Z648601	University of Maryland
43.008	D	N	11,841	Education		
			<u>1,474,974</u>	Total — Other Programs — National Aeronautics and Space Administration		
<u>National Endowment for the Arts and Humanities</u>						
45	I	N	700	Federal Council on the Arts and the Humanities	4086 / 2012	South Arts
45.024	D	N	33,465	Promotion of the Arts-Grants to Organizations and Individuals		
45.024	I	N	1,800	Promotion of the Arts-Grants to Organizations and Individuals	2011-12 Southern Circuit	Southern Arts
45.024	I	N	17,550	Promotion of the Arts-Grants to Organizations and Individuals	211596	South Arts
45.024	I	N	3,917	Promotion of the Arts-Grants to Organizations and Individuals	38632012	South Arts
45.024	I	N	1,800	Promotion of the Arts-Grants to Organizations and Individuals	4043	South Arts
45.024	I	N	700	Promotion of the Arts-Grants to Organizations and Individuals	40712012	South Arts
45.025	D	N	943,091	Promotion of the Arts-Partnership Agreements		
45.025	I	N	200	Promotion of the Arts-Partnership Agreements	FY11-0406	NC Arts Council
45.129	I	N	1,571	Promotion of the Humanities-Federal/State Partnership	S1002	NC Humanities Council
45.129	I	N	450	Promotion of the Humanities-Federal/State Partnership	S1115	NC Humanities Council
45.149	D	N	6,385	Promotion of the Humanities-Division of Preservation and Access		
45.160	D	N	4,954	Promotion of the Humanities-Fellowships and Stipends		
45.160	I	N	-4,938	Promotion of the Humanities-Fellowships and Stipends	205380	Folger Shakespeare Library
45.161	D	N	264,515	Promotion of the Humanities-Research		
45.161	I	N	6,454	Promotion of the Humanities-Research	RQ50468-10	Northern Michigan University
45.162	D	N	8,948	Promotion of the Humanities-Teaching and Learning Resources and Curriculum Development		
45.163	D	N	34,660	Promotion of the Humanities-Professional Development		
45.164	D	N	956	Promotion of the Humanities-Public Programs		
45.169	D	N	89,854	Promotion of the Humanities-Office of Digital Humanities		
45.307	I	N	12,694	21st Century Museum Professionals	N/A	Chicago Zoological Society
45.310	D	N	4,397,827	Grants to States		
45.312	D	N	95,196	National Leadership Grants		
45.312	I	N	179,738	National Leadership Grants	LG-0710-0235-10	Inst of Museum & Lib Svcs
45.313	D	N	633,720	Laura Bush 21st Century Librarian Program		
			<u>6,736,207</u>	Total — Other Programs — National Endowment for the Arts and Humanities		
<u>National Science Foundation</u>						
47	D	N	279,605	National Science Foundation		
47	I	N	19,249	National Science Foundation	C602	South Carolina Sea Grant Cnsrt
47	I	N	2,051	National Science Foundation	N/A	Stevens Inst of Tech
47.041	D	N	2,196,868	Engineering Grants		
47.041	I	N	30,499	Engineering Grants	00007541	University of California at Berkeley
47.041	I	N	167,003	Engineering Grants	1158-7558-26-2006281	Clemson University

SCHEDULE OF EXPENDITURES OF FEDERAL AWARDS (DETAIL)

For the Fiscal Year Ended June 30, 2012

Federal CFDA Number	Direct/ Indirect	ARRA	Program Expenditures	CFDA Program Title	Pass-Through Number	Pass-Through Entity Name
47.041	I	N	779	Engineering Grants	2975-11-0186	FiveFocal LLC
47.041	I	N	8,545	Engineering Grants	3535410	University of Colorado
47.041	I	N	9,389	Engineering Grants	375-32565-1	Clarkson University
47.041	I	N	34,223	Engineering Grants	478496-19773/CMMI-1132373	Virginia Polytechnic Institute and State University
47.041	I	N	92,319	Engineering Grants	6051/1469963	University of California at Berkeley
47.041	I	N	7,778	Engineering Grants	NSFUEVP202012009	Dot Metrics Technologies
47.049	D	N	1,886,627	Mathematical and Physical Sciences		
47.049	I	N	43,610	Mathematical and Physical Sciences	12-NSF-1026	Duke University
47.049	I	N	1,500	Mathematical and Physical Sciences	DMS-0846477	Mathematical Assoc of America
47.050	D	N	804,752	Geosciences		
47.050	I	N	36,446	Geosciences	07-081	University of New Hampshire
47.050	I	N	5,120	Geosciences	09114190-S1	Vanderbilt University
47.050	I	N	21,334	Geosciences	1575600CE0939564	University Southern California
47.050	I	N	18,921	Geosciences	9055101018	Inst for Global Environ Strategies
47.050	I	N	2,309	Geosciences	O82O075238173732	University of Maryland
47.070	D	N	2,822,609	Computer and Information Science and Engineering		
47.070	I	N	51,191	Computer and Information Science and Engineering	09-059	Arizona State University
47.070	I	N	10,877	Computer and Information Science and Engineering	CCF-0729161	Rensselaer Polytechnic Inst.
47.070	I	N	38,505	Computer and Information Science and Engineering	P254493	Brown University
47.074	D	N	2,407,047	Biological Sciences		
47.074	I	N	61,586	Biological Sciences	09-NSF-1033	Duke University
47.074	I	N	36,904	Biological Sciences	1475-206-2007430	Clemson University
47.074	I	N	16,355	Biological Sciences	4101-32635	Purdue University
47.074	I	N	3,641	Biological Sciences	501053	Field Museum
47.074	I	N	78,786	Biological Sciences	6458DEB0830024	University of Connecticut
47.074	I	N	12,329	Biological Sciences	BL-4824384-UNCC	Indiana University
47.074	I	N	59,815	Biological Sciences	GA10618127098	University of Virginia
47.074	I	N	12,652	Biological Sciences	RC371-226-4941666	University of Georgia Rsch Fnd
47.075	D	N	829,372	Social, Behavioral, and Economic Sciences		
47.076	D	N	10,971,365	Education and Human Resources		
47.076	I	N	8,901	Education and Human Resources	08-004	Wake Forest
47.076	I	N	8,400	Education and Human Resources	0930243	Prairie View A&M University
47.076	I	N	4,486	Education and Human Resources	2-312-0213140	Research Triangle Institute International
47.076	I	N	7,271	Education and Human Resources	20003901AS	Macalester College
47.076	I	N	2,257	Education and Human Resources	40783-00-01B	Research Fdn of CUNY
47.076	I	N	63,180	Education and Human Resources	61-2168UNCG	Michigan State University
47.076	I	N	1,151	Education and Human Resources	C00032406-1	University of Missouri-Columbia
47.076	I	N	1,518	Education and Human Resources	DELAT37G	Cleveland State University
47.076	I	N	3,654	Education and Human Resources	DRL 0929109	Nat'l Council for Sci & Envr
47.076	I	N	463	Education and Human Resources	DRL-0929109	Nat'l Council for Sci & Envr
47.076	I	N	5,141	Education and Human Resources	DUE-0717577	University of Wisconsin Madison
47.076	I	N	2,826	Education and Human Resources	G001103-7505	Southern Methodist University
47.076	I	N	84,363	Education and Human Resources	GA10652-128694	University of Virginia
47.076	I	N	33,782	Education and Human Resources	RF01170813/60018933	Ohio State University
47.076	I	N	3,113	Education and Human Resources	UF-EIES-1109030-NCA	University of Florida
47.076	I	N	17,531	Education and Human Resources	UFO8119	University of Florida
47.078	D	N	257,267	Polar Programs		
47.079	D	N	117,266	International Science and Engineering (OISE)		
47.079	I	N	54,908	International Science and Engineering (OISE)	202200545-02	Florida International University
47.079	I	N	42,321	International Science and Engineering (OISE)	3027-NCATS-NSF-0062	Penn State University

SCHEDULE OF EXPENDITURES OF FEDERAL AWARDS (DETAIL)

For the Fiscal Year Ended June 30, 2012

Federal CFDA Number	Direct/ Indirect	ARRA	Program Expenditures	CFDA Program Title	Pass-Through Number	Pass-Through Entity Name
47.079	I	N	3,052	International Science and Engineering (OISE)	GEE1-9109-TB-10	US CRDF
47.079	I	N	3,385	International Science and Engineering (OISE)	RUB1-2984-IR-10	US Civilian Rsch & Dev Fnd
47.080	D	N	81,086	Office of Cyberinfrastructure		
47.080	I	N	2,562	Office of Cyberinfrastructure	DUE-09027-47	Prince George's Community College
47.082	D	Y	10,065	ARRA - Trans-NSF Recovery Act Research Support		
47.082	D	Y	2,327,818	ARRA - Trans-NSF Recovery Act Research Support		
47.082	I	Y	98,232	ARRA - Trans-NSF Recovery Act Research Support	BBN PO# 9500010135	Global Envir for Network Innov
47.082	I	Y	15,758	ARRA - Trans-NSF Recovery Act Research Support	CNS-0940805	Global Envir for Network Innov
			<u>26,343,718</u>	Total — Other Programs — National Science Foundation		
<u>U. S. Small Business Administration</u>						
59	D	N	368,990	U. S. Small Business Administration		
59.037	D	N	3,999,845	Small Business Development Centers		
59.044	D	N	183,899	Veterans Business Development		
59.058	D	N	30,839	Federal and State Technology Partnership Program		
59.059	D	N	100,000	Congressional Grants		
59.061	D	N	148,592	State Trade and Export Promotion Pilot Grant Program		
			<u>4,832,165</u>	Total — Other Programs — U. S. Small Business Administration		
<u>U. S. Department of Veterans Affairs</u>						
64.005	D	N	5,363	Grants to States for Construction of State Home Facilities		
64.005	D	Y	10,327,008	ARRA - Grants to States for Construction of State Home Facilities		
64.016	D	N	52,173	Veterans State Hospital Care		
64.018	D	N	15,492	Sharing Specialized Medical Resources		
64.028	D	N	265,890	Post-9/11 Veterans Educational Assistance		
64.124	D	N	375,127	All-Volunteer Force Educational Assistance		
			<u>11,041,053</u>	Total — Other Programs — U. S. Department of Veterans Affairs		
<u>U. S. Environmental Protection Agency</u>						
66	D	N	49,568	U. S. Environmental Protection Agency		
66.032	D	N	156,611	State Indoor Radon Grants		
66.034	D	N	88,028	Surveys, Studies, Research, Investigations, Demonstrations, and Special Purpose Activities Relating to the Clean Air Act		
66.040	D	N	558,948	State Clean Diesel Grant Program		
66.202	D	N	814,682	Congressionally Mandated Projects		
66.202	I	N	63,858	Congressionally Mandated Projects	1-321-0210976	RTI International
66.202	I	N	4,343	Congressionally Mandated Projects	375-32545-1	Clarkson University
66.432	D	N	3,702,812	State Public Water System Supervision		
66.433	D	N	74,336	State Underground Water Source Protection		
66.454	D	N	223,787	Water Quality Management Planning		
66.454	D	Y	173,122	ARRA - Water Quality Management Planning		
66.456	D	N	631,532	National Estuary Program		
66.458	D	N	65,644,016	Capitalization Grants for Clean Water State Revolving Funds		
66.458	D	Y	24,177,365	ARRA - Capitalization Grants for Clean Water State Revolving Funds		
66.460	D	N	4,387,638	Nonpoint Source Implementation Grants		
66.460	I	N	95,352	Nonpoint Source Implementation Grants	Bolin Crk Watershed	Town of Chapel Hill
66.460	I	N	110,344	Nonpoint Source Implementation Grants	N/A	Town of Carrboro, NC
66.468	D	N	46,607,203	Capitalization Grants for Drinking Water State Revolving Funds		
66.468	D	Y	22,859,869	ARRA - Capitalization Grants for Drinking Water State Revolving Funds		

SCHEDULE OF EXPENDITURES OF FEDERAL AWARDS (DETAIL)

For the Fiscal Year Ended June 30, 2012

Federal CFDA Number	Direct/ Indirect	ARRA	Program Expenditures	CFDA Program Title	Pass-Through Number	Pass-Through Entity Name
66.471	D	N	206,860	State Grants to Reimburse Operators of Small Water Systems for Training and Certification Costs		
66.472	D	N	356,943	Beach Monitoring and Notification Program Implementation Grants		
66.474	D	N	503,014	Water Protection Grants to the States		
66.479	D	N	59,917	Wetland Program Grants-State/Tribal Environmental Outcome Wetland Demonstration Program		
66.509	D	N	59,030	Science to Achieve Results (STAR) Research Program		
66.509	I	N	23,532	Science to Achieve Results (STAR) Research Program	8000001508	Texas State University-San Marcos
66.511	D	N	99,838	Office of Research and Development Consolidated Research/Training/Fellowships		
66.516	D	N	53,567	P3 Award: National Student Design Competition for Sustainability		
66.605	D	N	750,799	Performance Partnership Grants		
66.608	D	N	655	Environmental Information Exchange Network Grant Program and Related Assistance		
66.611	D	N	81,871	Environmental Policy and Innovation Grants		
66.701	D	N	75,149	Toxic Substances Compliance Monitoring Cooperative Agreements		
66.707	D	N	265,516	TSCA Title IV State Lead Grants Certification of Lead-Based Paint Professionals		
66.709	D	N	184,010	Multi-Media Capacity Building Grants for States and Tribes		
66.716	D	N	13,861	Research, Development, Monitoring, Public Education, Training, Demonstrations, and Studies		
66.717	D	N	2,480	Source Reduction Assistance		
66.801	D	N	2,264,279	Hazardous Waste Management State Program Support		
66.802	D	N	1,969,961	Superfund State, Political Subdivision, and Indian Tribe Site-Specific Cooperative Agreements		
66.804	D	N	1,483,744	Underground Storage Tank Prevention, Detection and Compliance Program		
66.805	D	N	2,135,493	Leaking Underground Storage Tank Trust Fund Corrective Action Program		
66.805	D	Y	2,340,338	ARRA - Leaking Underground Storage Tank Trust Fund Corrective Action Program		
			<u>183,354,271</u>	Total — Other Programs — U. S. Environmental Protection Agency		
<u>Nuclear Regulatory Commission</u>						
77	D	N	77,837	Nuclear Regulatory Commission		
77.006	D	N	16,845	U. S. Nuclear Regulatory Commission Nuclear Education Grant Program		
77.008	D	N	21,766	U. S. Nuclear Regulatory Commission Scholarship and Fellowship Program		
			<u>116,448</u>	Total — Other Programs — Nuclear Regulatory Commission		
<u>U. S. Department of Energy</u>						
81	D	N	158,028	U. S. Department of Energy		
81	I	N	32,112	U. S. Department of Energy	00042959 #20 AMEND	Idaho National Laboratory
81	I	N	33,335	U. S. Department of Energy	12-2013 / PO NO. 4	University of South Carolina
81	I	N	26,124	U. S. Department of Energy	205499	Oak Ridge Institute for Science and Education
81	I	N	39,581	U. S. Department of Energy	4000010698	UT-Battelle LLC
81	I	N	56,014	U. S. Department of Energy	4000084130	UT-Battelle LLC
81	I	N	24,889	U. S. Department of Energy	IREC-NMSU/SAI-NCSU	IREC
81	I	N	1,054	U. S. Department of Energy	IREC/SOC-NCSU-1107	IREC
81	I	N	21,141	U. S. Department of Energy	N/A	Krell Institute
81	I	N	674,472	U. S. Department of Energy	XEU-0-99515-01	Alliance for Sustainable Energy
81	I	Y	14,965	ARRA - U. S. Department of Energy	4000103284	UT-Battelle LLC
81	I	Y	26,028	ARRA - U. S. Department of Energy	Contract Dated 10/12/11	City of Greensboro
81.041	D	N	2,098,427	State Energy Program		
81.041	D	Y	49,676,850	ARRA - State Energy Program		
81.041	I	Y	6,900	ARRA - State Energy Program	20120054	Wilkes Co. Tax Collector
81.042	D	N	9,593,999	Weatherization Assistance for Low-Income Persons		

SCHEDULE OF EXPENDITURES OF FEDERAL AWARDS (DETAIL)

For the Fiscal Year Ended June 30, 2012

Federal CFDA Number	Direct/ Indirect	ARRA	Program Expenditures	CFDA Program Title	Pass-Through Number	Pass-Through Entity Name
81.042	D	Y	36,883,441	ARRA - Weatherization Assistance for Low-Income Persons		
81.049	D	N	116,153	Office of Science Financial Assistance Program		
81.049	I	N	9,098	Office of Science Financial Assistance Program	20090293	Signatech Systems Inc
81.049	I	N	9,248	Office of Science Financial Assistance Program	4501394628	MIT
81.049	I	N	10,786	Office of Science Financial Assistance Program	G-42-6C7-G2	Georgia Institute of Technology
81.086	D	N	134,352	Conservation Research and Development		
81.086	D	Y	215,287	ARRA - Conservation Research and Development		
81.086	I	Y	303,640	ARRA - Conservation Research and Development	2009-2513-02	Triangle J Coun Govt
81.086	I	Y	70,148	ARRA - Conservation Research and Development	2009-2513-06	Triangle J Coun Govt
81.086	I	Y	205,344	ARRA - Conservation Research and Development	TJCOG-CBS-037 / 15	Triangle J Coun Govt
81.086	I	Y	11,499	ARRA - Conservation Research and Development	TJCOG-CBS-045	Triangle J Coun Govt
81.087	D	N	858,179	Renewable Energy Research and Development		
81.087	D	Y	221,401	ARRA - Renewable Energy Research and Development		
81.087	I	N	12,302	Renewable Energy Research and Development	2009-1613	Eformative Options, LLC
81.117	D	N	447,799	Energy Efficiency and Renewable Energy Information Dissemination, Outreach, Training and Technical Analysis/Assistance		
81.117	I	N	83,671	Energy Efficiency and Renewable Energy Information Dissemination, Outreach, Training and Technical Analysis/Assistance	Solar America Citi	ICLEI
81.117	I	Y	22,972	ARRA - Energy Efficiency and Renewable Energy Information Dissemination, Outreach, Training and Technical Analysis/Assistance	GT10-0310-0002	Mississippi Development Auth.
81.119	D	N	419,965	State Energy Program Special Projects		
81.119	I	N	36,303	State Energy Program Special Projects	GT12-0237-001	Mississippi Development Auth.
81.119	I	N	53,983	State Energy Program Special Projects	SIEA-2010-103	GA Environ Fac Auth
81.121	D	N	50,001	Nuclear Energy Research, Development and Demonstration		
81.122	D	Y	828,097	ARRA - Electricity Delivery and Energy Reliability, Research, Development and Analysis		
81.128	D	Y	15,902,092	ARRA - Energy Efficiency and Conservation Block Grant Program (EECBG)		
81.128	I	Y	34,174	ARRA - Energy Efficiency and Conservation Block Grant Program (EECBG)	1100580	City of Charlotte
81.135	I	N	2,072	Advanced Research and Projects Agency-Energy Financial Assistance Program	AC653240	Savannah River Nuclear Solutions
			<u>119,425,926</u>	Total — Other Programs — U. S. Department of Energy		
U. S. Department of Education						
84	D	N	4,214,686	U. S. Department of Education		
84	I	N	246,591	U. S. Department of Education	2008-2333	Watauga County Schools
84	I	N	17,444	U. S. Department of Education	2010-0177	Cumberland County Schools
84.002	D	N	16,478,724	Adult Education-Basic Grants to States		
84.011	D	N	5,247,233	Migrant Education-State Grant Program		
84.011	I	N	86,144	Migrant Education-State Grant Program	4500060115	Texas State University
84.011	I	N	129,550	Migrant Education-State Grant Program	8000121000	Texas State University
84.013	D	N	877,947	Title I State Agency Program for Neglected and Delinquent Children and Youth		
84.015	I	N	2,707	National Resource Centers Program for Foreign Language and Area Studies or Foreign Language and International Studies Program and Foreign Language and Area Studies Fellowship Program	07-SC-DED-1003	Duke University
84.015	I	N	9,727	National Resource Centers Program for Foreign Language and Area Studies or Foreign Language and International Studies Program and Foreign Language and Area Studies Fellowship Program	HC12717	East-West Center
84.016	D	N	122,270	Undergraduate International Studies and Foreign Language Programs		
84.021	D	N	57,361	Overseas Programs-Group Projects Abroad		
84.031	D	N	46,824,695	Higher Education-Institutional Aid		
84.048	D	N	34,381,603	Career and Technical Education – Basic Grants to States		
84.116	D	N	615,471	Fund for the Improvement of Postsecondary Education		

SCHEDULE OF EXPENDITURES OF FEDERAL AWARDS (DETAIL)

For the Fiscal Year Ended June 30, 2012

Federal CFDA Number	Direct/ Indirect	ARRA	Program Expenditures	CFDA Program Title	Pass-Through Number	Pass-Through Entity Name
84.116	I	N	57,833	Fund for the Improvement of Postsecondary Education	144-907422	University of Wisconsin
84.116	I	N	3,710	Fund for the Improvement of Postsecondary Education	182K825	University of Wisconsin
84.116	I	N	15,000	Fund for the Improvement of Postsecondary Education	205434	National Commission on Teaching & Amer Future
84.116	I	N	8,224	Fund for the Improvement of Postsecondary Education	205475	National Commission on Teaching & Amer Future
84.116	I	N	9,925	Fund for the Improvement of Postsecondary Education	N/A	CAEL
84.116	I	N	26,881	Fund for the Improvement of Postsecondary Education	UF IFAS 00070915	University of Florida
84.120	D	N	476,585	Minority Science and Engineering Improvement		
84.129	D	N	702,039	Rehabilitation Long-Term Training		
84.141	D	N	471,581	Migrant Education-High School Equivalency Program		
84.144	D	N	20,574	Migrant Education-Coordination Program		
84.153	D	N	12,875	Business and International Education Projects		
84.160	I	N	121	Training Interpreters for Individuals who are Deaf and Individuals who are Deaf-Blind	N/A	National Interpreter Ed. Center
84.161	D	N	320,693	Rehabilitation Services-Client Assistance Program		
84.184	D	N	35,975	Safe and Drug-Free Schools and Communities-National Programs		
84.185	D	N	222,000	Byrd Honors Scholarships		
84.186	D	N	456,945	Safe and Drug-Free Schools and Communities-State Grants		
84.187	D	N	641,989	Supported Employment Services for Individuals with the Most Significant Disabilities		
84.200	D	N	959,518	Graduate Assistance in Areas of National Need		
84.213	D	N	445,078	Even Start-State Educational Agencies		
84.215	D	N	198,565	Fund for the Improvement of Education		
84.215	I	N	14,093	Fund for the Improvement of Education	Q109301	University of Maryland-Coll Park
84.224	D	N	862,944	Assistive Technology		
84.243	D	N	822,834	Tech-Prep Education		
84.265	D	N	260,821	Rehabilitation Training-State Vocational Rehabilitation Unit In-Service Training		
84.283	I	N	117,146	Comprehensive Centers	S-45000-05-013/P00	Edvantia Inc
84.287	D	N	35,620,422	Twenty-First Century Community Learning Centers		
84.299	D	N	153,398	Indian Education – Special Programs for Indian Children		
84.305	D	N	831,963	Education Research, Development and Dissemination		
84.305	I	N	43,067	Education Research, Development and Dissemination	2049-S1 R0305A080621	Vanderbilt University
84.305	I	N	5,442	Education Research, Development and Dissemination	GM 10087-125783	University of Virginia
84.310	I	N	12,364	Parental Information and Resource Centers	U310A060130	Exceptional Children's Assistance Ctr
84.315	D	N	390,643	Capacity Building for Traditionally Underserved Populations		
84.323	D	N	1,434,639	Special Education-State Personnel Development		
84.324	D	N	764,585	Research in Special Education		
84.324	I	N	9	Research in Special Education	211858	American Inst for Rsch
84.324	I	N	33,423	Research in Special Education	223311A	University of Oregon
84.324	I	N	27,114	Research in Special Education	224311A	University of Oregon
84.324	I	N	194,556	Research in Special Education	GM 10118-136450	University of Virginia
84.325	D	N	2,742,139	Special Education-Personnel Development to Improve Services and Results for Children with Disabilities		
84.325	I	N	25,444	Special Education-Personnel Development to Improve Services and Results for Children with Disabilities	83401	Salus University
84.326	D	N	1,278,558	Special Education-Technical Assistance and Dissemination to Improve Services and Results for Children with Disabilities		
84.327	I	N	16,867	Special Education-Technology and Media Services for Individuals with Disabilities	TRSUB1101	Western Oregon University
84.330	D	N	550,918	Advanced Placement Program (Advanced Placement Test Fee; Advanced Placement Incentive Program Grants)		
84.331	D	N	460,227	Grants to States for Workplace and Community Transition Training for Incarcerated Individuals		
84.334	D	N	4,212,401	Gaining Early Awareness and Readiness for Undergraduate Programs		

SCHEDULE OF EXPENDITURES OF FEDERAL AWARDS (DETAIL)

For the Fiscal Year Ended June 30, 2012

Federal CFDA Number	Direct/ Indirect	ARRA	Program Expenditures	CFDA Program Title	Pass-Through Number	Pass-Through Entity Name
84.335	D	N	32,843	Child Care Access Means Parents in School		
84.349	I	N	28,376	Early Childhood Educator Professional Development	P28080	SC Dept of Education
84.350	D	N	700,808	Transition to Teaching		
84.350	I	N	25,021	Transition to Teaching	SRV09TA-018	Guilford County Schools
84.358	D	N	5,162,399	Rural Education		
84.363	D	N	615,681	School Leadership		
84.365	D	N	14,996,774	English Language Acquisition Grants		
84.366	D	N	5,513,287	Mathematics and Science Partnerships		
84.366	I	N	24,355	Mathematics and Science Partnerships	2011-2482	Catawba County Schools
84.366	I	N	286,769	Mathematics and Science Partnerships	553993 RAGAN, N.	Duplin County Schools
84.367	D	N	57,924,714	Improving Teacher Quality State Grants		
84.368	D	N	676,498	Grants for Enhanced Assessment Instruments		
84.368	I	N	37,832	Grants for Enhanced Assessment Instruments	20112012S366B110034	Beaufort County Schls
84.368	I	N	199,334	Grants for Enhanced Assessment Instruments	ED11-0003-1	Arizona Department of Education
84.368	I	N	156,936	Grants for Enhanced Assessment Instruments	ED11-0003-2	Arizona Department of Education
84.369	D	N	7,044,471	Grants for State Assessments and Related Activities		
84.370	D	N	872	DC School Choice Incentive Program		
84.371	D	N	50,940	Striving Readers		
84.373	I	N	372,215	Special Education-Technical Assistance on State Data Collection	A001945802	University of Minnesota
84.378	D	N	4,582,208	College Access Challenge Grant Program		
84.378	I	N	32,873	College Access Challenge Grant Program	92-NC08	National Writing Proj Corp
84.382	D	N	1,931,756	Strengthening Minority-Serving Institutions		
84.395	D	Y	87,481,153	ARRA - State Fiscal Stabilization Fund (SFSF)-Race-to-the-Top Incentive Grants, Recovery Act		
84.395	I	Y	138,662	ARRA - State Fiscal Stabilization Fund (SFSF)-Race-to-the-Top Incentive Grants, Recovery Act	3-5400-157-311	Winston Salem Forsyth Co Schools
84.407	D	N	559,593	Transition Programs for Students with Intellectual Disabilities into Higher Education		
84.410	D	Y	222,648,079	ARRA - Education Jobs Fund		
84.411	I	N	21,983	Investing in Innovation (i3) Fund	SRV11TA-025	NC New Schools Project Inc
84.411	I	N	31,555	Investing in Innovation (i3) Fund	SRV11TA-026	NC New Schools Project Inc
84.412	D	N	26,410	Race to the Top-Early Learning Challenge		
84.928	I	N	25,323	Kidney Diseases, Urology and Hematology Research	07NC11	Natl Writing Project
			<u>576,604,001</u>	Total — Other Programs — U. S. Department of Education		

National Archives and Records Administration

89.003	D	N	34,960	National Historical Publications and Records Grants		
			<u>34,960</u>	Total — Other Programs — National Archives and Records Administration		

Other Boards and Commissions

90.401	D	N	627,400	Help America Vote Act Requirements Payments		
			<u>627,400</u>	Total — Other Programs — Other Boards and Commissions		

U. S. Department of Health and Human Services

93	D	N	657,937	U. S. Department of Health and Human Services		
93	I	N	1,263	U. S. Department of Health and Human Services	EP4833700	Guilford Child Development
93	I	N	6,000	U. S. Department of Health and Human Services	Letter Dated 7-27-11	The American Society for Cell Biology
93.003	D	N	10,564,950	Public Health and Social Services Emergency Fund		
93.041	D	N	137,975	Special Programs for the Aging-Title VII, Chapter 3-Programs for Prevention of Elder Abuse, Neglect, and Exploitation		

SCHEDULE OF EXPENDITURES OF FEDERAL AWARDS (DETAIL)

For the Fiscal Year Ended June 30, 2012

Federal CFDA Number	Direct/ Indirect	ARRA	Program Expenditures	CFDA Program Title	Pass-Through Number	Pass-Through Entity Name
93.042	D	N	612,581	Special Programs for the Aging-Title VII, Chapter 2-Long Term Care Ombudsman Services for Older Individuals		
93.043	D	N	528,578	Special Programs for the Aging-Title III, Part D-Disease Prevention and Health Promotion Services		
93.048	D	N	884,088	Special Programs for the Aging-Title IV-and Title II-Discretionary Projects		
93.051	D	N	828,181	Alzheimer's Disease Demonstration Grants to States		
93.052	D	N	4,617,139	National Family Caregiver Support, Title III, Part E		
93.061	D	N	231	Innovations in Applied Public Health Research		
93.068	I	N	16,524	Chronic Diseases: Research, Control, and Prevention	ASPREE	Wake Forest University
93.068	I	N	301,271	Chronic Diseases: Research, Control, and Prevention	WUHS30209	Wake Forest University
93.069	D	N	14,607,672	Public Health Emergency Preparedness		
93.070	D	N	703,362	Environmental Public Health and Emergency Response		
93.071	D	N	28,618	Medicare Enrollment Assistance Program		
93.072	D	N	53,536	Lifespan Respite Care Program		
93.086	D	N	159,250	Healthy Marriage Promotion and Responsible Fatherhood Grants		
93.087	D	N	584,766	Enhance the Safety of Children Affected by Parental Methamphetamine or Other Substance Abuse		
93.092	D	N	958,342	Affordable Care Act (ACA) Personal Responsibility Education Program		
93.103	D	N	665,379	Food and Drug Administration-Research		
93.103	I	N	13,287	Food and Drug Administration-Research	11-AUFSI-360490-NC	Auburn University
93.110	D	N	223,582	Maternal and Child Health Federal Consolidated Programs		
93.110	I	N	26,516	Maternal and Child Health Federal Consolidated Programs	6U93MC00217-02-01 PR	Sickle Cell Disease Assoc of Amer
93.110	I	N	18,949	Maternal and Child Health Federal Consolidated Programs	RS20110719-02	University of Oklahoma
93.113	D	N	1,082,874	Environmental Health		
93.113	I	N	15,689	Environmental Health	212419	Research Triangle Institute International
93.113	I	N	160,134	Environmental Health	234	Research Triangle Institute International
93.113	I	N	182,931	Environmental Health	23400212794	Research Triangle Institute International
93.113	I	N	110,701	Environmental Health	334002124974	Research Triangle Institute International
93.113	I	N	70,182	Environmental Health	0314301	Boston Med Ctr
93.116	D	N	2,017,713	Project Grants and Cooperative Agreements for Tuberculosis Control Programs		
93.121	D	N	39,790	Oral Diseases and Disorders Research		
93.121	I	N	18,018	Oral Diseases and Disorders Research	WUHS 56413	Wake Forest University Health Serv
93.124	D	N	38,567	Nurse Anesthetist Traineeships		
93.124	D	Y	20,268	ARRA - Nurse Anesthetist Traineeships		
93.127	D	N	122,519	Emergency Medical Services for Children		
93.130	D	N	296,724	Cooperative Agreements to States/Territories for the Coordination and Development of Primary Care Offices		
93.135	I	N	23,803	Centers for Research and Demonstration for Health Promotion and Disease Prevention	TASKORDER0009/0027	Natl Environ Health Assoc
93.136	D	N	1,245,025	Injury Prevention and Control Research and State and Community Based Programs		
93.137	D	N	29,468	Community Programs to Improve Minority Health Grant Program		
93.137	I	N	70,303	Community Programs to Improve Minority Health Grant Program	211326	Greene Co Health Care
93.150	D	N	1,055,069	Projects for Assistance in Transition from Homelessness (PATH)		
93.153	D	N	521,652	Coordinated Services and Access to Research for Women, Infants, Children, and Youth		
93.172	I	N	37,291	Human Genome Research	1090321-265147	Carnegie-Mellon University
93.173	D	N	440,244	Research Related to Deafness and Communication Disorders		
93.173	I	N	5,775	Research Related to Deafness and Communication Disorders	WUHS5331	Wake Forest University
93.178	D	N	60,368	Nursing Workforce Diversity		
93.191	D	N	175,782	Patient Navigator and Chronic Disease Prevention Program		

SCHEDULE OF EXPENDITURES OF FEDERAL AWARDS (DETAIL)

For the Fiscal Year Ended June 30, 2012

Federal CFDA Number	Direct/ Indirect	ARRA	Program Expenditures	CFDA Program Title	Pass-Through Number	Pass-Through Entity Name
93.197	D	N	54,520	Childhood Lead Poisoning Prevention Projects-State and Local Childhood Lead Poisoning Prevention and Surveillance of Blood Lead Levels in Children		
93.204	D	N	109,845	Surveillance of Hazardous Substance Emergency Events		
93.213	D	N	87,056	Research and Training in Complementary and Alternative Medicine		
93.213	I	N	2,136	Research and Training in Complementary and Alternative Medicine	219820	Mass Gen Hosp
93.213	I	N	116,998	Research and Training in Complementary and Alternative Medicine	2R44AT003365-02-01	OrganiPharm,LLC
93.213	I	N	20,185	Research and Training in Complementary and Alternative Medicine	724787	University of Washington
93.217	D	N	7,294,592	Family Planning-Services		
93.226	D	N	144,445	Research on Healthcare Costs, Quality and Outcomes		
93.226	I	N	11,243	Research on Healthcare Costs, Quality and Outcomes	Agreement 9-24-09	Carolinas HealthCare System
93.234	D	N	247,681	Traumatic Brain Injury State Demonstration Grant Program		
93.235	D	N	1,346,207	Affordable Care Act (ACA) Abstinence Education Program		
93.236	D	N	446,467	Grants to States to Support Oral Health Workforce Activities		
93.240	D	N	254,315	State Capacity Building		
93.241	D	N	373,193	State Rural Hospital Flexibility Program		
93.242	D	N	1,209,597	Mental Health Research Grants		
93.242	I	N	175,479	Mental Health Research Grants	303-1237	Duke University
93.242	I	N	36,999	Mental Health Research Grants	639	Dartmouth College
93.243	D	N	2,689,656	Substance Abuse and Mental Health Services-Projects of Regional and National Significance		
93.243	I	N	21,280	Substance Abuse and Mental Health Services-Projects of Regional and National Significance		
93.243	I	N	13,922	Substance Abuse and Mental Health Services-Projects of Regional and National Significance	12-0049	Morehouse School of Medicine
93.243	I	N	18,909	Substance Abuse and Mental Health Services-Projects of Regional and National Significance	205460	The Durham Center
93.243	I	N	28,561	Substance Abuse and Mental Health Services-Projects of Regional and National Significance	91351-12/09-110	Guilford Co. Dept of Public Health
93.243	I	N	4,794	Substance Abuse and Mental Health Services-Projects of Regional and National Significance	Award Ltr Dated 11/4/11 & Cont	Substance Abuse and Mental Health Services Administration
93.243	I	N	9,938	Substance Abuse and Mental Health Services-Projects of Regional and National Significance	T1-020447	Morehouse School of Medicine
93.247	D	N	850,536	Advanced Nursing Education Grant Program		
93.250	D	N	78,231	Geriatric Academic Career Awards		
93.251	D	N	295,924	Universal Newborn Hearing Screening		
93.256	D	N	542,348	State Health Access Program		
93.262	D	N	85,408	Occupational Safety and Health Program		
93.262	I	N	29,428	Occupational Safety and Health Program	WFOHS 11210	Wake Forest University Health Serv
93.265	D	N	188,168	Comprehensive Geriatric Education Program(CGEP)		
93.270	D	N	85,862	Adult Viral Hepatitis Prevention and Control		
93.273	D	N	2,423,911	Alcohol Research Programs		
93.273	I	N	165	Alcohol Research Programs	132K230	University Wisconsin
93.279	D	N	495,388	Drug Abuse and Addiction Research Programs		
93.279	I	N	5,464	Drug Abuse and Addiction Research Programs	0004506	University of Pittsburgh
93.279	I	N	127,580	Drug Abuse and Addiction Research Programs	20110207	Prevention Strategies LLC
93.279	I	N	13,000	Drug Abuse and Addiction Research Programs	3-340-0211567	Research Triangle Institute International
93.279	I	N	46,576	Drug Abuse and Addiction Research Programs	36-0507-371/PO#CC	Temple University
93.279	I	N	17,110	Drug Abuse and Addiction Research Programs	541750PO3683	Northeastern University
93.279	I	N	17,110	Drug Abuse and Addiction Research Programs	542650PO902021	Northeastern University
93.279	I	N	39,452	Drug Abuse and Addiction Research Programs	B6296386201	University of Minnesota
93.279	I	N	2,499	Drug Abuse and Addiction Research Programs	ERH18	Florida Atlantic University

SCHEDULE OF EXPENDITURES OF FEDERAL AWARDS (DETAIL)

For the Fiscal Year Ended June 30, 2012

Federal CFDA Number	Direct/ Indirect	ARRA	Program Expenditures	CFDA Program Title	Pass-Through Number	Pass-Through Entity Name
93.283	D	N	13,547,591	Centers for Disease Control and Prevention-Investigations and Technical Assistance		
93.283	I	N	69,026	Centers for Disease Control and Prevention-Investigations and Technical Assistance	12095U50DC300860	Assoc Prevention Teaching & Research
93.283	I	N	229	Centers for Disease Control and Prevention-Investigations and Technical Assistance	211696	AAMC
93.283	I	N	174,439	Centers for Disease Control and Prevention-Investigations and Technical Assistance	23120212356	Research Triangle Institute International
93.286	D	N	33,994	Discovery and Applied Research for Technological Innovations to Improve Human Health		
93.296	D	N	131,431	State Partnership Grant Program to Improve Minority Health		
93.301	D	N	186,170	Small Rural Hospital Improvement Grant Program		
93.307	D	N	2,390,641	Minority Health and Health Disparities Research		
93.307	I	N	11,719	Minority Health and Health Disparities Research	Agreement 12-27-10	Carolinas HealthCare System
93.307	I	N	90,878	Minority Health and Health Disparities Research	Agreement 8-29-11	Carolinas HealthCare System
93.310	D	N	19,675	Trans-NIH Research Support		
93.333	D	N	24,986	Clinical Research		
93.351	D	N	394,626	Research Infrastructure Programs		
93.358	D	N	1,407,039	Advanced Nursing Education Traineeships		
93.359	I	N	72,852	Nurse Education, Practice and Retention Grants	158595	Duke University
93.359	I	N	40,141	Nurse Education, Practice and Retention Grants	158595-D08 HP11272-02-00	Duke University
93.360	D	N	567,105	Biomedical Advanced Research and Development Authority (BARDA), Biodefense Medical Countermeasure Development		
93.361	D	N	55	Nursing Research		
93.365	I	N	-779	Sickle Cell Treatment Demonstration Program	4-312-0210355	Research Triangle Institute International
93.389	D	N	478,365	National Center for Research Resources		
93.393	D	N	599,713	Cancer Cause and Prevention Research		
93.393	I	N	11,547	Cancer Cause and Prevention Research	26207/98012664	University of Texas (MDACC)
93.393	I	N	11,686	Cancer Cause and Prevention Research	729536	University of Washington
93.394	D	N	112,714	Cancer Detection and Diagnosis Research		
93.394	I	N	26,843	Cancer Detection and Diagnosis Research	1938-NIH-1S/UNCG	Luna Innovations, Inc
93.394	I	N	2,211	Cancer Detection and Diagnosis Research	1R43CA128163-01A1	Southeast Techniventures
93.394	I	N	51,383	Cancer Detection and Diagnosis Research	26-1601-83-61	University of Texas at Arlington
93.395	D	N	199,733	Cancer Treatment Research		
93.395	I	N	2,358	Cancer Treatment Research	10602/10603	University of Chicago
93.395	I	N	11,204	Cancer Treatment Research	40601	University of Chicago
93.395	I	N	250,405	Cancer Treatment Research	60014860	Ohio State University
93.395	I	N	864	Cancer Treatment Research	8461	University of Chicago
93.395	I	N	9	Cancer Treatment Research	8817	Amer Coll Radiology
93.395	I	N	1,364	Cancer Treatment Research	9665	University of Chicago
93.395	I	N	1,357	Cancer Treatment Research	B43	NSABP Fdn
93.395	I	N	3,042	Cancer Treatment Research	B46	NSABP Fdn
93.395	I	N	2,787	Cancer Treatment Research	C08	NSABP Fdn
93.395	I	N	4,435	Cancer Treatment Research	PINDECU01	NSABP Fdn
93.395	I	N	83	Cancer Treatment Research	RTOG0247	Amer Coll Radiology
93.395	I	N	62	Cancer Treatment Research	RTOG0521	Amer Coll Radiology
93.395	I	N	136	Cancer Treatment Research	RTOG9408	Amer Coll Radiology
93.395	I	N	112	Cancer Treatment Research	RTOG9413	Amer Coll Radiology
93.395	I	N	10	Cancer Treatment Research	RTOG9804	Amer Coll Radiology
93.395	I	N	6,599	Cancer Treatment Research	SWOG0500	University of Chicago
93.395	I	N	3,702	Cancer Treatment Research	TFED35194	NSABP Fdn

SCHEDULE OF EXPENDITURES OF FEDERAL AWARDS (DETAIL)

For the Fiscal Year Ended June 30, 2012

Federal CFDA Number	Direct/ Indirect	ARRA	Program Expenditures	CFDA Program Title	Pass-Through Number	Pass-Through Entity Name
93.395	I	N	3,146	Cancer Treatment Research	U10CA021661	Amer Coll Radiology
93.396	D	N	207,435	Cancer Biology Research		
93.397	D	N	1,192,571	Cancer Centers Support Grants		
93.398	D	N	9,426	Cancer Research Manpower		
93.399	I	N	1,368	Cancer Control	70604	Cancer and Leukemia Group
93.399	I	N	9,406	Cancer Control	PFED21ECU01	NSABP Fdn
93.405	D	Y	7,886	ARRA - Public Health Traineeship Program		
93.449	D	N	195,631	Ruminant Feed Ban Support Project		
93.500	D	N	2,170,402	Pregnancy Assistance Fund Program		
93.505	D	N	862,500	Affordable Care Act (ACA) Maternal, Infant, and Early Childhood Home Visiting Program		
93.506	D	N	21,331	ACA Nationwide Program for National and State Background Checks for Direct Patient Access Employees of Long Term Care Facilities and Providers		
93.507	D	N	1,160,447	PPHF 2012 National Public Health Improvement Initiative		
93.509	D	N	123,956	Affordable Care Act (ACA) State Health Care Workforce Development Grants		
93.511	D	N	559,579	Affordable Care Act (ACA) Grants to States for Health Insurance Premium Review		
93.512	D	N	467,542	Affordable Care Act (ACA) Personal and Home Care Aide State Training Program (PHCAST)		
93.517	D	N	241,664	Affordable Care Act-Aging and Disability Resource Center		
93.518	D	N	556,528	Affordable Care Act-Medicare Improvements for Patients and Providers		
93.519	D	N	634,445	Affordable Care Act (ACA)-Consumer Assistance Program Grants		
93.520	D	N	2,573,143	Centers for Disease Control and Prevention-Affordable Care Act (ACA)-Communities Putting Prevention to Work		
93.521	D	N	611,661	The Affordable Care Act: Building Epidemiology, Laboratory, and Health Information Systems Capacity in the Epidemiology and Laboratory Capacity for Infectious Disease (ELC) and Emerging Infections Program (EIP) Cooperative Agreements		
93.525	D	N	1,319,451	State Planning and Establishment Grants for the Affordable Care Act (ACA)'s Exchanges		
93.531	D	N	258,196	PPHF 2012: Community Transformation Grants and National Dissemination and Support for Community Transformation Grants-financed solely by 2012 Prevention and Public Health Funds		
93.539	D	N	12,085	PPHF 2012-Prevention and Public Health Fund (Affordable Care Act)-Capacity Building Assistance to Strengthen Public Health Immunization Infrastructure and Performance financed in part by 2012 Prevention and Public Health Funds		
93.544	D	N	10,525	The Patient Protection and Affordable Care Act of 2010 (Affordable Care Act) Authorizes Coordinated Chronic Disease Prevention and Health Promotion Program		
93.556	D	N	10,456,320	Promoting Safe and Stable Families		
93.560	D	N	-130,105	Family Support Payments to States-Assistance Payments		
93.563	D	N	87,804,020	Child Support Enforcement		
93.566	D	N	4,291,747	Refugee and Entrant Assistance-State Administered Programs		
93.568	D	N	80,337,330	Low-Income Home Energy Assistance		
93.576	D	N	751,818	Refugee and Entrant Assistance-Discretionary Grants		
93.584	D	N	765,433	Refugee and Entrant Assistance-Targeted Assistance Grants		
93.586	D	N	922,773	State Court Improvement Program		
93.590	D	N	1,389,170	Community-Based Child Abuse Prevention Grants		
93.597	D	N	278,613	Grants to States for Access and Visitation Programs		
93.599	D	N	945,089	Chafee Education and Training Vouchers Program (ETV)		
93.603	D	N	1,003,934	Adoption Incentive Payments		
93.617	D	N	10,624	Voting Access for Individuals with Disabilities-Grants to States		
93.630	D	N	1,836,551	Developmental Disabilities Basic Support and Advocacy Grants		

SCHEDULE OF EXPENDITURES OF FEDERAL AWARDS (DETAIL)

For the Fiscal Year Ended June 30, 2012

Federal CFDA Number	Direct/ Indirect	ARRA	Program Expenditures	CFDA Program Title	Pass-Through Number	Pass-Through Entity Name
93.630	I	N	2,382	Developmental Disabilities Basic Support and Advocacy Grants	203-9023	NC Council Dev Disabilities
93.643	D	N	436,195	Children's Justice Grants to States		
93.645	D	N	7,627,525	Stephanie Tubbs Jones Child Welfare Services Program		
93.648	I	N	20,192	Child Welfare Research Training or Demonstration	E00030648-3	University of Missouri-Columbia
93.648	I	N	19,724	Child Welfare Research Training or Demonstration	E00034524-2	University of Missouri-Columbia
93.652	D	N	260,197	Adoption Opportunities		
93.658	D	N	76,465,970	Foster Care-Title IV-E		
93.658	D	Y	48,105	ARRA - Foster Care-Title IV-E		
93.659	D	N	47,796,971	Adoption Assistance		
93.659	D	Y	-1,673	ARRA - Adoption Assistance		
93.667	D	N	65,313,082	Social Services Block Grant		
93.669	D	N	720,176	Child Abuse and Neglect State Grants		
93.671	D	N	2,294,606	Family Violence Prevention and Services/Grants for Battered Women's Shelters-Grants to States and Indian Tribes		
93.674	D	N	2,836,884	Chafee Foster Care Independence Program		
93.701	D	Y	118,905	ARRA - Trans-NIH Recovery Act Research Support		
93.701	D	Y	1,217,143	ARRA - Trans-NIH Recovery Act Research Support		
93.701	I	Y	68,998	ARRA - Trans-NIH Recovery Act Research Support	1R24 MD00493001	Carolinas HealthCare System
93.701	I	Y	168,819	ARRA - Trans-NIH Recovery Act Research Support	1RC4G038635-01	University of Iowa
93.701	I	Y	29,162	ARRA - Trans-NIH Recovery Act Research Support	8771-S17	Westat
93.701	I	Y	17	ARRA - Trans-NIH Recovery Act Research Support	8771.S16	Westat
93.701	I	Y	8,202	ARRA - Trans-NIH Recovery Act Research Support	WU11187	Washington University
93.703	D	Y	37,053	ARRA - Grants to Health Center Programs		
93.713	D	Y	-224	ARRA - Child Care and Development Block Grant		
93.715	I	Y	90,244	ARRA - Recovery Act - Comparative Effectiveness Research - AHRQ	Agreement 2-27-12	Carolinas HealthCare System
93.717	D	Y	620,244	ARRA - Preventing Healthcare-Associated Infections		
93.721	D	Y	7,530,948	ARRA - Health Information Technology Professionals in Health Care		
93.721	I	Y	52,083	ARRA - Health Information Technology Professionals in Health Care	302-9783	Duke University
93.723	D	Y	1,932,113	ARRA - Prevention and Wellness-State, Territories and Pacific Islands		
93.725	D	Y	459,451	ARRA - Communities Putting Prevention to Work: Chronic Disease Self-Management Program		
93.767	D	N	312,747,279	Children's Health Insurance Program		
93.768	D	N	447,228	Medicaid Infrastructure Grants to Support the Competitive Employment of People with Disabilities		
93.769	D	Y	49,501	ARRA - Demonstration to Maintain Independence and Employment		
93.773	D	N	8,014,386	Medicare-Hospital Insurance		
93.779	D	N	2,311,588	Centers for Medicare and Medicaid Services (CMS) Research, Demonstrations and Evaluations		
93.780	D	N	11,751,285	Grants to States for Operation of Qualified High-Risk Pools		
93.790	D	N	22,477	Alternate Non-Emergency Service Providers or Networks		
93.791	D	N	2,578,412	Money Follows the Person Rebalancing Demonstration		
93.793	D	N	99,666	Medicaid Transformation Grants		
93.822	D	N	20,428	Health Careers Opportunity Program		
93.837	D	N	1,033,124	Cardiovascular Diseases Research		
93.837	I	N	15,583	Cardiovascular Diseases Research	148732	Duke University
93.837	I	N	3,669	Cardiovascular Diseases Research	2030346	Duke University
93.837	I	N	10,848	Cardiovascular Diseases Research	214527	Mt Sinai School of Medicine
93.837	I	N	12,535	Cardiovascular Diseases Research	214529	Mt Sinai School of Medicine
93.837	I	N	18,410	Cardiovascular Diseases Research	M12A11364	Yale University
93.837	I	N	1,519	Cardiovascular Diseases Research	SWOG0500	Mt Sinai School of Medicine
93.837	I	Y	141,026	ARRA - Cardiovascular Diseases Research	203016	Duke University

SCHEDULE OF EXPENDITURES OF FEDERAL AWARDS (DETAIL)

For the Fiscal Year Ended June 30, 2012

Federal CFDA Number	Direct/ Indirect	ARRA	Program Expenditures	CFDA Program Title	Pass-Through Number	Pass-Through Entity Name
93.839	I	N	36,654	Blood Diseases and Resources Research	101543734	Baylor Univ Com
93.839	I	N	139	Blood Diseases and Resources Research	7210027	St Jude Childrens Hosp
93.846	D	N	629,411	Arthritis, Musculoskeletal and Skin Diseases Research		
93.846	I	N	54,692	Arthritis, Musculoskeletal and Skin Diseases Research	1000749056	University of Iowa
93.846	I	N	6,511	Arthritis, Musculoskeletal and Skin Diseases Research	12002	Wake Forest University
93.846	I	N	14,042	Arthritis, Musculoskeletal and Skin Diseases Research	203-9147	Duke University
93.846	I	N	383	Arthritis, Musculoskeletal and Skin Diseases Research	3001841559	University of Michigan
93.846	I	N	7,838	Arthritis, Musculoskeletal and Skin Diseases Research	3048108355-12-317	University of Kentucky Rsch Fnd
93.847	D	N	1,770,838	Diabetes, Digestive, and Kidney Diseases Extramural Research		
93.847	I	N	930	Diabetes, Digestive, and Kidney Diseases Extramural Research	212343	Childs Hosp Philadelphia
93.847	I	N	14,616	Diabetes, Digestive, and Kidney Diseases Extramural Research	212346	Care Cains Design
93.847	I	N	15,217	Diabetes, Digestive, and Kidney Diseases Extramural Research	303-1711	Duke University
93.847	I	N	790	Diabetes, Digestive, and Kidney Diseases Extramural Research	O8371001	Childrens Research Institute
93.848	I	N	224,265	Digestive Diseases and Nutrition Research	3320R01DK78191	University of Pittsburgh
93.849	D	N	87,276	Kidney Diseases, Urology and Hematology Research		
93.853	D	N	911,236	Extramural Research Programs in the Neurosciences and Neurological Disorders		
93.853	I	N	3,025	Extramural Research Programs in the Neurosciences and Neurological Disorders	11118	Georgia Southern University
93.853	I	N	7,438	Extramural Research Programs in the Neurosciences and Neurological Disorders	A07186	Yale University
93.853	I	N	6,116	Extramural Research Programs in the Neurosciences and Neurological Disorders	M08A00767	Yale University
93.853	I	N	151	Extramural Research Programs in the Neurosciences and Neurological Disorders	WU09184	Washington University
93.853	I	N	3,250	Extramural Research Programs in the Neurosciences and Neurological Disorders	WU10232	Washington University
93.855	D	N	960,806	Allergy, Immunology and Transplantation Research		
93.855	I	N	76,750	Allergy, Immunology and Transplantation Research	0000708877	Fred Hutchinson Cancer Research Ctr.
93.855	I	N	3,968	Allergy, Immunology and Transplantation Research	0000739328	Fred Hutchinson Cancer Research Ctr.
93.855	I	N	18,469	Allergy, Immunology and Transplantation Research	10-NIH-1113	Duke University
93.855	I	N	4,377	Allergy, Immunology and Transplantation Research	302-0258	Duke University
93.855	I	N	45,981	Allergy, Immunology and Transplantation Research	302-0338	Duke University
93.855	I	N	153,653	Allergy, Immunology and Transplantation Research	7439A	University of Texas
93.859	D	N	3,172,600	Biomedical Research and Research Training		
93.859	I	N	1,081	Biomedical Research and Research Training	2012-URF-6108	NC Biotechnology Center
93.859	I	N	25,034	Biomedical Research and Research Training	T36GM095335	Carnegie Mellon University
93.859	I	Y	58,171	ARRA - Biomedical Research and Research Training	9000613	University of Pittsburgh
93.865	D	N	840,866	Child Health and Human Development Extramural Research		
93.865	I	N	28,702	Child Health and Human Development Extramural Research	000388010-007	University of Alabama
93.865	I	N	101,797	Child Health and Human Development Extramural Research	431500-19728	Virginia Polytechnic Institute and State University
93.865	I	N	11,927	Child Health and Human Development Extramural Research	57016-8988	Cornell University
93.865	I	N	7,256	Child Health and Human Development Extramural Research	NICHD200518	Duke University
93.865	I	N	12,128	Child Health and Human Development Extramural Research	UTA11-000808	University of Texas at Austin
93.865	I	N	353,927	Child Health and Human Development Extramural Research	WFUHS 10055	Wake Forest University Health Serv
93.866	D	N	1,272	Aging Research		
93.884	D	N	314,767	Grants for Training in Primary Care Medicine and Dentistry		
93.884	I	N	17,313	Grants for Training in Primary Care Medicine and Dentistry	WFUHS 16162	Wake Forest University
93.887	D	N	228,748	Health Care and Other Facilities		
93.888	D	N	158,277	Specially Selected Health Projects		
93.889	D	N	-479	National Bioterrorism Hospital Preparedness Program		
93.913	D	N	178,356	Grants to States for Operation of Offices of Rural Health		
93.917	D	N	38,305,160	HIV Care Formula Grants		
93.918	D	N	451,881	Grants to Provide Outpatient Early Intervention Services with Respect to HIV Disease		
93.926	D	N	2,611,212	Healthy Start Initiative		

SCHEDULE OF EXPENDITURES OF FEDERAL AWARDS (DETAIL)

For the Fiscal Year Ended June 30, 2012

Federal CFDA Number	Direct/ Indirect	ARRA	Program Expenditures	CFDA Program Title	Pass-Through Number	Pass-Through Entity Name
93.928	D	Y	153,412	ARRA - Special Projects of National Significance		
93.938	D	N	776,448	Cooperative Agreements to Support Comprehensive School Health Programs to Prevent the Spread of HIV and Other Important Health Problems		
93.940	D	N	6,246,856	HIV Prevention Activities-Health Department Based		
93.941	D	N	138,663	HIV Demonstration, Research, Public and Professional Education Projects		
93.943	I	N	43,665	Epidemiologic Research Studies of Acquired Immunodeficiency Syndrome (AIDS) and Human Immunodeficiency Virus (HIV) Infection in Selected Population Groups	82100800066	Family Health International
93.944	D	N	1,592,925	Human Immunodeficiency Virus (HIV)/Acquired Immunodeficiency Virus Syndrome (AIDS) Surveillance		
93.958	D	N	11,232,365	Block Grants for Community Mental Health Services		
93.959	D	N	40,607,646	Block Grants for Prevention and Treatment of Substance Abuse		
93.959	I	N	2,313	Block Grants for Prevention and Treatment of Substance Abuse	WUHS32431	Wake Forest University
93.959	I	N	58,537	Block Grants for Prevention and Treatment of Substance Abuse	WUHS32432	Wake Forest University
93.964	D	N	12,500	Prevention and Public Health Fund (PPHF) Public Health Traineeships		
93.977	D	N	2,686,187	Preventive Health Services-Sexually Transmitted Diseases Control Grants		
93.982	D	N	422,278	Mental Health Disaster Assistance and Emergency Mental Health		
93.991	D	N	175,418	Preventive Health and Health Services Block Grant		
93.994	D	N	17,616,173	Maternal and Child Health Services Block Grant to the States		
			<u>979,077,890</u>	Total — Other Programs — U. S. Department of Health & Human Services		

Corporation for National and Community Service

94.002	D	N	194,459	Retired and Senior Volunteer Program		
94.003	D	N	325,982	State Commissions		
94.005	D	N	172,336	Learn and Serve America-Higher Education		
94.006	D	N	3,209,907	AmeriCorps		
94.006	I	N	4,304	AmeriCorps	P0061111	Temple University
94.007	D	N	58,598	Program Development and Innovation Grants		
94.009	D	N	84,787	Training and Technical Assistance		
94.018	D	N	2,332	Learn and Serve America Innovative Community-Based Service-Learning Programs		
			<u>4,052,705</u>	Total — Other Programs — Corporation for National and Community Service		

Social Security Administration

96.008	D	N	217,722	Social Security-Work Incentives Planning and Assistance Program		
			<u>217,722</u>	Total — Other Programs — Social Security Administration		

U. S. Department of Homeland Security

97.001	D	N	3,325,140	Pilot Demonstration or Earmarked Projects		
97.001	I	N	3,022	Pilot Demonstration or Earmarked Projects	2011DFS	Donalds Flying Serv
97.001	I	N	1,625	Pilot Demonstration or Earmarked Projects	264SA11A	Geo Marine
97.005	I	N	63,638	State and Local Homeland Security National Training Program	451759-09-158	Eastern Kentucky University
97.005	I	N	317,562	State and Local Homeland Security National Training Program	452026-10-243	Eastern Kentucky University
97.012	D	N	1,919,871	Boating Safety Financial Assistance		
97.012	I	N	37,004	Boating Safety Financial Assistance	20111102.26	US Power Squadrons
97.017	D	N	812,440	Pre-Disaster Mitigation (PDM) Competitive Grants		
97.018	D	N	6,083	National Fire Academy Training Assistance		
97.023	D	N	290,073	Community Assistance Program State Support Services Element (CAP-SSSE)		
97.029	D	N	2,945,362	Flood Mitigation Assistance		
97.032	D	N	199,087	Crisis Counseling		

SCHEDULE OF EXPENDITURES OF FEDERAL AWARDS (DETAIL)

For the Fiscal Year Ended June 30, 2012

Federal CFDA Number	Direct/ Indirect	ARRA	Program Expenditures	CFDA Program Title	Pass-Through Number	Pass-Through Entity Name
97.036	D	N	64,254,791	Disaster Grants-Public Assistance (Presidentially Declared Disasters)		
97.039	D	N	344,166	Hazard Mitigation Grant		
97.041	D	N	211,076	National Dam Safety Program		
97.042	D	N	8,980,740	Emergency Management Performance Grants		
97.044	D	N	56,811	Assistance to Firefighters Grant		
97.045	D	N	11,474,158	Cooperating Technical Partners		
97.046	D	N	1,559,625	Fire Management Assistance Grant		
97.047	D	N	1,393,183	Pre-Disaster Mitigation		
97.052	D	N	1,000,000	Emergency Operations Center		
97.055	D	N	40,732	Interoperable Emergency Communications		
97.056	D	N	3,003,923	Port Security Grant Program		
97.061	D	N	1,151	Centers for Homeland Security		
97.061	I	N	108,003	Centers for Homeland Security	4112-31739	Purdue University
97.067	D	N	18,405,826	Homeland Security Grant Program		
97.075	D	N	983,907	Rail and Transit Security Grant Program		
97.078	D	N	1,687,137	Buffer Zone Protection Program (BZPP)		
97.082	D	N	27,313	Earthquake Consortium		
97.089	D	N	1,385,561	Driver's License Security Grant Program		
97.092	D	N	18,154	Repetitive Flood Claims		
97.104	D	N	122,888	Homeland Security-Related Science, Technology, Engineering and Mathematics (HS STEM) Career Development Program		
97.104	I	N	49,681	Homeland Security-Related Science, Technology, Engineering and Mathematics (HS STEM) Career Development Program	R9847-G1	Georgia Institute of Technology
97.110	D	N	33,541	Severe Repetitive Loss Program		
			<u>125,063,274</u>	Total — Other Programs — U. S. Department of Homeland Security		
<u>U. S. Agency for International Development</u>						
98	I	N	2,811	U. S. Agency for International Development	016258-62	University of Cal-Davis
98.001	I	N	188,474	USAID Foreign Assistance for Programs Overseas	172013/0118.0376	Family Health International
98.001	I	N	19,900	USAID Foreign Assistance for Programs Overseas	61-3886B	Michigan State University
98.001	I	N	46,613	USAID Foreign Assistance for Programs Overseas	Subaward #2010-07200-04	University of Illinois-Urbana-Champaign
98.012	I	N	32,837	USAID Development Partnerships for University Cooperation and Development	12-716	Arizona State University
			<u>290,635</u>	Total — Other Programs — U. S. Agency for International Development		
<u>Other Federal Assistance</u>						
99	D	N	153,321	Other Federal Assistance		
99	I	N	135,045	Other Federal Assistance	1545	Corporation for Public Broadcasting
			<u>288,366</u>	Total — Other Programs — Other Federal Assistance		
			<u>5,942,057,023</u>	Total — Other Programs		
			<u>\$23,370,863,050</u>	Total Expenditures of Federal Awards		

N/A = Not Available

D = Direct Federal Assistance – Assistance received directly from the federal government.

I = Indirect Federal Assistance – Assistance received in a pass-through relationship from entities other than the federal government or other State entities.

The accompanying notes are an integral part of this schedule.

SCHEDULE OF EXPENDITURES OF FEDERAL AWARDS (BY STATE AGENCY)

For the Fiscal Year Ended June 30, 2012

Federal CFDA Number	Direct/ Indirect	ARRA	Program Disbursements	CFDA Program Title	Pass-Through Number	Pass-Through Entity Name
<i>Primary Government</i>						
<u>N. C. Administrative Office of the Courts</u>						
16.013	D	N	53,809	Violence Against Women Act Court Training and Improvement Grants		
16.560	D	N	171,900	National Institute of Justice Research, Evaluation, and Development Project Grants		
16.580	D	N	40,148	Edward Byrne Memorial State and Local Law Enforcement Assistance Discretionary Grants Program		
16.585	D	N	244,122	Drug Court Discretionary Grant Program		
16.585	I	N	67,971	Drug Court Discretionary Grant Program	2010-DC-BX-0086	Wake County
16.590	I	N	181,019	Grants to Encourage Arrest Policies and Enforcement of Protection Orders Program	2008-WE-AX-0014	Haywood County
16.590	I	N	21,415	Grants to Encourage Arrest Policies and Enforcement of Protection Orders Program	2011-WE-AX-0038	City of Durham
16.590	I	N	42,975	Grants to Encourage Arrest Policies and Enforcement of Protection Orders Program	2011-WE-AX-0066	Forsyth County
16.738	I	N	58,099	Edward Byrne Memorial Justice Assistance Grant Program	2010-DJ-BX-0281	City of Durham
16.746	D	N	88,986	Capital Case Litigation		
16.810	D	Y	81,487	ARRA - Recovery Act - Assistance to Rural Law Enforcement to Combat Crime and Drugs Competitive Grant Program		
93.586	D	N	922,773	State Court Improvement Program		
			<u>1,974,704</u>	Total — N. C. Administrative Office of the Courts		
<u>N. C. Department of Administration</u>						
14.401	D	N	138,737	Fair Housing Assistance Program-State and Local		
14.871	D	N	4,096,384	Section 8 Housing Choice Vouchers		
17.265	D	N	278,218	Native American Employment and Training		
39.003	D	N	9,880,035	Donation of Federal Surplus Personal Property		
64.005	D	N	5,363	Grants to States for Construction of State Home Facilities		
64.005	D	Y	10,327,008	ARRA - Grants to States for Construction of State Home Facilities		
84.044	D	N	256,124	TRIO-Talent Search		
			<u>24,981,869</u>	Total — N. C. Department of Administration		
<u>N. C. Department of Agriculture and Consumer Services</u>						
10	D	N	322,250	U. S. Department of Agriculture		
10.025	D	N	2,355,967	Plant and Animal Disease, Pest Control, and Animal Care		
10.153	D	N	5,000	Market News		
10.163	D	N	197,822	Market Protection and Promotion		
10.170	D	N	863,926	Specialty Crop Block Grant Program-Farm Bill		
10.203	D	N	197,131	Payments to Agricultural Experiment Stations Under the Hatch Act		
10.250	D	N	339,276	Agricultural and Rural Economic Research, Cooperative Agreements and Collaborations		
10.475	D	N	3,927,744	Cooperative Agreements with States for Intrastate Meat and Poultry Inspection		
10.479	D	N	196,239	Food Safety Cooperative Agreements		
10.555	D	N	36,025,322	National School Lunch Program		
10.559	D	N	26,842	Summer Food Service Program for Children		
10.560	D	N	700,490	State Administrative Expenses for Child Nutrition		
10.565	D	N	338,150	Commodity Supplemental Food Program		
10.567	D	N	513,280	Food Distribution Program on Indian Reservations		
10.568	D	N	1,766,202	Emergency Food Assistance Program (Administrative Costs)		
10.569	D	N	13,485,054	Emergency Food Assistance Program (Food Commodities)		

SCHEDULE OF EXPENDITURES OF FEDERAL AWARDS (BY STATE AGENCY)

For the Fiscal Year Ended June 30, 2012

Federal CFDA Number	Direct/ Indirect	ARRA	Program Disbursements	CFDA Program Title	Pass-Through Number	Pass-Through Entity Name
10.652	D	N	454,649	Forestry Research		
10.664	D	N	3,157,705	Cooperative Forestry Assistance		
10.676	D	N	2,071	Forest Legacy Program		
10.678	D	N	87,575	Forest Stewardship Program		
10.680	D	N	873,507	Forest Health Protection		
10.688	D	Y	1,186,212	ARRA - Recovery Act of 2009: Wildland Fire Management		
10.902	D	N	570,554	Soil and Water Conservation		
12	D	N	1,186,342	U. S. Department of Defense		
15.615	D	N	143,474	Cooperative Endangered Species Conservation Fund		
66.605	D	N	750,799	Performance Partnership Grants		
93	D	N	580,923	U. S. Department of Health and Human Services		
93.103	D	N	616,402	Food and Drug Administration-Research		
93.449	D	N	195,631	Ruminant Feed Ban Support Project		
			<u>71,066,539</u>	Total — N. C. Department of Agriculture and Consumer Services		

N. C. Department of Commerce

11.303	D	N	39,000	Economic Development-Technical Assistance		
11.307	D	N	600,000	Economic Adjustment Assistance		
11.557	D	Y	50,000	ARRA - Broadband Technology Opportunities Program (BTOP)		
14.228	D	N	62,564,133	Community Development Block Grants/State's Program and Non-Entitlement Grants in Hawaii		
14.255	D	Y	2,913,474	ARRA - Community Development Block Grants/State's Program and Non-Entitlement Grants in Hawaii - (Recovery Act Funded)		
17.002	D	N	2,075,814	Labor Force Statistics		
17.207	D	N	26,437,853	Employment Service/Wagner-Peyser Funded Activities		
17.225	D	N	3,031,954,997	Unemployment Insurance		
17.225	D	Y	295,877,524	ARRA - Unemployment Insurance		
17.245	D	N	16,432,604	Trade Adjustment Assistance		
17.258	D	N	23,764,189	WIA Adult Program		
17.258	D	Y	195,278	ARRA - WIA Adult Program		
17.258	I	N	-398	WIA Adult Program	08-2020-37-9900	Charlotte
17.258	I	N	-749	WIA Adult Program	09-2020-28-9900	Region Q
17.258	I	N	-1,872	WIA Adult Program	09-2020-40-9900	Eastern Carolina
17.258	I	N	-800	WIA Adult Program	09-2020-44-9900	Lumber River
17.258	I	N	-3,376	WIA Adult Program	09-2020-55-9900	Southwestern
17.258	I	N	1,325	WIA Adult Program	10-2020-28-9900	Region Q
17.258	I	N	5,054	WIA Adult Program	10-2020-33-9900	Cape Fear
17.258	I	N	2,953	WIA Adult Program	10-2020-34-9900	Capital Area
17.258	I	N	47,274	WIA Adult Program	10-2020-36-9900	Centralina
17.258	I	N	16,234	WIA Adult Program	10-2020-37-9900	Charlotte
17.258	I	N	-243	WIA Adult Program	10-2020-40-9900	Eastern Carolina
17.258	I	N	20,072	WIA Adult Program	10-2020-44-9900	Lumber River
17.258	I	N	17,965	WIA Adult Program	10-2020-54-9900	Reg Partnership
17.258	I	N	4,340	WIA Adult Program	10-2020-55-9900	Southwestern
17.258	I	N	15,710	WIA Adult Program	10-2020-58-9900	PeeDee
17.258	I	N	108,865	WIA Adult Program	11-2020-28-9900	Region Q
17.258	I	N	11,693	WIA Adult Program	11-2020-29-9900	Mountain Area
17.258	I	N	325,430	WIA Adult Program	11-2020-33-9900	Cape Fear
17.258	I	N	64,681	WIA Adult Program	11-2020-34-9900	Capital Area
17.258	I	N	1,141,569	WIA Adult Program	11-2020-36-9900	Centralina

SCHEDULE OF EXPENDITURES OF FEDERAL AWARDS (BY STATE AGENCY)

For the Fiscal Year Ended June 30, 2012

Federal CFDA Number	Direct/ Indirect	ARRA	Program Disbursements	CFDA Program Title	Pass-Through Number	Pass-Through Entity Name
17.258	I	N	489,135	WIA Adult Program	11-2020-37-9900	Charlotte
17.258	I	N	53,687	WIA Adult Program	11-2020-40-9900	Eastern Carolina
17.258	I	N	925,560	WIA Adult Program	11-2020-44-9900	Lumber River
17.258	I	N	343,010	WIA Adult Program	11-2020-54-9900	Reg Partnership
17.258	I	N	277,193	WIA Adult Program	11-2020-55-9900	Southwestern
17.258	I	Y	9,670	ARRA - WIA Adult Program	08-4020-33-9900	Cape Fear
17.258	I	Y	-1,758	ARRA - WIA Adult Program	08-4020-44-9900	Lumber River
17.258	I	Y	-150	ARRA - WIA Adult Program	08-4020-54-9900	Reg Partnership
17.258	I	Y	347	ARRA - WIA Adult Program	08-4020-55-9900	Southwestern
17.258	I	Y	-137	ARRA - WIA Adult Program	08-4020-60-9900	Triangle South
17.258	I	Y	10,229	ARRA - WIA Adult Program	10-2020-60-9900	Triangle South
17.258	I	Y	3,500	ARRA - WIA Adult Program	10-4020-37-9900	Charlotte
17.258	I	Y	4,531	ARRA - WIA Adult Program	10-4020-40-9900	Eastern Carolina
17.258	I	Y	394,298	ARRA - WIA Adult Program	11-2020-60-9900	Triangle South
17.259	D	N	25,504,607	WIA Youth Activities		
17.259	D	Y	133,315	ARRA - WIA Youth Activities		
17.259	I	Y	-899	ARRA - WIA Youth Activities	08-4040-45-9900	Mid-Carolina
17.260	D	N	3,525,538	WIA Dislocated Workers		
17.260	D	Y	2,682,911	ARRA - WIA Dislocated Workers		
17.260	I	N	-153	WIA Dislocated Workers	09-2030-36-9900	Centralina
17.260	I	Y	-34	ARRA - WIA Dislocated Workers	08-4030-28-9900	Region Q
17.260	I	Y	25,966	ARRA - WIA Dislocated Workers	08-4030-33-9900	Cape Fear
17.260	I	Y	26,609	ARRA - WIA Dislocated Workers	08-4030-44-9900	Lumber River
17.260	I	Y	7,422	ARRA - WIA Dislocated Workers	08-4030-60-9900	Triangle South
17.267	D	N	403,535	Incentive Grants-WIA Section 503		
17.275	D	Y	4,717,742	ARRA - Program of Competitive Grants for Worker Training and Placement in High Growth and Emerging Industry Sectors		
17.276	D	Y	892,600	ARRA - Health Care Tax Credit (HCTC) National Emergency Grants (NEGs)		
17.277	D	N	1,064,364	Workforce Investment Act (WIA) National Emergency Grants		
17.277	I	N	24,205	Workforce Investment Act (WIA) National Emergency Grants	11-3736-28-9900	Region Q
17.277	I	N	304,409	Workforce Investment Act (WIA) National Emergency Grants	11-3736-40-9900	Eastern Carolina
17.278	D	N	37,616,383	WIA Dislocated Worker Formula Grants		
17.278	I	N	879	WIA Dislocated Worker Formula Grants	10-2030-28-9900	Region Q
17.278	I	N	1,989	WIA Dislocated Worker Formula Grants	10-2030-33-9900	Cape Fear
17.278	I	N	8,331	WIA Dislocated Worker Formula Grants	10-2030-34-9900	Capital Area
17.278	I	N	199,425	WIA Dislocated Worker Formula Grants	10-2030-36-9900	Centralina
17.278	I	N	24,565	WIA Dislocated Worker Formula Grants	10-2030-37-9900	Charlotte
17.278	I	N	51,891	WIA Dislocated Worker Formula Grants	10-2030-40-9900	Eastern Carolina
17.278	I	N	1,942	WIA Dislocated Worker Formula Grants	10-2030-43-9900	Kerr Tar
17.278	I	N	14,873	WIA Dislocated Worker Formula Grants	10-2030-44-9900	Lumber River
17.278	I	N	23,024	WIA Dislocated Worker Formula Grants	10-2030-54-9900	Reg Partnership
17.278	I	N	7,619	WIA Dislocated Worker Formula Grants	10-2030-55-9900	Southwestern
17.278	I	N	13,922	WIA Dislocated Worker Formula Grants	10-2030-58-9900	PeeDee
17.278	I	N	20,961	WIA Dislocated Worker Formula Grants	10-2030-60-9900	Triangle South
17.278	I	N	110,167	WIA Dislocated Worker Formula Grants	11-2030-28-9900	Region Q
17.278	I	N	18,705	WIA Dislocated Worker Formula Grants	11-2030-29-9900	Mountain Area
17.278	I	N	397,368	WIA Dislocated Worker Formula Grants	11-2030-33-9900	Cape Fear
17.278	I	N	279,621	WIA Dislocated Worker Formula Grants	11-2030-34-9900	Capital Area
17.278	I	N	2,340,279	WIA Dislocated Worker Formula Grants	11-2030-36-9900	Centralina
17.278	I	N	748,410	WIA Dislocated Worker Formula Grants	11-2030-37-9900	Charlotte

SCHEDULE OF EXPENDITURES OF FEDERAL AWARDS (BY STATE AGENCY)

For the Fiscal Year Ended June 30, 2012

Federal CFDA Number	Direct/ Indirect	ARRA	Program Disbursements	CFDA Program Title	Pass-Through Number	Pass-Through Entity Name
17.278	I	N	638,435	WIA Dislocated Worker Formula Grants	11-2030-40-9900	Eastern Carolina
17.278	I	N	181,593	WIA Dislocated Worker Formula Grants	11-2030-43-9900	Kerr Tar
17.278	I	N	514,463	WIA Dislocated Worker Formula Grants	11-2030-44-9900	Lumber River
17.278	I	N	261,945	WIA Dislocated Worker Formula Grants	11-2030-54-9900	Reg Partnership
17.278	I	N	429,864	WIA Dislocated Worker Formula Grants	11-2030-55-9900	Southwestern
17.278	I	N	447,726	WIA Dislocated Worker Formula Grants	11-2030-60-9900	Triangle South
17.278	I	Y	1,256	ARRA - WIA Dislocated Worker Formula Grants	10-4030-36-9900	Centralina
17.278	I	Y	-1,110	ARRA - WIA Dislocated Worker Formula Grants	10-4030-37-9900	Charlotte
17.801	D	N	1,416,547	Disabled Veterans' Outreach Program (DVOP)		
17.804	D	N	4,132,262	Local Veterans' Employment Representative Program		
17.807	D	N	26,385	Transition Assistance Program		
20.700	D	N	45,000	Pipeline Safety Program Base Grants		
20.721	D	N	75,300	PHMSA Pipeline Safety Program One Call Grant		
23.011	D	N	521,320	Appalachian Research, Technical Assistance, and Demonstration Projects		
59.061	D	N	148,592	State Trade and Export Promotion Pilot Grant Program		
81.041	D	N	1,010,039	State Energy Program		
81.041	D	Y	49,676,850	ARRA - State Energy Program		
81.042	D	N	9,008,972	Weatherization Assistance for Low-Income Persons		
81.042	D	Y	36,883,441	ARRA - Weatherization Assistance for Low-Income Persons		
81.119	D	N	419,965	State Energy Program Special Projects		
81.122	D	Y	408,521	ARRA - Electricity Delivery and Energy Reliability, Research, Development and Analysis		
81.128	D	Y	15,663,719	ARRA - Energy Efficiency and Conservation Block Grant Program (EECBG)		
93.509	D	N	123,956	Affordable Care Act (ACA) State Health Care Workforce Development Grants		
			<u>3,670,417,240</u>	Total — N. C. Department of Commerce		
<u>N. C. Community College System</u>						
84.002	D	N	16,295,229	Adult Education-Basic Grants to States		
			<u>16,295,229</u>	Total — N. C. Community College System		
<u>N. C. Department of Cultural Resources</u>						
15.904	D	N	925,075	Historic Preservation Fund Grants-In-Aid		
45.025	D	N	937,091	Promotion of the Arts-Partnership Agreements		
45.310	D	N	4,397,633	Grants to States		
45.312	D	N	95,196	National Leadership Grants		
89.003	D	N	34,960	National Historical Publications and Records Grants		
			<u>6,389,955</u>	Total — N. C. Department of Cultural Resources		
<u>N. C. Department of Environment and Natural Resources</u>						
11	I	N	129,126	U. S. Department of Commerce	627574-11S-1665	Macro International
11	I	N	34,782	U. S. Department of Commerce	NFFKST10-11-02438	National Marine Fisheries
11	I	N	48,715	U. S. Department of Commerce	SA-11-03-NC	South Atlantic Marine Fisheries
11.008	I	N	34,875	NOAA Mission-Related Education Awards	4800-206-01	Oak Management, Inc
11.400	D	N	29,251	Geodetic Surveys and Services (Geodesy and Applications of the National Geodetic Reference System)		
11.407	D	N	96,007	Interjurisdictional Fisheries Act of 1986		
11.419	D	N	2,348,593	Coastal Zone Management Administration Awards		
11.420	D	N	496,389	Coastal Zone Management Estuarine Research Reserves		
11.434	D	N	147,641	Cooperative Fishery Statistics		
11.435	D	N	72,874	Southeast Area Monitoring and Assessment Program		
11.435	I	N	14,020	Southeast Area Monitoring and Assessment Program	FY2009-001	South Carolina Dept of Natural Resources

SCHEDULE OF EXPENDITURES OF FEDERAL AWARDS (BY STATE AGENCY)

For the Fiscal Year Ended June 30, 2012

Federal CFDA Number	Direct/ Indirect	ARRA	Program Disbursements	CFDA Program Title	Pass-Through Number	Pass-Through Entity Name
11.435	I	N	10,922	Southeast Area Monitoring and Assessment Program	FY2009-002	South Carolina Dept of Natural Resources
11.435	I	N	2,070	Southeast Area Monitoring and Assessment Program	FY2009-2006	South Carolina Dept of Natural Resources
11.439	D	N	83,229	Marine Mammal Data Program		
11.463	I	Y	7,193	ARRA - Habitat Conservation	NA09NMF4630305	North Carolina Coastal Federation
11.472	I	N	127,630	Unallied Science Program	FY2011-002	South Carolina Dept of Natural Resources
11.472	I	N	168,018	Unallied Science Program	FY2011-011	South Carolina Dept of Natural Resources
11.474	D	N	274,510	Atlantic Coastal Fisheries Cooperative Management Act		
15.605	D	N	2,104,745	Sport Fish Restoration Program		
15.622	D	N	82,541	Sportfishing and Boating Safety Act		
15.657	D	N	2,699	Endangered Species Conservation-Recovery Implementation Funds		
15.660	D	N	1,273	Endangered Species-Candidate Conservation Action Funds		
15.808	D	N	153,261	U. S. Geological Survey-Research and Data Collection		
15.811	D	N	7,500	Gap Analysis Program		
15.916	D	N	100,000	Outdoor Recreation-Acquisition, Development and Planning		
66.001	D	N	1,946,171	Air Pollution Control Program Support		
66.034	D	N	46,058	Surveys, Studies, Research, Investigations, Demonstrations, and Special Purpose Activities Relating to the Clean Air Act		
66.040	D	N	558,948	State Clean Diesel Grant Program		
66.202	D	N	814,682	Congressionally Mandated Projects		
66.419	D	N	7,515,065	Water Pollution Control State, Interstate, and Tribal Program Support		
66.432	D	N	3,702,812	State Public Water System Supervision		
66.433	D	N	74,336	State Underground Water Source Protection		
66.454	D	N	223,787	Water Quality Management Planning		
66.454	D	Y	173,122	ARRA - Water Quality Management Planning		
66.456	D	N	631,532	National Estuary Program		
66.458	D	N	65,644,016	Capitalization Grants for Clean Water State Revolving Funds		
66.458	D	Y	24,177,365	ARRA - Capitalization Grants for Clean Water State Revolving Funds		
66.460	D	N	4,387,638	Nonpoint Source Implementation Grants		
66.461	D	N	823,192	Regional Wetland Program Development Grants		
66.468	D	N	46,607,203	Capitalization Grants for Drinking Water State Revolving Funds		
66.468	D	Y	22,859,869	ARRA - Capitalization Grants for Drinking Water State Revolving Funds		
66.471	D	N	206,860	State Grants to Reimburse Operators of Small Water Systems for Training and Certification Costs		
66.472	D	N	356,943	Beach Monitoring and Notification Program Implementation Grants		
66.474	D	N	503,014	Water Protection Grants to the States		
66.479	D	N	59,917	Wetland Program Grants-State/Tribal Environmental Outcome Wetland Demonstration Program		
66.608	D	N	655	Environmental Information Exchange Network Grant Program and Related Assistance		
66.708	D	N	70,874	Pollution Prevention Grants Program		
66.709	D	N	184,010	Multi-Media Capacity Building Grants for States and Tribes		
66.717	D	N	2,480	Source Reduction Assistance		
66.801	D	N	2,264,279	Hazardous Waste Management State Program Support		
66.802	D	N	1,969,961	Superfund State, Political Subdivision, and Indian Tribe Site-Specific Cooperative Agreements		
66.804	D	N	1,483,744	Underground Storage Tank Prevention, Detection and Compliance Program		
66.805	D	N	2,135,493	Leaking Underground Storage Tank Trust Fund Corrective Action Program		
66.805	D	Y	2,340,338	ARRA - Leaking Underground Storage Tank Trust Fund Corrective Action Program		
66.809	D	N	280,882	Superfund State and Indian Tribe Core Program Cooperative Agreements		
97.041	D	N	211,076	National Dam Safety Program		
			<u>198,834,186</u>	Total — N. C. Department of Environment and Natural Resources		

SCHEDULE OF EXPENDITURES OF FEDERAL AWARDS (BY STATE AGENCY)

For the Fiscal Year Ended June 30, 2012

Federal CFDA Number	Direct/ Indirect	ARRA	Program Disbursements	CFDA Program Title	Pass-Through Number	Pass-Through Entity Name
<u>N. C. Department of Environment and Natural Resources - Wildlife</u>						
10	D	N	74,624	U. S. Department of Agriculture		
11.472	D	N	50,000	Unallied Science Program		
15.605	D	N	7,438,780	Sport Fish Restoration Program		
15.611	D	N	7,798,213	Wildlife Restoration and Basic Hunter Education		
15.614	D	N	381,885	Coastal Wetlands Planning, Protection and Restoration Act		
15.615	D	N	161,865	Cooperative Endangered Species Conservation Fund		
15.616	D	N	17,599	Clean Vessel Act		
15.626	D	N	240,355	Enhanced Hunter Education and Safety Program		
15.634	D	N	1,340,927	State Wildlife Grants		
97.012	D	N	1,919,871	Boating Safety Financial Assistance		
			<u>19,424,119</u>	Total — N. C. Department of Environment and Natural Resources - Wildlife		

N. C. Department of Health and Human Services

10.551	D	N	2,451,511,068	Supplemental Nutrition Assistance Program		
10.557	D	N	202,986,002	Special Supplemental Nutrition Program for Women, Infants, and Children		
10.558	D	N	85,824,311	Child and Adult Care Food Program		
10.559	D	N	6,720,007	Summer Food Service Program for Children		
10.560	D	N	2,617,096	State Administrative Expenses for Child Nutrition		
10.561	D	N	83,354,997	State Administrative Matching Grants for the Supplemental Nutrition Assistance Program		
10.572	D	N	184,065	WIC Farmers' Market Nutrition Program (FMNP)		
10.576	D	N	71,061	Senior Farmers Market Nutrition Program		
10.578	D	N	362,150	WIC Grants to States (WGS)		
10.578	D	Y	4,962,164	ARRA - WIC Grants to States (WGS)		
10.579	D	N	290,674	Child Nutrition Discretionary Grants Limited Availability		
10.588	D	N	49,241	Assessment of Alternatives to Face-to-Face Interviews in SNAP		
14.231	D	N	2,481,638	Emergency Shelter Grants Program		
14.241	D	N	2,285,636	Housing Opportunities for Persons with AIDS		
14.900	D	N	293,897	Lead-Based Paint Hazard Control in Privately-Owned Housing		
16.580	D	N	129,632	Edward Byrne Memorial State and Local Law Enforcement Assistance Discretionary Grants Program		
16.727	D	N	265,713	Enforcing Underage Drinking Laws Program		
17.235	D	N	2,726,837	Senior Community Service Employment Program		
66.032	D	N	156,611	State Indoor Radon Grants		
66.701	D	N	75,149	Toxic Substances Compliance Monitoring Cooperative Agreements		
66.707	D	N	265,516	TSCA Title IV State Lead Grants Certification of Lead-Based Paint Professionals		
66.716	D	N	13,861	Research, Development, Monitoring, Public Education, Training, Demonstrations, and Studies		
84.126	D	N	104,297,495	Rehabilitation Services-Vocational Rehabilitation Grants to States		
84.161	D	N	320,693	Rehabilitation Services-Client Assistance Program		
84.169	D	N	483,095	Independent Living-State Grants		
84.177	D	N	711,475	Rehabilitation Services-Independent Living Services for Older Individuals Who are Blind		
84.181	D	N	12,926,361	Special Education-Grants for Infants and Families		
84.186	D	N	-23,591	Safe and Drug-Free Schools and Communities-State Grants		
84.187	D	N	641,989	Supported Employment Services for Individuals with the Most Significant Disabilities		
84.224	D	N	862,944	Assistive Technology		
84.265	D	N	260,821	Rehabilitation Training-State Vocational Rehabilitation Unit In-Service Training		
84.390	D	Y	6,825,225	ARRA - Rehabilitation Services-Vocational Rehabilitation Grants to States, Recovery Act		

SCHEDULE OF EXPENDITURES OF FEDERAL AWARDS (BY STATE AGENCY)

For the Fiscal Year Ended June 30, 2012

Federal CFDA Number	Direct/ Indirect	ARRA	Program Disbursements	CFDA Program Title	Pass-Through Number	Pass-Through Entity Name
84.393	D	Y	2,036,394	ARRA - Special Education-Grants for Infants and Families, Recovery Act		
84.398	D	Y	195,060	ARRA - Independent Living State Grants, Recovery Act		
84.399	D	Y	189,735	ARRA - Independent Living Services for Older Individuals Who are Blind, Recovery Act		
93.003	D	N	10,564,950	Public Health and Social Services Emergency Fund		
93.041	D	N	137,975	Special Programs for the Aging-Title VII, Chapter 3-Programs for Prevention of Elder Abuse, Neglect, and Exploitation		
93.042	D	N	612,581	Special Programs for the Aging-Title VII, Chapter 2-Long Term Care Ombudsman Services for Older Individuals		
93.043	D	N	528,578	Special Programs for the Aging-Title III, Part D-Disease Prevention and Health Promotion Services		
93.044	D	N	11,559,167	Special Programs for the Aging-Title III, Part B-Grants for Supportive Services and Senior Centers		
93.045	D	N	16,744,881	Special Programs for the Aging-Title III, Part C-Nutrition Services		
93.048	D	N	593,325	Special Programs for the Aging-Title IV-and Title II-Discretionary Projects		
93.051	D	N	828,181	Alzheimer's Disease Demonstration Grants to States		
93.052	D	N	4,617,139	National Family Caregiver Support, Title III, Part E		
93.053	D	N	2,897,968	Nutrition Services Incentive Program		
93.069	D	N	14,607,672	Public Health Emergency Preparedness		
93.070	D	N	703,362	Environmental Public Health and Emergency Response		
93.071	D	N	28,618	Medicare Enrollment Assistance Program		
93.072	D	N	53,536	Lifespan Respite Care Program		
93.087	D	N	584,766	Enhance the Safety of Children Affected by Parental Methamphetamine or Other Substance Abuse		
93.092	D	N	958,342	Affordable Care Act (ACA) Personal Responsibility Education Program		
93.103	D	N	45,249	Food and Drug Administration-Research		
93.110	D	N	223,582	Maternal and Child Health Federal Consolidated Programs		
93.116	D	N	2,017,713	Project Grants and Cooperative Agreements for Tuberculosis Control Programs		
93.127	D	N	122,519	Emergency Medical Services for Children		
93.130	D	N	296,724	Cooperative Agreements to States/Territories for the Coordination and Development of Primary Care Offices		
93.136	D	N	1,245,025	Injury Prevention and Control Research and State and Community Based Programs		
93.150	D	N	1,055,069	Projects for Assistance in Transition from Homelessness (PATH)		
93.197	D	N	54,520	Childhood Lead Poisoning Prevention Projects-State and Local Childhood Lead Poisoning Prevention and Surveillance of Blood Lead Levels in Children		
93.204	D	N	109,845	Surveillance of Hazardous Substance Emergency Events		
93.217	D	N	7,294,592	Family Planning-Services		
93.224	D	N	1,698,400	Consolidated Health Centers (Community Health Centers, Migrant Health Centers, Health Care for the Homeless, Public Housing Primary Care, and School Based Health Centers)		
93.226	D	N	139,627	Research on Healthcare Costs, Quality and Outcomes		
93.234	D	N	247,681	Traumatic Brain Injury State Demonstration Grant Program		
93.236	D	N	133,254	Grants to States to Support Oral Health Workforce Activities		
93.240	D	N	254,315	State Capacity Building		
93.241	D	N	373,193	State Rural Hospital Flexibility Program		
93.243	D	N	2,558,064	Substance Abuse and Mental Health Services-Projects of Regional and National Significance		
93.251	D	N	295,924	Universal Newborn Hearing Screening		
93.256	D	N	542,348	State Health Access Program		
93.262	D	N	85,408	Occupational Safety and Health Program		
93.268	D	N	112,219,533	Immunization Grants		
93.270	D	N	85,862	Adult Viral Hepatitis Prevention and Control		

SCHEDULE OF EXPENDITURES OF FEDERAL AWARDS (BY STATE AGENCY)

For the Fiscal Year Ended June 30, 2012

Federal CFDA Number	Direct/ Indirect	ARRA	Program Disbursements	CFDA Program Title	Pass-Through Number	Pass-Through Entity Name
93.283	D	N	13,401,845	Centers for Disease Control and Prevention-Investigations and Technical Assistance		
93.296	D	N	131,431	State Partnership Grant Program to Improve Minority Health		
93.301	D	N	186,170	Small Rural Hospital Improvement Grant Program		
93.500	D	N	2,170,402	Pregnancy Assistance Fund Program		
93.505	D	N	862,500	Affordable Care Act (ACA) Maternal, Infant, and Early Childhood Home Visiting Program		
93.506	D	N	21,331	ACA Nationwide Program for National and State Background Checks for Direct Patient Access Employees of Long Term Care Facilities and Providers		
93.507	D	N	1,160,447	PPHF 2012 National Public Health Improvement Initiative		
93.512	D	N	467,542	Affordable Care Act (ACA) Personal and Home Care Aide State Training Program (PHCAST)		
93.517	D	N	241,664	Affordable Care Act-Aging and Disability Resource Center		
93.518	D	N	556,528	Affordable Care Act-Medicare Improvements for Patients and Providers		
93.520	D	N	2,573,143	Centers for Disease Control and Prevention-Affordable Care Act (ACA)-Communities Putting Prevention to Work		
93.521	D	N	611,661	The Affordable Care Act: Building Epidemiology, Laboratory, and Health Information Systems Capacity in the Epidemiology and Laboratory Capacity for Infectious Disease (ELC) and Emerging Infections Program (EIP) Cooperative Agreements		
93.531	D	N	258,196	PPHF 2012: Community Transformation Grants and National Dissemination and Support for Community Transformation Grants-financed solely by 2012 Prevention and Public Health Funds		
93.539	D	N	12,085	PPHF 2012-Prevention and Public Health Fund (Affordable Care Act)-Capacity Building Assistance to Strengthen Public Health Immunization Infrastructure and Performance financed in part by 2012 Prevention and Public Health Funds		
93.544	D	N	10,525	The Patient Protection and Affordable Care Act of 2010 (Affordable Care Act) Authorizes Coordinated Chronic Disease Prevention and Health Promotion Program		
93.556	D	N	10,456,320	Promoting Safe and Stable Families		
93.558	D	N	252,666,062	Temporary Assistance for Needy Families		
93.560	D	N	-130,105	Family Support Payments to States-Assistance Payments		
93.563	D	N	87,804,020	Child Support Enforcement		
93.566	D	N	4,291,747	Refugee and Entrant Assistance-State Administered Programs		
93.568	D	N	80,337,330	Low-Income Home Energy Assistance		
93.569	D	N	15,453,243	Community Services Block Grant		
93.575	D	N	172,790,042	Child Care and Development Block Grant		
93.576	D	N	751,818	Refugee and Entrant Assistance-Discretionary Grants		
93.584	D	N	765,433	Refugee and Entrant Assistance-Targeted Assistance Grants		
93.590	D	N	1,389,170	Community-Based Child Abuse Prevention Grants		
93.596	D	N	113,836,931	Child Care Mandatory and Matching Funds of the Child Care and Development Fund		
93.597	D	N	278,613	Grants to States for Access and Visitation Programs		
93.599	D	N	945,089	Chafee Education and Training Vouchers Program (ETV)		
93.603	D	N	1,003,934	Adoption Incentive Payments		
93.630	D	N	1,836,551	Developmental Disabilities Basic Support and Advocacy Grants		
93.645	D	N	7,627,525	Stephanie Tubbs Jones Child Welfare Services Program		
93.652	D	N	139,784	Adoption Opportunities		
93.658	D	N	76,465,970	Foster Care-Title IV-E		
93.658	D	Y	48,105	ARRA - Foster Care-Title IV-E		
93.659	D	N	47,796,971	Adoption Assistance		
93.659	D	Y	-1,673	ARRA - Adoption Assistance		

SCHEDULE OF EXPENDITURES OF FEDERAL AWARDS (BY STATE AGENCY)

For the Fiscal Year Ended June 30, 2012

Federal CFDA Number	Direct/ Indirect	ARRA	Program Disbursements	CFDA Program Title	Pass-Through Number	Pass-Through Entity Name
93.667	D	N	65,313,082	Social Services Block Grant		
93.669	D	N	720,176	Child Abuse and Neglect State Grants		
93.671	D	N	2,294,606	Family Violence Prevention and Services/Grants for Battered Women's Shelters-Grants to States and Indian Tribes		
93.674	D	N	2,836,884	Chafee Foster Care Independence Program		
93.703	D	Y	37,053	ARRA - Grants to Health Center Programs		
93.710	D	Y	-1,273	ARRA - Community Services Block Grant		
93.712	D	Y	826,565	ARRA - Immunization		
93.713	D	Y	-224	ARRA - Child Care and Development Block Grant		
93.714	D	Y	5,248,006	ARRA - Emergency Contingency Fund for Temporary Assistance for Needy Families (TANF) State Program		
93.717	D	Y	620,244	ARRA - Preventing Healthcare-Associated Infections		
93.720	D	Y	34,087	ARRA - Survey and Certification Ambulatory Surgical Center Healthcare- Associated Infection (ASC-HAI) Prevention Initiative		
93.723	D	Y	1,932,113	ARRA - Prevention and Wellness-State, Territories and Pacific Islands		
93.725	D	Y	459,451	ARRA - Communities Putting Prevention to Work: Chronic Disease Self-Management Program		
93.767	D	N	312,747,279	Children's Health Insurance Program		
93.768	D	N	447,228	Medicaid Infrastructure Grants to Support the Competitive Employment of People with Disabilities		
93.773	D	N	8,014,386	Medicare-Hospital Insurance		
93.777	D	N	5,658,578	State Survey and Certification of Health Care Providers and Suppliers (Title XVIII) Medicare		
93.778	D	N	8,035,919,309	Medical Assistance Program		
93.778	D	Y	-3,824,001	ARRA - Medical Assistance Program		
93.779	D	N	559,019	Centers for Medicare and Medicaid Services (CMS) Research, Demonstrations and Evaluations		
93.790	D	N	22,477	Alternate Non-Emergency Service Providers or Networks		
93.791	D	N	2,578,412	Money Follows the Person Rebalancing Demonstration		
93.793	D	N	99,666	Medicaid Transformation Grants		
93.889	D	N	-769	National Bioterrorism Hospital Preparedness Program		
93.913	D	N	178,356	Grants to States for Operation of Offices of Rural Health		
93.917	D	N	38,305,160	HIV Care Formula Grants		
93.926	D	N	2,175,991	Healthy Start Initiative		
93.928	D	Y	153,412	ARRA - Special Projects of National Significance		
93.940	D	N	6,246,856	HIV Prevention Activities-Health Department Based		
93.944	D	N	1,592,925	Human Immunodeficiency Virus (HIV)/Acquired Immunodeficiency Virus Syndrome (AIDS) Surveillance		
93.958	D	N	11,232,365	Block Grants for Community Mental Health Services		
93.959	D	N	40,607,646	Block Grants for Prevention and Treatment of Substance Abuse		
93.977	D	N	2,686,187	Preventive Health Services-Sexually Transmitted Diseases Control Grants		
93.982	D	N	422,278	Mental Health Disaster Assistance and Emergency Mental Health		
93.991	D	N	175,418	Preventive Health and Health Services Block Grant		
93.994	D	N	17,616,173	Maternal and Child Health Services Block Grant to the States		
96.001	D	N	62,227,105	Social Security-Disability Insurance		
96.008	D	N	217,722	Social Security-Work Incentives Planning and Assistance Program		
97.044	D	N	16,371	Assistance to Firefighters Grant		
99	D	N	153,321	Other Federal Assistance		
			<u>12,700,242,500</u>	Total — N. C. Department of Health and Human Services		

SCHEDULE OF EXPENDITURES OF FEDERAL AWARDS (BY STATE AGENCY)

For the Fiscal Year Ended June 30, 2012

Federal CFDA Number	Direct/ Indirect	ARRA	Program Disbursements	CFDA Program Title	Pass-Through Number	Pass-Through Entity Name
<u>N. C. Department of Insurance</u>						
14.171	D	N	39,825	Manufactured Home Dispute Resolution		
93.048	D	N	290,763	Special Programs for the Aging-Title IV-and Title II-Discretionary Projects		
93.511	D	N	559,579	Affordable Care Act (ACA) Grants to States for Health Insurance Premium Review		
93.519	D	N	634,445	Affordable Care Act (ACA)-Consumer Assistance Program Grants		
93.525	D	N	1,319,451	State Planning and Establishment Grants for the Affordable Care Act (ACA)'s Exchanges		
93.779	D	N	1,687,734	Centers for Medicare and Medicaid Services (CMS) Research, Demonstrations and Evaluations		
97.018	D	N	6,083	National Fire Academy Training Assistance		
97.044	D	N	702	Assistance to Firefighters Grant		
			<u>4,538,582</u>	Total — N. C. Department of Insurance		
<u>N. C. Department of Justice</u>						
16	D	N	342,581	U. S. Department of Justice		
16.543	D	N	395,498	Missing Children's Assistance		
16.710	D	N	221,376	Public Safety Partnership and Community Policing Grants		
16.800	D	Y	143,663	ARRA - Recovery Act - Internet Crimes against Children Task Force Program (ICAC)		
93.775	D	N	4,196,562	State Medicaid Fraud Control Units		
			<u>5,299,680</u>	Total — N. C. Department of Justice		
<u>N. C. Department of Labor</u>						
17.005	D	N	160,193	Compensation and Working Conditions		
17.260	D	N	54,025	WIA Dislocated Workers		
17.503	D	N	6,170,387	Occupational Safety and Health-State Program		
17.504	D	N	1,424,848	Consultation Agreements		
17.600	D	N	183,860	Mine Health and Safety Grants		
			<u>7,993,313</u>	Total — N. C. Department of Labor		
<u>N. C. Department of Public Instruction</u>						
10.553	D	N	108,702,666	School Breakfast Program		
10.555	D	N	337,770,715	National School Lunch Program		
10.556	D	N	230,506	Special Milk Program for Children		
10.560	D	N	2,715,149	State Administrative Expenses for Child Nutrition		
10.579	D	N	808,295	Child Nutrition Discretionary Grants Limited Availability		
10.582	D	N	3,405,526	Fresh Fruit and Vegetable Program		
12	D	N	145,249	U. S. Department of Defense		
84	D	N	180,494	U. S. Department of Education		
84.010	D	N	393,723,936	Title I Grants to Local Educational Agencies		
84.011	D	N	5,247,233	Migrant Education-State Grant Program		
84.013	D	N	877,947	Title I State Agency Program for Neglected and Delinquent Children and Youth		
84.027	D	N	327,753,116	Special Education-Grants to States		
84.048	D	N	34,380,853	Career and Technical Education – Basic Grants to States		
84.144	D	N	20,574	Migrant Education-Coordination Program		
84.173	D	N	12,110,247	Special Education-Preschool Grants		
84.185	D	N	222,000	Byrd Honors Scholarships		
84.186	D	N	480,536	Safe and Drug-Free Schools and Communities-State Grants		
84.196	D	N	1,671,272	Education for Homeless Children and Youth		
84.213	D	N	445,078	Even Start-State Educational Agencies		
84.243	D	N	730,779	Tech-Prep Education		
84.287	D	N	35,620,422	Twenty-First Century Community Learning Centers		

SCHEDULE OF EXPENDITURES OF FEDERAL AWARDS (BY STATE AGENCY)

For the Fiscal Year Ended June 30, 2012

Federal CFDA Number	Direct/ Indirect	ARRA	Program Disbursements	CFDA Program Title	Pass-Through Number	Pass-Through Entity Name
84.318	D	N	2,344,753	Educational Technology State Grants		
84.323	D	N	1,434,639	Special Education-State Personnel Development		
84.326	D	N	339,472	Special Education-Technical Assistance and Dissemination to Improve Services and Results for Children with Disabilities		
84.330	D	N	550,918	Advanced Placement Program (Advanced Placement Test Fee; Advanced Placement Incentive Program Grants)		
84.358	D	N	5,162,399	Rural Education		
84.365	D	N	14,774,116	English Language Acquisition Grants		
84.366	D	N	5,513,287	Mathematics and Science Partnerships		
84.367	D	N	56,373,278	Improving Teacher Quality State Grants		
84.368	D	N	676,498	Grants for Enhanced Assessment Instruments		
84.369	D	N	7,044,471	Grants for State Assessments and Related Activities		
84.371	D	N	50,940	Striving Readers		
84.372	D	N	645,265	Statewide Data Systems		
84.377	D	N	13,306,030	School Improvement Grants		
84.386	D	Y	1,485,140	ARRA - Education Technology State Grants, Recovery Act		
84.387	D	Y	93,357	ARRA - Education for Homeless Children and Youth, Recovery Act		
84.388	D	Y	17,635,666	ARRA - School Improvement Grants, Recovery Act		
84.389	D	Y	10,927,384	ARRA - Title I Grants to Local Educational Agencies, Recovery Act		
84.391	D	Y	8,607,128	ARRA - Special Education Grants to States, Recovery Act		
84.392	D	Y	756,214	ARRA - Special Education-Preschool Grants, Recovery Act		
93.235	D	N	1,346,207	Affordable Care Act (ACA) Abstinence Education Program		
93.600	D	N	135,353	Head Start		
93.938	D	N	776,448	Cooperative Agreements to Support Comprehensive School Health Programs to Prevent the Spread of HIV and Other Important Health Problems		
			<u>1,417,221,556</u>	Total — N. C. Department of Public Instruction		

N. C. Department of Public Safety

11.555	D	N	10,706,285	Public Safety Interoperable Communications Grant Program		
12.400	D	N	4,481,494	Military Construction, National Guard		
12.400	D	Y	977,841	ARRA - Military Construction, National Guard		
12.401	D	N	25,076,431	National Guard Military Operations and Maintenance (O&M) Projects		
12.401	D	Y	27,841	ARRA - National Guard Military Operations and Maintenance (O&M) Projects		
12.404	D	N	2,888,077	National Guard Challenge Program		
16.017	D	N	243,039	Sexual Assault Services Formula Program		
16.523	D	N	999,928	Juvenile Accountability Block Grants		
16.540	D	N	675,492	Juvenile Justice and Delinquency Prevention-Allocation to States		
16.548	D	N	1,208	Title V-Delinquency Prevention Program		
16.550	D	N	36,122	State Justice Statistics Program for Statistical Analysis Centers		
16.554	D	N	34,419	National Criminal History Improvement Program (NCHIP)		
16.575	D	N	12,037,354	Crime Victim Assistance		
16.576	D	N	2,291,809	Crime Victim Compensation		
16.588	D	N	2,860,810	Violence Against Women Formula Grants		
16.588	D	Y	804,440	ARRA - Violence Against Women Formula Grants		
16.593	D	N	131,579	Residential Substance Abuse Treatment for State Prisoners		
16.606	D	N	3,869,772	State Criminal Alien Assistance Program		
16.607	D	N	86,316	Bulletproof Vest Partnership Program		
16.609	D	N	400,215	Project Safe Neighborhoods		
16.710	D	N	861,029	Public Safety Partnership and Community Policing Grants		
16.735	D	N	7,143	Protecting Inmates and Safeguarding Communities Discretionary Grant Program		

SCHEDULE OF EXPENDITURES OF FEDERAL AWARDS (BY STATE AGENCY)

For the Fiscal Year Ended June 30, 2012

Federal CFDA Number	Direct/ Indirect	ARRA	Program Disbursements	CFDA Program Title	Pass-Through Number	Pass-Through Entity Name
16.738	D	N	6,734,051	Edward Byrne Memorial Justice Assistance Grant Program		
16.740	D	N	140,372	Statewide Automated Victim Information Notification (SAVIN) Program		
16.741	D	N	836,224	Forensic DNA Backlog Reduction Program		
16.742	D	N	456,790	Paul Coverdell Forensic Sciences Improvement Grant Program		
16.744	D	N	628,026	Anti-Gang Initiative		
16.751	I	N	26,507	Edward Byrne Memorial Competitive Grant Program	12-SA-161-1873	The Council of State Governments
16.801	D	Y	228,146	ARRA - Recovery Act - State Victim Assistance Formula Grant Program		
16.803	D	Y	8,634,297	ARRA - Recovery Act - Edward Byrne Memorial Justice Assistance Grant (JAG) Program/ Grants to States and Territories		
16.816	D	N	247,708	John R. Justice Prosecutors and Defenders Incentive Act		
20.218	D	N	106,563	National Motor Carrier Safety		
20.231	D	N	20,000	Performance and Registration Information Systems Management		
20.237	D	N	387,767	Commercial Vehicle Information Systems and Networks		
20.703	D	N	513,725	Interagency Hazardous Materials Public Sector Training and Planning Grants		
84.331	D	N	460,227	Grants to States for Workplace and Community Transition Training for Incarcerated Individuals		
93.643	D	N	436,195	Children's Justice Grants to States		
97.001	D	N	3,325,140	Pilot Demonstration or Earmarked Projects		
97.017	D	N	812,440	Pre-Disaster Mitigation (PDM) Competitive Grants		
97.023	D	N	290,073	Community Assistance Program State Support Services Element (CAP-SSSE)		
97.029	D	N	2,945,362	Flood Mitigation Assistance		
97.032	D	N	199,087	Crisis Counseling		
97.036	D	N	64,254,791	Disaster Grants-Public Assistance (Presidentially Declared Disasters)		
97.039	D	N	344,166	Hazard Mitigation Grant		
97.042	D	N	8,980,740	Emergency Management Performance Grants		
97.045	D	N	11,474,158	Cooperating Technical Partners		
97.046	D	N	1,559,625	Fire Management Assistance Grant		
97.047	D	N	1,393,183	Pre-Disaster Mitigation		
97.052	D	N	1,000,000	Emergency Operations Center		
97.055	D	N	40,732	Interoperable Emergency Communications		
97.056	D	N	3,003,923	Port Security Grant Program		
97.067	D	N	18,378,219	Homeland Security Grant Program		
97.075	D	N	983,907	Rail and Transit Security Grant Program		
97.078	D	N	1,687,137	Buffer Zone Protection Program (BZPP)		
97.082	D	N	27,313	Earthquake Consortium		
97.092	D	N	18,154	Repetitive Flood Claims		
97.110	D	N	33,541	Severe Repetitive Loss Program		
			210,106,933	Total — N. C. Department of Public Safety		
<u>N.C. Secretary of State</u>						
16.751	D	N	111,192	Edward Byrne Memorial Competitive Grant Program		
			111,192	Total — N.C. Secretary of State		
<u>N. C. Department of Transportation</u>						
20.106	D	N	24,644,525	Airport Improvement Program		
20.205	D	N	1,086,858,115	Highway Planning and Construction		
20.205	D	Y	110,471,617	ARRA - Highway Planning and Construction		
20.218	D	N	3,892,259	National Motor Carrier Safety		
20.219	D	N	1,240,803	Recreational Trails Program		
20.231	D	N	42,902	Performance and Registration Information Systems Management		

SCHEDULE OF EXPENDITURES OF FEDERAL AWARDS (BY STATE AGENCY)

For the Fiscal Year Ended June 30, 2012

Federal CFDA Number	Direct/ Indirect	ARRA	Program Disbursements	CFDA Program Title	Pass-Through Number	Pass-Through Entity Name
20.232	D	N	285,248	Commercial Driver's License Program Improvement Grant		
20.234	D	N	285,453	Safety Data Improvement Program		
20.237	D	N	387,767	Commercial Vehicle Information Systems and Networks		
20.238	D	N	270,947	Commercial Drivers License Information System (CDLIS) Modernization Grant		
20.312	D	N	619	High Speed Ground Transportation-Next Generation High Speed Rail Program		
20.313	D	N	7,817	Railroad Research and Development		
20.319	D	N	19,849	High-Speed Rail Corridors and Intercity Passenger Rail Service-Capital Assistance Grants		
20.319	D	Y	21,620,679	ARRA - High-Speed Rail Corridors and Intercity Passenger Rail Service-Capital Assistance Grants		
20.505	D	N	495,596	Metropolitan Transportation Planning		
20.509	D	N	23,932,237	Formula Grants for Other Than Urbanized Areas		
20.509	D	Y	3,871,215	ARRA - Formula Grants for Other Than Urbanized Areas		
20.513	D	N	1,980,673	Capital Assistance Program for Elderly Persons and Persons with Disabilities		
20.516	D	N	2,155,855	Job Access-Reverse Commute		
20.521	D	N	187,872	New Freedom Program		
20.600	D	N	5,443,960	State and Community Highway Safety		
20.601	D	N	4,039,804	Alcohol Impaired Driving Countermeasures Incentive Grants I		
20.602	D	N	1,165,717	Occupant Protection Incentive Grants		
20.604	D	N	297,400	Safety Incentive Grants for Use of Seatbelts		
20.609	D	N	1,501,396	Safety Belt Performance Grants		
20.610	D	N	194,741	State Traffic Safety Information System Improvement Grants		
20.612	D	N	101,099	Incentive Grant Program to Increase Motorcyclist Safety		
20.613	D	N	273,818	Child Safety and Child Booster Seats Incentive Grants		
20.614	D	N	26,167	National Highway Traffic Safety Administration (NHTSA) Discretionary Safety Grants		
23.003	D	N	4,070,684	Appalachian Development Highway System		
97.089	D	N	1,385,561	Driver's License Security Grant Program		
			<u>1,301,152,395</u>	Total — N. C. Department of Transportation		
<u>N. C. Office of Administrative Hearings</u>						
30	D	N	55,750	U. S. Equal Employment Opportunity Commission		
			<u>55,750</u>	Total — N. C. Office of Administrative Hearings		
<u>N. C. Office of the Governor</u>						
84.394	D	Y	8,691,843	ARRA - State Fiscal Stabilization Fund (SFSF)-Education State Grants, Recovery Act		
84.395	D	Y	87,481,153	ARRA - State Fiscal Stabilization Fund (SFSF)-Race-to-the-Top Incentive Grants, Recovery Act		
84.397	D	Y	823,500	ARRA - State Fiscal Stabilization Fund (SFSF)-Government Services, Recovery Act		
84.410	D	Y	222,648,079	ARRA - Education Jobs Fund		
84.412	D	N	26,410	Race to the Top-Early Learning Challenge		
93.708	D	Y	318,500	ARRA - Head Start		
94.003	D	N	325,982	State Commissions		
94.006	D	N	3,209,907	AmeriCorps		
94.007	D	N	58,598	Program Development and Innovation Grants		
94.009	D	N	84,787	Training and Technical Assistance		
			<u>323,668,759</u>	Total — N. C. Office of the Governor		

SCHEDULE OF EXPENDITURES OF FEDERAL AWARDS (BY STATE AGENCY)

For the Fiscal Year Ended June 30, 2012

Federal CFDA Number	Direct/ Indirect	ARRA	Program Disbursements	CFDA Program Title	Pass-Through Number	Pass-Through Entity Name
<u>N.C. Office of Information Technology Services</u>						
10	D	N	68,502	U. S. Department of Agriculture		
15.808	D	N	79,801	U. S. Geological Survey-Research and Data Collection		
15.809	D	N	4,376	National Spatial Data Infrastructure Cooperative Agreements Program		
42	D	N	424,066	Library of Congress		
			<u>576,745</u>	Total — N.C. Office of Information Technology Services		
<u>State Board of Elections</u>						
90.401	D	N	627,400	Help America Vote Act Requirements Payments		
93.617	D	N	10,624	Voting Access for Individuals with Disabilities-Grants to States		
			<u>638,024</u>	Total — State Board of Elections		
			<u>19,980,989,270</u>	Total — Primary Government		

*Component Units**University of North Carolina System:***Appalachian State University**

10.001	D	N	20,205	Agricultural Research-Basic and Applied Research		
10.217	D	N	44,244	Higher Education Challenge Grants		
10.217	I	N	22,430	Higher Education Challenge Grants	RH705-012/4692678	University of Georgia
10.310	I	N	52,652	Agriculture and Food Research Initiative (AFRI)	4442-ASU-USDA-0355	Penn State University
11.609	D	N	17,162	Measurement and Engineering Research and Standards		
12.900	D	N	82,234	Language Grant Program		
14.906	D	N	2,667	Healthy Homes Technical Studies Grants		
15.634	I	N	2,454	State Wildlife Grants	11-SFS-363854-ASU	Auburn University
15.657	D	N	5,252	Endangered Species Conservation-Recovery Implementation Funds		
15.660	D	N	27,565	Endangered Species-Candidate Conservation Action Funds		
15.807	I	N	16,594	Earthquake Hazards Reduction Program	143323(CO#2)	Southern Cal Earthquake C
15.808	D	N	14,996	U. S. Geological Survey-Research and Data Collection		
15.923	D	N	46,723	National Center for Preservation Technology and Training		
15.931	D	N	48,290	Conservation Activities by Youth Service Organizations		
15.945	D	N	64,082	Cooperative Research and Training Programs-Resources of the National Park System		
19.014	D	N	21,487	One-Time International Exchange Grant Program		
19.408	I	N	183,998	Academic Exchange Programs-Teachers	FY10-TEA-ASU-01	IREX
19.415	D	N	2,911	Professional and Cultural Exchange Programs-Citizen Exchanges		
23.001	D	N	21,308	Appalachian Regional Development		
23.002	I	N	1,954	Appalachian Area Development	20080108	Institute for Ed Ldrship, Inc.
23.011	D	N	1	Appalachian Research, Technical Assistance, and Demonstration Projects		
23.011	I	N	3,999	Appalachian Research, Technical Assistance, and Demonstration Projects	220011-02	East Tenn State University
43.001	D	N	193,850	Science		
45.024	D	N	20,233	Promotion of the Arts-Grants to Organizations and Individuals		
45.149	D	N	892	Promotion of the Humanities-Division of Preservation and Access		
45.163	D	N	4	Promotion of the Humanities-Professional Development		
47.049	D	N	176,298	Mathematical and Physical Sciences		
47.050	D	N	10,543	Geosciences		
47.050	I	N	5,120	Geosciences	09114190-S1	Vanderbilt University
47.074	D	N	613,713	Biological Sciences		
47.075	D	N	3,921	Social, Behavioral, and Economic Sciences		

SCHEDULE OF EXPENDITURES OF FEDERAL AWARDS (BY STATE AGENCY)

For the Fiscal Year Ended June 30, 2012

Federal CFDA Number	Direct/ Indirect	ARRA	Program Disbursements	CFDA Program Title	Pass-Through Number	Pass-Through Entity Name
47.076	D	N	818,072	Education and Human Resources		
47.076	I	N	7,271	Education and Human Resources	20003901AS	Macalester College
47.076	I	N	2,257	Education and Human Resources	40783-00-01B	Research Fdn of CUNY
47.078	D	N	75,310	Polar Programs		
47.082	D	Y	108,355	ARRA - Trans-NSF Recovery Act Research Support		
59	D	N	208,109	U. S. Small Business Administration		
66.034	D	N	41,970	Surveys, Studies, Research, Investigations, Demonstrations, and Special Purpose Activities Relating to the Clean Air Act		
66.516	D	N	53,567	P3 Award: National Student Design Competition for Sustainability		
81.041	I	Y	6,900	ARRA - State Energy Program	20120054	Wilkes Co. Tax Collector
84.007	D	N	211,577	Federal Supplemental Educational Opportunity Grants		
84.016	D	N	58,040	Undergraduate International Studies and Foreign Language Programs		
84.021	D	N	57,361	Overseas Programs-Group Projects Abroad		
84.033	D	N	624,804	Federal Work-Study Program		
84.038	D	N	4,471,676	Federal Perkins Loan Program-Federal Capital Contributions		
84.042	D	N	288,523	TRIO-Student Support Services		
84.047	D	N	639,101	TRIO-Upward Bound		
84.063	D	N	15,745,356	Federal Pell Grant Program		
84.116	D	N	36,598	Fund for the Improvement of Postsecondary Education		
84.268	D	N	78,714,489	Federal Direct Student Loans		
84.334	D	N	692,652	Gaining Early Awareness and Readiness for Undergraduate Programs		
84.375	D	N	9,408	Academic Competitiveness Grants		
93.855	D	N	117,300	Allergy, Immunology and Transplantation Research		
93.884	I	N	17,313	Grants for Training in Primary Care Medicine and Dentistry	WFUHS 16162	Wake Forest University
93.888	D	N	67,108	Specially Selected Health Projects		
94.002	D	N	58,515	Retired and Senior Volunteer Program		
94.011	D	N	467,994	Foster Grandparent Program		
94.016	D	N	355,962	Senior Companion Program		
98.012	I	N	32,837	USAID Development Partnerships for University Cooperation and Development	12-716	Arizona State University
			<u>105,716,207</u>	Total — Appalachian State University		

East Carolina University

10.001	D	N	158,094	Agricultural Research-Basic and Applied Research		
10.217	D	N	28,241	Higher Education Challenge Grants		
10.305	D	N	29,637	International Science and Education Grants		
11.112	I	Y	453	ARRA - Market Development Cooperator Program	47309	City of Washington, NC
11.303	I	N	17,231	Economic Development-Technical Assistance	08T1906Aurora	Town of Aurora
11.303	I	N	35	Economic Development-Technical Assistance	08T1906Beaufort	Beaufort County
11.303	I	N	19,021	Economic Development-Technical Assistance	08T1906Edgecombe	Edgecombe County
11.303	I	N	2,568	Economic Development-Technical Assistance	08T1906Hyde	Hyde County
11.303	I	N	5,622	Economic Development-Technical Assistance	08T1906Jones	Jones County
11.303	I	N	413	Economic Development-Technical Assistance	08T1906Pamlico	Pamlico County
11.303	I	N	103	Economic Development-Technical Assistance	08T1906Pitt	Pitt Co Schools
11.303	I	N	3,929	Economic Development-Technical Assistance	14228	Town of Roseboro
11.417	I	N	5,089	Sea Grant Support	12NCSG1079	Duke University
11.417	I	N	16,021	Sea Grant Support	SA7528114VV	University of Maryland
11.427	I	N	29,813	Fisheries Development and Utilization Research and Development Grants and Cooperative Agreements Program	003405TO04	Eastern Research Group
11.427	I	N	19,728	Fisheries Development and Utilization Research and Development Grants and Cooperative Agreements Program	NAO9NMF4720414	Commercial Fisheries Research Fdn

SCHEDULE OF EXPENDITURES OF FEDERAL AWARDS (BY STATE AGENCY)

For the Fiscal Year Ended June 30, 2012

Federal CFDA Number	Direct/ Indirect	ARRA	Program Disbursements	CFDA Program Title	Pass-Through Number	Pass-Through Entity Name
11.431	D	N	16,302	Climate and Atmospheric Research		
11.431	I	N	2,392	Climate and Atmospheric Research	10O29211557723	University of Pennsylvania
11.431	I	N	33,687	Climate and Atmospheric Research	416561354FA93122020	University of South Carolina
11.431	I	N	12,620	Climate and Atmospheric Research	SA1017-1118	Consortium for Ocean Leadership
11.432	I	N	2,466	National Oceanic and Atmospheric Administration (NOAA) Cooperative Institutes	19100136363001	Mississippi State University
11.433	I	N	417	Marine Fisheries Initiative	11101388690	Gulf & South Atl Fish Fdn
11.460	D	N	85,084	Special Oceanic and Atmospheric Projects		
11.463	D	N	36,339	Habitat Conservation		
11.473	I	N	14,759	Coastal Services Center	933920000020121	Skidway Inst Oceanography
11.609	I	Y	22,831	ARRA - Measurement and Engineering Research and Standards	2253660NANB10D016	University of Delaware
12.300	D	N	271,695	Basic and Applied Scientific Research		
12.300	I	N	256,363	Basic and Applied Scientific Research	114O165224208	Carnegie Mellon University
12.420	D	N	580,673	Military Medical Research and Development		
12.431	D	N	152,218	Basic Scientific Research		
12.431	I	N	170,178	Basic Scientific Research	UCHC628537981	University Connecticut
12.901	D	N	8,666	Mathematical Sciences Grants Program		
12.902	D	N	52,795	Information Security Grant Program		
14.228	I	N	4,102	Community Development Block Grants/State's Program and Non-Entitlement Grants in Hawaii	211797	Mississippi Dept of Archives
14.228	I	N	5,872	Community Development Block Grants/State's Program and Non-Entitlement Grants in Hawaii	212298	Town of Garysburg
14.228	I	N	7,076	Community Development Block Grants/State's Program and Non-Entitlement Grants in Hawaii	212301	Town of Hookerton
14.228	I	N	4,835	Community Development Block Grants/State's Program and Non-Entitlement Grants in Hawaii	212309	City of Washington, NC
14.228	I	N	10,846	Community Development Block Grants/State's Program and Non-Entitlement Grants in Hawaii	212310	Town of Aberdeen
14.228	I	N	3,927	Community Development Block Grants/State's Program and Non-Entitlement Grants in Hawaii	212315	Town of Roseboro
14.228	I	N	3,929	Community Development Block Grants/State's Program and Non-Entitlement Grants in Hawaii	212319	Washington County
14.228	I	N	3,931	Community Development Block Grants/State's Program and Non-Entitlement Grants in Hawaii	212321	Town of Yanceyville
14.228	I	N	10,707	Community Development Block Grants/State's Program and Non-Entitlement Grants in Hawaii	2123O22123O3	Town of Lewisston
14.228	I	N	10,677	Community Development Block Grants/State's Program and Non-Entitlement Grants in Hawaii	2123O8212312	Town of Winfall
14.228	I	N	7,024	Community Development Block Grants/State's Program and Non-Entitlement Grants in Hawaii	A1201030014NCAC19L	Town of Snow Hill
14.228	I	N	6,363	Community Development Block Grants/State's Program and Non-Entitlement Grants in Hawaii	A120108001	City of Kinston
15.235	I	N	27,963	Southern Nevada Public Land Management	117844OO	University of Nevada
15.423	D	N	51,697	Minerals Management Service (MMS) Environmental Studies Program (ESP)		
15.608	D	N	21,195	Fish and Wildlife Management Assistance		
15.611	D	N	4,376	Wildlife Restoration and Basic Hunter Education		
15.631	D	N	270	Partners for Fish and Wildlife		
15.650	D	N	24,075	Research Grants (Generic)		
15.657	D	N	27,470	Endangered Species Conservation-Recovery Implementation Funds		
15.808	D	N	18,827	U. S. Geological Survey-Research and Data Collection		
15.808	I	N	23,161	U. S. Geological Survey-Research and Data Collection	AV08NC0108HQGR0157	AmericaView
15.810	D	N	21,124	National Cooperative Geologic Mapping Program		
15.816	D	N	325	Minerals Resources External Research Program		

SCHEDULE OF EXPENDITURES OF FEDERAL AWARDS (BY STATE AGENCY)

For the Fiscal Year Ended June 30, 2012

Federal CFDA Number	Direct/ Indirect	ARRA	Program Disbursements	CFDA Program Title	Pass-Through Number	Pass-Through Entity Name
15.926	D	N	15,700	American Battlefield Protection		
16.004	I	N	9,734	Law Enforcement Assistance-Narcotics and Dangerous Drugs Training	A110268001	Greenville Police Dept
16.758	I	N	8,687	Improving the Investigation and Prosecution of Child Abuse and the Regional and Local Children's Advocacy Centers	14GREENNCSA12/SA11	National Children's Alliance
43.001	D	N	47,018	Science		
43.001	I	N	352	Science	211956	National Space Grant Fdn
43.001	I	N	68,642	Science	4100674052	Carnegie Inst of Washington
43.001	I	N	17,566	Science	Z647701/Z648601	University of Maryland
45.024	D	N	7,500	Promotion of the Arts-Grants to Organizations and Individuals		
45.024	I	N	17,550	Promotion of the Arts-Grants to Organizations and Individuals	211596	South Arts
45.024	I	N	3,917	Promotion of the Arts-Grants to Organizations and Individuals	38632012	South Arts
45.024	I	N	1,800	Promotion of the Arts-Grants to Organizations and Individuals	4043	South Arts
45.024	I	N	700	Promotion of the Arts-Grants to Organizations and Individuals	40712012	South Arts
45.025	D	N	6,000	Promotion of the Arts-Partnership Agreements		
45.129	I	N	1,571	Promotion of the Humanities-Federal/State Partnership	S1002	NC Humanities Council
45.129	I	N	450	Promotion of the Humanities-Federal/State Partnership	S1115	NC Humanities Council
45.161	D	N	59,702	Promotion of the Humanities-Research		
45.313	D	N	6,943	Laura Bush 21st Century Librarian Program		
47.049	D	N	549,721	Mathematical and Physical Sciences		
47.050	D	N	358,076	Geosciences		
47.050	I	N	21,334	Geosciences	1575600CE0939564	University Southern California
47.050	I	N	18,921	Geosciences	9055101018	Inst for Global Environ Strategies
47.050	I	N	2,309	Geosciences	O820075238173732	University of Maryland
47.074	D	N	664,361	Biological Sciences		
47.074	I	N	3,641	Biological Sciences	501053	Field Museum
47.074	I	N	78,786	Biological Sciences	6458DEB0830024	University of Connecticut
47.074	I	N	59,815	Biological Sciences	GA10618127098	University of Virginia
47.075	D	N	71,392	Social, Behavioral, and Economic Sciences		
47.076	D	N	128,500	Education and Human Resources		
47.076	I	N	17,531	Education and Human Resources	UFO8119	University of Florida
47.079	D	N	915	International Science and Engineering (OISE)		
47.082	D	Y	194,566	ARRA - Trans-NSF Recovery Act Research Support		
64.018	D	N	15,492	Sharing Specialized Medical Resources		
84.007	D	N	850,004	Federal Supplemental Educational Opportunity Grants		
84.031	D	N	452,641	Higher Education-Institutional Aid		
84.033	D	N	1,128,671	Federal Work-Study Program		
84.038	D	N	11,630,718	Federal Perkins Loan Program-Federal Capital Contributions		
84.063	D	N	29,437,000	Federal Pell Grant Program		
84.184	D	N	35,975	Safe and Drug-Free Schools and Communities-National Programs		
84.268	D	N	140,277,580	Federal Direct Student Loans		
84.324	I	N	9	Research in Special Education	211858	American Inst for Rsch
84.325	D	N	558,671	Special Education-Personnel Development to Improve Services and Results for Children with Disabilities		
84.327	I	N	16,867	Special Education-Technology and Media Services for Individuals with Disabilities	TRSUB1101	Western Oregon University
84.336	D	N	1,094,080	Teacher Quality Partnership Grants		
84.368	I	N	37,832	Grants for Enhanced Assessment Instruments	20112012S366B110034	Beaufort County Schls
84.375	D	N	3,125	Academic Competitiveness Grants		
84.928	I	N	25,323	Kidney Diseases, Urology and Hematology Research	07NC11	Natl Writing Project
93.061	D	N	231	Innovations in Applied Public Health Research		
93.068	I	N	16,524	Chronic Diseases: Research, Control, and Prevention	ASPREE	Wake Forest University

SCHEDULE OF EXPENDITURES OF FEDERAL AWARDS (BY STATE AGENCY)

For the Fiscal Year Ended June 30, 2012

Federal CFDA Number	Direct/ Indirect	ARRA	Program Disbursements	CFDA Program Title	Pass-Through Number	Pass-Through Entity Name
93.068	I	N	301,271	Chronic Diseases: Research, Control, and Prevention	WFUHS30209	Wake Forest University
93.086	D	N	159,250	Healthy Marriage Promotion and Responsible Fatherhood Grants		
93.103	D	N	3,728	Food and Drug Administration-Research		
93.113	D	N	741,864	Environmental Health		
93.113	I	N	15,689	Environmental Health	212419	Research Triangle Institute International
93.113	I	N	160,134	Environmental Health	234	Research Triangle Institute International
93.113	I	N	182,931	Environmental Health	23400212794	Research Triangle Institute International
93.113	I	N	110,701	Environmental Health	334002124974	Research Triangle Institute International
93.113	I	N	70,182	Environmental Health	O314301	Boston Med Ctr
93.124	D	N	11,813	Nurse Anesthetist Traineeships		
93.135	I	N	23,803	Centers for Research and Demonstration for Health Promotion and Disease Prevention	TASKORDER0009/0027	Natl Environ Health Assoc
93.137	D	N	29,468	Community Programs to Improve Minority Health Grant Program		
93.137	I	N	70,303	Community Programs to Improve Minority Health Grant Program	211326	Greene Co Health Care
93.153	D	N	521,652	Coordinated Services and Access to Research for Women, Infants, Children, and Youth		
93.173	D	N	244,887	Research Related to Deafness and Communication Disorders		
93.173	I	N	5,775	Research Related to Deafness and Communication Disorders	WFUHS5331	Wake Forest University
93.224	I	N	20,120	Consolidated Health Centers (Community Health Centers, Migrant Health Centers, Health Care for the Homeless, Public Housing Primary Care, and School Based Health Centers)	A080146006	Greene Co Health Care
93.224	I	N	35,945	Consolidated Health Centers (Community Health Centers, Migrant Health Centers, Health Care for the Homeless, Public Housing Primary Care, and School Based Health Centers)	A120057001	Greene Co Health Care
93.224	I	N	24,448	Consolidated Health Centers (Community Health Centers, Migrant Health Centers, Health Care for the Homeless, Public Housing Primary Care, and School Based Health Centers)	A120070001	Greene Co Health Care
93.236	D	N	313,213	Grants to States to Support Oral Health Workforce Activities		
93.242	D	N	436,441	Mental Health Research Grants		
93.247	D	N	255,950	Advanced Nursing Education Grant Program		
93.250	D	N	78,231	Geriatric Academic Career Awards		
93.273	D	N	818,084	Alcohol Research Programs		
93.273	I	N	165	Alcohol Research Programs	132K230	University Wisconsin
93.279	D	N	94,453	Drug Abuse and Addiction Research Programs		
93.279	I	N	2,499	Drug Abuse and Addiction Research Programs	ERH18	Florida Atlantic University
93.283	D	N	101,940	Centers for Disease Control and Prevention-Investigations and Technical Assistance		
93.283	I	N	69,026	Centers for Disease Control and Prevention-Investigations and Technical Assistance	12095U50DC300860	Assoc Prevention Teaching & Research
93.283	I	N	229	Centers for Disease Control and Prevention-Investigations and Technical Assistance	211696	AAMC
93.283	I	N	174,439	Centers for Disease Control and Prevention-Investigations and Technical Assistance	23120212356	Research Triangle Institute International
93.333	D	N	24,986	Clinical Research		
93.342	D	N	25,226	Health Professions Student Loans, Including Primary Care Loans/Loans for Disadvantaged Students		
93.351	D	N	142,947	Research Infrastructure Programs		
93.358	D	N	83,483	Advanced Nursing Education Traineeships		
93.364	D	N	386,890	Nursing Student Loans		
93.393	D	N	348,315	Cancer Cause and Prevention Research		
93.395	D	N	129,803	Cancer Treatment Research		
93.395	I	N	2,358	Cancer Treatment Research	10602/10603	University of Chicago
93.395	I	N	11,204	Cancer Treatment Research	40601	University of Chicago
93.395	I	N	864	Cancer Treatment Research	8461	University of Chicago
93.395	I	N	9	Cancer Treatment Research	8817	Amer Coll Radiology

SCHEDULE OF EXPENDITURES OF FEDERAL AWARDS (BY STATE AGENCY)

For the Fiscal Year Ended June 30, 2012

Federal CFDA Number	Direct/ Indirect	ARRA	Program Disbursements	CFDA Program Title	Pass-Through Number	Pass-Through Entity Name
93.395	I	N	1,364	Cancer Treatment Research	9665	University of Chicago
93.395	I	N	1,357	Cancer Treatment Research	B43	NSABP Fdn
93.395	I	N	3,042	Cancer Treatment Research	B46	NSABP Fdn
93.395	I	N	2,787	Cancer Treatment Research	C08	NSABP Fdn
93.395	I	N	4,435	Cancer Treatment Research	PINDECU01	NSABP Fdn
93.395	I	N	83	Cancer Treatment Research	RTOG0247	Amer Coll Radiology
93.395	I	N	62	Cancer Treatment Research	RTOG0521	Amer Coll Radiology
93.395	I	N	136	Cancer Treatment Research	RTOG9408	Amer Coll Radiology
93.395	I	N	112	Cancer Treatment Research	RTOG9413	Amer Coll Radiology
93.395	I	N	10	Cancer Treatment Research	RTOG9804	Amer Coll Radiology
93.395	I	N	6,599	Cancer Treatment Research	SWOG0500	University of Chicago
93.395	I	N	3,702	Cancer Treatment Research	TFED35194	NSABP Fdn
93.395	I	N	3,146	Cancer Treatment Research	U10CA021661	Amer Coll Radiology
93.396	D	N	149,407	Cancer Biology Research		
93.398	D	N	9,426	Cancer Research Manpower		
93.399	I	N	1,368	Cancer Control	70604	Cancer and Leukemia Group
93.399	I	N	9,406	Cancer Control	PFED21ECU01	NSABP Fdn
93.405	D	Y	7,886	ARRA - Public Health Traineeship Program		
93.701	D	Y	594,878	ARRA - Trans-NIH Recovery Act Research Support		
93.701	I	Y	8,202	ARRA - Trans-NIH Recovery Act Research Support	WU11187	Washington University
93.837	D	N	1,033,124	Cardiovascular Diseases Research		
93.837	I	N	15,583	Cardiovascular Diseases Research	148732	Duke University
93.837	I	N	3,669	Cardiovascular Diseases Research	2030346	Duke University
93.837	I	N	10,848	Cardiovascular Diseases Research	214527	Mt Sinai School of Medicine
93.837	I	N	12,535	Cardiovascular Diseases Research	214529	Mt Sinai School of Medicine
93.837	I	N	18,410	Cardiovascular Diseases Research	M12A11364	Yale University
93.837	I	N	1,519	Cardiovascular Diseases Research	SWOG0500	Mt Sinai School of Medicine
93.837	I	Y	141,026	ARRA - Cardiovascular Diseases Research	203016	Duke University
93.839	I	N	36,654	Blood Diseases and Resources Research	101543734	Baylor Univ Com
93.839	I	N	139	Blood Diseases and Resources Research	7210027	St Jude Childrens Hosp
93.846	D	N	629,411	Arthritis, Musculoskeletal and Skin Diseases Research		
93.846	I	N	6,511	Arthritis, Musculoskeletal and Skin Diseases Research	12002	Wake Forest University
93.846	I	N	383	Arthritis, Musculoskeletal and Skin Diseases Research	3001841559	University of Michigan
93.847	D	N	1,283,127	Diabetes, Digestive, and Kidney Diseases Extramural Research		
93.847	I	N	930	Diabetes, Digestive, and Kidney Diseases Extramural Research	212343	Childs Hosp Philadelphia
93.847	I	N	14,616	Diabetes, Digestive, and Kidney Diseases Extramural Research	212346	Care Cains Design
93.847	I	N	790	Diabetes, Digestive, and Kidney Diseases Extramural Research	O8371001	Childrens Research Institute
93.848	I	N	224,265	Digestive Diseases and Nutrition Research	3320R01DK78191	University of Pittsburgh
93.849	D	N	87,276	Kidney Diseases, Urology and Hematology Research		
93.853	D	N	673,980	Extramural Research Programs in the Neurosciences and Neurological Disorders		
93.853	I	N	7,438	Extramural Research Programs in the Neurosciences and Neurological Disorders	A07186	Yale University
93.853	I	N	6,116	Extramural Research Programs in the Neurosciences and Neurological Disorders	M08A00767	Yale University
93.853	I	N	151	Extramural Research Programs in the Neurosciences and Neurological Disorders	WU09184	Washington University
93.853	I	N	3,250	Extramural Research Programs in the Neurosciences and Neurological Disorders	WU10232	Washington University
93.855	D	N	843,506	Allergy, Immunology and Transplantation Research		
93.855	I	N	153,653	Allergy, Immunology and Transplantation Research	7439A	University of Texas
93.859	D	N	31,299	Biomedical Research and Research Training		
93.859	I	Y	58,171	ARRA - Biomedical Research and Research Training	9000613	University of Pittsburgh
93.865	D	N	9,067	Child Health and Human Development Extramural Research		
93.865	I	N	7,256	Child Health and Human Development Extramural Research	NICHD200518	Duke University

SCHEDULE OF EXPENDITURES OF FEDERAL AWARDS (BY STATE AGENCY)

For the Fiscal Year Ended June 30, 2012

Federal CFDA Number	Direct/ Indirect	ARRA	Program Disbursements	CFDA Program Title	Pass-Through Number	Pass-Through Entity Name
93.866	D	N	1,272	Aging Research		
93.884	D	N	314,767	Grants for Training in Primary Care Medicine and Dentistry		
93.887	D	N	219,780	Health Care and Other Facilities		
93.918	D	N	451,881	Grants to Provide Outpatient Early Intervention Services with Respect to HIV Disease		
93.925	D	N	62,252	Scholarships for Health Professions Students from Disadvantaged Backgrounds		
93.943	I	N	43,665	Epidemiologic Research Studies of Acquired Immunodeficiency Syndrome (AIDS) and Human Immunodeficiency Virus (HIV) Infection in Selected Population Groups	82100800O66	Family Health International
93.959	I	N	2,313	Block Grants for Prevention and Treatment of Substance Abuse	WFOHS32431	Wake Forest University
93.959	I	N	58,537	Block Grants for Prevention and Treatment of Substance Abuse	WFOHS32432	Wake Forest University
93.964	D	N	12,500	Prevention and Public Health Fund (PPHF) Public Health Traineeships		
97.001	I	N	3,022	Pilot Demonstration or Earmarked Projects	2011DFS	Donalds Flying Serv
97.001	I	N	1,625	Pilot Demonstration or Earmarked Projects	264SA11A	Geo Marine
97.012	I	N	37,004	Boating Safety Financial Assistance	20111102.26	US Power Squadrons
			<u>203,945,146</u>	Total — East Carolina University		

Elizabeth City State University

12.300	D	N	25,760	Basic and Applied Scientific Research		
12.431	D	N	294,494	Basic Scientific Research		
14.169	D	N	26,475	Housing Counseling Assistance Program		
14.520	D	N	489,904	Historically Black Colleges and Universities Program		
15.608	D	N	9,523	Fish and Wildlife Management Assistance		
15.923	D	Y	398,812	ARRA - National Center for Preservation Technology and Training		
43.001	D	N	36,754	Science		
43.008	D	N	118,361	Education		
45.149	D	N	5,493	Promotion of the Humanities-Division of Preservation and Access		
47.049	D	N	45,360	Mathematical and Physical Sciences		
47.050	D	N	68	Geosciences		
47.050	I	N	36,446	Geosciences	07-081	University of New Hampshire
47.050	I	N	11,668	Geosciences	48-142-30	Indiana University
47.070	D	N	39,167	Computer and Information Science and Engineering		
47.074	D	N	4,994	Biological Sciences		
47.076	D	N	223,895	Education and Human Resources		
47.076	I	N	21,033	Education and Human Resources	DUE0525433	University of New Hampshire
47.076	I	N	84,363	Education and Human Resources	GA10652-128694	University of Virginia
47.078	D	N	254,388	Polar Programs		
47.078	I	N	372,418	Polar Programs	ANT-0424589	University of Kansas
81.087	I	N	312	Renewable Energy Research and Development	21E008-03	Texas Tech University
84.007	D	N	359,621	Federal Supplemental Educational Opportunity Grants		
84.031	D	N	5,125,632	Higher Education-Institutional Aid		
84.033	D	N	316,182	Federal Work-Study Program		
84.038	D	N	1,018,005	Federal Perkins Loan Program-Federal Capital Contributions		
84.042	D	N	318,197	TRIO-Student Support Services		
84.044	D	N	79,952	TRIO-Talent Search		
84.047	D	N	357,091	TRIO-Upward Bound		
84.063	D	N	10,427,465	Federal Pell Grant Program		
84.120	D	N	132,833	Minority Science and Engineering Improvement		
84.217	D	N	245,844	TRIO-McNair Post-Baccalaureate Achievement		
84.268	D	N	17,108,145	Federal Direct Student Loans		
84.363	D	N	615,681	School Leadership		

SCHEDULE OF EXPENDITURES OF FEDERAL AWARDS (BY STATE AGENCY)

For the Fiscal Year Ended June 30, 2012

Federal CFDA Number	Direct/ Indirect	ARRA	Program Disbursements	CFDA Program Title	Pass-Through Number	Pass-Through Entity Name
84.379	D	N	66,500	Teacher Education Assistance for College and Higher Education Grants (TEACH Grants)		
84.382	D	N	611,358	Strengthening Minority-Serving Institutions		
93.307	D	N	245,284	Minority Health and Health Disparities Research		
93.855	D	N	70,983	Allergy, Immunology and Transplantation Research		
93.859	D	N	430,271	Biomedical Research and Research Training		
98.001	D	N	1,468,674	USAID Foreign Assistance for Programs Overseas		
			<u>41,497,406</u>	Total — Elizabeth City State University		

Fayetteville State University

10.001	D	N	92,908	Agricultural Research-Basic and Applied Research		
11.557	D	N	159,569	Broadband Technology Opportunities Program (BTOP)		
12.420	D	N	171,658	Military Medical Research and Development		
12.431	D	N	187,753	Basic Scientific Research		
14.520	D	N	75,923	Historically Black Colleges and Universities Program		
43.008	D	N	11,841	Education		
47.076	D	N	656,292	Education and Human Resources		
47.082	D	Y	30,887	ARRA - Trans-NSF Recovery Act Research Support		
59.044	D	N	183,899	Veterans Business Development		
84.007	D	N	851,941	Federal Supplemental Educational Opportunity Grants		
84.031	D	N	6,076,566	Higher Education-Institutional Aid		
84.033	D	N	425,113	Federal Work-Study Program		
84.038	D	N	2,568,128	Federal Perkins Loan Program-Federal Capital Contributions		
84.042	D	N	336,291	TRIO-Student Support Services		
84.044	D	N	49,862	TRIO-Talent Search		
84.047	D	N	282,305	TRIO-Upward Bound		
84.063	D	N	16,430,116	Federal Pell Grant Program		
84.066	D	N	390,680	TRIO-Educational Opportunity Centers		
84.120	D	N	157,308	Minority Science and Engineering Improvement		
84.217	D	N	184,256	TRIO-McNair Post-Baccalaureate Achievement		
84.268	D	N	30,243,912	Federal Direct Student Loans		
84.334	D	N	999,563	Gaining Early Awareness and Readiness for Undergraduate Programs		
84.370	D	N	872	DC School Choice Incentive Program		
84.379	D	N	129,000	Teacher Education Assistance for College and Higher Education Grants (TEACH Grants)		
84.382	D	N	667,729	Strengthening Minority-Serving Institutions		
93.307	D	N	3,350	Minority Health and Health Disparities Research		
93.779	D	N	80	Centers for Medicare and Medicaid Services (CMS) Research, Demonstrations and Evaluations		
93.822	D	N	20,428	Health Careers Opportunity Program		
93.859	D	N	318,112	Biomedical Research and Research Training		
94.005	D	N	172,336	Learn and Serve America-Higher Education		
			<u>61,878,678</u>	Total — Fayetteville State University		

North Carolina Agricultural & Technical State University

10	D	N	199,089	U. S. Department of Agriculture		
10	I	N	4,516	U. S. Department of Agriculture	CANFVSU-08-016	Fort Valley State University
10	I	N	4,519	U. S. Department of Agriculture	CR-19070-546160	Virginia Polytechnic Institute and State University
10	I	N	358	U. S. Department of Agriculture	N/A	Colorado State University
10	I	N	14,130	U. S. Department of Agriculture	RC100236NC	The Regents of the University of Michigan

SCHEDULE OF EXPENDITURES OF FEDERAL AWARDS (BY STATE AGENCY)

For the Fiscal Year Ended June 30, 2012

Federal CFDA Number	Direct/ Indirect	ARRA	Program Disbursements	CFDA Program Title	Pass-Through Number	Pass-Through Entity Name
10.169	D	N	33,637	Specialty Crop Block Grant Program		
10.200	D	N	8,625	Grants for Agricultural Research, Special Research Grants		
10.202	D	N	12,853	Cooperative Forestry Research		
10.205	D	N	2,416,531	Payments to 1890 Land-Grant Colleges and Tuskegee University		
10.206	D	N	2,622,528	Grants for Agricultural Research-Competitive Research-Grants		
10.210	D	N	47,093	Food and Agricultural Sciences National Needs Graduate Fellowship Grants		
10.215	I	N	9,462	Sustainable Agriculture Research and Education	RD309-101/3842758	University of Georgia
10.216	D	N	922,139	1890 Institution Capacity Building Grants		
10.216	I	N	29,969	1890 Institution Capacity Building Grants	2010-20571-NCA&T	University of Maryland-Eastern Shore
10.217	I	N	20,646	Higher Education Challenge Grants	416-43-24 B	Iowa State University
10.217	I	N	3,091	Higher Education Challenge Grants	63630	Ohio State University
10.220	D	N	41,554	Higher Education Multicultural Scholars Program		
10.224	D	N	1,915,109	Fund for Rural America-Research, Education, and Extension Activities		
10.250	D	N	55,113	Agricultural and Rural Economic Research, Cooperative Agreements and Collaborations		
10.303	I	N	30,335	Integrated Programs	BFK500-SB-003	University of Idaho
10.303	I	N	44,751	Integrated Programs	Subaward No 451012	Texas A&M University
10.305	D	N	131,918	International Science and Education Grants		
10.306	I	N	13,616	Biodiesel	416-40-39B	Iowa State University
10.309	I	N	253,953	Specialty Crop Research Initiative	UF11100	University of Florida
10.310	D	N	14,978	Agriculture and Food Research Initiative (AFRI)		
10.311	D	N	81,982	Beginning Farmer and Rancher Development Program		
10.313	I	N	50,288	Veterinary Medicine Loan Repayment Program	62524.9499	Cornell University
10.443	D	N	70,267	Outreach and Assistance for Socially Disadvantaged Farmers and Ranchers		
10.455	D	N	50,756	Community Outreach and Assistance Partnership Program		
10.500	D	N	195,170	Cooperative Extension Service		
10.500	I	N	14,224	Cooperative Extension Service	RE675-161/4786336	University of Georgia
10.664	I	N	2,944	Cooperative Forestry Assistance	RE353-420/478658	University of Georgia
10.902	D	N	26,373	Soil and Water Conservation		
11	D	N	22,359	U. S. Department of Commerce		
11.481	D	N	1,613,244	Educational Partnership Program		
12	D	N	722,347	U. S. Department of Defense		
12	I	N	199,115	U. S. Department of Defense	09-2009-K12-0097	Guilford County Schools NC
12	I	N	125,003	U. S. Department of Defense	11-S567-0015-02-C7	Universal Technology Corporation
12	I	N	143,136	U. S. Department of Defense	316091	University of Maryland
12	I	N	11,429	U. S. Department of Defense	BAA8095022	Viecore FSD, Inc.
12	I	N	158,424	U. S. Department of Defense	DTRA0016	Penn State University
12	I	N	17,759	U. S. Department of Defense	DTRA0025	Penn State University
12	I	N	11,590	U. S. Department of Defense	DTRA0025-TASK 2A	Penn State University
12	I	N	9,939	U. S. Department of Defense	FA8650-08-D-2806	Universal Technology Corporation
12	I	N	108,737	U. S. Department of Defense	MOA Dated 6-1-11	Thurgood Marshall College Fund
12	I	N	5,633	U. S. Department of Defense	MP-NC A&T SU-SC-01	Binary Group, Inc
12	I	N	76,880	U. S. Department of Defense	N/A	National Action Council for Minorities in Engineering Inc
12	I	N	10,946	U. S. Department of Defense	NCAT 1-S567-0016-02-C2	Clarkson Aerospace
12	I	N	5,215	U. S. Department of Defense	NCAT 11-S567-0016-02-C2	Clarkson Aerospace
12	I	N	157,757	U. S. Department of Defense	NCAT-03-01	Virginia Polytechnic Institute and State University
12	I	N	186,646	U. S. Department of Defense	P.O. #FP11713	University of Alaska
12	I	N	37,301	U. S. Department of Defense	S11-36	Penn State University
12	I	N	43,155	U. S. Department of Defense	T12-6300-NCAT	National Institute of Aerospace Assoc
12	I	N	46,481	U. S. Department of Defense	X07-7019-NCAT	National Institute of Aerospace Assoc

SCHEDULE OF EXPENDITURES OF FEDERAL AWARDS (BY STATE AGENCY)

For the Fiscal Year Ended June 30, 2012

Federal CFDA Number	Direct/ Indirect	ARRA	Program Disbursements	CFDA Program Title	Pass-Through Number	Pass-Through Entity Name
12.300	D	N	616,350	Basic and Applied Scientific Research		
12.300	I	N	21,356	Basic and Applied Scientific Research	UF-EIES-1102002-NCA	University of Florida
12.431	D	N	5,744	Basic Scientific Research		
12.431	I	N	1,170,529	Basic Scientific Research	Z845802	University of Maryland
14	I	N	35,512	U. S. Department of Housing and Urban Development	Agreement Dated 4-1-11	City of Greensboro
14	I	N	45,628	U. S. Department of Housing and Urban Development	Agreement Dated 4/21/11	Piedmont Triad Council of Governments
14.520	D	N	374,821	Historically Black Colleges and Universities Program		
16.731	I	N	4,597	Tribal Youth Program	2011-TY-FX-0031	National 4-H Council
20	D	N	227,070	U. S. Department of Transportation		
20	I	N	6,184	U. S. Department of Transportation	DTFH61-11-G-0008	Carter G. Woodson School of Challenge
20	I	N	23,658	U. S. Department of Transportation	DTRT07-G-0004	University of Tennessee-Knoxville
43	D	N	1,228,232	National Aeronautics and Space Administration		
43.001	D	N	9,487	Science		
47	I	N	4,535	National Science Foundation	61309-01	Embry-Riddle Aeronautical University
47	I	N	18,427	National Science Foundation	Agreement Signed 11/29/07	Consortium of Universities for Research in Earthquake Engine
47	I	N	42,262	National Science Foundation	Email Date 09022010	Product Innovation and Engineering
47.041	D	N	4,418,314	Engineering Grants		
47.041	I	N	49,909	Engineering Grants	2007-06015-04	University of Illinois
47.041	I	N	193,484	Engineering Grants	EEC-0540834	University of Minnesota
47.049	D	N	331,384	Mathematical and Physical Sciences		
47.050	D	N	82,414	Geosciences		
47.070	D	N	195,864	Computer and Information Science and Engineering		
47.070	I	N	1,920	Computer and Information Science and Engineering	2975-07-0580NCAT	Star Alliance
47.074	D	N	100,562	Biological Sciences		
47.074	I	N	494,194	Biological Sciences	61-2075NC	Michigan State University
47.075	D	N	75,013	Social, Behavioral, and Economic Sciences		
47.076	D	N	3,464,439	Education and Human Resources		
47.076	I	N	8,400	Education and Human Resources	0930243	Prairie View A&M University
47.076	I	N	8,234	Education and Human Resources	930243	Prairie View A&M University
47.076	I	N	5,141	Education and Human Resources	DUE-0717577	University of Wisconsin Madison
47.076	I	N	3,113	Education and Human Resources	UF-EIES-1109030-NCA	University of Florida
47.079	D	N	10,829	International Science and Engineering (OISE)		
47.079	I	N	42,321	International Science and Engineering (OISE)	3027-NCATS-NSF-0062	Penn State University
47.081	D	N	38,276	Office of Experimental Program to Stimulate Competitive Research		
47.081	D	Y	198,073	ARRA - Office of Experimental Program to Stimulate Competitive Research		
66	D	N	41,818	U. S. Environmental Protection Agency		
66.202	I	N	8,632	Congressionally Mandated Projects	EPA83438801	Consortium for Plant Biotechnology Research, Inc
66.461	I	N	9,937	Regional Wetland Program Development Grants	429-20-06	Iowa State University
77.006	D	N	16,845	U. S. Nuclear Regulatory Commission Nuclear Education Grant Program		
81	D	N	423	U. S. Department of Energy		
81	D	Y	186,446	ARRA - U. S. Department of Energy		
81	I	N	461	U. S. Department of Energy	Check #32829	Thurgood Marshall College Fund
81	I	Y	13,975	ARRA - U. S. Department of Energy	4/7/11	Florida Solar Energy Center
81	I	Y	26,028	ARRA - U. S. Department of Energy	Contract Dated 10/12/11	City of Greensboro
81.087	D	N	31,084	Renewable Energy Research and Development		
81.089	D	N	118,802	Fossil Energy Research and Development		
81.123	D	N	160,005	National Nuclear Security Administration (NNSA) Minority Serving Institutions (MSI) Program		
84	D	N	86,404	U. S. Department of Education		
84.007	D	N	462,572	Federal Supplemental Educational Opportunity Grants		

SCHEDULE OF EXPENDITURES OF FEDERAL AWARDS (BY STATE AGENCY)

For the Fiscal Year Ended June 30, 2012

Federal CFDA Number	Direct/ Indirect	ARRA	Program Disbursements	CFDA Program Title	Pass-Through Number	Pass-Through Entity Name
84.031	D	N	19,206,533	Higher Education-Institutional Aid		
84.033	D	N	365,679	Federal Work-Study Program		
84.038	D	N	1,692,635	Federal Perkins Loan Program-Federal Capital Contributions		
84.042	D	N	229,697	TRIO-Student Support Services		
84.047	D	N	658,156	TRIO-Upward Bound		
84.063	D	N	25,363,416	Federal Pell Grant Program		
84.120	D	N	129,896	Minority Science and Engineering Improvement		
84.129	D	N	376,281	Rehabilitation Long-Term Training		
84.215	D	N	27,440	Fund for the Improvement of Education		
84.217	D	N	218,607	TRIO-McNair Post-Baccalaureate Achievement		
84.268	D	N	74,129,800	Federal Direct Student Loans		
84.315	D	N	162,748	Capacity Building for Traditionally Underserved Populations		
84.325	D	N	94,620	Special Education-Personnel Development to Improve Services and Results for Children with Disabilities		
84.350	D	N	96,907	Transition to Teaching		
93	I	N	1,263	U. S. Department of Health and Human Services	EP4833700	Guilford Child Development
93	I	N	6,000	U. S. Department of Health and Human Services	Letter Dated 7-27-11	The American Society for Cell Biology
93.061	D	Y	61,008	ARRA - Innovations in Applied Public Health Research		
93.113	D	N	166,868	Environmental Health		
93.173	I	N	16,410	Research Related to Deafness and Communication Disorders	210-1096387-58164	State University of New York
93.243	I	N	4,794	Substance Abuse and Mental Health Services-Projects of Regional and National Significance	Award Ltr Dated 11/4/11 & Cont	Substance Abuse and Mental Health Services Administration
93.243	I	N	9,938	Substance Abuse and Mental Health Services-Projects of Regional and National Significance	T1-020447	Morehouse School of Medicine
93.307	D	N	766,645	Minority Health and Health Disparities Research		
93.395	D	N	228,636	Cancer Treatment Research		
93.397	D	N	257,115	Cancer Centers Support Grants		
93.600	D	N	15,549	Head Start		
93.769	D	Y	49,501	ARRA - Demonstration to Maintain Independence and Employment		
93.846	I	N	4,441	Arthritis, Musculoskeletal and Skin Diseases Research	7744	University of Cincinnati
93.859	D	N	894,704	Biomedical Research and Research Training		
93.859	I	N	33,323	Biomedical Research and Research Training	12-NIH-1009	Duke University
93.859	I	N	25,034	Biomedical Research and Research Training	T36GM095335	Carnegie Mellon University
93.865	I	N	12,581	Child Health and Human Development Extramural Research	6707SC	University of California at San Francisco
93.866	I	N	268,732	Aging Research	5-31230	The Trustees of Columbia University
93.888	D	N	45,168	Specially Selected Health Projects		
97	I	N	29,462	U. S. Department of Homeland Security	120810	Oak Ridge Institute for Science and Education
97	I	N	70,412	U. S. Department of Homeland Security	Subcontract # 3-312-0212782	RTI International
97.062	D	N	159,752	Scientific Leadership Awards		
97.077	D	N	24,319	Homeland Security Research Testing, Evaluation, and Demonstration of Technologies Related to Nuclear Detection		
98.001	I	N	243,648	USAID Foreign Assistance for Programs Overseas	425955-19070	Virginia Polytechnic Institute and State University
98.001	I	N	46,613	USAID Foreign Assistance for Programs Overseas	Subaward #2010-07200-04	University of Illinois-Urbana-Champaign
			<u>153,969,652</u>	Total — North Carolina Agricultural & Technical State University		
North Carolina Central University						
11.557	D	Y	381,473	ARRA - Broadband Technology Opportunities Program (BTOP)		
12.420	D	N	110,633	Military Medical Research and Development		
12.431	D	N	369,458	Basic Scientific Research		
14.520	D	N	198,840	Historically Black Colleges and Universities Program		

SCHEDULE OF EXPENDITURES OF FEDERAL AWARDS (BY STATE AGENCY)

For the Fiscal Year Ended June 30, 2012

Federal CFDA Number	Direct/ Indirect	ARRA	Program Disbursements	CFDA Program Title	Pass-Through Number	Pass-Through Entity Name
16.541	D	N	122,807	Part E-Developing, Testing and Demonstrating Promising New Programs		
43.001	I	N	8,350	Science	12-002JNA	Deleware State University
45.313	D	N	305,295	Laura Bush 21st Century Librarian Program		
47.041	D	N	83,841	Engineering Grants		
47.049	I	N	43,610	Mathematical and Physical Sciences	12-NSF-1026	Duke University
47.050	D	N	68,049	Geosciences		
47.074	D	N	16,438	Biological Sciences		
47.074	I	N	61,586	Biological Sciences	09-NSF-1033	Duke University
47.076	D	N	1,504,107	Education and Human Resources		
47.082	D	Y	48,900	ARRA - Trans-NSF Recovery Act Research Support		
81.049	D	N	165,375	Office of Science Financial Assistance Program		
81.086	I	Y	77,926	ARRA - Conservation Research and Development	4105-39625	Purdue University
81.087	D	N	28,786	Renewable Energy Research and Development		
84.007	D	N	904,078	Federal Supplemental Educational Opportunity Grants		
84.031	D	N	8,927,579	Higher Education-Institutional Aid		
84.033	D	N	800,886	Federal Work-Study Program		
84.038	D	N	6,647,271	Federal Perkins Loan Program-Federal Capital Contributions		
84.063	D	N	19,283,583	Federal Pell Grant Program		
84.129	D	N	86,600	Rehabilitation Long-Term Training		
84.153	D	N	49,424	Business and International Education Projects		
84.268	D	N	83,437,727	Federal Direct Student Loans		
84.325	D	N	391,430	Special Education-Personnel Development to Improve Services and Results for Children with Disabilities		
84.350	D	N	-5	Transition to Teaching		
84.375	D	N	375	Academic Competitiveness Grants		
84.379	D	N	40,500	Teacher Education Assistance for College and Higher Education Grants (TEACH Grants)		
93.121	D	N	26,144	Oral Diseases and Disorders Research		
93.243	I	N	13,922	Substance Abuse and Mental Health Services-Projects of Regional and National Significance	12-0049	Morehouse School of Medicine
93.273	D	N	728,673	Alcohol Research Programs		
93.279	D	N	113,789	Drug Abuse and Addiction Research Programs		
93.307	D	N	1,582,478	Minority Health and Health Disparities Research		
93.364	D	N	27,329	Nursing Student Loans		
93.393	D	N	8,748	Cancer Cause and Prevention Research		
93.393	I	N	11,547	Cancer Cause and Prevention Research	26207/98012664	University of Texas (MDACC)
93.394	I	N	2,211	Cancer Detection and Diagnosis Research	1R43CA128163-01A1	Southeast Techniventures
93.395	D	N	70,963	Cancer Treatment Research		
93.396	D	N	62,508	Cancer Biology Research		
93.397	D	N	1,192,571	Cancer Centers Support Grants		
93.399	D	N	-720	Cancer Control		
93.701	D	Y	127,539	ARRA - Trans-NIH Recovery Act Research Support		
93.837	D	N	473,010	Cardiovascular Diseases Research		
93.847	D	N	730,667	Diabetes, Digestive, and Kidney Diseases Extramural Research		
93.847	I	N	5,058	Diabetes, Digestive, and Kidney Diseases Extramural Research	2960-2011-0048	Southeast Techniventures
93.853	D	N	6,804	Extramural Research Programs in the Neurosciences and Neurological Disorders		
93.855	D	N	334,644	Allergy, Immunology and Transplantation Research		
93.855	I	N	18,469	Allergy, Immunology and Transplantation Research	10-NIH-1113	Duke University
93.859	D	N	683,742	Biomedical Research and Research Training		
94.018	D	N	2,332	Learn and Serve America Innovative Community-Based Service-Learning Programs		

SCHEDULE OF EXPENDITURES OF FEDERAL AWARDS (BY STATE AGENCY)

For the Fiscal Year Ended June 30, 2012

Federal CFDA Number	Direct/ Indirect	ARRA	Program Disbursements	CFDA Program Title	Pass-Through Number	Pass-Through Entity Name
97.005	I	N	63,638	State and Local Homeland Security National Training Program	451759-09-158	Eastern Kentucky University
97.005	I	N	317,562	State and Local Homeland Security National Training Program	452026-10-243	Eastern Kentucky University
97.061	D	N	1,151	Centers for Homeland Security		
			<u>130,769,701</u>	Total — North Carolina Central University		
North Carolina School of the Arts						
47.076	I	N	8,901	Education and Human Resources	08-004	Wake Forest
59.059	D	N	100,000	Congressional Grants		
84.007	D	N	36,261	Federal Supplemental Educational Opportunity Grants		
84.033	D	N	41,002	Federal Work-Study Program		
84.038	D	N	537,292	Federal Perkins Loan Program-Federal Capital Contributions		
84.063	D	N	976,088	Federal Pell Grant Program		
84.268	D	N	6,682,641	Federal Direct Student Loans		
93.889	D	N	290	National Bioterrorism Hospital Preparedness Program		
			<u>8,382,475</u>	Total — North Carolina School of the Arts		
North Carolina State University						
10	D	N	1,819,544	U. S. Department of Agriculture		
10	I	N	509	U. S. Department of Agriculture	1100100755	University of Florida
10	I	N	37,222	U. S. Department of Agriculture	1201-005	Nat'l Wildlife Fed.
10	I	N	97,280	U. S. Department of Agriculture	163RFP#2010-001	U. S. Endow for Forest & Comm.
10	I	N	4,013	U. S. Department of Agriculture	2010-1607	Southern Region Ipm Center
10	I	N	10,395	U. S. Department of Agriculture	2011-0555	National Watermelon Promo Board
10	I	N	37,232	U. S. Department of Agriculture	2011-1529	Carolina Farm Stewardship
10	I	N	7,366	U. S. Department of Agriculture	2012-0577	Farm Pilot Project Coordination, Inc.
10	I	N	15,782	U. S. Department of Agriculture	2012-1592	Farm Pilot Project Coordination, Inc.
10	I	N	3,929	U. S. Department of Agriculture	26-6365-0001-347	University of Nebraska-Lincoln
10	I	N	9,585	U. S. Department of Agriculture	392124409666122 P	Tuskegee University
10	I	N	4,339	U. S. Department of Agriculture	8000028256-AG	Purdue University
10	I	N	4,580	U. S. Department of Agriculture	N/A	National Watermelon Promo Board
10	I	N	14,829	U. S. Department of Agriculture	RC100084NCSU	Michigan State University
10.001	D	N	1,567,805	Agricultural Research-Basic and Applied Research		
10.001	I	N	139,733	Agricultural Research-Basic and Applied Research	N/A	Biotechnology Res. & Dev. Corp
10.001	I	N	1,455	Agricultural Research-Basic and Applied Research	R0421A-A	Oregon State University
10.025	D	N	3,394,746	Plant and Animal Disease, Pest Control, and Animal Care		
10.168	D	N	7,548	Farmers' Market Promotion Program		
10.170	I	N	3,997	Specialty Crop Block Grant Program-Farm Bill	2011-1883	NC Sweet Potato Comm
10.200	D	N	836,099	Grants for Agricultural Research, Special Research Grants		
10.200	I	N	1,563	Grants for Agricultural Research, Special Research Grants	1000061620	University of Florida
10.200	I	N	16,010	Grants for Agricultural Research, Special Research Grants	1200139948	University of Florida
10.200	I	N	11,541	Grants for Agricultural Research, Special Research Grants	1200139957	University of Florida
10.200	I	N	2,963	Grants for Agricultural Research, Special Research Grants	1441-207-2008008	Clemson University
10.200	I	N	1,494	Grants for Agricultural Research, Special Research Grants	2009-NC001BDP-SHEW	Rutgers University
10.200	I	N	9,158	Grants for Agricultural Research, Special Research Grants	2011-NC-ASBIO-NEAL	Rutgers University
10.200	I	N	12,989	Grants for Agricultural Research, Special Research Grants	422141-19071	Virginia Polytech Inst.
10.200	I	N	918	Grants for Agricultural Research, Special Research Grants	62094-9557	Cornell University
10.200	I	N	1,957	Grants for Agricultural Research, Special Research Grants	NCSU-VEAL, SRAC PU	Mississippi State
10.200	I	N	3,346	Grants for Agricultural Research, Special Research Grants	PO #1200159588	University of Florida
10.200	I	N	17,185	Grants for Agricultural Research, Special Research Grants	PO 1000061399	University of Florida
10.200	I	N	1,207	Grants for Agricultural Research, Special Research Grants	PO 1000061409	University of Florida

SCHEDULE OF EXPENDITURES OF FEDERAL AWARDS (BY STATE AGENCY)

For the Fiscal Year Ended June 30, 2012

Federal CFDA Number	Direct/ Indirect	ARRA	Program Disbursements	CFDA Program Title	Pass-Through Number	Pass-Through Entity Name
10.200	I	N	98,572	Grants for Agricultural Research, Special Research Grants	PO 1000061464	University of Florida
10.200	I	N	7,500	Grants for Agricultural Research, Special Research Grants	PO 1000061661	University of Florida
10.200	I	N	59,906	Grants for Agricultural Research, Special Research Grants	PO 1200139956	University of Florida
10.200	I	N	12,716	Grants for Agricultural Research, Special Research Grants	PO 1200141216	University of Florida
10.200	I	N	898	Grants for Agricultural Research, Special Research Grants	PO 1200141217	University of Florida
10.200	I	N	72	Grants for Agricultural Research, Special Research Grants	PO# 1000184269	University of Florida
10.200	I	N	2,330	Grants for Agricultural Research, Special Research Grants	PO1200140798	University of Florida
10.200	I	N	346	Grants for Agricultural Research, Special Research Grants	PO1200147133	University of Florida
10.200	I	N	223	Grants for Agricultural Research, Special Research Grants	R01224	Florida State University
10.200	I	N	112,884	Grants for Agricultural Research, Special Research Grants	R01319	Florida State University
10.200	I	N	17,748	Grants for Agricultural Research, Special Research Grants	RF330-451/4893136	University of Georgia
10.200	I	N	708	Grants for Agricultural Research, Special Research Grants	UM-S823	University of Maine
10.200	I	N	2,861	Grants for Agricultural Research, Special Research Grants	UM-S856	University of Maine
10.202	D	N	926,322	Cooperative Forestry Research		
10.203	D	N	8,225,683	Payments to Agricultural Experiment Stations Under the Hatch Act		
10.206	D	N	963,716	Grants for Agricultural Research-Competitive Research-Grants		
10.206	I	N	1,745	Grants for Agricultural Research-Competitive Research-Grants	00073470/00073322	University of Florida
10.206	I	N	16,258	Grants for Agricultural Research-Competitive Research-Grants	416-40-01 A	Iowa State University
10.206	I	N	5,229	Grants for Agricultural Research-Competitive Research-Grants	60015822 PO: RF01	Ohio State University
10.206	I	N	5,295	Grants for Agricultural Research-Competitive Research-Grants	60015822 PO: RF011	Ohio State University
10.206	I	N	8,291	Grants for Agricultural Research-Competitive Research-Grants	G-1494-1	Colorado State University
10.206	I	N	23,245	Grants for Agricultural Research-Competitive Research-Grants	G-1497-2	Colorado State University
10.206	I	N	58,678	Grants for Agricultural Research-Competitive Research-Grants	JCVI-07-009	J. Craig Venter Institute
10.206	I	N	32,026	Grants for Agricultural Research-Competitive Research-Grants	S09031	Kansas State University
10.207	D	N	91,208	Animal Health and Disease Research		
10.210	D	N	331,582	Food and Agricultural Sciences National Needs Graduate Fellowship Grants		
10.215	I	N	6,328	Sustainable Agriculture Research and Education	CR-19071-546160	Virginia Polytech Inst.
10.215	I	N	52,389	Sustainable Agriculture Research and Education	RD309-101/3503548	University of Georgia
10.215	I	N	10,448	Sustainable Agriculture Research and Education	RD309-101/4689838	University of Georgia
10.215	I	N	35	Sustainable Agriculture Research and Education	RD309-101/4690638	University of Georgia
10.215	I	N	8,938	Sustainable Agriculture Research and Education	RD309-101/4786356	University of Georgia
10.215	I	N	57,837	Sustainable Agriculture Research and Education	RD309-105/4690188	University of Georgia
10.215	I	N	22	Sustainable Agriculture Research and Education	RD309-105/4692998	University of Georgia
10.215	I	N	4,142	Sustainable Agriculture Research and Education	RD309-105/4695638	University of Georgia
10.215	I	N	7,462	Sustainable Agriculture Research and Education	RD309-105/4695658	University of Georgia
10.215	I	N	5,309	Sustainable Agriculture Research and Education	RD309-105/4786536	University of Georgia
10.215	I	N	4,774	Sustainable Agriculture Research and Education	RD309-105/4786556	University of Georgia
10.215	I	N	8,918	Sustainable Agriculture Research and Education	RD309-105/4786636	University of Georgia
10.215	I	N	74	Sustainable Agriculture Research and Education	RD309-105/4786686	University of Georgia
10.215	I	N	3,334	Sustainable Agriculture Research and Education	RD309-109/4786206	University of Georgia
10.215	I	N	60,805	Sustainable Agriculture Research and Education	RD309-109/4786256	University of Georgia
10.215	I	N	1,034	Sustainable Agriculture Research and Education	RD309-109/4892096	University of Georgia
10.215	I	N	3,452	Sustainable Agriculture Research and Education	RD309-109/4892106	University of Georgia
10.215	I	N	133	Sustainable Agriculture Research and Education	RD309-109/4892146	University of Georgia
10.215	I	N	18,337	Sustainable Agriculture Research and Education	RD309-117/4893496	University of Georgia
10.215	I	N	306	Sustainable Agriculture Research and Education	RE675-116/4892326	University of Georgia
10.215	I	N	48,717	Sustainable Agriculture Research and Education	RE675-155/4690528	University of Georgia
10.215	I	N	19,835	Sustainable Agriculture Research and Education	UF10247	University of Florida
10.216	I	N	7,717	1890 Institution Capacity Building Grants	6-61731	Kansas State University
10.217	D	N	83,303	Higher Education Challenge Grants		

SCHEDULE OF EXPENDITURES OF FEDERAL AWARDS (BY STATE AGENCY)

For the Fiscal Year Ended June 30, 2012

Federal CFDA Number	Direct/ Indirect	ARRA	Program Disbursements	CFDA Program Title	Pass-Through Number	Pass-Through Entity Name
10.217	I	N	43,644	Higher Education Challenge Grants	320689-1	Virginia Polytech Inst.
10.217	I	N	246	Higher Education Challenge Grants	320699-19071	Virginia Polytech Inst.
10.217	I	N	45,866	Higher Education Challenge Grants	416-43-24 A	Iowa State University
10.217	I	N	26,436	Higher Education Challenge Grants	RH150-127/3840028	University of Georgia
10.217	I	N	3,285	Higher Education Challenge Grants	UF11254	University of Florida
10.219	D	N	190,002	Biotechnology Risk Assessment Research		
10.227	I	N	13,784	1994 Institutions Research Program	2010-1632	United Tribes Tech College
10.250	D	N	38,202	Agricultural and Rural Economic Research, Cooperative Agreements and Collaborations		
10.303	D	N	1,741,858	Integrated Programs		
10.303	I	N	16,287	Integrated Programs	1274-7558-207-2007	Clemson University
10.303	I	N	6,336	Integrated Programs	1590-207-2008693	Clemson University
10.303	I	N	104,910	Integrated Programs	347K060	University of Wisconsin
10.303	I	N	230,488	Integrated Programs	451008	Texas A&M University
10.303	I	N	6,435	Integrated Programs	545850-19071	Virginia Polytech Inst.
10.303	I	N	54,708	Integrated Programs	60025287 PO: RF0	Ohio State University
10.303	I	N	52,233	Integrated Programs	61-4299B	Michigan State University
10.303	I	N	140,066	Integrated Programs	RF330-411/3843858	University of Georgia
10.303	I	N	3,365	Integrated Programs	RF332-464/4688678	University of Georgia
10.303	I	N	509	Integrated Programs	RR188-221/3504798	University of Georgia
10.303	I	N	50,745	Integrated Programs	S-000372	University of Cal-Riverside
10.303	I	N	60,886	Integrated Programs	US AES 91032-01	University of Arkansas
10.304	I	N	11,354	Homeland Security-Agricultural	RC06413NCSU	Michigan State University
10.304	I	N	48,296	Homeland Security-Agricultural	UF IFAS 00069562	University of Florida
10.305	D	N	21,314	International Science and Education Grants		
10.307	D	N	360,846	Organic Agriculture Research and Extension Initiative		
10.307	I	N	23,405	Organic Agriculture Research and Extension Initiative	4077-NCSU-USDA-565	Penn State University
10.307	I	N	83,096	Organic Agriculture Research and Extension Initiative	C0421A-A	Oregon State University
10.309	D	N	230,365	Specialty Crop Research Initiative		
10.309	I	N	80,487	Specialty Crop Research Initiative	422179-19071	Virginia Polytech Inst.
10.309	I	N	178,283	Specialty Crop Research Initiative	43897	Louisiana State University
10.309	I	N	31,232	Specialty Crop Research Initiative	61314-9364	Cornell University
10.309	I	N	7,920	Specialty Crop Research Initiative	850K836	University of Wisconsin
10.309	I	N	425,302	Specialty Crop Research Initiative	G-1414-1	Colorado State University
10.309	I	N	15,679	Specialty Crop Research Initiative	N/A	Virginia Polytech Inst.
10.309	I	N	81,550	Specialty Crop Research Initiative	PO:6605009 AGRI EC	University of Arkansas
10.309	I	N	22,505	Specialty Crop Research Initiative	RC299-380/3503828	University of Georgia
10.309	I	N	68,086	Specialty Crop Research Initiative	S110021 2011-5118	Texas A&M University
10.309	I	N	169,109	Specialty Crop Research Initiative	UF10226	University of Florida
10.310	D	N	3,564,771	Agriculture and Food Research Initiative (AFRI)		
10.310	I	N	15,037	Agriculture and Food Research Initiative (AFRI)	09-001929-01	University of Cal-Davis
10.310	I	N	23,924	Agriculture and Food Research Initiative (AFRI)	115334 G002890	Washington State University
10.310	I	N	12,596	Agriculture and Food Research Initiative (AFRI)	211804	Fayetteville State University
10.310	I	N	10,088	Agriculture and Food Research Initiative (AFRI)	238371A	University of Oregon
10.310	I	N	80,302	Agriculture and Food Research Initiative (AFRI)	25574 2011-6700	University of Delaware
10.310	I	N	69,727	Agriculture and Food Research Initiative (AFRI)	422192-19071	Virginia Polytech Inst.
10.310	I	N	3,068	Agriculture and Food Research Initiative (AFRI)	61-4206D	Michigan State University
10.310	I	N	42,639	Agriculture and Food Research Initiative (AFRI)	62524-9497	Cornell University
10.310	I	N	26,990	Agriculture and Food Research Initiative (AFRI)	8000033673-AG	Purdue University
10.310	I	N	319,114	Agriculture and Food Research Initiative (AFRI)	8500022696	University of Tennessee

SCHEDULE OF EXPENDITURES OF FEDERAL AWARDS (BY STATE AGENCY)

For the Fiscal Year Ended June 30, 2012

Federal CFDA Number	Direct/ Indirect	ARRA	Program Disbursements	CFDA Program Title	Pass-Through Number	Pass-Through Entity Name
10.310	I	N	134,269	Agriculture and Food Research Initiative (AFRI)	PROJ #3266 PO #450	Emory University
10.310	I	N	100,658	Agriculture and Food Research Initiative (AFRI)	S-000472	University of Cal-Riverside
10.310	I	N	52,579	Agriculture and Food Research Initiative (AFRI)	S110031	Texas A&M University
10.310	I	N	7,737	Agriculture and Food Research Initiative (AFRI)	S12182	Kansas State University
10.310	I	N	509,197	Agriculture and Food Research Initiative (AFRI)	UF11102	University of Florida
10.311	I	N	129,920	Beginning Farmer and Rancher Development Program	2140-2	Nat'l Ctr for Appropriate Tech
10.312	D	N	255,132	Biomass Research and Development Initiative Competitive Grants Program (BRDI)		
10.312	I	N	95,687	Biomass Research and Development Initiative Competitive Grants Program (BRDI)	3048108243-12-454	University of Kentucky
10.312	I	N	1,318	Biomass Research and Development Initiative Competitive Grants Program (BRDI)	UFSSVSV201274	Domtar Paper Company, LLC
10.319	I	N	1,040	Farm Business Management and Benchmarking Competitive Grants Program	H001856213	University of Minnesota
10.455	D	N	6,960	Community Outreach and Assistance Partnership Program		
10.500	D	N	10,216,769	Cooperative Extension Service		
10.500	I	N	3,338	Cooperative Extension Service	012000-340414-02	Mississippi State
10.500	I	N	1,375	Cooperative Extension Service	012000-340471-02	Mississippi State
10.500	I	N	2,924	Cooperative Extension Service	10-ACES-374584-NCS	Auburn University
10.500	I	N	1,596	Cooperative Extension Service	11-006323 L00	University of Massachusetts
10.500	I	N	14,024	Cooperative Extension Service	12-057	University of New Hampshire
10.500	I	N	6,431	Cooperative Extension Service	23492-01	University of Arkansas
10.500	I	N	32,854	Cooperative Extension Service	25-3635-0030-101	University of Nebraska-Lincoln
10.500	I	N	329,329	Cooperative Extension Service	25-6365-0023-005	University of Nebraska-Lincoln
10.500	I	N	14,197	Cooperative Extension Service	25-6365-0023-456	University of Nebraska-Lincoln
10.500	I	N	92,679	Cooperative Extension Service	25-6365-0030-101	University of Nebraska-Lincoln
10.500	I	N	124,746	Cooperative Extension Service	25-6365-0030-103	University of Nebraska-Lincoln
10.500	I	N	391,253	Cooperative Extension Service	25-6365-0040-005	University of Nebraska-Lincoln
10.500	I	N	4,551	Cooperative Extension Service	25-6365-0040-132	University of Nebraska-Lincoln
10.500	I	N	3,933	Cooperative Extension Service	26-6365-0001-357	University of Nebraska-Lincoln
10.500	I	N	298,655	Cooperative Extension Service	26-6365-0001-401	University of Nebraska-Lincoln
10.500	I	N	6,466	Cooperative Extension Service	3048106543-10-119	University of Kentucky Res. Found.
10.500	I	N	32,955	Cooperative Extension Service	3048107987-09-439	University of Kentucky Res. Found.
10.500	I	N	3,618	Cooperative Extension Service	52473	Louisiana State University
10.500	I	N	4,496	Cooperative Extension Service	CE-0704-0005	West Virginia State University
10.500	I	N	45,322	Cooperative Extension Service	H000756404	University of Minnesota
10.500	I	N	17,516	Cooperative Extension Service	RE675-161/4786066	University of Georgia
10.500	I	N	33,341	Cooperative Extension Service	S08046	Kansas State University
10.500	I	N	28,807	Cooperative Extension Service	S08105	Kansas State University
10.500	I	N	1,368	Cooperative Extension Service	S11085	Kansas State University
10.500	I	N	22,630	Cooperative Extension Service	S11136	Kansas State University
10.500	I	N	93,471	Cooperative Extension Service	S11218	Kansas State University
10.500	I	N	82,111	Cooperative Extension Service	S12020	Kansas State University
10.500	I	N	23	Cooperative Extension Service	S12065	Kansas State University
10.604	D	N	56,630	Technical Assistance for Specialty Crops Program		
10.652	D	N	178,152	Forestry Research		
10.664	I	N	6,730	Cooperative Forestry Assistance	RE353-420/4786576	University of Georgia
10.680	D	N	201,136	Forest Health Protection		
10.680	I	N	31,328	Forest Health Protection	CAES-VL-2011-02	Connecticut Agr'l Exp Station
10.680	I	N	14,665	Forest Health Protection	CAES-VL-2012-01	Connecticut Agr'l Exp Station
10.680	I	N	17,518	Forest Health Protection	CAES-VL-2012-02	Connecticut Agr'l Exp Station
10.688	I	Y	27,336	ARRA - Recovery Act of 2009: Wildland Fire Management	10-44	Land-of-Sky Regional Council
10.771	D	N	71,880	Rural Cooperative Development Grants		
10.777	I	N	1,710	Norman E. Borlaug International Agricultural Science and Technology Fellowship	30-21533-049-62112	Tuskegee University

SCHEDULE OF EXPENDITURES OF FEDERAL AWARDS (BY STATE AGENCY)

For the Fiscal Year Ended June 30, 2012

Federal CFDA Number	Direct/ Indirect	ARRA	Program Disbursements	CFDA Program Title	Pass-Through Number	Pass-Through Entity Name
10.902	D	N	35,621	Soil and Water Conservation		
10.902	I	N	9,878	Soil and Water Conservation	BJK409-SB-006	University of Idaho
10.903	D	N	27,071	Soil Survey		
10.912	D	N	307,100	Environmental Quality Incentives Program		
10.912	I	N	196	Environmental Quality Incentives Program	2008-0116-026	Nat'l Fish & Wildlife Found.
10.912	I	N	43,370	Environmental Quality Incentives Program	2008-0116-028	Nat'l Fish & Wildlife Found.
10.912	I	N	6,580	Environmental Quality Incentives Program	RI-100-304-NC-STAT	Rodale Institute
10.961	D	N	15,175	Scientific Cooperation and Research		
10.962	D	N	10,980	Cochran Fellowship Program-International Training-Foreign Participant		
10.999	I	N	9,873	Long Term Standing Agreements for Storage, Transportation and Lease	00074813	University of Florida
11	D	N	8,445	U. S. Department of Commerce		
11	I	N	16,310	U. S. Department of Commerce	1072537-9-47154	University at Albany (SUNY)
11	I	N	76,471	U. S. Department of Commerce	CCU NO. 2011.01	Coastal Carolina University
11.113	D	N	46,338	ITA Special Projects		
11.113	I	N	25,033	ITA Special Projects	2010-2574	National Textile Center
11.113	I	N	25,210	ITA Special Projects	F08-MD01	National Textile Center
11.113	I	N	10,740	ITA Special Projects	F09-NS06	National Textile Center
11.113	I	N	24,661	ITA Special Projects	F10-NS01	National Textile Center
11.113	I	N	57,719	ITA Special Projects	ITA-08-07400	National Textile Center
11.113	I	N	24,873	ITA Special Projects	M09-NS01	National Textile Center
11.113	I	N	22,625	ITA Special Projects	M09-NS02	National Textile Center
11.113	I	N	14,259	ITA Special Projects	M10-NS01	National Textile Center
11.113	I	N	29,200	ITA Special Projects	S09-NS02	National Textile Center
11.113	I	N	36,823	ITA Special Projects	S09-NS04	National Textile Center
11.113	I	N	4,714	ITA Special Projects	S10-NS08	National Textile Center
11.417	D	N	1,946,227	Sea Grant Support		
11.417	I	N	1,333	Sea Grant Support	18172	University of Delaware
11.417	I	N	2,529	Sea Grant Support	RR746-024/3505658	University of Georgia
11.431	D	N	208,809	Climate and Atmospheric Research		
11.431	I	N	3,166	Climate and Atmospheric Research	31290 (13540-FA44)	University of South Carolina
11.431	I	N	5,397	Climate and Atmospheric Research	NO. NA221A-C	Oregon State University
11.431	I	N	33,937	Climate and Atmospheric Research	UF-EIES-1100031-NC	University of Florida
11.439	I	N	3,059	Marine Mammal Data Program	VAQF 582 SC-01	Vams Ctr Fdn
11.440	D	N	9,276	Environmental Sciences, Applications, Data, and Education		
11.440	I	N	224,363	Environmental Sciences, Applications, Data, and Education	2009-1380-01	University of Maryland
11.440	I	N	129,412	Environmental Sciences, Applications, Data, and Education	2009-1380-02	University of Maryland
11.440	I	N	5,279,343	Environmental Sciences, Applications, Data, and Education	Z763701	University of Maryland
11.463	I	Y	1,841	ARRA - Habitat Conservation	N/A	NC Coastal Federation
11.467	I	N	338	Meteorologic and Hydrologic Modernization Development	Z11-91838	University Corp Atmos Res
11.468	D	N	89,128	Applied Meteorological Research		
11.473	I	N	4,238	Coastal Services Center	UF-EIES-0704029-NC	University of Florida
11.478	I	N	35,533	Center for Sponsored Coastal Ocean Research-Coastal Ocean Program	A100517 / 24024502	Woods Hole Oceanographic Inst.
11.478	I	N	2,443	Center for Sponsored Coastal Ocean Research-Coastal Ocean Program	A100897	Woods Hole Oceanographic Inst.
11.609	D	N	2,703	Measurement and Engineering Research and Standards		
11.609	I	N	9,447	Measurement and Engineering Research and Standards	26-2401-3561	University of Texas-Arlington
11.611	D	N	2,841,708	Manufacturing Extension Partnership		
11.618	D	N	2,175	National Institute of Standards and Technology Construction Grant Program		
12	D	N	3,535,064	U. S. Department of Defense		
12	I	N	58,350	U. S. Department of Defense	1-340-0211720	RTI International
12	I	N	3,775	U. S. Department of Defense	11-30	Academy of Applied Science

SCHEDULE OF EXPENDITURES OF FEDERAL AWARDS (BY STATE AGENCY)

For the Fiscal Year Ended June 30, 2012

Federal CFDA Number	Direct/ Indirect	ARRA	Program Disbursements	CFDA Program Title	Pass-Through Number	Pass-Through Entity Name
12	I	N	19,531	U. S. Department of Defense	111000088	Concurrent Technologies
12	I	N	40,083	U. S. Department of Defense	2-321-0210294	RTI International
12	I	N	124,946	U. S. Department of Defense	2-340-0210693	Res. Triangle Inst.
12	I	N	25,567	U. S. Department of Defense	2010-1784	NJ Microsystems, Inc.
12	I	N	417,278	U. S. Department of Defense	2010-2745	Hexa Tech, Inc
12	I	N	617,589	U. S. Department of Defense	2011-LTC-U634009-N	Institute of Int'l Education
12	I	N	220,546	U. S. Department of Defense	2011-ROTCU634009-N	Institute of Int'l Education
12	I	N	25,994	U. S. Department of Defense	2012-0008	Kyma Technologies, Inc.
12	I	N	34,849	U. S. Department of Defense	2012-0186	EE Boost, Inc.
12	I	N	22,719	U. S. Department of Defense	4035-1	Maxentric Tech. LLC
12	I	N	14,998	U. S. Department of Defense	716082/712683	Virginia Inst. of Marine Sci.
12	I	N	444	U. S. Department of Defense	7500-2	Hi-Z Technology Inc.
12	I	N	94,485	U. S. Department of Defense	801668-BS	HRL Laboratories
12	I	N	9,987	U. S. Department of Defense	826	CFD Research Corp
12	I	N	96,100	U. S. Department of Defense	CW197748 PO# DP152	E. I. Dupont
12	I	N	150,005	U. S. Department of Defense	N/A	Remcom, Inc.
12	I	N	138,781	U. S. Department of Defense	N41756-12-C-4763	CTTSO
12	I	N	123,999	U. S. Department of Defense	PO NO.: 4400324500	Raytheon
12	I	N	29,611	U. S. Department of Defense	S12-122802	CACI Technologies, Inc.
12	I	N	5	U. S. Department of Defense	S9002-08-0002	Nanortd, LLC
12	I	N	111,984	U. S. Department of Defense	SA00007008	University of Cal-Berkeley
12	I	N	6,200	U. S. Department of Defense	SC 57571-6351	Physical Sciences Inc
12	I	N	10,911	U. S. Department of Defense	SC-09-705	Digital Fusion Solutions, Inc.
12	I	N	75,974	U. S. Department of Defense	SC-NCSU-3207	Performance Polymer Solutions
12	I	N	149,315	U. S. Department of Defense	SC56424-1756-001	Physical Sciences Inc
12	I	N	12,997	U. S. Department of Defense	Subcontract No. 29	ABT Assoc Inc.
12	I	N	9,107	U. S. Department of Defense	TD0085	Adv. Cooling Tech, Inc. (ACT)
12	I	N	81,850	U. S. Department of Defense	TUL-571-08/09	Tulane University
12	I	N	91,351	U. S. Department of Defense	W912HQ-11-C-0058	Strategic Envir Rsch & Dev Pgm
12.002	D	N	445,555	Procurement Technical Assistance for Business Firms		
12.300	D	N	2,671,542	Basic and Applied Scientific Research		
12.300	I	N	142,085	Basic and Applied Scientific Research	3030 / PO#835368	Rutgers University
12.300	I	N	27,657	Basic and Applied Scientific Research	421-20-30	Iowa State University
12.300	I	N	125,864	Basic and Applied Scientific Research	549001	Texas A&M University
12.300	I	N	46,898	Basic and Applied Scientific Research	KK8154	University of Cal-Santa Barbara
12.300	I	N	1,310	Basic and Applied Scientific Research	R01351	Florida State University
12.351	D	N	1,316,725	Basic Scientific Research-Combating Weapons of Mass Destruction		
12.420	D	N	78,204	Military Medical Research and Development		
12.431	D	N	5,678,091	Basic Scientific Research		
12.431	I	N	45,787	Basic Scientific Research	09-SC-NSF-1043	Duke University
12.431	I	N	165,381	Basic Scientific Research	4020-NCSU-USA-0525	Penn State University
12.431	I	N	81,755	Basic Scientific Research	4104-39127	Purdue University
12.431	I	N	12,717	Basic Scientific Research	4525-NSCU-USARL-00	Penn State University
12.431	I	N	5,658	Basic Scientific Research	C00006389-1	University of Missouri-Columbia
12.431	I	N	81,152	Basic Scientific Research	N/A	Penn State University
12.431	I	N	11,540	Basic Scientific Research	PO US001-000026509	Battelle Memorial Institute
12.431	I	N	59,799	Basic Scientific Research	SA1107012	University of Arkansas
12.630	I	N	126,128	Basic, Applied, and Advanced Research in Science and Engineering	4056-NCSU-BBN-0053	Penn State University
12.630	I	N	226,989	Basic, Applied, and Advanced Research in Science and Engineering	W9132T-11-2-0007	Co-op Ecosystem Studies Unit
12.800	D	N	1,316,577	Air Force Defense Research Sciences Program		

SCHEDULE OF EXPENDITURES OF FEDERAL AWARDS (BY STATE AGENCY)

For the Fiscal Year Ended June 30, 2012

Federal CFDA Number	Direct/ Indirect	ARRA	Program Disbursements	CFDA Program Title	Pass-Through Number	Pass-Through Entity Name
12.800	I	N	43	Air Force Defense Research Sciences Program	18131-S3	Vanderbilt University
12.800	I	N	57,603	Air Force Defense Research Sciences Program	26473	University of Delaware
12.800	I	N	82,680	Air Force Defense Research Sciences Program	4104-34945	Purdue University
12.800	I	N	133,325	Air Force Defense Research Sciences Program	GG11221-133958	University of Virginia
12.900	D	N	53,323	Language Grant Program		
12.901	D	N	273,635	Mathematical Sciences Grants Program		
12.910	D	N	84,009	Research and Technology Development		
12.910	I	N	21,680	Research and Technology Development	5104327	Triquint Semiconductor Tx Lp
12.910	I	N	4,797	Research and Technology Development	N10AP20005	Marquette University
12.910	I	N	37,564	Research and Technology Development	UF07127 / 00068318	University of Florida
13	D	N	178,983	U. S. Central Intelligence Agency		
15	D	N	492,483	U. S. Department of Interior		
15	I	N	91,624	U. S. Department of Interior	10K174	Eastern Band of The Cherokee
15	I	N	80,139	U. S. Department of Interior	133-08-001322-B	Puerto Rico Dept. NR
15	I	N	9,464	U. S. Department of Interior	2012-000069	Puerto Rico Dept. NR
15.225	D	N	4,734	Recreation Resource Management		
15.232	I	N	26,273	Wildland Fire Research and Studies Program	UNR-11-76	University of Nevada-Reno
15.506	D	N	77,267	Water Desalination Research and Development Program		
15.605	I	N	172,554	Sport Fish Restoration Program	2009-001483-B	Puerto Rico Dept. NR
15.608	I	N	32,835	Fish and Wildlife Management Assistance	11/08-B	National Audubon Society, Inc
15.628	D	N	33,711	Multistate Conservation Grant Program		
15.628	I	N	22,598	Multistate Conservation Grant Program	080300-331528-11	Mississippi State
15.642	D	N	12,333	Challenge Cost Share		
15.649	D	N	23,848	Service Training and Technical Assistance (Generic Training)		
15.650	D	N	57,607	Research Grants (Generic)		
15.657	D	N	39,028	Endangered Species Conservation-Recovery Implementation Funds		
15.660	D	N	609	Endangered Species-Candidate Conservation Action Funds		
15.805	D	N	43,665	Assistance to State Water Resources Research Institutes		
15.808	D	N	436,664	U. S. Geological Survey-Research and Data Collection		
15.812	D	N	2,247,937	Cooperative Research Units Program		
15.945	I	N	4,930	Cooperative Research and Training Programs-Resources of the National Park System	1108612001 PO#P120	Stephen F. Austin State University
16	D	N	144,195	U. S. Department of Justice		
16.524	D	N	24,944	Legal Assistance for Victims		
16.525	D	N	90,960	Grants to Reduce Domestic Violence, Dating Violence, Sexual Assault, and Stalking on Campus		
16.560	D	N	327,878	National Institute of Justice Research, Evaluation, and Development Project Grants		
16.726	I	N	14,441	Juvenile Mentoring Program	554949 ALLEN, K.	National 4-H Council
16.726	I	N	61,458	Juvenile Mentoring Program	N/A	National 4-H Council
19.300	I	N	9,333	Program for Study of Eastern Europe and the Independent States of the Former Soviet Union	25895	University of Delaware
20	D	N	334,513	U. S. Department of Transportation		
20	I	N	150	U. S. Department of Transportation	07-NCSU-E1	University of Tennessee
20	I	N	46,721	U. S. Department of Transportation	07-NCSU-E1 #2	University of Tennessee
20	I	N	128,558	U. S. Department of Transportation	11-031	Triangle Trans. Auth
20	I	N	4,187	U. S. Department of Transportation	17264	Dowling & Assoc., NC
20	I	N	37,892	U. S. Department of Transportation	173418	PB Americas, Inc.
20	I	N	31,827	U. S. Department of Transportation	HR 09-50	Natl Acad of Science
20	I	N	529,568	U. S. Department of Transportation	SHRP L-02	Natl Acad of Science
20	I	N	15,472	U. S. Department of Transportation	USMMM21FV6	3M Company

SCHEDULE OF EXPENDITURES OF FEDERAL AWARDS (BY STATE AGENCY)

For the Fiscal Year Ended June 30, 2012

Federal CFDA Number	Direct/ Indirect	ARRA	Program Disbursements	CFDA Program Title	Pass-Through Number	Pass-Through Entity Name
20.200	D	N	186,958	Highway Research and Development Program		
20.200	I	N	65,783	Highway Research and Development Program	CJA2829C	Louis Berger Group, Inc.
20.205	I	N	71,443	Highway Planning and Construction	11-026	University of New Hampshire
20.205	I	N	96,505	Highway Planning and Construction	2010-2076	City of Raleigh
20.205	I	N	221,535	Highway Planning and Construction	476360 00002	Texas A&M Research Found.
20.205	I	N	96,506	Highway Planning and Construction	553206 HUEGY, J.	City of Durham
20.313	D	N	23,588	Railroad Research and Development		
20.701	D	N	261,183	University Transportation Centers Program		
20.701	I	N	118,483	University Transportation Centers Program	UAF 11-0032 PO FP1	University of Alaska
20.701	I	N	52,609	University Transportation Centers Program	UAF 11-0033 PO FP1	University of Alaska
20.701	I	N	99,133	University Transportation Centers Program	UAF12-0006 PO FP20	University of Alaska Fairbanks
20.701	I	N	115,327	University Transportation Centers Program	Z981001	University of Maryland
20.761	I	N	40,731	Biobased Transportation Research	8500014161	University of Tennessee
20.761	I	N	102,701	Biobased Transportation Research	8500014164	University of Tennessee
20.761	I	N	101,491	Biobased Transportation Research	8500014165	University of Tennessee
20.761	I	N	22,917	Biobased Transportation Research	8500022312	University of Tennessee
20.761	I	N	5,202	Biobased Transportation Research	8500022318	University of Tennessee
20.761	I	N	38,467	Biobased Transportation Research	8500022319	University of Tennessee
43	D	N	2,090,452	National Aeronautics and Space Administration		
43	I	N	18,659	National Aeronautics and Space Administration	1001-1	X-wave Innovations, Inc.
43	I	N	1,296	National Aeronautics and Space Administration	1378048	Jet Propulsion Laboratory
43	I	N	9,744	National Aeronautics and Space Administration	1443078	Jet Propulsion Laboratory
43	I	N	136,690	National Aeronautics and Space Administration	2011-0259	NC Smt Educ Ctr
43	I	N	24,617	National Aeronautics and Space Administration	2011-0502	IFOS Corporation
43	I	N	85,873	National Aeronautics and Space Administration	GO1-12098A	Smithsonian Astrophys Observ
43	I	N	45,408	National Aeronautics and Space Administration	GO9-0062X	Smithsonian Astrophysical
43	I	N	20,000	National Aeronautics and Space Administration	N/A	United Negro College Fund
43	I	N	1,038	National Aeronautics and Space Administration	NCSU-03-01-2737-00	Natl Inst. of Aerospace
43	I	N	27,076	National Aeronautics and Space Administration	NCSU-03-01-2892-NC	Natl Inst. of Aerospace
43	I	N	158,080	National Aeronautics and Space Administration	NCSU-03-01-3771-00	Natl Inst. of Aerospace
43	I	N	52,423	National Aeronautics and Space Administration	NCSU-03-01-4720-00	Natl Inst. of Aerospace
43	I	N	5,059	National Aeronautics and Space Administration	NCSU-03-01-4740-00	Natl Inst. of Aerospace
43	I	N	7,252	National Aeronautics and Space Administration	SA7528121-B (CA)	University of Maryland
43	I	N	37,906	National Aeronautics and Space Administration	T09-6200-NC / 6224	Natl Inst. of Aerospace
43	I	N	12,793	National Aeronautics and Space Administration	T09-6200-NC-6283	Natl Inst. of Aerospace
43	I	N	57,259	National Aeronautics and Space Administration	USM-GR04146-003	University of Southern Mississippi
43.001	D	N	104,977	Science		
43.001	I	N	27,009	Science	230078	Drexel University
43.001	I	N	6,196	Science	G02-13066C	Smithsonian Astrophys Observ
43.001	I	N	1,244	Science	GRT00021391	Ohio State University
43.002	I	N	9,777	Aeronautics	RR185-388/4689408	University of Georgia
43.007	D	N	68,701	Space Operations		
45	I	N	700	Federal Council on the Arts and the Humanities	4086 / 2012	South Arts
45.025	I	N	200	Promotion of the Arts-Partnership Agreements	FY11-0406	NC Arts Council
45.163	D	N	58,169	Promotion of the Humanities-Professional Development		
45.307	I	N	12,694	21st Century Museum Professionals	N/A	Chicago Zoological Society
45.312	I	N	179,738	National Leadership Grants	LG-0710-0235-10	Inst of Museum & Lib Svcs
47	D	N	375,073	National Science Foundation		
47	I	N	64,897	National Science Foundation	11-033	University of New Hampshire
47	I	N	225,732	National Science Foundation	2010-2669	Industrial Research Inst.

SCHEDULE OF EXPENDITURES OF FEDERAL AWARDS (BY STATE AGENCY)

For the Fiscal Year Ended June 30, 2012

Federal CFDA Number	Direct/ Indirect	ARRA	Program Disbursements	CFDA Program Title	Pass-Through Number	Pass-Through Entity Name
47	I	N	429	National Science Foundation	26-0299058-01/0634	Valparaiso University
47	I	N	156,789	National Science Foundation	55800-8949	Cornell University
47	I	N	19,249	National Science Foundation	C602	South Carolina Sea Grant Cnsrt
47	I	N	17,866	National Science Foundation	Curee Subcontract	Curee
47	I	N	2,051	National Science Foundation	N/A	Stevens Inst of Tech
47	I	N	2,080	National Science Foundation	UF-EIES-0902006-NC	University of Florida
47.041	D	N	9,968,239	Engineering Grants		
47.041	I	N	54,865	Engineering Grants	2008-01625-01	University of Illinois
47.041	I	N	85,629	Engineering Grants	2009-1212	Valencell Inc.
47.041	I	N	49,823	Engineering Grants	2009-2797	Sinmat, Inc.
47.041	I	N	50,151	Engineering Grants	986029-871H	University of New Mexico
47.041	I	N	14,081	Engineering Grants	EEC-0835992-01	NCIIA
47.041	I	N	42,190	Engineering Grants	R7588-G1	GA Inst. of Tech.
47.049	D	N	7,678,647	Mathematical and Physical Sciences		
47.049	I	N	488,435	Mathematical and Physical Sciences	08-SC-NSF-1025	Duke University
47.049	I	N	236,195	Mathematical and Physical Sciences	12-NSF-1029	Duke University
47.049	I	N	122,582	Mathematical and Physical Sciences	627093	University of Washington
47.049	I	N	26,810	Mathematical and Physical Sciences	PT106955-SC103754	Virginia Commonwealth University
47.050	D	N	1,672,858	Geosciences		
47.050	I	N	28,005	Geosciences	208991G	University of Oregon
47.050	I	N	30,592	Geosciences	420-40--53A	Iowa State University
47.050	I	N	68,517	Geosciences	PO: 10307099	University of Cal-San Diego
47.070	D	N	5,324,179	Computer and Information Science and Engineering		
47.070	D	Y	123,909	ARRA - Computer and Information Science and Engineering		
47.074	D	N	7,596,965	Biological Sciences		
47.074	I	N	737	Biological Sciences	09-NSF-1035	Duke University
47.074	I	N	269,790	Biological Sciences	10-NSF-1061	Duke University
47.074	I	N	12,484	Biological Sciences	27169	University of Delaware
47.074	I	N	11,005	Biological Sciences	27184	University of Delaware
47.074	I	N	170,573	Biological Sciences	4101-25830 / 08224	Purdue University
47.074	I	N	10,677	Biological Sciences	51200-8396	Cornell University
47.074	I	N	10,571	Biological Sciences	60020128 PO: RF012	Ohio State University
47.074	I	N	91,174	Biological Sciences	61406-9504	Cornell University
47.074	I	N	33,853	Biological Sciences	RR272-210/4895116	University of Georgia
47.074	I	N	9,479	Biological Sciences	S-000208	University of Cal-Riverside
47.074	I	N	187,527	Biological Sciences	UTA10-000936	University of Texas
47.074	I	N	993	Biological Sciences	Y502720	University of Arizona
47.075	D	N	535,692	Social, Behavioral, and Economic Sciences		
47.075	I	N	11,383	Social, Behavioral, and Economic Sciences	11-51	SUNY-Research Foundation
47.076	D	N	8,229,615	Education and Human Resources		
47.076	I	N	5,812	Education and Human Resources	00006843	University of Cal-Berkeley
47.076	I	N	87,567	Education and Human Resources	4101-39134	Purdue University
47.076	I	N	131,014	Education and Human Resources	478639-19071	Virginia Polytech Inst.
47.076	I	N	1,151	Education and Human Resources	C00032406-1	University of Missouri-Columbia
47.076	I	N	3,654	Education and Human Resources	DRL 0929109	Nat'l Council for Sci & Envr
47.076	I	N	463	Education and Human Resources	DRL-0929109	Nat'l Council for Sci & Envr
47.076	I	N	29,212	Education and Human Resources	E2022551	George Mason University
47.076	I	N	8,378	Education and Human Resources	N/A	Carleton College
47.076	I	N	10,640	Education and Human Resources	PRIME: DUE-1022844	Carleton College
47.078	D	N	43,224	Polar Programs		

SCHEDULE OF EXPENDITURES OF FEDERAL AWARDS (BY STATE AGENCY)

For the Fiscal Year Ended June 30, 2012

Federal CFDA Number	Direct/ Indirect	ARRA	Program Disbursements	CFDA Program Title	Pass-Through Number	Pass-Through Entity Name
47.079	D	N	89,381	International Science and Engineering (OISE)		
47.079	I	N	29,695	International Science and Engineering (OISE)	2009-1160	Catawba-Wateree Water Mgmt
47.079	I	N	135,981	International Science and Engineering (OISE)	B10537	Rensselaer Polytechnic Inst.
47.079	I	N	3,052	International Science and Engineering (OISE)	GEE1-9109-TB-10	US CRDF
47.080	D	N	153,224	Office of Cyberinfrastructure		
47.082	D	Y	10,065	ARRA - Trans-NSF Recovery Act Research Support		
47.082	D	Y	4,063,341	ARRA - Trans-NSF Recovery Act Research Support		
47.082	I	Y	98,232	ARRA - Trans-NSF Recovery Act Research Support	BBN PO# 9500010135	Global Envir for Network Innov
47.082	I	Y	15,758	ARRA - Trans-NSF Recovery Act Research Support	CNS-0940805	Global Envir for Network Innov
47.082	I	Y	50,441	ARRA - Trans-NSF Recovery Act Research Support	DEB-0842364	University of Oklahoma
47.082	I	Y	1,449	ARRA - Trans-NSF Recovery Act Research Support	Q01397	New Mexico State University
59	D	N	160,881	U. S. Small Business Administration		
59.037	D	N	3,465,195	Small Business Development Centers		
59.058	D	N	30,839	Federal and State Technology Partnership Program		
64	D	N	95,178	U. S. Department of Veterans Affairs		
66	D	N	56,698	U. S. Environmental Protection Agency		
66	I	N	11,377	U. S. Environmental Protection Agency	4019	AWWA Research Found.
66.202	D	N	3,151	Congressionally Mandated Projects		
66.202	I	N	63,858	Congressionally Mandated Projects	1-321-0210976	RTI International
66.202	I	N	61,353	Congressionally Mandated Projects	1547014 (PO# 00000	University of Colorado-Boulder
66.202	I	N	62,615	Congressionally Mandated Projects	EPA83438801-309	Consortium for Plant Biotechnology Research, Inc
66.202	I	N	9,889	Congressionally Mandated Projects	V 10.2.2008 / 2010	Syngenta
66.436	D	N	32,979	Surveys, Studies, Investigations, Demonstrations, and Training Grants and Cooperative Agreements-Section 104(b)(3) of the Clean Water Act		
66.460	I	N	95,352	Nonpoint Source Implementation Grants	Bolin Crk Watershed	Town of Chapel Hill
66.460	I	N	110,344	Nonpoint Source Implementation Grants	N/A	Town of Carrboro, NC
66.461	D	N	19,591	Regional Wetland Program Development Grants		
66.509	D	N	732,040	Science to Achieve Results (STAR) Research Program		
66.511	D	N	99,838	Office of Research and Development Consolidated Research/Training/Fellowships		
66.516	D	N	2,342	P3 Award: National Student Design Competition for Sustainability		
66.517	D	N	8,042	Regional Applied Research Efforts (RARE)		
66.611	D	N	111,861	Environmental Policy and Innovation Grants		
66.714	D	N	41,111	Regional Agricultural IPM Grants		
77	D	N	212,357	Nuclear Regulatory Commission		
81	D	N	284,307	U. S. Department of Energy		
81	I	N	33,563	U. S. Department of Energy	00042959 #00001	Battelle Energy Alliance, LLC
81	I	N	25,584	U. S. Department of Energy	00042959 #0001	Battelle Energy Alliance, LLC
81	I	N	45,103	U. S. Department of Energy	00042959 #12	Battelle Energy Alliance, LLC
81	I	N	355	U. S. Department of Energy	00042959 #15	Battelle Energy Alliance, LLC
81	I	N	32,112	U. S. Department of Energy	00042959 #20 AMEND	Idaho National Laboratory
81	I	N	236,188	U. S. Department of Energy	00042959 #21	Battelle Energy Alliance, LLC
81	I	N	119,004	U. S. Department of Energy	00042959 #23	Battelle Energy Alliance, LLC
81	I	N	115,304	U. S. Department of Energy	00042959 #26	Battelle Energy Alliance, LLC
81	I	N	173,269	U. S. Department of Energy	00042959 #27	Battelle Energy Alliance, LLC
81	I	N	323,453	U. S. Department of Energy	00042959 #28	Battelle Energy Alliance, LLC
81	I	N	113,369	U. S. Department of Energy	00042959 #29	Battelle Energy Alliance, LLC
81	I	N	61,204	U. S. Department of Energy	00042959 #30	Battelle Energy Alliance, LLC
81	I	N	73,857	U. S. Department of Energy	00042959 #31	Battelle Energy Alliance, LLC
81	I	N	17,626	U. S. Department of Energy	00042959 #34	Battelle Energy Alliance, LLC
81	I	N	49,551	U. S. Department of Energy	00042959 #35	Battelle Energy Alliance, LLC

SCHEDULE OF EXPENDITURES OF FEDERAL AWARDS (BY STATE AGENCY)

For the Fiscal Year Ended June 30, 2012

Federal CFDA Number	Direct/ Indirect	ARRA	Program Disbursements	CFDA Program Title	Pass-Through Number	Pass-Through Entity Name
81	I	N	19,407	U. S. Department of Energy	00042959 #38	Battelle Energy Alliance, LLC
81	I	N	49,855	U. S. Department of Energy	00042959 #45	Battelle Energy Alliance, LLC
81	I	N	291,303	U. S. Department of Energy	00042959 40	Battelle Energy Alliance, LLC
81	I	N	107,361	U. S. Department of Energy	00042959 42	Battelle Energy Alliance, LLC
81	I	N	47,893	U. S. Department of Energy	00042959-00032	Idaho National Laboratory
81	I	N	20,151	U. S. Department of Energy	00042959-00048	Battelle Energy Alliance, LLC
81	I	N	11,185	U. S. Department of Energy	00042959-00049	Battelle Energy Alliance, LLC
81	I	N	1,010	U. S. Department of Energy	00042959-00050	Battelle Energy Alliance, LLC
81	I	N	43,553	U. S. Department of Energy	00042959-47	Battelle Energy Alliance, LLC
81	I	N	17,857	U. S. Department of Energy	00042959-RELEASE N	Battelle Energy Alliance, LLC
81	I	N	15,024	U. S. Department of Energy	1-340-0211955	RTI International
81	I	N	22,180	U. S. Department of Energy	10-NICCR-1109	Duke University
81	I	N	29,352	U. S. Department of Energy	1117724	Sandia National Lab
81	I	N	20,583	U. S. Department of Energy	1198788	Sandia National Lab
81	I	N	33,335	U. S. Department of Energy	12-2013 / PO NO. 4	University of South Carolina
81	I	N	3,932	U. S. Department of Energy	1213550	Sandia National Lab
81	I	N	35,526	U. S. Department of Energy	130740-1	Los Alamos Nat'l Lab
81	I	N	18,864	U. S. Department of Energy	172092-1	Los Alamos Nat'l Lab
81	I	N	121,131	U. S. Department of Energy	256K222	University of Wisconsin
81	I	N	3,236	U. S. Department of Energy	4000006079	UT-Battelle LLC
81	I	N	39,581	U. S. Department of Energy	4000010698	UT-Battelle LLC
81	I	N	65,063	U. S. Department of Energy	4000028105	UT-Battelle LLC
81	I	N	12,268	U. S. Department of Energy	4000029406	UT-Battelle LLC
81	I	N	77,654	U. S. Department of Energy	4000040729	UT-Battelle LLC
81	I	N	50,220	U. S. Department of Energy	4000056870	UT-Battelle LLC
81	I	N	70,798	U. S. Department of Energy	4000058620	UT-Battelle LLC
81	I	N	43,841	U. S. Department of Energy	4000059924	UT-Battelle LLC
81	I	N	79,138	U. S. Department of Energy	4000061675	UT-Battelle LLC
81	I	N	206,356	U. S. Department of Energy	4000063401	UT-Battelle LLC
81	I	N	35,192	U. S. Department of Energy	4000063955	UT-Battelle LLC
81	I	N	287	U. S. Department of Energy	4000080533	UT-Battelle LLC
81	I	N	56,014	U. S. Department of Energy	4000084130	UT-Battelle LLC
81	I	N	45,780	U. S. Department of Energy	4000086391	UT-Battelle LLC
81	I	N	71,357	U. S. Department of Energy	4000089282	UT-Battelle LLC
81	I	N	57,005	U. S. Department of Energy	4000093327	UT-Battelle LLC
81	I	N	16,802	U. S. Department of Energy	4000110308	UT-Battelle LLC
81	I	N	9,577	U. S. Department of Energy	4000112247	Oak Ridge National Lab
81	I	N	15,922	U. S. Department of Energy	404	Corrim
81	I	N	8,422	U. S. Department of Energy	42959 #38	Battelle Energy Alliance, LLC
81	I	N	44,148	U. S. Department of Energy	42959-37	Battelle Energy Alliance, LLC
81	I	N	37,600	U. S. Department of Energy	68393-01	Battelle Energy Alliance, LLC
81	I	N	135,276	U. S. Department of Energy	68393-02	Battelle Energy Alliance, LLC
81	I	N	10,730	U. S. Department of Energy	68393-03	Idaho National Laboratory
81	I	N	21,992	U. S. Department of Energy	6871849	L. Berkeley Nat'l Lab
81	I	N	241,853	U. S. Department of Energy	6879279	L. Berkeley Nat'l Lab
81	I	N	73,435	U. S. Department of Energy	81279-001-10	Los Alamos Nat'l Lab
81	I	N	55,324	U. S. Department of Energy	85000-001-10	Los Alamos Nat'l Lab
81	I	N	160,654	U. S. Department of Energy	86665-002-10	Los Alamos Nat'l Lab
81	I	N	9,492	U. S. Department of Energy	AC70110 O	Savannah River Nuclear Sol.
81	I	N	133,860	U. S. Department of Energy	AC858780	Savannah River Nuclear Sol.

SCHEDULE OF EXPENDITURES OF FEDERAL AWARDS (BY STATE AGENCY)

For the Fiscal Year Ended June 30, 2012

Federal CFDA Number	Direct/ Indirect	ARRA	Program Disbursements	CFDA Program Title	Pass-Through Number	Pass-Through Entity Name
81	I	N	2,736	U. S. Department of Energy	AFT-1-11320-01	National Renewable Energy Lab
81	I	N	24,889	U. S. Department of Energy	IREC-NMSU/SAI-NCSU	IREC
81	I	N	1,054	U. S. Department of Energy	IREC/SOC-NCSU-1107	IREC
81	I	N	236,552	U. S. Department of Energy	N/A	Krell Institute
81	I	N	39,280	U. S. Department of Energy	PO4500305158 BRIAN	Allegheny Energy, Inc.
81	I	N	674,472	U. S. Department of Energy	XEU-0-99515-01	Alliance for Sustainable Energy
81	I	N	90,704	U. S. Department of Energy	XGB-1-11444-01	National Renewable Energy Lab
81	I	Y	17,125	ARRA - U. S. Department of Energy	1-340-0212662	RTI International
81	I	Y	128,021	ARRA - U. S. Department of Energy	2012-0511	Grid Logic, Inc.
81	I	Y	14,965	ARRA - U. S. Department of Energy	4000103284	UT-Battelle LLC
81	I	Y	87,488	ARRA - U. S. Department of Energy	DE-EE-0002628	Progress Energy Carolinas
81	I	Y	30,427	ARRA - U. S. Department of Energy	R01276-ARRA	Florida State University
81.049	D	N	4,257,806	Office of Science Financial Assistance Program		
81.049	I	N	56,032	Office of Science Financial Assistance Program	#4030 P.O. NO: 104	Supercon Inc.
81.049	I	N	76,927	Office of Science Financial Assistance Program	08-SC-NICCR-1072	Duke University
81.049	I	N	82,132	Office of Science Financial Assistance Program	2010-0054	Muons, Incorporated
81.049	I	N	128,100	Office of Science Financial Assistance Program	2010-0453 PO NO.	Supercon Inc.
81.049	I	N	50,222	Office of Science Financial Assistance Program	2010-1026	Calabazas Creek Research, Inc.
81.049	I	N	34,047	Office of Science Financial Assistance Program	2011-2881	Muons, Incorporated
81.049	I	N	24,413	Office of Science Financial Assistance Program	2012-0171	Ngimat Co.
81.049	I	N	9,248	Office of Science Financial Assistance Program	4501394628	MIT
81.049	I	N	17,555	Office of Science Financial Assistance Program	5-000521	University of Calif-Riverside
81.049	I	N	149,595	Office of Science Financial Assistance Program	PO: 0000141077	University of Utah
81.049	I	N	388,978	Office of Science Financial Assistance Program	WU-HT-10-09 PO: 29	Washington University
81.049	I	Y	66,199	ARRA - Office of Science Financial Assistance Program	23879	University of Delaware
81.049	I	Y	521,506	ARRA - Office of Science Financial Assistance Program	4005-NCSU-DOE-1090	Penn State University
81.049	I	Y	18,949	ARRA - Office of Science Financial Assistance Program	4286-NCSU-USDE-109	Penn State University
81.086	D	N	251,479	Conservation Research and Development		
81.086	I	N	5,446	Conservation Research and Development	400119429	GE Global Research
81.086	I	Y	303,640	ARRA - Conservation Research and Development	2009-2513-02	Triangle J Coun Govt
81.086	I	Y	70,148	ARRA - Conservation Research and Development	2009-2513-06	Triangle J Coun Govt
81.086	I	Y	205,344	ARRA - Conservation Research and Development	TJCOG-CBS-037 / 15	Triangle J Coun Govt
81.086	I	Y	11,499	ARRA - Conservation Research and Development	TJCOG-CBS-045	Triangle J Coun Govt
81.087	D	N	3,362,651	Renewable Energy Research and Development		
81.087	D	Y	221,401	ARRA - Renewable Energy Research and Development		
81.087	I	N	12,302	Renewable Energy Research and Development	2009-1613	Eformative Options, LLC
81.087	I	N	27,178	Renewable Energy Research and Development	3TG153	South Dakota State University
81.087	I	N	27,504	Renewable Energy Research and Development	DE-EE0004420.001	AWS Truepower (AWST)
81.087	I	N	3,596	Renewable Energy Research and Development	GO12026-267	CPBR, Inc.
81.087	I	N	11,816	Renewable Energy Research and Development	GO12026-330	Consortium for Plant Biotechnology Research, Inc
81.087	I	N	75,371	Renewable Energy Research and Development	GO12026-331	Consortium for Plant Biotechnology Research, Inc
81.087	I	Y	3,721	ARRA - Renewable Energy Research and Development	2010-1508	Diversified Energy Corp.
81.087	I	Y	27,944	ARRA - Renewable Energy Research and Development	EE0002611-600	Celgard
81.087	I	Y	168,393	ARRA - Renewable Energy Research and Development	EE0002611-600/ PO#	Celgard
81.087	I	Y	35,876	ARRA - Renewable Energy Research and Development	S00000110	Gas Technology Institute
81.089	I	N	2,980	Fossil Energy Research and Development	S00000070	Gas Technology Institute
81.112	D	N	231,966	Stewardship Science Grant Program		
81.113	D	N	285,382	Defense Nuclear Nonproliferation Research		
81.117	D	N	524,286	Energy Efficiency and Renewable Energy Information Dissemination, Outreach, Training and Technical Analysis/Assistance		

SCHEDULE OF EXPENDITURES OF FEDERAL AWARDS (BY STATE AGENCY)

For the Fiscal Year Ended June 30, 2012

Federal CFDA Number	Direct/ Indirect	ARRA	Program Disbursements	CFDA Program Title	Pass-Through Number	Pass-Through Entity Name
81.117	I	N	83,671	Energy Efficiency and Renewable Energy Information Dissemination, Outreach, Training and Technical Analysis/Assistance	Solar America Citi	ICLEI
81.117	I	Y	22,972	ARRA - Energy Efficiency and Renewable Energy Information Dissemination, Outreach, Training and Technical Analysis/Assistance	GT10-0310-0002	Mississippi Development Auth.
81.119	I	N	36,303	State Energy Program Special Projects	GT12-0237-001	Mississippi Development Auth.
81.119	I	N	53,983	State Energy Program Special Projects	SIEA-2010-103	GA Environ Fac Auth
81.121	D	N	127,231	Nuclear Energy Research, Development and Demonstration		
81.121	I	N	195,070	Nuclear Energy Research, Development and Demonstration	00042959 #24	Battelle Energy Alliance, LLC
81.121	I	N	46,287	Nuclear Energy Research, Development and Demonstration	00042959 RELEASE #	Idaho National Laboratory
81.121	I	N	60,073	Nuclear Energy Research, Development and Demonstration	00042959-00032	Idaho National Laboratory
81.122	D	Y	419,576	ARRA - Electricity Delivery and Energy Reliability, Research, Development and Analysis		
81.135	D	N	1,231,315	Advanced Research and Projects Agency-Energy Financial Assistance Program		
81.135	D	Y	999,039	ARRA - Advanced Research and Projects Agency-Energy Financial Assistance Program		
81.135	I	N	6,307	Advanced Research and Projects Agency-Energy Financial Assistance Program	12-910	Arizona State University
81.135	I	Y	108,067	ARRA - Advanced Research and Projects Agency-Energy Financial Assistance Program	10-359	Arizona State University
81.135	I	Y	224,430	ARRA - Advanced Research and Projects Agency-Energy Financial Assistance Program	11-001 / DE-FOA-00	Cree, Inc.
84	D	N	326,145	U. S. Department of Education		
84	I	N	246,591	U. S. Department of Education	2008-2333	Watauga County Schools
84	I	N	17,444	U. S. Department of Education	2010-0177	Cumberland County Schools
84	I	N	224,545	U. S. Department of Education	LPO-02013 L6043 TA	American Inst for Rsch
84.007	D	N	386,055	Federal Supplemental Educational Opportunity Grants		
84.015	I	N	2,707	National Resource Centers Program for Foreign Language and Area Studies or Foreign Language and International Studies Program and Foreign Language and Area Studies Fellowship Program	07-SC-DED-1003	Duke University
84.016	D	N	56,696	Undergraduate International Studies and Foreign Language Programs		
84.033	D	N	586,877	Federal Work-Study Program		
84.038	D	N	12,726,879	Federal Perkins Loan Program-Federal Capital Contributions		
84.042	D	N	237,078	TRIO-Student Support Services		
84.044	D	N	370,488	TRIO-Talent Search		
84.047	D	N	511,247	TRIO-Upward Bound		
84.063	D	N	24,297,761	Federal Pell Grant Program		
84.116	D	N	191,215	Fund for the Improvement of Postsecondary Education		
84.116	I	N	57,833	Fund for the Improvement of Postsecondary Education	144-907422	University of Wisconsin
84.116	I	N	3,710	Fund for the Improvement of Postsecondary Education	182K825	University of Wisconsin
84.116	I	N	26,881	Fund for the Improvement of Postsecondary Education	UF IFAS 00070915	University of Florida
84.200	D	N	734,989	Graduate Assistance in Areas of National Need		
84.215	D	N	15,204	Fund for the Improvement of Education		
84.268	D	N	117,922,591	Federal Direct Student Loans		
84.305	I	N	9,485	Education Research, Development and Dissemination	12-ED-1094	Duke University
84.324	I	N	248,636	Research in Special Education	224061B	University of Oregon
84.366	I	N	24,355	Mathematics and Science Partnerships	2011-2482	Catawba County Schools
84.366	I	N	286,769	Mathematics and Science Partnerships	553993 RAGAN, N.	Duplin County Schools
84.375	D	N	3,274	Academic Competitiveness Grants		
84.376	D	N	39,750	National Science and Mathematics Access to Retain Talent (SMART) Grants		
93	D	N	143,272	U. S. Department of Health and Human Services		
93	I	N	32,211	U. S. Department of Health and Human Services	#547662 DR APPERSO	Tulane University
93	I	N	66,288	U. S. Department of Health and Human Services	#547663 DR SCHAL	Tulane University

SCHEDULE OF EXPENDITURES OF FEDERAL AWARDS (BY STATE AGENCY)

For the Fiscal Year Ended June 30, 2012

Federal CFDA Number	Direct/ Indirect	ARRA	Program Disbursements	CFDA Program Title	Pass-Through Number	Pass-Through Entity Name
93	I	N	107,012	U. S. Department of Health and Human Services	1-N01-CN43302-WA-2	Cornell University
93	I	N	159,192	U. S. Department of Health and Human Services	89369 / HHSN275200	Res Fdn Mentl Hygiene
93	I	N	3,507	U. S. Department of Health and Human Services	GC12015.136207	University of Virginia
93	I	N	95,024	U. S. Department of Health and Human Services	HHSN272201000053C	Duke University Medical Ctr
93	I	N	7,714	U. S. Department of Health and Human Services	LSBPO1229	Lifesource Biomedical
93	I	N	38,806	U. S. Department of Health and Human Services	N/A	Ohio State University
93	I	N	93,170	U. S. Department of Health and Human Services	PO #400031414	GE Global Research
93.103	D	N	201,194	Food and Drug Administration-Research		
93.103	I	N	31,303	Food and Drug Administration-Research	08-002947 NCSU	University of Cal-Davis
93.103	I	N	13,287	Food and Drug Administration-Research	11-AUFSI-360490-NC	Auburn University
93.113	D	N	1,787,732	Environmental Health		
93.113	I	N	104,230	Environmental Health	2R01ES014065-06/NC	Mount Desert Island Bio Lab.
93.121	D	N	45,509	Oral Diseases and Disorders Research		
93.121	I	N	34,668	Oral Diseases and Disorders Research	2010-1281	Agile Sciences
93.121	I	N	8,027	Oral Diseases and Disorders Research	MUSC11-013	Medical University of South Carolina
93.121	I	N	13,085	Oral Diseases and Disorders Research	N/A	University of Alabama
93.121	I	N	9,031	Oral Diseases and Disorders Research	P002625101	University of Minnesota
93.172	I	N	14,991	Human Genome Research	1440 G PA513	University of Cal-LA
93.225	I	N	1,895	National Research Service Awards-Health Services Research Training	5 R21 HS017628-02	Mayo Clinic Rochester
93.226	D	N	108,193	Research on Healthcare Costs, Quality and Outcomes		
93.242	D	N	604,167	Mental Health Research Grants		
93.262	D	N	225,007	Occupational Safety and Health Program		
93.262	I	N	17,516	Occupational Safety and Health Program	60010415 PO: RF0	Ohio State University
93.273	D	N	240,465	Alcohol Research Programs		
93.273	I	N	26,753	Alcohol Research Programs	A11-0109-S001	East Carolina University
93.279	D	N	61,616	Drug Abuse and Addiction Research Programs		
93.286	D	N	421,802	Discovery and Applied Research for Technological Innovations to Improve Human Health		
93.286	I	N	25,916	Discovery and Applied Research for Technological Innovations to Improve Human Health	1543214	University of Colorado
93.286	I	N	146,147	Discovery and Applied Research for Technological Innovations to Improve Human Health	1548043 PO 0000076	University of Colorado-Boulder
93.286	I	N	55,618	Discovery and Applied Research for Technological Innovations to Improve Human Health	Y554537 / 1R21EB01	University of Arizona
93.310	D	N	148,196	Trans-NIH Research Support		
93.360	D	N	567,105	Biomedical Advanced Research and Development Authority (BARDA), Biodefense Medical Countermeasure Development		
93.389	D	N	446,544	National Center for Research Resources		
93.389	I	N	10,439	National Center for Research Resources	FP22003	University of Alaska Fairbanks
93.389	I	N	35,804	National Center for Research Resources	PO 414994-G / UR 5	University of Rochester
93.393	D	N	897,766	Cancer Cause and Prevention Research		
93.393	I	N	32,154	Cancer Cause and Prevention Research	10-1791/PO#30442	University of South Carolina
93.393	I	N	45,438	Cancer Cause and Prevention Research	570363	Texas A&M University
93.394	D	N	110,915	Cancer Detection and Diagnosis Research		
93.395	D	N	69,108	Cancer Treatment Research		
93.395	I	N	18,078	Cancer Treatment Research	10-00429, Project#	New York University
93.395	I	N	29,966	Cancer Treatment Research	P01 42745	Duke University
93.395	I	N	7,448	Cancer Treatment Research	Purchase Order: 10	Supercon Inc.
93.396	D	N	1,530,456	Cancer Biology Research		
93.396	I	N	25,393	Cancer Biology Research	6071SC	University of Cal-San Fran
93.398	D	N	139,495	Cancer Research Manpower		

SCHEDULE OF EXPENDITURES OF FEDERAL AWARDS (BY STATE AGENCY)

For the Fiscal Year Ended June 30, 2012

Federal CFDA Number	Direct/ Indirect	ARRA	Program Disbursements	CFDA Program Title	Pass-Through Number	Pass-Through Entity Name
93.648	I	N	20,192	Child Welfare Research Training or Demonstration	E00030648-3	University of Missouri-Columbia
93.648	I	N	19,724	Child Welfare Research Training or Demonstration	E00034524-2	University of Missouri-Columbia
93.652	D	N	120,413	Adoption Opportunities		
93.701	D	Y	2,057,333	ARRA - Trans-NIH Recovery Act Research Support		
93.701	I	Y	10,157	ARRA - Trans-NIH Recovery Act Research Support	114346-5053742	Harvard University
93.701	I	Y	7,700	ARRA - Trans-NIH Recovery Act Research Support	5R01ES012054-08	Harvard University
93.701	I	Y	56,431	ARRA - Trans-NIH Recovery Act Research Support	10-085	University of Texas (UTMB)
93.701	I	Y	80,821	ARRA - Trans-NIH Recovery Act Research Support	100052-D	University of Rochester
93.701	I	Y	36,587	ARRA - Trans-NIH Recovery Act Research Support	100063-D	University of Rochester
93.701	I	Y	25,542	ARRA - Trans-NIH Recovery Act Research Support	2010-0508 / AI7277	Soymeds, Inc.
93.701	I	Y	19,242	ARRA - Trans-NIH Recovery Act Research Support	2012-1086	Bruce Technologies, Inc
93.701	I	Y	32,259	ARRA - Trans-NIH Recovery Act Research Support	203-0472	Duke University Medical Ctr
93.701	I	Y	8,941	ARRA - Trans-NIH Recovery Act Research Support	60025098 NCSU	Northwestern University
93.709	I	Y	5,912	ARRA - Early Head Start	N/A	Chapel Hill Training CHTOP
93.837	D	N	742,105	Cardiovascular Diseases Research		
93.837	I	N	174,094	Cardiovascular Diseases Research	2010-1128	Lifescitech, LLC
93.838	D	N	870,602	Lung Diseases Research		
93.839	I	N	22,478	Blood Diseases and Resources Research	24-1106-0002-209	University of Nebraska-Lincoln
93.846	D	N	20,470	Arthritis, Musculoskeletal and Skin Diseases Research		
93.847	D	N	462,343	Diabetes, Digestive, and Kidney Diseases Extramural Research		
93.847	I	N	14,865	Diabetes, Digestive, and Kidney Diseases Extramural Research	2011-1170	Nutrasorb LLC
93.853	D	N	591,047	Extramural Research Programs in the Neurosciences and Neurological Disorders		
93.853	I	N	112,869	Extramural Research Programs in the Neurosciences and Neurological Disorders	11061135	Cornell University
93.855	D	N	1,977,854	Allergy, Immunology and Transplantation Research		
93.855	I	N	5,033	Allergy, Immunology and Transplantation Research	09-089	University of Texas
93.855	I	N	17,519	Allergy, Immunology and Transplantation Research	1928-11-02	Childrens Research Institute
93.855	I	N	4,377	Allergy, Immunology and Transplantation Research	302-0258	Duke University
93.855	I	N	45,981	Allergy, Immunology and Transplantation Research	302-0338	Duke University
93.855	I	N	110,683	Allergy, Immunology and Transplantation Research	6119-1236-00-A	University of South Florida
93.855	I	N	47,981	Allergy, Immunology and Transplantation Research	UF11263	University of Florida
93.859	D	N	4,783,476	Biomedical Research and Research Training		
93.859	I	N	75,432	Biomedical Research and Research Training	1P50GM09450301A1PO	Med College of Wisconsin, Inc
93.859	I	N	122,070	Biomedical Research and Research Training	2009-1043	Syntrix Biosystems, Inc.
93.859	I	N	1,284	Biomedical Research and Research Training	203-0167	Duke University Medical Ctr
93.859	I	N	106,542	Biomedical Research and Research Training	S0182729	University of Cal-Santa Cruz
93.859	I	N	38,180	Biomedical Research and Research Training	UA 12-009	University of Alabama
93.865	D	N	171,262	Child Health and Human Development Extramural Research		
93.865	I	N	652	Child Health and Human Development Extramural Research	N/A	Rehabilitation Inst of Chicago
93.866	D	N	396,821	Aging Research		
93.866	I	N	19,904	Aging Research	10-NIH-1034	Duke University
93.866	I	N	62,084	Aging Research	145911 /ACCT CODE	Duke University
93.867	D	N	263,505	Vision Research		
93.867	I	N	62,733	Vision Research	00028776-1	University of Missouri-St. Louis
93.867	I	N	899	Vision Research	120109-01	Blatek, Inc.
93.867	I	N	48,002	Vision Research	2000745235	Johns Hopkins University
93.867	I	N	84,951	Vision Research	25 7010170 / EY012	West Michigan University
96.007	I	N	122,659	Social Security-Research and Demonstration	9920100026	Rand Corporation, Inc
97.044	D	N	437,636	Assistance to Firefighters Grant		
97.067	D	N	20,272	Homeland Security Grant Program		

SCHEDULE OF EXPENDITURES OF FEDERAL AWARDS (BY STATE AGENCY)

For the Fiscal Year Ended June 30, 2012

Federal CFDA Number	Direct/ Indirect	ARRA	Program Disbursements	CFDA Program Title	Pass-Through Number	Pass-Through Entity Name
97.104	D	N	122,888	Homeland Security-Related Science, Technology, Engineering and Mathematics (HS STEM) Career Development Program		
98	I	N	2,811	U. S. Agency for International Development	016258-62	University of Cal-Davis
98	I	N	61,079	U. S. Agency for International Development	2007-1200-03	Oregon State University
98	I	N	16,692	U. S. Agency for International Development	2007-1200-04	Oregon State University
98	I	N	20,091	U. S. Agency for International Development	41060000-800004426	Purdue University
98	I	N	163,044	U. S. Agency for International Development	RD011G-C	Oregon State University
98.001	I	N	480	USAID Foreign Assistance for Programs Overseas	09-002945-11	University of Cal-Davis
98.001	I	N	43,382	USAID Foreign Assistance for Programs Overseas	4-330-0212934	RTI International
98.001	I	N	19,900	USAID Foreign Assistance for Programs Overseas	61-3886B	Michigan State University
			<u>343,947,916</u>	Total — North Carolina State University		

University of North Carolina - General Administration

11.550	D	N	139,485	Public Telecommunications Facilities Planning and Construction		
12.431	D	N	276,671	Basic Scientific Research		
43	D	N	348,644	National Aeronautics and Space Administration		
64.124	D	N	375,127	All-Volunteer Force Educational Assistance		
84.334	D	N	2,301,437	Gaining Early Awareness and Readiness for Undergraduate Programs		
84.350	D	N	603,906	Transition to Teaching		
84.367	D	N	1,551,436	Improving Teacher Quality State Grants		
84.378	D	N	4,582,208	College Access Challenge Grant Program		
			<u>10,178,914</u>	Total — University of North Carolina - General Administration		

University of North Carolina at Asheville

10.206	D	N	552	Grants for Agricultural Research-Competitive Research-Grants		
10.310	D	N	6,961	Agriculture and Food Research Initiative (AFRI)		
10.652	D	N	401,657	Forestry Research		
10.664	D	N	8,598	Cooperative Forestry Assistance		
11.440	D	N	453,665	Environmental Sciences, Applications, Data, and Education		
15.657	D	N	2,117	Endangered Species Conservation-Recovery Implementation Funds		
43.001	I	N	20,374	Science	16228099	University of Central FL
45.024	D	N	22	Promotion of the Arts-Grants to Organizations and Individuals		
45.161	D	N	88,134	Promotion of the Humanities-Research		
45.163	D	N	136,457	Promotion of the Humanities-Professional Development		
47.049	D	N	173,766	Mathematical and Physical Sciences		
47.050	I	N	14,604	Geosciences	RR167-564/4895706	University of Georgia
47.076	D	N	82,887	Education and Human Resources		
47.082	D	Y	361,496	ARRA - Trans-NSF Recovery Act Research Support		
84.007	D	N	50,294	Federal Supplemental Educational Opportunity Grants		
84.015	I	N	9,727	National Resource Centers Program for Foreign Language and Area Studies or Foreign Language and International Studies Program and Foreign Language and Area Studies Fellowship Program	HC12717	East-West Center
84.033	D	N	93,968	Federal Work-Study Program		
84.038	D	N	1,336,341	Federal Perkins Loan Program-Federal Capital Contributions		
84.063	D	N	4,909,980	Federal Pell Grant Program		
84.268	D	N	12,924,595	Federal Direct Student Loans		
84.379	D	N	15,000	Teacher Education Assistance for College and Higher Education Grants (TEACH Grants)		
			<u>21,091,195</u>	Total — University of North Carolina at Asheville		

SCHEDULE OF EXPENDITURES OF FEDERAL AWARDS (BY STATE AGENCY)

For the Fiscal Year Ended June 30, 2012

Federal CFDA Number	Direct/ Indirect	ARRA	Program Disbursements	CFDA Program Title	Pass-Through Number	Pass-Through Entity Name
<u>University of North Carolina at Chapel Hill</u>						
10	D	N	98,283	U. S. Department of Agriculture		
10.001	D	N	13,536	Agricultural Research-Basic and Applied Research		
10.206	D	N	136,567	Grants for Agricultural Research-Competitive Research-Grants		
10.253	I	N	10,872	Food Assistance and Nutrition Research Programs (FANRP)	62140-9609	Cornell University
10.255	I	N	21,536	Research Innovation and Development Grants in Economics (RIDGE)	018000-321470-06	Mississippi State University
10.310	D	N	263,854	Agriculture and Food Research Initiative (AFRI)		
10.500	I	N	272,054	Cooperative Extension Service	RR580-375/4785586	University of Georgia
11	I	N	1,916	U. S. Department of Commerce	1409	S East Aquatic Res P
11	I	N	77,894	U. S. Department of Commerce	IOOS.11(033)UNCCH.HS	Secoora-SE Coasta
11	I	N	9	U. S. Department of Commerce	RU 3234/4-21463	Rutgers University
11	I	N	-324	U. S. Department of Commerce	S106	SC Sea Grant Consort
11	I	N	-3,219	U. S. Department of Commerce	S351	SC Sea Grant Consort
11.012	I	N	12,671	Integrated Ocean Observing System (IOOS)	2010-008	SURA(Se Univ Rsch)
11.012	I	N	269,414	Integrated Ocean Observing System (IOOS)	2010-011	SURA(Se Univ Rsch)
11.012	I	N	11,646	Integrated Ocean Observing System (IOOS)	2011-001	SURA(Se Univ Rsch)
11.012	I	N	1,137	Integrated Ocean Observing System (IOOS)	433894/S1574936	Rutgers University
11.303	D	N	37,027	Economic Development-Technical Assistance		
11.419	I	N	-2,464	Coastal Zone Management Administration Awards	07-094	University New Hampshire
11.420	D	N	16,086	Coastal Zone Management Estuarine Research Reserves		
11.430	I	N	48,226	Undersea Research	08-10-032	University of Mississippi
11.430	I	N	45,584	Undersea Research	08-11-047	University of Mississippi
11.431	D	N	83,919	Climate and Atmospheric Research		
11.431	I	N	-1,753	Climate and Atmospheric Research	08-1474/PO#81730	University of South Carolina
11.431	I	N	8,388	Climate and Atmospheric Research	41653/13540-FA93	University of South Carolina
11.432	I	N	5,752	National Oceanic and Atmospheric Administration (NOAA) Cooperative Institutes	2373KH-UNCCH-001	Daupin Island Sea La
11.433	I	N	1,220	Marine Fisheries Initiative	2299KH-UNC-01	Daupin Island Sea La
11.457	I	N	-696	Chesapeake Bay Studies	710221/01	VA Inst of Marine Sc
11.473	D	N	59,788	Coastal Services Center		
11.473	I	N	12,747	Coastal Services Center	3001003710	University of Michigan
11.473	I	N	-8,410	Coastal Services Center	S555	SC Sea Grant Consort
11.473	I	N	181	Coastal Services Center	S556	SC Sea Grant Consort
11.473	I	N	34,074	Coastal Services Center	S670	SC Sea Grant Consort
11.473	I	N	-7,774	Coastal Services Center	S671	SC Sea Grant Consort
11.473	I	N	11,025	Coastal Services Center	TO 20/432336	Rutgers University
11.473	I	N	-159	Coastal Services Center	UF-EIES-0704031-UNC	University of Florida
11.478	D	N	-2,713	Center for Sponsored Coastal Ocean Research-Coastal Ocean Program		
11.714	I	N	-157	Science Serving our Coast and Beyond/North Carolina Sea Grant College Institutional Program	09-NCSU-1046	Duke University
12	D	N	1,281,348	U. S. Department of Defense		
12	I	N	132	U. S. Department of Defense	0000198797	Henry M Jackson Fdn
12	I	N	-5,983	U. S. Department of Defense	04-02-2009	Ceramatec Inc
12	I	N	613,905	U. S. Department of Defense	1-321-0210294	RTI International
12	I	N	21,786	U. S. Department of Defense	1176733	Sandia National Lab
12	I	N	12,680	U. S. Department of Defense	166125	Duke Univ Med Ctr
12	I	N	-1,254	U. S. Department of Defense	172648	The Boeing Company
12	I	N	6,780	U. S. Department of Defense	206-000062	SRI International
12	I	N	29,933	U. S. Department of Defense	25-0521-156-003	University of Nebraska
12	I	N	958	U. S. Department of Defense	2705892	Northrop Grumman
12	I	N	591,103	U. S. Department of Defense	69-200910	Ntl Ctr Manufa Scien

SCHEDULE OF EXPENDITURES OF FEDERAL AWARDS (BY STATE AGENCY)

For the Fiscal Year Ended June 30, 2012

Federal CFDA Number	Direct/ Indirect	ARRA	Program Disbursements	CFDA Program Title	Pass-Through Number	Pass-Through Entity Name
12	I	N	35,270	U. S. Department of Defense	701706	Henry M Jackson Fdn
12	I	N	3,723	U. S. Department of Defense	888-11-16-04/1-340-0	RTI Rsch Triangle In
12	I	N	-1,325	U. S. Department of Defense	ATS-UNC-0701-10	Aterrasys LLC
12	I	N	352,206	U. S. Department of Defense	N/A	Entegriion Inc
12	I	N	7,576	U. S. Department of Defense	PO 13552	Optra Inc.
12	I	N	107,911	U. S. Department of Defense	PO10-14267	DZSP 21 LLC
12	I	N	44,582	U. S. Department of Defense	S-000066.00008.UNC	Applied Rsch Association
12	I	N	19,980	U. S. Department of Defense	S-001460.00000.UNC	Applied Rsch Association
12	I	N	1,310	U. S. Department of Defense	W81XWH-08-1-0760	American Burn Association
12	I	N	158	U. S. Department of Defense	XWH0810683	American Burn Association
12.300	D	N	1,843,929	Basic and Applied Scientific Research		
12.300	I	N	45,085	Basic and Applied Scientific Research	4478-UNC-ONR-0557	Penn State University
12.300	I	N	50,656	Basic and Applied Scientific Research	570723	Texas A&M University
12.300	I	N	168,089	Basic and Applied Scientific Research	705017	University of Wash-Seattle
12.300	I	N	276,307	Basic and Applied Scientific Research	A100752	Woods Hole Ocea Inst
12.351	D	N	593,782	Basic Scientific Research-Combating Weapons of Mass Destruction		
12.420	D	N	2,244,069	Military Medical Research and Development		
12.420	I	N	49,043	Military Medical Research and Development	2008-06421-01/A3006	University of Ill Champaign
12.420	I	N	77,572	Military Medical Research and Development	557297	University of Pennsylvania
12.420	I	N	55,842	Military Medical Research and Development	6648SC	University Calif-San Francisco
12.431	D	N	2,097,245	Basic Scientific Research		
12.431	I	N	16,457	Basic Scientific Research	09-ARO-1103	Duke University
12.431	I	N	45,969	Basic Scientific Research	3048105696-10-073	Un Kentucky Res Fdn
12.431	I	N	221,056	Basic Scientific Research	W911NF-10-1-0382	Pulmatrix
12.556	I	N	24,645	Competitive Grants: Promoting K-12 Student Achievement at Military-Connected Schools	DODEA	Harnett County School
12.630	D	N	543	Basic, Applied, and Advanced Research in Science and Engineering		
12.630	I	N	10,861	Basic, Applied, and Advanced Research in Science and Engineering	A666B1	Texas A&M University
12.800	D	N	148,116	Air Force Defense Research Sciences Program		
12.800	I	N	11,559	Air Force Defense Research Sciences Program	12-2113	University of South Carolina
12.800	I	N	33,627	Air Force Defense Research Sciences Program	2000933690	Johns Hopkins University
12.901	D	N	20,098	Mathematical Sciences Grants Program		
12.910	D	N	212,851	Research and Technology Development		
12.910	I	N	11,118	Research and Technology Development	00001743	Princeton University
12.910	I	N	14,400	Research and Technology Development	450124-19467	VA Polytechnic Inst
12.910	I	N	28,238	Research and Technology Development	554466	University of Wash-Seattle
12.910	I	N	32,133	Research and Technology Development	SP0001045/PORJ000348	Northwestern University
12.910	I	N	158,102	Research and Technology Development	UTA10-000426	University of Texas-Austin
14	I	N	33,875	U. S. Department of Housing and Urban Development	30060	ABT Assoc Inc.
14.516	D	N	3,146	Doctoral Dissertation Research Grants		
15	D	N	34,921	U. S. Department of Interior		
15.608	D	N	-667	Fish and Wildlife Management Assistance		
15.807	I	N	-3,282	Earthquake Hazards Reduction Program	PO119509	University Southern Califo
15.808	I	N	-125	U. S. Geological Survey-Research and Data Collection	4000516990	University of Iowa
15.810	D	N	5,639	National Cooperative Geologic Mapping Program		
16	D	N	39,079	U. S. Department of Justice		
20	D	N	2,366,449	U. S. Department of Transportation		
20	I	N	80,960	U. S. Department of Transportation	07-UNCCH-E1	University of Tennessee
20	I	N	55,461	U. S. Department of Transportation	37769.00	Vanasse Hangen Brust
20	I	N	224,975	U. S. Department of Transportation	38049-01	Vanasse Hangen Brust

SCHEDULE OF EXPENDITURES OF FEDERAL AWARDS (BY STATE AGENCY)

For the Fiscal Year Ended June 30, 2012

Federal CFDA Number	Direct/ Indirect	ARRA	Program Disbursements	CFDA Program Title	Pass-Through Number	Pass-Through Entity Name
20	I	N	8,256	U. S. Department of Transportation	DTNH22-09-D-00135	Transanalytics
20	I	N	43,124	U. S. Department of Transportation	DTNH22-10-D-00188	Transanalytics
20	I	N	-8,260	U. S. Department of Transportation	ELS0022480	Wyle Laboratories
20	I	N	292,113	U. S. Department of Transportation	HR 25-36	Natl Acad of Science
20	I	N	76,489	U. S. Department of Transportation	HR 3-62	Natl Acad of Science
20	I	N	184,775	U. S. Department of Transportation	HR-17-48	Natl Acad of Science
20	I	N	46,533	U. S. Department of Transportation	HR-20-07 (314)	Natl Acad of Science
20	I	N	14,230	U. S. Department of Transportation	HR17-35/DOT-6505-099	Natl Acad of Science
20	I	N	146,012	U. S. Department of Transportation	N/A	Am Assoc St Highway Tr
20	I	N	-990	U. S. Department of Transportation	PO#0000137253/250602	University of Utah
20	I	N	1,067	U. S. Department of Transportation	T-10-005	Vanasse Hangen Brust
20.200	D	N	200,410	Highway Research and Development Program		
20.205	D	N	2,066,572	Highway Planning and Construction		
20.205	I	N	244	Highway Planning and Construction	209WE170	Portland State University
20.701	I	N	11,823	University Transportation Centers Program	246431A	University of Oregon
43	D	N	339,279	National Aeronautics and Space Administration		
43	I	N	4,493	National Aeronautics and Space Administration	1436032	Calif Inst Technolog
43	I	N	14,477	National Aeronautics and Space Administration	3001477342	University of Michigan
43	I	N	49,240	National Aeronautics and Space Administration	9-58-461/MA00002	Natl Space Biom Rsc
43	I	N	-2,055	National Aeronautics and Space Administration	91978/NAS13-99030	Mississippi Space Ser
43	I	N	48,413	National Aeronautics and Space Administration	HST-AR-12147.01-A	Space Telescope Sci
43	I	N	5,445	National Aeronautics and Space Administration	N/A	University Ala-Huntsville
43	I	N	108,416	National Aeronautics and Space Administration	NCC 9-58-461	Baylor Col Med
43	I	N	-12,884	National Aeronautics and Space Administration	PO#5600400523/NCC 9	Baylor Col Med
43.001	D	N	8,023	Science		
43.001	I	N	-363	Science	S100013	Texas A&M University
45	I	N	12,280	Federal Council on the Arts and the Humanities	N/A	EPG Consulting
45.024	D	N	144,375	Promotion of the Arts-Grants to Organizations and Individuals		
45.024	I	N	25,000	Promotion of the Arts-Grants to Organizations and Individuals	120524	Arts Midwest
45.024	I	N	10,000	Promotion of the Arts-Grants to Organizations and Individuals	N/A	Arts Midwest
45.149	D	N	196,310	Promotion of the Humanities-Division of Preservation and Access		
45.161	D	N	73,903	Promotion of the Humanities-Research		
45.163	D	N	176,109	Promotion of the Humanities-Professional Development		
45.169	D	N	25,410	Promotion of the Humanities-Office of Digital Humanities		
45.301	D	N	37,982	Museums for America		
45.303	D	N	38,357	Conservation Project Support		
45.312	D	N	476,425	National Leadership Grants		
45.312	I	N	84,787	National Leadership Grants	137263-02	Harvard University
45.313	D	N	971,909	Laura Bush 21st Century Librarian Program		
47	D	N	314,761	National Science Foundation		
47	I	N	9,539	National Science Foundation	1003507	Tacoma Commu College
47	I	N	665	National Science Foundation	19888-S1	Vanderbilt U Med C
47	I	N	1,387	National Science Foundation	GOH/UNC 09P2123	Guardians of Honor
47	I	N	137,390	National Science Foundation	N/A	Global Envir Netwo I
47.041	D	N	1,302,598	Engineering Grants		
47.041	I	N	26,119	Engineering Grants	1159-7558-206-200628	Clemson University
47.041	I	N	1,058	Engineering Grants	IIP-1047239	Altometrics Inc
47.049	D	N	7,100,817	Mathematical and Physical Sciences		
47.049	I	N	446,062	Mathematical and Physical Sciences	08-SC-NSF-1026	Duke University
47.049	I	N	34,510	Mathematical and Physical Sciences	12-NSF-1027	Duke University

SCHEDULE OF EXPENDITURES OF FEDERAL AWARDS (BY STATE AGENCY)

For the Fiscal Year Ended June 30, 2012

Federal CFDA Number	Direct/ Indirect	ARRA	Program Disbursements	CFDA Program Title	Pass-Through Number	Pass-Through Entity Name
47.049	I	N	1,554	Mathematical and Physical Sciences	12-NSF-1093	Duke University
47.049	I	N	66,240	Mathematical and Physical Sciences	201556UNC	University of Notre Dame
47.049	I	N	16,170	Mathematical and Physical Sciences	3001310127	University of Michigan
47.049	I	N	209,543	Mathematical and Physical Sciences	431140	University of Wash-Seattle
47.049	I	N	110,343	Mathematical and Physical Sciences	61-2482NC	Michigan State University
47.049	I	N	4,451	Mathematical and Physical Sciences	647F275	University Wisconsin-Madison
47.049	I	N	34,293	Mathematical and Physical Sciences	716554	University of Wash-Seattle
47.049	I	N	34,238	Mathematical and Physical Sciences	RC100639UNC	Michigan State University
47.050	D	N	2,723,667	Geosciences		
47.050	I	N	15,513	Geosciences	161533	University Southern California
47.050	I	N	1	Geosciences	A100617	Woods Hole Ocea Inst
47.050	I	N	-244	Geosciences	PO# T301A12	Consort Ocean Leader
47.070	D	N	2,470,543	Computer and Information Science and Engineering		
47.070	I	N	59,154	Computer and Information Science and Engineering	14059	Raytheon
47.070	I	N	253,357	Computer and Information Science and Engineering	1872	Raytheon
47.070	I	N	57	Computer and Information Science and Engineering	30085-J	University of Chicago
47.070	I	N	5,456	Computer and Information Science and Engineering	CIF-52	Computing Rsch Assoc
47.074	D	N	5,180,219	Biological Sciences		
47.074	I	N	8,467	Biological Sciences	09-072	University of Alabama-Tusc
47.074	I	N	101,227	Biological Sciences	09-NSF-1037	Duke University
47.074	I	N	233	Biological Sciences	10-001	Wake Forest University
47.074	I	N	160,525	Biological Sciences	10-NSF-1060	Duke University
47.074	I	N	4,711	Biological Sciences	12-NSF-1080	Duke University
47.074	I	N	6,196	Biological Sciences	12-NSF-1081	Duke University
47.074	I	N	39,616	Biological Sciences	3161/200201411	Inst Ecosystem Studi
47.074	I	N	18,246	Biological Sciences	721826	University of Wash-Seattle
47.074	I	N	57,926	Biological Sciences	RR272-210/4689628	University of Georgia
47.074	I	N	37,514	Biological Sciences	USD-07-07	University South Dakota
47.075	D	N	2,050,738	Social, Behavioral, and Economic Sciences		
47.075	I	N	15,315	Social, Behavioral, and Economic Sciences	00007615	University Calif-Berkeley
47.075	I	N	21,073	Social, Behavioral, and Economic Sciences	10321092-SUB	University of California
47.075	I	N	17,302	Social, Behavioral, and Economic Sciences	PO 10295474	University of California
47.076	D	N	1,979,771	Education and Human Resources		
47.076	I	N	1,545	Education and Human Resources	10-NSF-1001	Duke University
47.076	I	N	17,094	Education and Human Resources	SUBC-2685	Florida A & M University
47.078	D	N	418,181	Polar Programs		
47.079	D	N	46,152	International Science and Engineering (OISE)		
47.079	I	N	49,539	International Science and Engineering (OISE)	3000835643	University of Michigan
47.080	D	N	2,422,541	Office of Cyberinfrastructure		
47.080	I	N	-7,089	Office of Cyberinfrastructure	1001027	University of Arkansas
47.080	I	N	6,541	Office of Cyberinfrastructure	10778	University of Arizona
47.080	I	N	46,219	Office of Cyberinfrastructure	10779	University of Arizona
47.080	I	N	90,904	Office of Cyberinfrastructure	180K121	University Wisconsin
47.080	I	N	2,409	Office of Cyberinfrastructure	2007-01077-04	University of Ill Champaign
47.082	D	Y	4,023,158	ARRA - Trans-NSF Recovery Act Research Support		
47.082	I	Y	25,478	ARRA - Trans-NSF Recovery Act Research Support	3048106073-10-330	University of Kentucky
47.082	I	Y	131,356	ARRA - Trans-NSF Recovery Act Research Support	60443	Louisiana State University
47.082	I	Y	128,107	ARRA - Trans-NSF Recovery Act Research Support	N/A	Global Envir Netwo I
47.082	I	Y	123,063	ARRA - Trans-NSF Recovery Act Research Support	PO#9500010119	Global Envir Netwo I
47.082	I	Y	37,581	ARRA - Trans-NSF Recovery Act Research Support	RES504243	Case Western Reserve

SCHEDULE OF EXPENDITURES OF FEDERAL AWARDS (BY STATE AGENCY)

For the Fiscal Year Ended June 30, 2012

Federal CFDA Number	Direct/ Indirect	ARRA	Program Disbursements	CFDA Program Title	Pass-Through Number	Pass-Through Entity Name
64	D	N	98,816	U. S. Department of Veterans Affairs		
66	D	N	4,160,306	U. S. Environmental Protection Agency		
66	I	N	6,385	U. S. Environmental Protection Agency	910302	Sonoma Technology
66	I	N	10,217	U. S. Environmental Protection Agency	N/A	Mid-Atlantic Reg Air
66	I	N	14,113	U. S. Environmental Protection Agency	PO4-NAR403-UNC	Ec/R Inc
66.202	I	N	61,613	Congressionally Mandated Projects	04366	Water Research Fdn
66.203	D	N	259,852	Environmental Finance Center Grants		
66.500	D	N	236	Environmental Protection-Consolidated Research		
66.500	I	N	354,468	Environmental Protection-Consolidated Research	4902-RFA10-1/11-3	Health Effects Inst
66.509	D	N	1,087,099	Science to Achieve Results (STAR) Research Program		
66.509	I	N	14,756	Science to Achieve Results (STAR) Research Program	0007899B	University of Tex Houston
66.511	D	N	1,206,992	Office of Research and Development Consolidated Research/Training/Fellowships		
66.514	D	N	43,651	Science to Achieve Results (STAR) Fellowship Program		
66.516	D	N	29,244	P3 Award: National Student Design Competition for Sustainability		
66.517	I	N	19,035	Regional Applied Research Efforts (RARE)	Z982801	University MD College Park
77	D	N	39,912	Nuclear Regulatory Commission		
81	D	N	1,155,700	U. S. Department of Energy		
81	I	N	5,487	U. S. Department of Energy	0000028087	Savannah River Nuclear Sol.
81	I	N	42,963	U. S. Department of Energy	00119867	Battelle
81	I	N	-210	U. S. Department of Energy	01152010	So Alli Clean Energy
81	I	N	340,332	U. S. Department of Energy	4000089381	Ut-Battelle/Ornl
81	I	N	903,162	U. S. Department of Energy	4000096612	Ut-Battelle/Ornl
81	I	N	52,634	U. S. Department of Energy	4000097399	Ut-Battelle/Ornl
81	I	N	70,634	U. S. Department of Energy	N/A	Georgia Env Facil Au
81	I	Y	134,268	ARRA - U. S. Department of Energy	2010MCA-0410-0827-UN	Ctr Climate Strategi
81	I	Y	-20	ARRA - U. S. Department of Energy	N/A	Town of Cary
81.049	D	N	3,587,020	Office of Science Financial Assistance Program		
81.049	D	Y	3,494,138	ARRA - Office of Science Financial Assistance Program		
81.049	I	N	40,353	Office of Science Financial Assistance Program	10-NICCR-1108	Duke University
81.049	I	N	211,308	Office of Science Financial Assistance Program	GQ10044-133949	University of Virginia
81.049	I	N	-744	Office of Science Financial Assistance Program	TUL-536-06/07	Tulane University
81.087	D	N	48,973	Renewable Energy Research and Development		
84	D	N	16,012,636	U. S. Department of Education		
84	I	N	53,785	U. S. Department of Education	S11-023	Wested
84.007	D	N	596,426	Federal Supplemental Educational Opportunity Grants		
84.015	D	N	1,947,556	National Resource Centers Program for Foreign Language and Area Studies or Foreign Language and International Studies Program and Foreign Language and Area Studies Fellowship Program		
84.015	I	N	2,459	National Resource Centers Program for Foreign Language and Area Studies or Foreign Language and International Studies Program and Foreign Language and Area Studies Fellowship Program	06-SC-DED-1081	Duke University
84.015	I	N	-2,832	National Resource Centers Program for Foreign Language and Area Studies or Foreign Language and International Studies Program and Foreign Language and Area Studies Fellowship Program	07-SC-DED-1002	Duke University
84.015	I	N	-240	National Resource Centers Program for Foreign Language and Area Studies or Foreign Language and International Studies Program and Foreign Language and Area Studies Fellowship Program	08-DED-1080	Duke University
84.015	I	N	98,683	National Resource Centers Program for Foreign Language and Area Studies or Foreign Language and International Studies Program and Foreign Language and Area Studies Fellowship Program	11-DED-1019	Duke University

SCHEDULE OF EXPENDITURES OF FEDERAL AWARDS (BY STATE AGENCY)

For the Fiscal Year Ended June 30, 2012

Federal CFDA Number	Direct/ Indirect	ARRA	Program Disbursements	CFDA Program Title	Pass-Through Number	Pass-Through Entity Name
84.015	I	N	2,790	National Resource Centers Program for Foreign Language and Area Studies or Foreign Language and International Studies Program and Foreign Language and Area Studies Fellowship Program	11-FLAS-1028	Duke University
84.015	I	N	332,917	National Resource Centers Program for Foreign Language and Area Studies or Foreign Language and International Studies Program and Foreign Language and Area Studies Fellowship Program	12-FLAS-1006	Duke University
84.022	D	N	39,370	Overseas Programs-Doctoral Dissertation Research Abroad		
84.033	D	N	1,526,893	Federal Work-Study Program		
84.038	D	N	34,349,498	Federal Perkins Loan Program-Federal Capital Contributions		
84.047	D	N	192,335	TRIO-Upward Bound		
84.063	D	N	12,055	Federal Pell Grant Program		
84.116	D	N	26,796	Fund for the Improvement of Postsecondary Education		
84.129	D	N	103,805	Rehabilitation Long-Term Training		
84.133	D	N	433,977	National Institute on Disability and Rehabilitation Research		
84.133	I	N	8,500	National Institute on Disability and Rehabilitation Research	2011-00715-02-00	University of Ill-Chicago
84.170	D	N	458,129	Javits Fellowships		
84.200	D	N	248,977	Graduate Assistance in Areas of National Need		
84.217	D	N	161,637	TRIO-McNair Post-Baccalaureate Achievement		
84.220	D	N	159,150	Centers for International Business Education		
84.264	I	N	27,804	Rehabilitation Training-Continuing Education	23482-02063-SO3	Syracuse University
84.268	D	N	152,649,718	Federal Direct Student Loans		
84.286	I	N	32,832	Ready to Teach	U286A050018	Alabama Public Telev
84.295	I	N	-96	Ready-To-Learn Television	N/A	Michael Cohen Group
84.305	D	N	1,819,886	Education Research, Development and Dissemination		
84.305	I	N	25,095	Education Research, Development and Dissemination	12-ED-1095	Duke University
84.305	I	N	59,790	Education Research, Development and Dissemination	21372-S4	Vanderbilt U Med C
84.305	I	N	210,575	Education Research, Development and Dissemination	4475-UNC-USDE-0079	Penn State University
84.305	I	N	178,715	Education Research, Development and Dissemination	GM10087-126361	University of Virginia
84.323	I	N	42,424	Special Education-State Personnel Development	2011-00204/00370	Minnesota Dept Educ
84.324	D	N	2,063,971	Research in Special Education		
84.325	D	N	2,635,416	Special Education-Personnel Development to Improve Services and Results for Children with Disabilities		
84.325	I	N	8,075	Special Education-Personnel Development to Improve Services and Results for Children with Disabilities	F-2012-115	University of Toledo
84.325	I	N	6,926	Special Education-Personnel Development to Improve Services and Results for Children with Disabilities	N/A	Norhthampt Comm Coll
84.326	D	N	4,230,539	Special Education-Technical Assistance and Dissemination to Improve Services and Results for Children with Disabilities		
84.326	I	N	61,037	Special Education-Technical Assistance and Dissemination to Improve Services and Results for Children with Disabilities	223791B	University of Oregon
84.326	I	N	293,866	Special Education-Technical Assistance and Dissemination to Improve Services and Results for Children with Disabilities	51-001050	SRI International
84.326	I	N	43,366	Special Education-Technical Assistance and Dissemination to Improve Services and Results for Children with Disabilities	5830-1251-00-E	University of So Florida
84.326	I	N	58,649	Special Education-Technical Assistance and Dissemination to Improve Services and Results for Children with Disabilities	AUM-SA-001-2011	Auburn University
84.326	I	N	183,473	Special Education-Technical Assistance and Dissemination to Improve Services and Results for Children with Disabilities	UKRF 3048106788-10-3	University of Kentucky
84.327	D	N	202,861	Special Education-Technology and Media Services for Individuals with Disabilities		
84.359	I	N	-8,497	Early Reading First	N/A	Richmond Co School
84.373	I	N	227,972	Special Education-Technical Assistance on State Data Collection	FY2011-094	University of Kansas

SCHEDULE OF EXPENDITURES OF FEDERAL AWARDS (BY STATE AGENCY)

For the Fiscal Year Ended June 30, 2012

Federal CFDA Number	Direct/ Indirect	ARRA	Program Disbursements	CFDA Program Title	Pass-Through Number	Pass-Through Entity Name
84.381	D	N	194,310	Baccalaureate Degrees in Science, Technology, Engineering, Mathematics, and Critical Foreign Languages and Master's Degrees in Science, Technology, Engineering, Mathematics, and Critical Foreign Languages		
84.393	I	Y	19,478	ARRA - Special Education-Grants for Infants and Families, Recovery Act	11IDEA6	Delaware Hlth Social
84.393	I	Y	125,882	ARRA - Special Education-Grants for Infants and Families, Recovery Act	4600019114	Arkansas DHS
84.393	I	Y	286,452	ARRA - Special Education-Grants for Infants and Families, Recovery Act	7000400102	Educat Serv Dist 112
89.003	D	N	99,562	National Historical Publications and Records Grants		
89.003	I	N	-189	National Historical Publications and Records Grants	3001166513	University of Michigan
91.002	D	N	-133	Priority Grant Competition		
93	D	N	23,144,206	U. S. Department of Health and Human Services		
93	D	Y	2,278,272	ARRA - U. S. Department of Health and Human Services		
93	I	N	195,583	U. S. Department of Health and Human Services	0000680541	Fred Hutchinson Cancer Research Ctr.
93	I	N	64,740	U. S. Department of Health and Human Services	0000724840	Fred Hutchinson Cancer Research Ctr.
93	I	N	26,966	U. S. Department of Health and Human Services	000278614-003	University of Alabama-Birm
93	I	N	27,508	U. S. Department of Health and Human Services	0007425-405829-1	University of Pitt
93	I	N	147,111	U. S. Department of Health and Human Services	00663-2935.001	American Inst for Rsch
93	I	N	219,785	U. S. Department of Health and Human Services	0080.0059/814	Family Health International
93	I	N	26,179	U. S. Department of Health and Human Services	0080.0144/955	Family Health International
93	I	N	7,984	U. S. Department of Health and Human Services	0080.0145/956	Family Health International
93	I	N	13,567	U. S. Department of Health and Human Services	020808-406807-3	University of Pitt
93	I	N	190,271	U. S. Department of Health and Human Services	0258-3961	Mt Sinai School of Medicine
93	I	N	-6,589	U. S. Department of Health and Human Services	05-0864	New York University
93	I	N	45,134	U. S. Department of Health and Human Services	06861S01686	Mathematica Pol Res
93	I	N	108,730	U. S. Department of Health and Human Services	1-312-0210837	RTI International
93	I	N	2,120	U. S. Department of Health and Human Services	1-340-0212174	RTI International
93	I	N	102,735	U. S. Department of Health and Human Services	10-070/0000000519	University Texas-Galveston
93	I	N	-1,248	U. S. Department of Health and Human Services	10-14025-05-06-C1	H Lee Moffitt Cancer
93	I	N	83,758	U. S. Department of Health and Human Services	10-312-0212746	RTI International
93	I	N	264,967	U. S. Department of Health and Human Services	10.10.90038	Hebrew Rehab Ctr
93	I	N	20	U. S. Department of Health and Human Services	1053500140042	Chronic Disease Dire
93	I	N	-10,661	U. S. Department of Health and Human Services	1075195-4-48396/08-4	Research Fdn of SUNY
93	I	N	62,937	U. S. Department of Health and Human Services	107741	University Calif-San Francisco
93	I	N	21,103	U. S. Department of Health and Human Services	108311	University Calif-San Francisco
93	I	N	3,361	U. S. Department of Health and Human Services	129578	Duke University
93	I	N	94,354	U. S. Department of Health and Human Services	17654	Natl Childhd Cnrc Fdn
93	I	N	235,898	U. S. Department of Health and Human Services	19836-S1	Vanderbilt U Med C
93	I	N	17,318	U. S. Department of Health and Human Services	2011120781	Group Hlth Rsc Inst
93	I	N	3,885	U. S. Department of Health and Human Services	2012026532/HHSN26820	Wake Forest University
93	I	N	5,726	U. S. Department of Health and Human Services	20576	ABT Assoc Inc.
93	I	N	137,138	U. S. Department of Health and Human Services	213	Family Health International
93	I	N	305,881	U. S. Department of Health and Human Services	24982	ABT Assoc Inc.
93	I	N	178,895	U. S. Department of Health and Human Services	24986	ABT Assoc Inc.
93	I	N	17,426	U. S. Department of Health and Human Services	25051-08-381	La Jolla Ins Allergy
93	I	N	34,528	U. S. Department of Health and Human Services	283-07-5202	CRP Inc
93	I	N	29,112	U. S. Department of Health and Human Services	2905791A/ WU-08-104	Wash University-St Louis
93	I	N	259,002	U. S. Department of Health and Human Services	29XS126/A59101	SAIC-Frederick Inc
93	I	N	244,376	U. S. Department of Health and Human Services	29XS126/A62138	SAIC-Frederick Inc
93	I	N	4,273	U. S. Department of Health and Human Services	303-7870	Duke University
93	I	N	142,123	U. S. Department of Health and Human Services	30305	Wake Forest University
93	I	N	-623	U. S. Department of Health and Human Services	3036656/131860	Duke University Med Ctr

SCHEDULE OF EXPENDITURES OF FEDERAL AWARDS (BY STATE AGENCY)

For the Fiscal Year Ended June 30, 2012

Federal CFDA Number	Direct/ Indirect	ARRA	Program Disbursements	CFDA Program Title	Pass-Through Number	Pass-Through Entity Name
93	I	N	-3,931	U. S. Department of Health and Human Services	3046859900-09-358	University of Kentucky
93	I	N	-27,435	U. S. Department of Health and Human Services	3048104037-09-105	University of Kentucky
93	I	N	97,538	U. S. Department of Health and Human Services	33001	Wake Forest University
93	I	N	155	U. S. Department of Health and Human Services	4-312-0210837	RTI International
93	I	N	20,541	U. S. Department of Health and Human Services	40-4113/UNC-3	Nat Bureau Econ Res
93	I	N	28,940	U. S. Department of Health and Human Services	431630-19467	VA Polytechnic Inst
93	I	N	-3,396	U. S. Department of Health and Human Services	4400164339	Science Appli Int'l
93	I	N	261,674	U. S. Department of Health and Human Services	451	Assc University Ctr Disab
93	I	N	223,632	U. S. Department of Health and Human Services	4549	McKing Consult Corp
93	I	N	-3,458	U. S. Department of Health and Human Services	5-20911	Oak Ridge Inst Scien
93	I	N	-291	U. S. Department of Health and Human Services	5-21630	Scripps Resch Inst
93	I	N	2,103	U. S. Department of Health and Human Services	5-21750	Scripps Resch Inst
93	I	N	3,465	U. S. Department of Health and Human Services	5-P01-HL087203-03	Beth Israel Deacon M
93	I	N	34,213	U. S. Department of Health and Human Services	5-P01-HL087203-04	Beth Israel Deacon M
93	I	N	54,395	U. S. Department of Health and Human Services	5215810-5500000265	Broad Institute
93	I	N	-26	U. S. Department of Health and Human Services	53362	RTI International
93	I	N	627,098	U. S. Department of Health and Human Services	576652	University of Wash-Seattle
93	I	N	18,033	U. S. Department of Health and Human Services	5U01HD050094-04	University of Alabama-Birm
93	I	N	42,399	U. S. Department of Health and Human Services	66242L/ PO M117862	University of Miami
93	I	N	59,571	U. S. Department of Health and Human Services	6671S00150	Mathematica Pol Res
93	I	N	5,515	U. S. Department of Health and Human Services	79184CBS36	Booz Allen&Hamilton
93	I	N	70,357	U. S. Department of Health and Human Services	8-49462	McMaster University
93	I	N	169,428	U. S. Department of Health and Human Services	80391	Hlth Res and Educ Tr
93	I	N	993	U. S. Department of Health and Human Services	8412-77804-X	Johns Hopkins University
93	I	N	34,343	U. S. Department of Health and Human Services	8447-S02	Westat
93	I	N	14,086	U. S. Department of Health and Human Services	8502-90010-6	Johns Hopkins University
93	I	N	-2,864	U. S. Department of Health and Human Services	861	Family Health International
93	I	N	47,539	U. S. Department of Health and Human Services	861/0080.0016	Family Health International
93	I	N	20,498	U. S. Department of Health and Human Services	8610-PO-004 UNC	Westat
93	I	N	51,076	U. S. Department of Health and Human Services	8858-S-002	Westat
93	I	N	141,507	U. S. Department of Health and Human Services	888-11-16-04	RTI Rsch Triangle In
93	I	N	6,558	U. S. Department of Health and Human Services	8977-S-003	Westat
93	I	N	16,140	U. S. Department of Health and Human Services	94289DBS47/B28950-27	Booz Allen&Hamilton
93	I	N	3,426	U. S. Department of Health and Human Services	9920120010	Rand Corporation, Inc
93	I	N	649,966	U. S. Department of Health and Human Services	A56711/29XS126	SAIC-Frederick Inc
93	I	N	1,399,842	U. S. Department of Health and Human Services	A56768/29XS126	SAIC-Frederick Inc
93	I	N	1,630	U. S. Department of Health and Human Services	AG029824	Wake Forest University School of Medicine
93	I	N	51,590	U. S. Department of Health and Human Services	AI15416	University Calif-San Francisco
93	I	N	-31,939	U. S. Department of Health and Human Services	BRS-ACURE-Q-06-00160	Social & Scientific
93	I	N	63,621	U. S. Department of Health and Human Services	BRS-IMPCT-Q-06-00102	Social & Scientific
93	I	N	12,930	U. S. Department of Health and Human Services	CA80098	Am Coll Radiol. Imag
93	I	N	11,724	U. S. Department of Health and Human Services	COLT STUDY 2 UNC	Case Western Reserve
93	I	N	21,987	U. S. Department of Health and Human Services	CRB-UCLA1-S-10-00048	Social & Scientific
93	I	N	9,719	U. S. Department of Health and Human Services	DC010668	Boston University
93	I	N	6,167	U. S. Department of Health and Human Services	DK063455	University of Michigan
93	I	N	51,244	U. S. Department of Health and Human Services	EY14231	Jaeb Ctr for Hlth Re
93	I	N	3,971	U. S. Department of Health and Human Services	FD003516	Boston University
93	I	N	36,298	U. S. Department of Health and Human Services	GC12015.136204	University of Virginia
93	I	N	32,158	U. S. Department of Health and Human Services	GC12015.136209	University of Virginia
93	I	N	-923	U. S. Department of Health and Human Services	GMO-010108/N01MH900	UT Southwest Med Ctr

SCHEDULE OF EXPENDITURES OF FEDERAL AWARDS (BY STATE AGENCY)

For the Fiscal Year Ended June 30, 2012

Federal CFDA Number	Direct/ Indirect	ARRA	Program Disbursements	CFDA Program Title	Pass-Through Number	Pass-Through Entity Name
93	I	N	103	U. S. Department of Health and Human Services	GMO-010171	UT Southwest Med Ctr
93	I	N	-131	U. S. Department of Health and Human Services	GMO010108/N01MH90003	UT Southwest Med Ctr
93	I	N	10,634	U. S. Department of Health and Human Services	HHSA290200600011	ABT Assoc Inc.
93	I	N	160	U. S. Department of Health and Human Services	HHSN261200622008C	H Lee Moffitt Cancer
93	I	N	1,622	U. S. Department of Health and Human Services	HL27520	Duke University
93	I	N	1,002	U. S. Department of Health and Human Services	ITN10200-00SC	University Calif-San Francisco
93	I	N	11,197	U. S. Department of Health and Human Services	K000038-S02	Kitware Inc
93	I	N	804	U. S. Department of Health and Human Services	MH090833	Brain Plasticity
93	I	N	1,619,573	U. S. Department of Health and Human Services	N/A	Academyhealth
93	I	N	966	U. S. Department of Health and Human Services	N01-WH-4-4221/31181-	Wake Forest University School of Medicine
93	I	N	21,166	U. S. Department of Health and Human Services	NS026835	Emmes Corporation
93	I	N	1,472	U. S. Department of Health and Human Services	PHR-NIDA4-S-10-00182	Social & Scientific
93	I	N	14,656	U. S. Department of Health and Human Services	PHR-SUPS2-S-11-00010	Social & Scientific
93	I	N	136,128	U. S. Department of Health and Human Services	PO 1568 G NA643	Emmes Corporation
93	I	N	-66,572	U. S. Department of Health and Human Services	PO 1568 P HB330	Emmes Corporation
93	I	N	46,030	U. S. Department of Health and Human Services	PO# 7810-96242	Johns Hopkins University
93	I	N	3,005	U. S. Department of Health and Human Services	PO# V399454/Y432698	University of Arizona
93	I	N	-9,236	U. S. Department of Health and Human Services	PO#3415583/205723	Mass Gen Hosp
93	I	N	8,324	U. S. Department of Health and Human Services	PO#3416088/205723	Mass Gen Hosp
93	I	N	-4,335	U. S. Department of Health and Human Services	PO#EP-619653	Indiana University
93	I	N	158,830	U. S. Department of Health and Human Services	PO#P0007321/N01-HC-9	Jackson State University
93	I	N	5,775	U. S. Department of Health and Human Services	S20110000017320	University Mass
93	I	N	2,916	U. S. Department of Health and Human Services	S3861-27/28	Assoc Sch Pub Health
93	I	N	120,381	U. S. Department of Health and Human Services	S683870	Emory University
93	I	N	11,978	U. S. Department of Health and Human Services	S722093	Emory University
93	I	N	32,600	U. S. Department of Health and Human Services	TFED39-117	NSABP Fdn
93	I	N	44,721	U. S. Department of Health and Human Services	U01DK065176	Duke University Med Ctr
93	I	N	90,256	U. S. Department of Health and Human Services	UAB-UNC WA 21	University of Alabama-Birm
93	I	N	125,813	U. S. Department of Health and Human Services	UAB-UNC WA 22	University of Alabama-Birm
93	I	N	60,294	U. S. Department of Health and Human Services	UNC 01/HHSN271200900	Feinstein Inst Med R
93	I	N	989	U. S. Department of Health and Human Services	UNC-2001-02	Coda, Inc
93	I	N	113,881	U. S. Department of Health and Human Services	US001-0000256164	Battelle
93	I	N	116,817	U. S. Department of Health and Human Services	WU-10-184/PO2911647A	Wash University-St Louis
93	I	N	52,236	U. S. Department of Health and Human Services	WU-12-19/2916595T	Wash University-St Louis
93	I	Y	82,183	ARRA - U. S. Department of Health and Human Services	106073/HHSA290200500	Brigham Women's Hosp
93	I	Y	59,878	ARRA - U. S. Department of Health and Human Services	10ST1086	SAIC-Frederick Inc
93	I	Y	-4,275	ARRA - U. S. Department of Health and Human Services	24812	Res Fdn Mentl Hygiene
93	I	Y	1,308,037	ARRA - U. S. Department of Health and Human Services	5-312-0210837	RTI International
93	I	Y	54,451	ARRA - U. S. Department of Health and Human Services	888-11-16-04/8-312-0	RTI International
93	I	Y	64,314	ARRA - U. S. Department of Health and Human Services	CRB-DCR01-S-09-00298	Social & Scientific
93	I	Y	16,030	ARRA - U. S. Department of Health and Human Services	UNC 01/HHSN271200900	Feinstein Inst Med R
93.043	I	N	59,182	Special Programs for the Aging-Title III, Part D-Disease Prevention and Health Promotion Services	M60-NC-075-1101-3	Inst Clinical Rsch
93.048	I	Y	7,681	ARRA - Special Programs for the Aging-Title IV-and Title II-Discretionary Projects	S120025	Texas A&M University
93.051	D	N	171,795	Alzheimer's Disease Demonstration Grants to States		
93.061	D	N	634,501	Innovations in Applied Public Health Research		
93.067	D	N	2,721,448	Global AIDS		
93.067	I	N	522,466	Global AIDS	N/A	Uni Malawi Colle Med
93.069	D	N	566,556	Public Health Emergency Preparedness		
93.073	D	N	604,875	Birth Defects and Developmental Disabilities-Prevention and Surveillance		

SCHEDULE OF EXPENDITURES OF FEDERAL AWARDS (BY STATE AGENCY)

For the Fiscal Year Ended June 30, 2012

Federal CFDA Number	Direct/ Indirect	ARRA	Program Disbursements	CFDA Program Title	Pass-Through Number	Pass-Through Entity Name
93.086	D	N	191,109	Healthy Marriage Promotion and Responsible Fatherhood Grants		
93.088	D	N	81,753	Advancing System Improvements to Support Targets for Healthy People 2010		
93.107	D	N	888,037	Area Health Education Centers Point of Service Maintenance and Enhancement Awards		
93.110	D	N	3,049,770	Maternal and Child Health Federal Consolidated Programs		
93.110	I	N	5,124	Maternal and Child Health Federal Consolidated Programs	4-01761	Brandies University
93.110	I	N	50,158	Maternal and Child Health Federal Consolidated Programs	4407-UNC-DHHS-1519	Penn State University
93.113	D	N	11,006,337	Environmental Health		
93.113	I	N	13,710	Environmental Health	0255-9991-4609	Mt Sinai School of Medicine
93.113	I	N	19,300	Environmental Health	0255-9992-4609	Mt Sinai School of Medicine
93.113	I	N	-7,578	Environmental Health	08-004843 B 00	University Mass
93.113	I	N	42,744	Environmental Health	10-NIH-1100	Duke University
93.113	I	N	61,147	Environmental Health	11-NIH-1002	Duke University Med Ctr
93.113	I	N	106,940	Environmental Health	BD932854	Sloan-Kettering Inst
93.113	I	N	65,118	Environmental Health	H40007	University Southern California
93.113	I	N	21,445	Environmental Health	H48496	University Southern California
93.113	I	N	61,970	Environmental Health	UNC-1R43ES02063801	Scikon Innovations
93.113	I	N	94,468	Environmental Health	UNCES019672	Penn State University
93.117	D	N	636	Preventive Medicine Residency Program		
93.121	D	N	9,623,346	Oral Diseases and Disorders Research		
93.121	I	N	87,340	Oral Diseases and Disorders Research	1000020105/FY10.236	University of Colorado
93.121	I	N	43,510	Oral Diseases and Disorders Research	10252SUB	Seattle Chld Hosp
93.121	I	N	31,407	Oral Diseases and Disorders Research	10416SUB	Seattle Chld Hosp
93.121	I	N	12,818	Oral Diseases and Disorders Research	131236/131234	University of Tex San Anto
93.121	I	N	2,532	Oral Diseases and Disorders Research	331651	Nova Southeast University
93.121	I	N	-1,294	Oral Diseases and Disorders Research	413540130301	Seattle Chld Hosp
93.121	I	N	73,303	Oral Diseases and Disorders Research	549852	University of Pennsylvania
93.121	I	N	-11,190	Oral Diseases and Disorders Research	F5629-01	New York University
93.121	I	N	29,543	Oral Diseases and Disorders Research	F5629-01/PO#UW422694	New York University
93.121	I	N	59,427	Oral Diseases and Disorders Research	F6570-05	New York University
93.121	I	N	2,323	Oral Diseases and Disorders Research	F6934-02	New York University
93.121	I	N	-609	Oral Diseases and Disorders Research	FY10.236.006/2-5-813	University of Colorado
93.121	I	N	127,845	Oral Diseases and Disorders Research	HS2356	Tufts University
93.121	I	N	61,621	Oral Diseases and Disorders Research	N/A	3DMD LLC
93.121	I	N	13,293	Oral Diseases and Disorders Research	OGMB101066 UNC	University of Louisville
93.121	I	N	22,980	Oral Diseases and Disorders Research	R01DE018184	Beth Israel Deacon M
93.127	D	N	228,481	Emergency Medical Services for Children		
93.135	D	N	2,994,373	Centers for Research and Demonstration for Health Promotion and Disease Prevention		
93.135	I	N	3,299	Centers for Research and Demonstration for Health Promotion and Disease Prevention	5-899909/PO 415368-G	University of Rochester
93.136	D	N	2,855,841	Injury Prevention and Control Research and State and Community Based Programs		
93.143	D	N	2,981,480	NIEHS Superfund Hazardous Substances-Basic Research and Education		
93.153	I	N	1,057	Coordinated Services and Access to Research for Women, Infants, Children, and Youth	203-0388	Duke University
93.153	I	N	60,211	Coordinated Services and Access to Research for Women, Infants, Children, and Youth	203-1658	Duke University
93.155	D	N	1,176,697	Rural Health Research Centers		
93.172	D	N	7,334,799	Human Genome Research		
93.172	I	N	284,458	Human Genome Research	001G106004-A	Boise State University
93.172	I	N	25,702	Human Genome Research	203-0254	Duke University

SCHEDULE OF EXPENDITURES OF FEDERAL AWARDS (BY STATE AGENCY)

For the Fiscal Year Ended June 30, 2012

Federal CFDA Number	Direct/ Indirect	ARRA	Program Disbursements	CFDA Program Title	Pass-Through Number	Pass-Through Entity Name
93.172	I	N	360,611	Human Genome Research	203-1625	Duke University
93.172	I	N	135,145	Human Genome Research	203-1628	Duke University
93.172	I	N	26,104	Human Genome Research	2031069	Duke University
93.172	I	N	18,493	Human Genome Research	64780	Louisiana State University
93.172	I	N	5,418	Human Genome Research	RES05531	Case Western Reserve
93.172	I	N	1,295	Human Genome Research	SA5763-11790	University Calif-Berkeley
93.173	D	N	2,796,348	Research Related to Deafness and Communication Disorders		
93.173	I	N	307,722	Research Related to Deafness and Communication Disorders	1000664992	University of Iowa
93.173	I	N	91,313	Research Related to Deafness and Communication Disorders	2000184642	Johns Hopkins University
93.173	I	N	243,534	Research Related to Deafness and Communication Disorders	SP0012457	Northwestern University
93.184	I	N	15,885	Disabilities Prevention	2008-05430-05-00	University of Ill-Chicago
93.184	I	N	117,386	Disabilities Prevention	ATHN2011001-IVN-1	Am Thromb Hemo Netw
93.186	D	N	279,753	National Research Service Award in Primary Care Medicine		
93.213	D	N	846,669	Research and Training in Complementary and Alternative Medicine		
93.213	I	N	-188	Research and Training in Complementary and Alternative Medicine	145529/161913	Duke University Med Ctr
93.213	I	N	31,246	Research and Training in Complementary and Alternative Medicine	203-1114	Duke University Med Ctr
93.213	I	N	-15,132	Research and Training in Complementary and Alternative Medicine	303-5306	Duke University Med Ctr
93.213	I	N	4,790	Research and Training in Complementary and Alternative Medicine	FY11.528.001/ 251779	University of Colorado
93.217	I	N	-7,909	Family Planning-Services	6 FPHPA046005-02-01	Planned Parenthood
93.217	I	N	43,288	Family Planning-Services	FFHPA046005-01-00	Planned Parenthood
93.217	I	N	-800	Family Planning-Services	N/A	Planned Parenthood
93.225	D	N	348,475	National Research Service Awards-Health Services Research Training		
93.226	D	N	2,819,463	Research on Healthcare Costs, Quality and Outcomes		
93.226	I	N	13,804	Research on Healthcare Costs, Quality and Outcomes	A07706 (M10A10449)	Yale University
93.233	I	N	31,716	National Center on Sleep Disorders Research	106777	Brigham Women's Hosp
93.241	I	N	281,547	State Rural Hospital Flexibility Program	P000577701	University of Minnesota
93.242	D	N	17,976,495	Mental Health Research Grants		
93.242	I	N	-1,879	Mental Health Research Grants	0255-7432-4609	Mt Sinai School of Medicine
93.242	I	N	16,148	Mental Health Research Grants	0580	Pacific Inst Resch
93.242	I	N	139,867	Mental Health Research Grants	1	Trust Columbia Un NY
93.242	I	N	249,843	Mental Health Research Grants	10-NIH-1045	Duke University
93.242	I	N	19,589	Mental Health Research Grants	104624	Brigham Women's Hosp
93.242	I	N	43,216	Mental Health Research Grants	11-1851	University of South Carolina
93.242	I	N	20,420	Mental Health Research Grants	1350 G NA662	U Cal Los Angeles
93.242	I	N	9,105	Mental Health Research Grants	153844/303-1236	Duke University
93.242	I	N	625,659	Mental Health Research Grants	2	Columbia University
93.242	I	N	186,662	Mental Health Research Grants	2000 G NF 192	U Cal Los Angeles
93.242	I	N	-15,318	Mental Health Research Grants	2000554784	Johns Hopkins University
93.242	I	N	154,939	Mental Health Research Grants	2011-2596	University Calif-Irvine
93.242	I	N	27,290	Mental Health Research Grants	203-0140	Duke University
93.242	I	N	46,331	Mental Health Research Grants	203-1144	Duke University Med Ctr
93.242	I	N	9,894	Mental Health Research Grants	203-1284	Duke University
93.242	I	N	22,473	Mental Health Research Grants	205283	Mass Gen Hosp
93.242	I	N	104,024	Mental Health Research Grants	23650-115782	Harvard University
93.242	I	N	-9,342	Mental Health Research Grants	5453SC	University Calif-San Francisco
93.242	I	N	50,693	Mental Health Research Grants	6109SC	University Calif-San Francisco
93.242	I	N	998,107	Mental Health Research Grants	BRS-IMPCT-Q-06-00102	Social & Scientific
93.242	I	N	10,942	Mental Health Research Grants	BRS-IMPCT-S-11-00000	Social & Scientific
93.242	I	N	110,328	Mental Health Research Grants	H39736	University Southern California
93.242	I	N	65,616	Mental Health Research Grants	M12A11109 (A08266)	Yale University

SCHEDULE OF EXPENDITURES OF FEDERAL AWARDS (BY STATE AGENCY)

For the Fiscal Year Ended June 30, 2012

Federal CFDA Number	Direct/ Indirect	ARRA	Program Disbursements	CFDA Program Title	Pass-Through Number	Pass-Through Entity Name
93.242	I	N	45,871	Mental Health Research Grants	MUSC09-060	Medical University of South Carolina
93.242	I	N	23,232	Mental Health Research Grants	N/A	Johns Hopkins University
93.242	I	N	53,961	Mental Health Research Grants	PD301397-SC101817	VA Commonwealth Univ
93.242	I	N	62,974	Mental Health Research Grants	RES0505297	Case Western Reserve
93.242	I	N	-345	Mental Health Research Grants	UF06106	University of Florida
93.242	I	N	25,252	Mental Health Research Grants	WUHS 10075	Wake Forest University School of Medicine
93.243	D	N	448,601	Substance Abuse and Mental Health Services-Projects of Regional and National Significance		
93.243	I	N	3,144	Substance Abuse and Mental Health Services-Projects of Regional and National Significance	08-SC-SAMHSA-1045	Duke University
93.243	I	N	1,429	Substance Abuse and Mental Health Services-Projects of Regional and National Significance	10-SAMHSA-1057	Duke University
93.243	I	N	965	Substance Abuse and Mental Health Services-Projects of Regional and National Significance	1065-97640	Wash Dept Soc & Hlth
93.243	I	N	24,275	Substance Abuse and Mental Health Services-Projects of Regional and National Significance	11-SAMHSA-1057	Duke University
93.243	I	N	70,297	Substance Abuse and Mental Health Services-Projects of Regional and National Significance	12-SAMHSA-1011	Duke University
93.243	I	N	15,020	Substance Abuse and Mental Health Services-Projects of Regional and National Significance	FY12.525.001	University of Colorado
93.243	I	N	19,772	Substance Abuse and Mental Health Services-Projects of Regional and National Significance	N/A	Cincinnati Behav Hlt
93.247	D	N	228,867	Advanced Nursing Education Grant Program		
93.249	D	N	637,345	Public Health Training Centers Grant Program		
93.260	I	N	76,648	Family Planning-Personnel Training	N/A	Cicatelli Assoc
93.262	D	N	2,430,511	Occupational Safety and Health Program		
93.262	I	N	16,088	Occupational Safety and Health Program	10-597-UNC	West Virginia University
93.262	I	N	26,106	Occupational Safety and Health Program	694727	University of Wash-Seattle
93.262	I	N	84,168	Occupational Safety and Health Program	729856	University of Wash-Seattle
93.262	I	N	21,045	Occupational Safety and Health Program	W000217890	University of Iowa
93.264	D	N	515,065	Nurse Faculty Loan Program (NFLP)		
93.265	D	N	154,603	Comprehensive Geriatric Education Program(CGEP)		
93.271	D	N	45,608	Alcohol Research Career Development Awards for Scientists and Clinicians		
93.272	D	N	395,734	Alcohol National Research Service Awards for Research Training		
93.273	D	N	8,340,728	Alcohol Research Programs		
93.273	I	N	44,382	Alcohol Research Programs	1-312-0212210	RTI International
93.273	I	N	15,512	Alcohol Research Programs	108942	Loyola Univ-Chicago
93.273	I	N	4,435	Alcohol Research Programs	3FUHS 52260	Wake Forest University School of Medicine
93.273	I	N	100,265	Alcohol Research Programs	539716	Columbia University
93.273	I	N	134,091	Alcohol Research Programs	55478	Binghamton University
93.273	I	N	53,460	Alcohol Research Programs	ABNEU01690	Oregon Hlth Sciences
93.273	I	N	70,445	Alcohol Research Programs	R44AA018245	Science Lrng Res Inc
93.279	D	N	11,539,326	Drug Abuse and Addiction Research Programs		
93.279	I	N	17,769	Drug Abuse and Addiction Research Programs	1-312-0213082/888-11	RTI Rsch Triangle In
93.279	I	N	29,622	Drug Abuse and Addiction Research Programs	148558/303-7479	Duke University
93.279	I	N	-4,393	Drug Abuse and Addiction Research Programs	154-5688/0000069745	University of Colorado
93.279	I	N	28,881	Drug Abuse and Addiction Research Programs	1547986	University of Colorado
93.279	I	N	15,883	Drug Abuse and Addiction Research Programs	1549088/1000095426	University of Colorado
93.279	I	N	139,096	Drug Abuse and Addiction Research Programs	2001169668	Johns Hopkins University
93.279	I	N	586	Drug Abuse and Addiction Research Programs	2007-02046-02-00	University of Ill-Chicago
93.279	I	N	354,484	Drug Abuse and Addiction Research Programs	203-1179	Duke University

SCHEDULE OF EXPENDITURES OF FEDERAL AWARDS (BY STATE AGENCY)

For the Fiscal Year Ended June 30, 2012

Federal CFDA Number	Direct/ Indirect	ARRA	Program Disbursements	CFDA Program Title	Pass-Through Number	Pass-Through Entity Name
93.279	I	N	70,206	Drug Abuse and Addiction Research Programs	203-1519	Duke University
93.279	I	N	3,215	Drug Abuse and Addiction Research Programs	57067A P4158 780 211	San Diego St University
93.279	I	N	16,985	Drug Abuse and Addiction Research Programs	710-9833-8985	Miriam Hospital
93.279	I	N	38,765	Drug Abuse and Addiction Research Programs	N/A	University of Florida
93.279	I	N	64,932	Drug Abuse and Addiction Research Programs	P24919-00	Texas Christian University
93.279	I	N	92,050	Drug Abuse and Addiction Research Programs	PO#SR00000878	University MD-Baltimore
93.279	I	N	325,059	Drug Abuse and Addiction Research Programs	Z028101	University MD College Park
93.281	D	N	950,161	Mental Health Research Career/Scientist Development Awards		
93.282	D	N	630,758	Mental Health National Research Service Awards for Research Training		
93.283	D	N	3,438,023	Centers for Disease Control and Prevention-Investigations and Technical Assistance		
93.283	I	N	51,291	Centers for Disease Control and Prevention-Investigations and Technical Assistance	16011-1/111	State & Territ Hlth Of
93.283	I	N	6,131	Centers for Disease Control and Prevention-Investigations and Technical Assistance	16011/PO2220	State & Territ Hlth Of
93.283	I	N	125,330	Centers for Disease Control and Prevention-Investigations and Technical Assistance	N/A	Assc Amer Medical
93.283	I	N	-4,179	Centers for Disease Control and Prevention-Investigations and Technical Assistance	PO#50020878/02-576-U	West Virginia University
93.283	I	N	-2,021	Centers for Disease Control and Prevention-Investigations and Technical Assistance	S3698	Assoc Sch Pub Health
93.283	I	N	2,229	Centers for Disease Control and Prevention-Investigations and Technical Assistance	S3810	Assoc Sch Pub Health
93.283	I	N	198,433	Centers for Disease Control and Prevention-Investigations and Technical Assistance	S3810-26/28	Assoc Sch Pub Health
93.286	D	N	3,049,907	Discovery and Applied Research for Technological Innovations to Improve Human Health		
93.286	I	N	174,446	Discovery and Applied Research for Technological Innovations to Improve Human Health	106368	Brigham Women's Hosp
93.286	I	N	26,369	Discovery and Applied Research for Technological Innovations to Improve Human Health	106370	Brigham Women's Hosp
93.286	I	N	78,533	Discovery and Applied Research for Technological Innovations to Improve Human Health	21135-S1	Vanderbilt U Med C
93.286	I	N	20,999	Discovery and Applied Research for Technological Innovations to Improve Human Health	238900 UNC-Chapel Hill	Temple University
93.286	I	N	22,234	Discovery and Applied Research for Technological Innovations to Improve Human Health	4/PO#1346727	Med College of Wis
93.286	I	N	44,745	Discovery and Applied Research for Technological Innovations to Improve Human Health	N/A	Med College of Wis
93.286	I	N	102,940	Discovery and Applied Research for Technological Innovations to Improve Human Health	PO#1263805	Med College of Wis
93.286	I	N	49,492	Discovery and Applied Research for Technological Innovations to Improve Human Health	TUL-613-10/11	Tulane University
93.307	D	N	2,243,788	Minority Health and Health Disparities Research		
93.307	I	N	29,464	Minority Health and Health Disparities Research	WFUHS12742	Wake Forest University
93.310	D	N	4,067,403	Trans-NIH Research Support		
93.310	I	N	451,226	Trans-NIH Research Support	148614.0002	Harvard Med Sch
93.310	I	N	60,560	Trans-NIH Research Support	557230	University of Pennsylvania
93.342	D	N	3,414,057	Health Professions Student Loans, Including Primary Care Loans/Loans for Disadvantaged Students		
93.350	D	N	1,608,782	National Center for Advancing Translational Sciences		
93.351	D	N	1,146,104	Research Infrastructure Programs		
93.358	D	N	90,231	Advanced Nursing Education Traineeships		
93.359	D	N	371,246	Nurse Education, Practice and Retention Grants		
93.361	D	N	2,796,412	Nursing Research		
93.361	I	N	7,670	Nursing Research	0008736	University of Pitt
93.361	I	N	321,015	Nursing Research	0255-5071-4609	Mt Sinai School of Medicine
93.361	I	N	260,480	Nursing Research	S516031	Emory University
93.389	D	N	12,495,866	National Center for Research Resources		

SCHEDULE OF EXPENDITURES OF FEDERAL AWARDS (BY STATE AGENCY)

For the Fiscal Year Ended June 30, 2012

Federal CFDA Number	Direct/ Indirect	ARRA	Program Disbursements	CFDA Program Title	Pass-Through Number	Pass-Through Entity Name
93.389	I	N	22,258	National Center for Research Resources	001G106005-A	Boise State University
93.389	I	N	205,089	National Center for Research Resources	07-002383-UNC	University Calif-Davis
93.389	I	N	2,743	National Center for Research Resources	07193-01	Minn Med Res Fnd
93.389	I	N	25,174	National Center for Research Resources	3002052454	University of Michigan
93.389	I	N	856	National Center for Research Resources	633055	Jackson Laboratory
93.389	I	N	87	National Center for Research Resources	702404	University of Wash-Seattle
93.389	I	N	8,231	National Center for Research Resources	N/A	Keona Health
93.392	I	Y	-1,881	ARRA - Cancer Construction	H3155-01	Georgia State University
93.393	D	N	13,740,286	Cancer Cause and Prevention Research		
93.393	I	N	4,984	Cancer Cause and Prevention Research	0000687510	Fred Hutchinson Cancer Research Ctr.
93.393	I	N	92,022	Cancer Cause and Prevention Research	0000703071	Fred Hutchinson Cancer Research Ctr.
93.393	I	N	66,553	Cancer Cause and Prevention Research	0000721516	Fred Hutchinson Cancer Research Ctr.
93.393	I	N	-2,835	Cancer Cause and Prevention Research	0255-1051-4609	Mt Sinai School of Medicine
93.393	I	N	43,564	Cancer Cause and Prevention Research	10-16373-99-01-G1	H Lee Moffitt Cancer
93.393	I	N	-556	Cancer Cause and Prevention Research	1156406	Dana-Farber Cancer
93.393	I	N	43,561	Cancer Cause and Prevention Research	1156407	Dana-Farber Cancer
93.393	I	N	183,010	Cancer Cause and Prevention Research	1156408	Dana-Farber Cancer
93.393	I	N	-757	Cancer Cause and Prevention Research	153192/132702	Duke Clinical Rsch
93.393	I	N	170,249	Cancer Cause and Prevention Research	2012101784	Group Health Cooper
93.393	I	N	21,091	Cancer Cause and Prevention Research	203-0297	Duke University
93.393	I	N	85,071	Cancer Cause and Prevention Research	3001476655	University of Michigan
93.393	I	N	40,331	Cancer Cause and Prevention Research	3001801813	University of Michigan
93.393	I	N	80,556	Cancer Cause and Prevention Research	44706-D	University of Chicago
93.393	I	N	2,334	Cancer Cause and Prevention Research	532	Dartmouth College
93.393	I	N	39,496	Cancer Cause and Prevention Research	55-8001-01	Roswell Park Canc In
93.393	I	N	274,956	Cancer Cause and Prevention Research	55-8002-01	Roswell Park Canc In
93.393	I	N	225,628	Cancer Cause and Prevention Research	55-8003-01	Roswell Park Canc In
93.393	I	N	77,537	Cancer Cause and Prevention Research	55-8004-01	Roswell Park Canc In
93.393	I	N	155,982	Cancer Cause and Prevention Research	55-8005-01	Roswell Park Canc In
93.393	I	N	16,243	Cancer Cause and Prevention Research	55-8006-01	Roswell Park Canc In
93.393	I	N	-1,474	Cancer Cause and Prevention Research	777	Dartmouth College
93.393	I	N	9,880	Cancer Cause and Prevention Research	913	Dartmouth College
93.393	I	N	11,645	Cancer Cause and Prevention Research	BD514201	Sloan-Kettering Inst
93.393	I	N	34,935	Cancer Cause and Prevention Research	BD932861	Sloan-Kettering Inst
93.393	I	N	-787	Cancer Cause and Prevention Research	H43130	University Southern California
93.393	I	N	884	Cancer Cause and Prevention Research	H46720	University Southern California
93.393	I	N	42,010	Cancer Cause and Prevention Research	H47334	University Southern California
93.393	I	N	20,231	Cancer Cause and Prevention Research	H49879	University Southern California
93.393	I	N	147,879	Cancer Cause and Prevention Research	H50657	University Southern California
93.393	I	N	62,768	Cancer Cause and Prevention Research	N/A	University of Ill-Chicago
93.393	I	N	2,132	Cancer Cause and Prevention Research	R00884	Florida State
93.393	I	N	65,083	Cancer Cause and Prevention Research	S725434	Emory University
93.393	I	N	2,128	Cancer Cause and Prevention Research	UNCCH/CA119069/50901	Wake Forest University School of Medicine
93.394	D	N	7,159,394	Cancer Detection and Diagnosis Research		
93.394	I	N	186,861	Cancer Detection and Diagnosis Research	3001861664	University of Michigan
93.394	I	N	32,068	Cancer Detection and Diagnosis Research	3001988623	University of Michigan
93.394	I	N	7,503	Cancer Detection and Diagnosis Research	6615110-5500000291	Broad Institute
93.394	I	N	12,356	Cancer Detection and Diagnosis Research	6970SC	University Calif San Frans
93.394	I	N	65,428	Cancer Detection and Diagnosis Research	N/A	Morphormics Inc
93.394	I	N	41,131	Cancer Detection and Diagnosis Research	PO 2910952A	Wash University-St Louis

SCHEDULE OF EXPENDITURES OF FEDERAL AWARDS (BY STATE AGENCY)

For the Fiscal Year Ended June 30, 2012

Federal CFDA Number	Direct/ Indirect	ARRA	Program Disbursements	CFDA Program Title	Pass-Through Number	Pass-Through Entity Name
93.394	I	N	35,037	Cancer Detection and Diagnosis Research	VUMC 38860	Vanderbilt U Med C
93.394	I	N	291,309	Cancer Detection and Diagnosis Research	WU-12-117/2917303T	Wash University-St Louis
93.395	D	N	7,135,802	Cancer Treatment Research		
93.395	I	N	22,799	Cancer Treatment Research	020737	Natl Chldhd Cnrc Fdn
93.395	I	N	4,147	Cancer Treatment Research	021180	Natl Chldhd Cnrc Fdn
93.395	I	N	18,845	Cancer Treatment Research	021215	Natl Chldhd Cnrc Fdn
93.395	I	N	8,395	Cancer Treatment Research	021415	Natl Chldhd Cnrc Fdn
93.395	I	N	53,859	Cancer Treatment Research	105816	Brigham Women's Hosp
93.395	I	N	-2	Cancer Treatment Research	19587	Natl Chldhd Cnrc Fdn
93.395	I	N	9,512	Cancer Treatment Research	203-1400	Duke University Med Ctr
93.395	I	N	14,039	Cancer Treatment Research	5R01CA133049-04	Mayo Clinic Rochester
93.395	I	N	13,871	Cancer Treatment Research	66249P	University of Miami
93.395	I	N	238,650	Cancer Treatment Research	N/A	Gynecologic Oncology
93.395	I	N	2,320	Cancer Treatment Research	PD300629-SC101283	VA Commonwealth University
93.396	D	N	10,809,881	Cancer Biology Research		
93.396	I	N	-25,096	Cancer Biology Research	101247098	Baylor Col Med
93.396	I	N	283,778	Cancer Biology Research	5600599560	Baylor Col Med
93.396	I	N	125,749	Cancer Biology Research	900807/RGC0000000052	UT Southwest Med Ctr
93.396	I	N	84,455	Cancer Biology Research	GMO-900807	UT Southwest Med Ctr
93.396	I	N	-16,158	Cancer Biology Research	VUMC8874	Vanderbilt U Med C
93.396	I	N	3,353	Cancer Biology Research	WU-08-264/2906081A	Wash University-St Louis
93.397	D	N	13,251,132	Cancer Centers Support Grants		
93.397	I	N	58,816	Cancer Centers Support Grants	2000796704	Johns Hopkins University
93.397	I	N	260,097	Cancer Centers Support Grants	3048105880-11-149	Un Kentucky Res Fdn
93.397	I	N	10,279	Cancer Centers Support Grants	N/A	New Hanover Reg Med
93.398	D	N	5,580,583	Cancer Research Manpower		
93.399	D	N	325,402	Cancer Control		
93.399	I	N	18,995	Cancer Control	284K071	University Wisconsin-Madison
93.399	I	N	7	Cancer Control	3001112276	University of Michigan
93.399	I	N	2,613	Cancer Control	3001738834	University of Michigan
93.399	I	N	78,354	Cancer Control	355K235	University Wisconsin-Madison
93.399	I	N	4,088	Cancer Control	N/A	NSABP Fdn
93.399	I	N	1,904	Cancer Control	RES506502	Case Western Reserve
93.405	D	Y	323,295	ARRA - Public Health Traineeship Program		
93.510	D	N	213,913	Affordable Care Act (ACA) Primary Care Residency Expansion Program		
93.512	I	N	138,874	Affordable Care Act (ACA) Personal and Home Care Aide State Training Program (PHCAST)	N/A	NC Fdn Adv Hlth Prog
93.516	I	N	25,599	Prevention and Public Health Fund (PPHF ACA) Public Health Training Centers Program	730810	University of Wash-Seattle
93.600	D	N	1,235,176	Head Start		
93.600	I	N	159,250	Head Start	719100-UNC	Am Acad Pediatrics
93.607	D	N	745,359	Affordable Care Act-Preparedness and Emergency Response Research Centers: A Public Health Systems Approach		
93.631	D	N	412,635	Developmental Disabilities Projects of National Significance		
93.632	D	N	553,538	University Centers for Excellence in Developmental Disabilities Education, Research, and Service		
93.647	D	N	10	Social Services Research and Demonstration		
93.648	D	N	466,112	Child Welfare Research Training or Demonstration		
93.648	I	N	1,330	Child Welfare Research Training or Demonstration	1083232-4-52163	Research Fdn of SUNY
93.670	D	N	130,063	Child Abuse and Neglect Discretionary Activities		
93.701	D	Y	20,187,415	ARRA - Trans-NIH Recovery Act Research Support		

SCHEDULE OF EXPENDITURES OF FEDERAL AWARDS (BY STATE AGENCY)

For the Fiscal Year Ended June 30, 2012

Federal CFDA Number	Direct/ Indirect	ARRA	Program Disbursements	CFDA Program Title	Pass-Through Number	Pass-Through Entity Name
93.701	I	Y	3,450	ARRA - Trans-NIH Recovery Act Research Support	0000699160	Fred Hutchinson Cancer Research Ctr.
93.701	I	Y	36,032	ARRA - Trans-NIH Recovery Act Research Support	0000712036	Fred Hutchinson Cancer Research Ctr.
93.701	I	Y	32,656	ARRA - Trans-NIH Recovery Act Research Support	000259927-015	University of Alabama-Birm
93.701	I	Y	29,722	ARRA - Trans-NIH Recovery Act Research Support	0007006-A	University of Tex Houston
93.701	I	Y	22,256	ARRA - Trans-NIH Recovery Act Research Support	001G106006-A	Boise State University
93.701	I	Y	-10,128	ARRA - Trans-NIH Recovery Act Research Support	0256-6031-4609	Mt Sinai School of Medicine
93.701	I	Y	14,197	ARRA - Trans-NIH Recovery Act Research Support	0256-6511-4609	Mt Sinai School of Medicine
93.701	I	Y	3,343	ARRA - Trans-NIH Recovery Act Research Support	09-46	Research Fdn of SUNY
93.701	I	Y	46,417	ARRA - Trans-NIH Recovery Act Research Support	1-312-0212797	RTI International
93.701	I	Y	70,275	ARRA - Trans-NIH Recovery Act Research Support	1-312-0212799	RTI International
93.701	I	Y	-131	ARRA - Trans-NIH Recovery Act Research Support	1000746008/W00014525	University of Iowa
93.701	I	Y	104,184	ARRA - Trans-NIH Recovery Act Research Support	1000831828/W00023527	University of Iowa
93.701	I	Y	15,648	ARRA - Trans-NIH Recovery Act Research Support	10047SUB	Seattle Chld Rsch In
93.701	I	Y	31,682	ARRA - Trans-NIH Recovery Act Research Support	115-9607-02	Kaiser Fdn Res Insti
93.701	I	Y	-1,156	ARRA - Trans-NIH Recovery Act Research Support	157130/303-5508	Duke University
93.701	I	Y	7,716	ARRA - Trans-NIH Recovery Act Research Support	162833	Duke University Med Ctr
93.701	I	Y	-825	ARRA - Trans-NIH Recovery Act Research Support	163354/303-4655	Duke University Med Ctr
93.701	I	Y	19,736	ARRA - Trans-NIH Recovery Act Research Support	163360	Duke University
93.701	I	Y	96,794	ARRA - Trans-NIH Recovery Act Research Support	163997/303-4618	Duke University
93.701	I	Y	18,288	ARRA - Trans-NIH Recovery Act Research Support	164205	Duke University
93.701	I	Y	64,806	ARRA - Trans-NIH Recovery Act Research Support	182K011	University Wisconsin
93.701	I	Y	-29,951	ARRA - Trans-NIH Recovery Act Research Support	2000 G MF327	University Cal Los Angeles
93.701	I	Y	39,511	ARRA - Trans-NIH Recovery Act Research Support	2000784930	Johns Hopkins University
93.701	I	Y	224	ARRA - Trans-NIH Recovery Act Research Support	2009123178	Group Health Cooper
93.701	I	Y	103,023	ARRA - Trans-NIH Recovery Act Research Support	2010116374	Group Health Cooper
93.701	I	Y	18,500	ARRA - Trans-NIH Recovery Act Research Support	203-0115	Duke University
93.701	I	Y	17,056	ARRA - Trans-NIH Recovery Act Research Support	203-0550	Duke University
93.701	I	Y	139,582	ARRA - Trans-NIH Recovery Act Research Support	203-0662	Duke University Med Ctr
93.701	I	Y	26,293	ARRA - Trans-NIH Recovery Act Research Support	23789-16	Georgia Hlth Sci Uni
93.701	I	Y	87,609	ARRA - Trans-NIH Recovery Act Research Support	24-6231-0186-002	University of Nebraska
93.701	I	Y	37,780	ARRA - Trans-NIH Recovery Act Research Support	24271-02-314	Wistar Institute
93.701	I	Y	-103,937	ARRA - Trans-NIH Recovery Act Research Support	26051910-42776-B	Stanford University
93.701	I	Y	-837	ARRA - Trans-NIH Recovery Act Research Support	3001419807	University of Michigan
93.701	I	Y	22,331	ARRA - Trans-NIH Recovery Act Research Support	3001729478	University of Michigan
93.701	I	Y	5,218	ARRA - Trans-NIH Recovery Act Research Support	3802-5/RA207909GM	Boston University
93.701	I	Y	222,363	ARRA - Trans-NIH Recovery Act Research Support	42989-D	University of Chicago
93.701	I	Y	33,746	ARRA - Trans-NIH Recovery Act Research Support	5-24245	Scripps Resch Inst
93.701	I	Y	54,523	ARRA - Trans-NIH Recovery Act Research Support	56028B 7806 AMG	San Diego St U Fdn
93.701	I	Y	6,576	ARRA - Trans-NIH Recovery Act Research Support	5633SC	University Calif-San Francisco
93.701	I	Y	-9,691	ARRA - Trans-NIH Recovery Act Research Support	60022088/RF01179898	Ohio State University
93.701	I	Y	65,943	ARRA - Trans-NIH Recovery Act Research Support	60028259	Ohio State University
93.701	I	Y	473,819	ARRA - Trans-NIH Recovery Act Research Support	60028291	Ohio State University
93.701	I	Y	31,133	ARRA - Trans-NIH Recovery Act Research Support	6020061-5500000324	Broad Institute
93.701	I	Y	53,768	ARRA - Trans-NIH Recovery Act Research Support	701140Z	University of Wash-Seattle
93.701	I	Y	4,705	ARRA - Trans-NIH Recovery Act Research Support	815510	Rsch Ins Natwide Chl
93.701	I	Y	18,115	ARRA - Trans-NIH Recovery Act Research Support	950700RSUB	Children's Hosp Phil
93.701	I	Y	9,136	ARRA - Trans-NIH Recovery Act Research Support	951049RSUB	Children's Hosp Phil
93.701	I	Y	22,236	ARRA - Trans-NIH Recovery Act Research Support	A001020701	University of Minnesota
93.701	I	Y	15,433	ARRA - Trans-NIH Recovery Act Research Support	A12142	Rensselaer Polytechnic Inst.
93.701	I	Y	66,325	ARRA - Trans-NIH Recovery Act Research Support	BD513125	Sloan-Kettering Inst

SCHEDULE OF EXPENDITURES OF FEDERAL AWARDS (BY STATE AGENCY)

For the Fiscal Year Ended June 30, 2012

Federal CFDA Number	Direct/ Indirect	ARRA	Program Disbursements	CFDA Program Title	Pass-Through Number	Pass-Through Entity Name
93.701	I	Y	3,593	ARRA - Trans-NIH Recovery Act Research Support	BRS-ACURE-Q-06-00160	Social & Scientific
93.701	I	Y	-26,835	ARRA - Trans-NIH Recovery Act Research Support	BRS-IMPCT-Q-06-00102	Social & Scientific
93.701	I	Y	16,503	ARRA - Trans-NIH Recovery Act Research Support	F6254-01/UW368074	New York University
93.701	I	Y	18,346	ARRA - Trans-NIH Recovery Act Research Support	H-UONC-2	Sepulveda Rsch Corp
93.701	I	Y	64,328	ARRA - Trans-NIH Recovery Act Research Support	K00024-S1	Kitware Inc
93.701	I	Y	216,979	ARRA - Trans-NIH Recovery Act Research Support	N/A	Global Vaccines Inc
93.701	I	Y	1,926	ARRA - Trans-NIH Recovery Act Research Support	N000949301	University of Minnesota
93.701	I	Y	8,908	ARRA - Trans-NIH Recovery Act Research Support	P001015303	University of Minnesota
93.701	I	Y	-49,515	ARRA - Trans-NIH Recovery Act Research Support	PO 1206456	Med College of Wis
93.701	I	Y	4,197	ARRA - Trans-NIH Recovery Act Research Support	VUMC35939	Vanderbilt U Med C
93.701	I	Y	202,476	ARRA - Trans-NIH Recovery Act Research Support	VUMC36089	Vanderbilt U Med C
93.701	I	Y	15,436	ARRA - Trans-NIH Recovery Act Research Support	VUMC36468	Vanderbilt U Med C
93.701	I	Y	11,123	ARRA - Trans-NIH Recovery Act Research Support	VUMC37053	Vanderbilt U Med C
93.701	I	Y	-3,662	ARRA - Trans-NIH Recovery Act Research Support	ZC10075-136470	University of Virginia
93.701	I	Y	64,246	ARRA - Trans-NIH Recovery Act Research Support	ZC10075-139371	University of Virginia
93.708	I	Y	12,742	ARRA - Head Start	46900-621-V12UNC033	Georgia Early Care L
93.715	D	Y	993,265	ARRA - Recovery Act - Comparative Effectiveness Research - AHRQ		
93.715	I	Y	1,876	ARRA - Recovery Act - Comparative Effectiveness Research - AHRQ	108219	Children's Hosp/Cinn
93.715	I	Y	5,922	ARRA - Recovery Act - Comparative Effectiveness Research - AHRQ	108219/3100238571	Children's Hosp/Cinn
93.715	I	Y	58,460	ARRA - Recovery Act - Comparative Effectiveness Research - AHRQ	203-0681	Duke University
93.715	I	Y	114,268	ARRA - Recovery Act - Comparative Effectiveness Research - AHRQ	N/A	NC Comm Care Netwo
93.718	D	Y	3,623,517	ARRA - Health Information Technology Regional Extension Centers Program		
93.721	I	Y	214,238	ARRA - Health Information Technology Professionals in Health Care	302-9787	Duke University
93.726	I	Y	247,183	ARRA - Accelerating Adoption of Comparative Effectiveness Research (CER)	171193/2039064	Duke University
93.726	I	Y	484,781	ARRA - Accelerating Adoption of Comparative Effectiveness Research (CER)	4-0601	Palo Alto Med Fdn H
93.727	I	Y	246,101	ARRA - Health Information Technology - Beacon Communities	90BC0001/01	So Piedm Comm Care P
93.730	D	Y	1,560,029	ARRA - Prevention Research Centers Comparative Effectiveness Research Program		
93.822	D	N	826,935	Health Careers Opportunity Program		
93.837	D	N	23,230,899	Cardiovascular Diseases Research		
93.837	I	N	57,025	Cardiovascular Diseases Research	0000724528	Fred Hutchinson Cancer Research Ctr.
93.837	I	N	237,616	Cardiovascular Diseases Research	0000926 (112946-1)	University of Pitt
93.837	I	N	62,580	Cardiovascular Diseases Research	0005	Gramercy Rsch Group
93.837	I	N	-2,403	Cardiovascular Diseases Research	005	Gramercy Rsch Group
93.837	I	N	3,227	Cardiovascular Diseases Research	0255-2753-4609	Mt Sinai School of Medicine
93.837	I	N	58,459	Cardiovascular Diseases Research	0255-2754-4609	Mt Sinai School of Medicine
93.837	I	N	-3,069	Cardiovascular Diseases Research	07-1107.006	SW Fdn Biomed Res
93.837	I	N	-236	Cardiovascular Diseases Research	09-1107.006	SW Fdn Biomed Res
93.837	I	N	25,056	Cardiovascular Diseases Research	10023252-01	University of Utah
93.837	I	N	-259	Cardiovascular Diseases Research	1107.06	SW Fdn Biomed Res
93.837	I	N	120,161	Cardiovascular Diseases Research	153742	Duke University
93.837	I	N	69,565	Cardiovascular Diseases Research	157351	University Southern California
93.837	I	N	74,652	Cardiovascular Diseases Research	159334	Duke University Med Ctr
93.837	I	N	86,361	Cardiovascular Diseases Research	1R41HL084857-02	Vascular Pharmaceuti
93.837	I	N	76,171	Cardiovascular Diseases Research	3001303804	University of Michigan
93.837	I	N	15,676	Cardiovascular Diseases Research	5-29746/415311-G	University of Rochester
93.837	I	N	12,953	Cardiovascular Diseases Research	60028980	Ohio State University
93.837	I	N	28,858	Cardiovascular Diseases Research	6763SC	University Calif-San Francisco
93.837	I	N	393,221	Cardiovascular Diseases Research	710-9694	Miriam Hospital
93.837	I	N	64,410	Cardiovascular Diseases Research	721199	University of Wash-Seattle

SCHEDULE OF EXPENDITURES OF FEDERAL AWARDS (BY STATE AGENCY)

For the Fiscal Year Ended June 30, 2012

Federal CFDA Number	Direct/ Indirect	ARRA	Program Disbursements	CFDA Program Title	Pass-Through Number	Pass-Through Entity Name
93.837	I	N	85,308	Cardiovascular Diseases Research	726240	University of Wash-Seattle
93.837	I	N	21,727	Cardiovascular Diseases Research	9-526-4424	Albert Einstein Coll
93.837	I	N	1,674	Cardiovascular Diseases Research	9-526-5496	Albert Einstein Coll
93.837	I	N	5,328	Cardiovascular Diseases Research	9-526-5552	Albert Einstein Coll
93.837	I	N	32	Cardiovascular Diseases Research	9920070110	Rand Corporation, Inc
93.837	I	N	112,009	Cardiovascular Diseases Research	9920070130	Rand Corporation, Inc
93.837	I	N	100,685	Cardiovascular Diseases Research	9920080096	Rand Corporation, Inc
93.837	I	N	-32,642	Cardiovascular Diseases Research	N/A	Cirque Production LI
93.837	I	N	3,074	Cardiovascular Diseases Research	N000550801	University of Minnesota
93.837	I	N	2,550	Cardiovascular Diseases Research	N002127502	University of Minnesota
93.837	I	N	58,156	Cardiovascular Diseases Research	P001897402	University of Minnesota
93.837	I	N	12,129	Cardiovascular Diseases Research	P663626606	University of Minnesota
93.837	I	N	24,273	Cardiovascular Diseases Research	RES505771	Case Western Reserve
93.837	I	N	15,075	Cardiovascular Diseases Research	SC280158UNC	Chld Hosp New Orleans
93.837	I	N	103,419	Cardiovascular Diseases Research	SR00001778	University MD-Baltimore
93.837	I	N	6,807	Cardiovascular Diseases Research	W000203043	University of Iowa
93.837	I	N	21,314	Cardiovascular Diseases Research	W000262096	University of Iowa
93.837	I	N	1,020	Cardiovascular Diseases Research	W000362057/100101307	University of Iowa
93.837	I	N	11,712	Cardiovascular Diseases Research	WFUHS 10385	Wake Forest University School of Medicine
93.837	I	N	2,812	Cardiovascular Diseases Research	WFUHS 10853	Wake Forest University School of Medicine
93.838	D	N	10,782,441	Lung Diseases Research		
93.838	I	N	97,119	Lung Diseases Research	000378244-001	University of Alabama-Birm
93.838	I	N	70,051	Lung Diseases Research	0016623/116438-3	University of Pitt
93.838	I	N	13,160	Lung Diseases Research	10230SUB	Seattle Chld Rsch In
93.838	I	N	38,210	Lung Diseases Research	10364SUB	Seattle Chld Hosp
93.838	I	N	4,120	Lung Diseases Research	150261	Duke University Med Ctr
93.838	I	N	22,663	Lung Diseases Research	1R41HL09529301A2	Theralogics
93.838	I	N	55,468	Lung Diseases Research	2011-2546	University Calif-Irvine
93.838	I	N	70,050	Lung Diseases Research	203-0394	Duke University
93.838	I	N	2,467	Lung Diseases Research	203-1647	Duke University
93.838	I	N	83,254	Lung Diseases Research	4915SC	University Calif-San Francisco
93.838	I	N	17,794	Lung Diseases Research	557172/PO#2761923	University of Pennsylvania
93.838	I	N	52,749	Lung Diseases Research	GC12067-138351	University of Virginia
93.838	I	N	69,589	Lung Diseases Research	GC12067-138360	University of Virginia
93.838	I	N	26,503	Lung Diseases Research	N/A	X-In8 Biological Cor
93.839	D	N	6,114,909	Blood Diseases and Resources Research		
93.839	I	N	-1,859	Blood Diseases and Resources Research	09-SC-NIH-1028	Duke University
93.839	I	N	-1,124	Blood Diseases and Resources Research	139006/303-6850	Duke University Med Ctr
93.839	I	N	98,230	Blood Diseases and Resources Research	139354/302-6004	Duke University Med Ctr
93.839	I	N	-871	Blood Diseases and Resources Research	145041/139006	Duke University Med Ctr
93.839	I	N	-589	Blood Diseases and Resources Research	151558/144098	Duke University Med Ctr
93.839	I	N	68,981	Blood Diseases and Resources Research	203-0276	Duke University Med Ctr
93.839	I	N	301,373	Blood Diseases and Resources Research	20469-01-01	Children's Hosp Phil
93.839	I	N	28,361	Blood Diseases and Resources Research	24-1106-0002-200	University of Nebraska
93.839	I	N	166,214	Blood Diseases and Resources Research	24-1106-0002-206	University of Nebraska
93.839	I	N	49,224	Blood Diseases and Resources Research	303-6651	Duke University
93.839	I	N	871	Blood Diseases and Resources Research	303-6843/139006	Duke University Med Ctr
93.839	I	N	197,338	Blood Diseases and Resources Research	A12099	Rensselaer Polytechnic Inst.
93.839	I	N	42,062	Blood Diseases and Resources Research	A12171	Rensselaer Polytechnic Inst.
93.839	I	N	7,795	Blood Diseases and Resources Research	N/A	NERI

SCHEDULE OF EXPENDITURES OF FEDERAL AWARDS (BY STATE AGENCY)

For the Fiscal Year Ended June 30, 2012

Federal CFDA Number	Direct/ Indirect	ARRA	Program Disbursements	CFDA Program Title	Pass-Through Number	Pass-Through Entity Name
93.846	D	N	10,266,216	Arthritis, Musculoskeletal and Skin Diseases Research		
93.846	I	N	5,216	Arthritis, Musculoskeletal and Skin Diseases Research	000351133-001	University of Alabama-Birm
93.846	I	N	7,776	Arthritis, Musculoskeletal and Skin Diseases Research	1000871052/W00022876	University of Iowa
93.846	I	N	-134	Arthritis, Musculoskeletal and Skin Diseases Research	101643	Brigham Women's Hosp
93.846	I	N	214,444	Arthritis, Musculoskeletal and Skin Diseases Research	1122-001	Maine Medical Center
93.846	I	N	25,820	Arthritis, Musculoskeletal and Skin Diseases Research	203-1414	Duke University Med Ctr
93.846	I	N	37,581	Arthritis, Musculoskeletal and Skin Diseases Research	238899 UNC-Chapel Hill	Temple University
93.846	I	N	-4,261	Arthritis, Musculoskeletal and Skin Diseases Research	9000582/112640-01	University of Pitt
93.846	I	N	13,005	Arthritis, Musculoskeletal and Skin Diseases Research	MUSC08-127	Medical University of South Carolina
93.846	I	N	12,345	Arthritis, Musculoskeletal and Skin Diseases Research	MUSC08-128	Medical University of South Carolina
93.847	D	N	22,233,273	Diabetes, Digestive, and Kidney Diseases Extramural Research		
93.847	I	N	11,738	Diabetes, Digestive, and Kidney Diseases Extramural Research	0000359544	Children's Hosp/Bost
93.847	I	N	216,888	Diabetes, Digestive, and Kidney Diseases Extramural Research	0000424928	Children's Hosp/Bost
93.847	I	N	9,183	Diabetes, Digestive, and Kidney Diseases Extramural Research	101H710	University Wisconsin-Madison
93.847	I	N	138,369	Diabetes, Digestive, and Kidney Diseases Extramural Research	11-179264-03	Connecticut Chld Med
93.847	I	N	45,392	Diabetes, Digestive, and Kidney Diseases Extramural Research	11-179283-01	Connecticut Chld Med
93.847	I	N	158,621	Diabetes, Digestive, and Kidney Diseases Extramural Research	12-023-58090	Calif Polytech St Un
93.847	I	N	51,492	Diabetes, Digestive, and Kidney Diseases Extramural Research	12-179296-06	Connecticut Chld Med
93.847	I	N	32,386	Diabetes, Digestive, and Kidney Diseases Extramural Research	1319655	Med College of Wis
93.847	I	N	24,048	Diabetes, Digestive, and Kidney Diseases Extramural Research	1R43DK093119-01	Novan Inc.
93.847	I	N	-9,276	Diabetes, Digestive, and Kidney Diseases Extramural Research	2000521314	Johns Hopkins University
93.847	I	N	69,598	Diabetes, Digestive, and Kidney Diseases Extramural Research	203-0621	Duke University Med Ctr
93.847	I	N	92,644	Diabetes, Digestive, and Kidney Diseases Extramural Research	25034-4	Med College of GA
93.847	I	N	106,879	Diabetes, Digestive, and Kidney Diseases Extramural Research	3001310929	University of Michigan
93.847	I	N	9,177	Diabetes, Digestive, and Kidney Diseases Extramural Research	3001321183	University of Michigan
93.847	I	N	129,309	Diabetes, Digestive, and Kidney Diseases Extramural Research	3100159441/105319	Childrens Hosp/Cinn
93.847	I	N	686	Diabetes, Digestive, and Kidney Diseases Extramural Research	805973	Cedars-Sinai Med Ctr
93.847	I	N	9,265	Diabetes, Digestive, and Kidney Diseases Extramural Research	950678RSUB	Children's Hosp Phil
93.847	I	N	234	Diabetes, Digestive, and Kidney Diseases Extramural Research	950878RSUB	Children's Hosp Phil
93.847	I	N	2,926	Diabetes, Digestive, and Kidney Diseases Extramural Research	950892RSUB	Children's Hosp Phil
93.847	I	N	2,567	Diabetes, Digestive, and Kidney Diseases Extramural Research	951229RSUB	Children's Hosp Phil
93.847	I	N	36,150	Diabetes, Digestive, and Kidney Diseases Extramural Research	951230RSUB	Children's Hosp Phil
93.847	I	N	15,757	Diabetes, Digestive, and Kidney Diseases Extramural Research	MUSC07-032	Medical University of South Carolina
93.847	I	N	1,925	Diabetes, Digestive, and Kidney Diseases Extramural Research	PO #1245598	Med College of Wis
93.847	I	N	10,898	Diabetes, Digestive, and Kidney Diseases Extramural Research	RES504795	Case Western Reserve
93.847	I	N	20,169	Diabetes, Digestive, and Kidney Diseases Extramural Research	S630622	Emory University
93.847	I	N	-1,371	Diabetes, Digestive, and Kidney Diseases Extramural Research	WFUHS/UNC12360	Wake Forest University
93.847	I	N	55,378	Diabetes, Digestive, and Kidney Diseases Extramural Research	WU-10-172	Wash University-St Louis
93.847	I	N	112,070	Diabetes, Digestive, and Kidney Diseases Extramural Research	WU-11-230/2911696P	Wash University-St Louis
93.848	D	N	619,088	Digestive Diseases and Nutrition Research		
93.848	I	N	4,529	Digestive Diseases and Nutrition Research	0010021	University of Pitt
93.848	I	N	284	Digestive Diseases and Nutrition Research	575243	Columbia University
93.848	I	N	41,248	Digestive Diseases and Nutrition Research	CR-19467-431526	VA Polytechnic Inst
93.849	D	N	-651	Kidney Diseases, Urology and Hematology Research		
93.849	I	N	46,901	Kidney Diseases, Urology and Hematology Research	0000017/113312-2	University of Pitt
93.849	I	N	-14	Kidney Diseases, Urology and Hematology Research	303-1252	Duke University
93.849	I	N	31,305	Kidney Diseases, Urology and Hematology Research	320786-05-01	Children's Hosp Phil
93.849	I	N	1,714	Kidney Diseases, Urology and Hematology Research	500297	Feinstein Inst Med R
93.849	I	N	131,538	Kidney Diseases, Urology and Hematology Research	5006842 SERV	Tufts University
93.849	I	N	12,170	Kidney Diseases, Urology and Hematology Research	951193RSUB	Children's Hosp Phil

SCHEDULE OF EXPENDITURES OF FEDERAL AWARDS (BY STATE AGENCY)

For the Fiscal Year Ended June 30, 2012

Federal CFDA Number	Direct/ Indirect	ARRA	Program Disbursements	CFDA Program Title	Pass-Through Number	Pass-Through Entity Name
93.849	I	N	6,418	Kidney Diseases, Urology and Hematology Research	HS1403	Tufts University
93.849	I	N	242,737	Kidney Diseases, Urology and Hematology Research	N/A	Feinstein Inst Med R
93.853	D	N	7,721,593	Extramural Research Programs in the Neurosciences and Neurological Disorders		
93.853	I	N	16,853	Extramural Research Programs in the Neurosciences and Neurological Disorders	0027698 (119828-1)	University of Pitt
93.853	I	N	78,209	Extramural Research Programs in the Neurosciences and Neurological Disorders	0314301/2259	Boston Med Ctr
93.853	I	N	-23,072	Extramural Research Programs in the Neurosciences and Neurological Disorders	09-002115 UNC	University Calif-Davis
93.853	I	N	6,413	Extramural Research Programs in the Neurosciences and Neurological Disorders	136398	Duke University
93.853	I	N	12,610	Extramural Research Programs in the Neurosciences and Neurological Disorders	19449/G100121-100434	University Cincinnati
93.853	I	N	111,188	Extramural Research Programs in the Neurosciences and Neurological Disorders	2758588/551947	University of Pennsylvania
93.853	I	N	-26,701	Extramural Research Programs in the Neurosciences and Neurological Disorders	551947	University of Pennsylvania
93.853	I	N	255,544	Extramural Research Programs in the Neurosciences and Neurological Disorders	60030884	Ohio State University
93.853	I	N	638	Extramural Research Programs in the Neurosciences and Neurological Disorders	A06314	Yale University
93.853	I	N	16,162	Extramural Research Programs in the Neurosciences and Neurological Disorders	A07868 (M10A10463)	Yale University
93.853	I	N	23,295	Extramural Research Programs in the Neurosciences and Neurological Disorders	N/A	University of Miami
93.853	I	N	447	Extramural Research Programs in the Neurosciences and Neurological Disorders	PO#29881G/WU-06-13	Wash University-St Louis
93.853	I	N	1,650	Extramural Research Programs in the Neurosciences and Neurological Disorders	RF01203416	Ohio State University
93.853	I	N	36,181	Extramural Research Programs in the Neurosciences and Neurological Disorders	UNC NS060722	Penn State University
93.853	I	N	6,789	Extramural Research Programs in the Neurosciences and Neurological Disorders	WU-06-236	Wash University-St Louis
93.853	I	N	27,789	Extramural Research Programs in the Neurosciences and Neurological Disorders	WU-08-196/PO#2905986	Wash University-St Louis
93.853	I	N	-4,828	Extramural Research Programs in the Neurosciences and Neurological Disorders	WU-09-166/PO 2905438	Wash University-St Louis
93.853	I	N	-12,878	Extramural Research Programs in the Neurosciences and Neurological Disorders	WU-10-14/PO2910619A	Wash University-St Louis
93.853	I	N	-20,177	Extramural Research Programs in the Neurosciences and Neurological Disorders	WU-10-368/PO 2910959	Wash University-St Louis
93.853	I	N	239,815	Extramural Research Programs in the Neurosciences and Neurological Disorders	WU-12-110/PO 2917318	Wash University-St Louis
93.855	D	N	46,068,082	Allergy, Immunology and Transplantation Research		
93.855	I	N	28,476	Allergy, Immunology and Transplantation Research	0000708882	Fred Hutchinson Cancer Research Ctr.
93.855	I	N	9,169	Allergy, Immunology and Transplantation Research	0000739317	Fred Hutchinson Cancer Research Ctr.
93.855	I	N	104,567	Allergy, Immunology and Transplantation Research	000259927-007	University of Alabama-Birm
93.855	I	N	75,231	Allergy, Immunology and Transplantation Research	000372529-001	University of Alabama-Birm
93.855	I	N	237,187	Allergy, Immunology and Transplantation Research	000397076-004	University of Alabama-Birm
93.855	I	N	-12,476	Allergy, Immunology and Transplantation Research	007	University of Alabama-Birm
93.855	I	N	40,759	Allergy, Immunology and Transplantation Research	1-340-0213085	RTI Rsch Triangle In
93.855	I	N	43,299	Allergy, Immunology and Transplantation Research	108084	Brigham Women's Hosp
93.855	I	N	25,358	Allergy, Immunology and Transplantation Research	11-039/0000000610	University Texas-Galveston
93.855	I	N	275,427	Allergy, Immunology and Transplantation Research	1186602	Dana-Farber Cancer
93.855	I	N	-71,788	Allergy, Immunology and Transplantation Research	1R43AI084284-01	G-Zero Therapeutics
93.855	I	N	9,096	Allergy, Immunology and Transplantation Research	2	Trust Columbia Un NY
93.855	I	N	-1,281	Allergy, Immunology and Transplantation Research	2000056553	Johns Hopkins University
93.855	I	N	3,878,663	Allergy, Immunology and Transplantation Research	2000098352	Johns Hopkins University
93.855	I	N	156,045	Allergy, Immunology and Transplantation Research	2001057406	Johns Hopkins University
93.855	I	N	-2,180	Allergy, Immunology and Transplantation Research	2006-1719	University Calif-Irvine
93.855	I	N	210,331	Allergy, Immunology and Transplantation Research	2009-2312	University Calif-Irvine
93.855	I	N	48,236	Allergy, Immunology and Transplantation Research	203-0428	Duke University
93.855	I	N	401,857	Allergy, Immunology and Transplantation Research	203-0868	Duke University
93.855	I	N	135,865	Allergy, Immunology and Transplantation Research	203-0869	Duke University
93.855	I	N	825,930	Allergy, Immunology and Transplantation Research	203-0870	Duke University
93.855	I	N	484,031	Allergy, Immunology and Transplantation Research	203-0871	Duke University
93.855	I	N	359,568	Allergy, Immunology and Transplantation Research	203-0872	Duke University
93.855	I	N	412,360	Allergy, Immunology and Transplantation Research	203-0873	Duke University
93.855	I	N	186,581	Allergy, Immunology and Transplantation Research	203-1099	Duke University
93.855	I	N	139,504	Allergy, Immunology and Transplantation Research	203-1380	Duke University

SCHEDULE OF EXPENDITURES OF FEDERAL AWARDS (BY STATE AGENCY)

For the Fiscal Year Ended June 30, 2012

Federal CFDA Number	Direct/ Indirect	ARRA	Program Disbursements	CFDA Program Title	Pass-Through Number	Pass-Through Entity Name
93.855	I	N	19,994	Allergy, Immunology and Transplantation Research	2R44A1084284-03	G-Zero Therapeutics
93.855	I	N	-2,405	Allergy, Immunology and Transplantation Research	303-1084	Duke University
93.855	I	N	1,357	Allergy, Immunology and Transplantation Research	303-1085	Duke University
93.855	I	N	-3,358	Allergy, Immunology and Transplantation Research	303-1376	Duke University
93.855	I	N	1,281	Allergy, Immunology and Transplantation Research	303-1377	Duke University
93.855	I	N	-83,272	Allergy, Immunology and Transplantation Research	303-5426	Duke University
93.855	I	N	339	Allergy, Immunology and Transplantation Research	303-5613	Duke University
93.855	I	N	1,365	Allergy, Immunology and Transplantation Research	303-5614	Duke University
93.855	I	N	-16,707	Allergy, Immunology and Transplantation Research	303-5615	Duke University
93.855	I	N	-56,895	Allergy, Immunology and Transplantation Research	303-5892	Duke University
93.855	I	N	-24,162	Allergy, Immunology and Transplantation Research	303-5893	Duke University
93.855	I	N	23,550	Allergy, Immunology and Transplantation Research	303-5894	Duke University
93.855	I	N	-6,289	Allergy, Immunology and Transplantation Research	303-5895	Duke University
93.855	I	N	124,767	Allergy, Immunology and Transplantation Research	303-5896	Duke University
93.855	I	N	-1,073	Allergy, Immunology and Transplantation Research	3048103204-07-498	University of Kentucky
93.855	I	N	37,827	Allergy, Immunology and Transplantation Research	412A775	University Wisconsin
93.855	I	N	103,513	Allergy, Immunology and Transplantation Research	638915	University of Wash-Seattle
93.855	I	N	1,971	Allergy, Immunology and Transplantation Research	7222	Magee Women Rsh Inst
93.855	I	N	175,348	Allergy, Immunology and Transplantation Research	7228	Magee Women Rsh Inst
93.855	I	N	237,094	Allergy, Immunology and Transplantation Research	7264	Magee Women Rsh Inst
93.855	I	N	139,230	Allergy, Immunology and Transplantation Research	736772	University of Wash-Seattle
93.855	I	N	21,105	Allergy, Immunology and Transplantation Research	9-526-2885	Albert Einstein Coll
93.855	I	N	138,640	Allergy, Immunology and Transplantation Research	9500241409	Boston University
93.855	I	N	16,189	Allergy, Immunology and Transplantation Research	9500301035	Boston University
93.855	I	N	-1,727	Allergy, Immunology and Transplantation Research	AVGTIO102	Oregon Hlth Sciences
93.855	I	N	698,262	Allergy, Immunology and Transplantation Research	AVGTIO103	Oregon Hlth Sciences
93.855	I	N	938,359	Allergy, Immunology and Transplantation Research	BRS-ACURE-Q-06-00160	Social & Scientific
93.855	I	N	12,261	Allergy, Immunology and Transplantation Research	BRS-ACURE-S-11-00008	Social & Scientific
93.855	I	N	31,415	Allergy, Immunology and Transplantation Research	GC12065-138407	University of Virginia
93.855	I	N	121,781	Allergy, Immunology and Transplantation Research	N/A	Johns Hopkins University
93.855	I	N	2,151	Allergy, Immunology and Transplantation Research	P661628544	University of Minnesota
93.855	I	N	33,629	Allergy, Immunology and Transplantation Research	P66162854R	University of Minnesota
93.855	I	N	87,561	Allergy, Immunology and Transplantation Research	R41A1098192	Agile Sciences
93.855	I	N	12,256	Allergy, Immunology and Transplantation Research	UN-1031	Seattle Biomed Rsch
93.856	D	N	-82,988	Microbiology and Infectious Diseases Research		
93.856	I	N	10,375	Microbiology and Infectious Diseases Research	303-0933	Duke University Med Ctr
93.856	I	N	328	Microbiology and Infectious Diseases Research	303-0935	Duke University Med Ctr
93.856	I	N	-6,834	Microbiology and Infectious Diseases Research	303-0937	Duke University Med Ctr
93.859	D	N	27,759,685	Biomedical Research and Research Training		
93.859	I	N	253	Biomedical Research and Research Training	00000046	Jackson Laboratory
93.859	I	N	6,890	Biomedical Research and Research Training	0023300(119860-1)	University of Pitt
93.859	I	N	15,598	Biomedical Research and Research Training	10310851-SUB	University of California
93.859	I	N	7,779	Biomedical Research and Research Training	147497	Duke University
93.859	I	N	73,680	Biomedical Research and Research Training	154181	Duke University
93.859	I	N	53,334	Biomedical Research and Research Training	159285/303-4419	Duke University
93.859	I	N	478	Biomedical Research and Research Training	1U01GM094663-01	Burnham Inst
93.859	I	N	31,519	Biomedical Research and Research Training	203-0510	Duke University
93.859	I	N	50,115	Biomedical Research and Research Training	203-1083	Duke University
93.859	I	N	118,475	Biomedical Research and Research Training	212851A	University of Oregon
93.859	I	N	-2	Biomedical Research and Research Training	215136	Mass Gen Hosp

SCHEDULE OF EXPENDITURES OF FEDERAL AWARDS (BY STATE AGENCY)

For the Fiscal Year Ended June 30, 2012

Federal CFDA Number	Direct/ Indirect	ARRA	Program Disbursements	CFDA Program Title	Pass-Through Number	Pass-Through Entity Name
93.859	I	N	40,658	Biomedical Research and Research Training	44178-C	University of Chicago
93.859	I	N	164,447	Biomedical Research and Research Training	5U01GM09466302/55631	Burnham Inst
93.859	I	N	23,004	Biomedical Research and Research Training	60008330/RF01201035	Ohio State University
93.859	I	N	84,570	Biomedical Research and Research Training	61-0859UNC	Michigan State University
93.859	I	N	4,772	Biomedical Research and Research Training	6114557/RFS900224	University Mass
93.859	I	N	41,523	Biomedical Research and Research Training	6126037/RFS2011115	University Mass
93.859	I	N	247,590	Biomedical Research and Research Training	6134813/RFS2012016	University Mass
93.859	I	N	198,960	Biomedical Research and Research Training	659298	Jackson Laboratory
93.859	I	N	104,942	Biomedical Research and Research Training	9-526-2457	Albert Einstein Coll
93.859	I	N	-1,342	Biomedical Research and Research Training	9-526-3061	Albert Einstein Coll
93.859	I	N	60,721	Biomedical Research and Research Training	9-526-4689	Albert Einstein Coll
93.859	I	N	50,446	Biomedical Research and Research Training	9004929	University of Pitt
93.859	I	N	127,368	Biomedical Research and Research Training	FY2012-096	University of Kansas
93.859	I	N	36,132	Biomedical Research and Research Training	M8446041102	University of Minnesota
93.859	I	N	22,111	Biomedical Research and Research Training	MUSC12-032	Medical University of South Carolina
93.859	I	N	-164	Biomedical Research and Research Training	PO#627332/00000062	Jackson Laboratory
93.859	I	N	6,430	Biomedical Research and Research Training	PO#640526	Jackson Laboratory
93.859	I	N	1,787	Biomedical Research and Research Training	PO#642466	Jackson Laboratory
93.859	I	N	116,985	Biomedical Research and Research Training	PO#659181	Jackson Laboratory
93.859	I	N	70,541	Biomedical Research and Research Training	R-11-0032	University of Houston
93.865	D	N	29,322,865	Child Health and Human Development Extramural Research		
93.865	I	N	100,687	Child Health and Human Development Extramural Research	000378020-001	University of Alabama-Birm
93.865	I	N	40,775	Child Health and Human Development Extramural Research	000388010-011	University of Alabama-Birm
93.865	I	N	2,281	Child Health and Human Development Extramural Research	000396222-002	University of Alabama-Birm
93.865	I	N	4,593	Child Health and Human Development Extramural Research	000426855-001	University of Alabama-Birm
93.865	I	N	55,577	Child Health and Human Development Extramural Research	1-312-0213113	RTI International
93.865	I	N	40,411	Child Health and Human Development Extramural Research	1071750-3-46797/09-1	Research Fdn of SUNY
93.865	I	N	2,735	Child Health and Human Development Extramural Research	13-312-0210070	RTI International
93.865	I	N	3,108	Child Health and Human Development Extramural Research	154-4916	University of Colorado
93.865	I	N	13,750	Child Health and Human Development Extramural Research	1547811	University of Colorado
93.865	I	N	4,852	Child Health and Human Development Extramural Research	2012-2745	University Calif-Irvine
93.865	I	N	16,932	Child Health and Human Development Extramural Research	203-1081/2U10HD04049	Duke University Med Ctr
93.865	I	N	21,536	Child Health and Human Development Extramural Research	203-1390	Duke University
93.865	I	N	-114	Child Health and Human Development Extramural Research	3-312-0207778	RTI International
93.865	I	N	127,470	Child Health and Human Development Extramural Research	3001141253	University of Michigan
93.865	I	N	-136	Child Health and Human Development Extramural Research	3001402196	University of Michigan
93.865	I	N	32,020	Child Health and Human Development Extramural Research	3001688625	University of Michigan
93.865	I	N	17,312	Child Health and Human Development Extramural Research	40-4131/UNC	Nat Bureau Econ Res
93.865	I	N	61,429	Child Health and Human Development Extramural Research	4243-UNC-DHHS-0709	Penn State University
93.865	I	N	19,966	Child Health and Human Development Extramural Research	554599	University of Wash-Seattle
93.865	I	N	6,386	Child Health and Human Development Extramural Research	60028528	Northwestern University
93.865	I	N	10,482	Child Health and Human Development Extramural Research	723004	University of Wash-Seattle
93.865	I	N	102,238	Child Health and Human Development Extramural Research	727265	University of Wash-Seattle
93.865	I	N	80,313	Child Health and Human Development Extramural Research	9-526-5754	Albert Einstein Coll
93.865	I	N	53,410	Child Health and Human Development Extramural Research	F6207-01	New York University
93.865	I	N	14,878	Child Health and Human Development Extramural Research	GC12123-139438	University of Virginia
93.865	I	N	6,821	Child Health and Human Development Extramural Research	N/A	Duke University Med Ctr
93.865	I	N	62,027	Child Health and Human Development Extramural Research	PD301855-SC102433	VA Commonwealth University
93.865	I	N	21,692	Child Health and Human Development Extramural Research	S417062	Emory University
93.865	I	N	148,829	Child Health and Human Development Extramural Research	VUMC35301	Vanderbilt U Med C

SCHEDULE OF EXPENDITURES OF FEDERAL AWARDS (BY STATE AGENCY)

For the Fiscal Year Ended June 30, 2012

Federal CFDA Number	Direct/ Indirect	ARRA	Program Disbursements	CFDA Program Title	Pass-Through Number	Pass-Through Entity Name
93.866	D	N	2,844,746	Aging Research		
93.866	I	N	46,981	Aging Research	0000004732	University MD-Baltimore
93.866	I	N	10,432	Aging Research	103524	Brigham Women's Hosp
93.866	I	N	1,362	Aging Research	23030.914940.6695	Cty Hope Nat Med Ctr
93.866	I	N	-5,747	Aging Research	24861420-45510-D	Stanford University
93.866	I	N	18,153	Aging Research	57884-9061	Cornell University
93.866	I	N	153,137	Aging Research	H50427	University Southern California
93.866	I	N	25,001	Aging Research	N/A	Vortant Technologies
93.867	D	N	3,857,303	Vision Research		
93.867	I	N	44,677	Vision Research	0255-5081-4609	Mt Sinai School of Medicine
93.867	I	N	1,180	Vision Research	10018987	University of Utah
93.867	I	N	12,621	Vision Research	10018990-01	University of Utah
93.867	I	N	53,567	Vision Research	10018992	University of Utah
93.867	I	N	41,602	Vision Research	2000133834	Johns Hopkins University
93.867	I	N	149,710	Vision Research	2000540260	Johns Hopkins University
93.867	I	N	30,301	Vision Research	R073286137	University of Tennessee
93.879	D	N	137,767	Medical Library Assistance		
93.884	D	N	61,425	Grants for Training in Primary Care Medicine and Dentistry		
93.918	D	N	661,975	Grants to Provide Outpatient Early Intervention Services with Respect to HIV Disease		
93.924	D	N	20,778	Ryan White HIV/AIDS Dental Reimbursements Community Based Dental Partnership		
93.928	D	N	599,541	Special Projects of National Significance		
93.931	D	N	-563	Demonstration Grants to States for Community Scholarship		
93.936	I	N	1,355,049	National Institutes of Health Acquired Immunodeficiency Syndrome Research Loan Repayment Program	0080.0126/830	Family Health International
93.941	D	N	519,343	HIV Demonstration, Research, Public and Professional Education Projects		
93.943	D	N	437,282	Epidemiologic Research Studies of Acquired Immunodeficiency Syndrome (AIDS) and Human Immunodeficiency Virus (HIV) Infection in Selected Population Groups		
93.945	D	N	748,580	Assistance Programs for Chronic Disease Prevention and Control		
93.964	D	N	205,302	Prevention and Public Health Fund (PPHF) Public Health Traineeships		
93.969	D	N	475,253	Geriatric Education Centers		
93.989	D	N	2,042,118	International Research and Research Training		
93.989	I	N	24,816	International Research and Research Training	61-0012UNC	Michigan State University
93.989	I	N	33,036	International Research and Research Training	IR25TW008981-01	Stellenbosch Univer
93.989	I	N	34,126	International Research and Research Training	VUMC 34750	Vanderbilt U Med C
93.989	I	N	12,537	International Research and Research Training	VUMC 35711	Vanderbilt U Med C
93.989	I	N	31,726	International Research and Research Training	VUMC 38423	Vanderbilt U Med C
93.989	I	N	18,377	International Research and Research Training	VUMC 38477	Vanderbilt U Med C
93.989	I	N	20,555	International Research and Research Training	VUMC 38480	Vanderbilt U Med C
93.989	I	N	6,832	International Research and Research Training	VUMC 39590	Vanderbilt U Med C
93.989	I	N	45,449	International Research and Research Training	VUMC34750	Vanderbilt U Med C
93.989	I	N	874	International Research and Research Training	VUMC35568	Vanderbilt U Med C
93.989	I	N	316	International Research and Research Training	VUMC36767	Vanderbilt U Med C
93.991	I	N	15,102	Preventive Health and Health Services Block Grant	N/A	NE Dept SS
93.999	D	N	31,879	Test for Suppression Effects of Advanced Energy		
94.005	I	N	-1,383	Learn and Serve America-Higher Education	31-2462-321/31-1894	Temple University
94.006	D	N	330,551	AmeriCorps		
96.007	I	N	44,863	Social Security-Research and Demonstration	5001537-7 SANDELL	Boston College
97	D	N	32,529	U. S. Department of Homeland Security		

SCHEDULE OF EXPENDITURES OF FEDERAL AWARDS (BY STATE AGENCY)

For the Fiscal Year Ended June 30, 2012

Federal CFDA Number	Direct/ Indirect	ARRA	Program Disbursements	CFDA Program Title	Pass-Through Number	Pass-Through Entity Name
97	I	N	48,266	U. S. Department of Homeland Security	12-DHS-1035	Duke University
97	I	N	100,629	U. S. Department of Homeland Security	2-312-0211772/021177	RTI International
97	I	N	86,684	U. S. Department of Homeland Security	4-312-0212782	RTI International
97	I	N	600	U. S. Department of Homeland Security	5-312-0211772/021177	RTI International
97.044	D	N	249,076	Assistance to Firefighters Grant		
97.061	D	N	2,422,200	Centers for Homeland Security		
97.061	I	N	78,984	Centers for Homeland Security	Z955901	University MD College Park
97.077	D	N	128,414	Homeland Security Research Testing, Evaluation, and Demonstration of Technologies Related to Nuclear Detection		
97.122	D	N	3,646,493	Bio-Preparedness Collaboratory		
98	D	N	34,499,658	U. S. Agency for International Development		
98	I	N	50,653	U. S. Agency for International Development	0437.0152/805707	Family Health International
98	I	N	728,673	U. S. Agency for International Development	0437.0158/805273	Family Health International
98	I	N	255,428	U. S. Agency for International Development	08-UNC-97	Kenan Institute Asia
98	I	N	99,976	U. S. Agency for International Development	5305/2001208509	Johns Hopkins University
98	I	N	38,520	U. S. Agency for International Development	5321/2001208292	Johns Hopkins University
98	I	N	16,650	U. S. Agency for International Development	631548-8S-1204	Macro
98	I	N	-50,547	U. S. Agency for International Development	805703/0437.0079	Family Health International
98	I	N	921	U. S. Agency for International Development	AID-623-A-12-00011	Intrahealth
98	I	N	-1,602	U. S. Agency for International Development	GHS-I-00-07-00002-00	John Snow Institute
98	I	N	98,598	U. S. Agency for International Development	N/A	Right to Care
98	I	N	1,069	U. S. Agency for International Development	PPC-11-119	Eastern VA Med Sch
98	I	N	66	U. S. Agency for International Development	PPC-11-128	Eastern VA Med Sch
99	D	N	4,951	Other Federal Assistance		
			<u>835,662,997</u>	Total — University of North Carolina at Chapel Hill		

University of North Carolina at Charlotte

10.206	D	N	2,084	Grants for Agricultural Research-Competitive Research-Grants		
10.310	D	N	166,319	Agriculture and Food Research Initiative (AFRI)		
10.652	D	N	110,481	Forestry Research		
11.609	D	N	168,776	Measurement and Engineering Research and Standards		
12.300	D	N	303,404	Basic and Applied Scientific Research		
12.420	D	N	102,079	Military Medical Research and Development		
12.431	D	N	828,860	Basic Scientific Research		
12.431	I	N	5,052	Basic Scientific Research	186582	University of Central Florida
12.431	I	N	216,626	Basic Scientific Research	2010-04989-01-00	University of Illinois
12.630	D	N	200,342	Basic, Applied, and Advanced Research in Science and Engineering		
12.630	I	N	15,689	Basic, Applied, and Advanced Research in Science and Engineering	N/A	Academy of Applied Science
12.750	D	N	343,464	Uniformed Services University Medical Research Projects		
12.800	D	N	338,610	Air Force Defense Research Sciences Program		
12.800	I	N	4,675	Air Force Defense Research Sciences Program	201982	University of Central Florida
12.800	I	N	68,357	Air Force Defense Research Sciences Program	S10198C	Ball Aerospace & Tech
12.800	I	N	3,569	Air Force Defense Research Sciences Program	UF-EIES-1202005-UNC	University of Florida
12.902	D	N	2,168	Information Security Grant Program		
15.807	I	N	9,618	Earthquake Hazards Reduction Program	2010-2011-007	U of Puerto Rico Mayaguez
16.560	D	N	119,406	National Institute of Justice Research, Evaluation, and Development Project Grants		
20.701	D	N	369,591	University Transportation Centers Program		
43.001	D	N	73,046	Science		
45.163	D	N	11,838	Promotion of the Humanities-Professional Development		
45.169	D	N	89,854	Promotion of the Humanities-Office of Digital Humanities		

SCHEDULE OF EXPENDITURES OF FEDERAL AWARDS (BY STATE AGENCY)

For the Fiscal Year Ended June 30, 2012

Federal CFDA Number	Direct/ Indirect	ARRA	Program Disbursements	CFDA Program Title	Pass-Through Number	Pass-Through Entity Name
47.041	D	N	1,607,718	Engineering Grants		
47.041	I	N	30,499	Engineering Grants	00007541	University of California at Berkeley
47.041	I	N	167,003	Engineering Grants	1158-7558-26-2006281	Clemson University
47.041	I	N	779	Engineering Grants	2975-11-0186	FiveFocal LLC
47.041	I	N	9,389	Engineering Grants	375-32565-1	Clarkson University
47.041	I	N	34,223	Engineering Grants	478496-19773/CMMI-1132373	Virginia Polytechnic Institute and State University
47.041	I	N	92,319	Engineering Grants	6051/1469963	University of California at Berkeley
47.041	I	N	7,778	Engineering Grants	NSFUV202012009	Dot Metrics Technologies
47.049	D	N	661,296	Mathematical and Physical Sciences		
47.050	D	N	97,405	Geosciences		
47.070	D	N	2,586,688	Computer and Information Science and Engineering		
47.070	I	N	51,191	Computer and Information Science and Engineering	09-059	Arizona State University
47.070	I	N	10,877	Computer and Information Science and Engineering	CCF-0729161	Rensselaer Polytechnic Inst.
47.070	I	N	38,505	Computer and Information Science and Engineering	P254493	Brown University
47.074	D	N	720,782	Biological Sciences		
47.074	I	N	16,355	Biological Sciences	4101-32635	Purdue University
47.074	I	N	12,329	Biological Sciences	BL-4824384-UNCC	Indiana University
47.074	I	N	12,652	Biological Sciences	RC371-226-4941666	University of Georgia Rsch Fnd
47.075	D	N	396,813	Social, Behavioral, and Economic Sciences		
47.076	D	N	1,614,412	Education and Human Resources		
47.076	I	N	1,518	Education and Human Resources	DELAT37G	Cleveland State University
47.076	I	N	2,826	Education and Human Resources	G001103-7505	Southern Methodist University
47.079	D	N	10,861	International Science and Engineering (OISE)		
47.079	I	N	54,908	International Science and Engineering (OISE)	202200545-02	Florida International University
47.079	I	N	3,385	International Science and Engineering (OISE)	RUB1-2984-IR-10	US Civilian Rsch & Dev Fnd
47.080	D	N	81,086	Office of Cyberinfrastructure		
47.082	D	Y	857,697	ARRA - Trans-NSF Recovery Act Research Support		
66.202	I	N	4,343	Congressionally Mandated Projects	375-32545-1	Clarkson University
66.509	D	N	59,030	Science to Achieve Results (STAR) Research Program		
66.509	I	N	23,532	Science to Achieve Results (STAR) Research Program	8000001508	Texas State University-San Marcos
81.042	D	N	585,027	Weatherization Assistance for Low-Income Persons		
81.049	D	N	114,617	Office of Science Financial Assistance Program		
81.049	I	N	9,098	Office of Science Financial Assistance Program	20090293	Signatech Systems Inc
81.086	D	Y	215,287	ARRA - Conservation Research and Development		
81.128	I	Y	34,174	ARRA - Energy Efficiency and Conservation Block Grant Program (EECBG)	1100580	City of Charlotte
84.007	D	N	499,733	Federal Supplemental Educational Opportunity Grants		
84.033	D	N	646,755	Federal Work-Study Program		
84.038	D	N	7,009,950	Federal Perkins Loan Program-Federal Capital Contributions		
84.042	D	N	246,039	TRIO-Student Support Services		
84.063	D	N	35,839,198	Federal Pell Grant Program		
84.116	D	N	92,139	Fund for the Improvement of Postsecondary Education		
84.200	D	N	224,529	Graduate Assistance in Areas of National Need		
84.215	I	N	14,093	Fund for the Improvement of Education	Q109301	University of Maryland-Coll Park
84.268	D	N	128,736,063	Federal Direct Student Loans		
84.305	D	N	166,733	Education Research, Development and Dissemination		
84.324	D	N	764,585	Research in Special Education		
84.324	I	N	33,423	Research in Special Education	223311A	University of Oregon
84.324	I	N	27,114	Research in Special Education	224311A	University of Oregon
84.325	D	N	529,679	Special Education-Personnel Development to Improve Services and Results for Children with Disabilities		

SCHEDULE OF EXPENDITURES OF FEDERAL AWARDS (BY STATE AGENCY)

For the Fiscal Year Ended June 30, 2012

Federal CFDA Number	Direct/ Indirect	ARRA	Program Disbursements	CFDA Program Title	Pass-Through Number	Pass-Through Entity Name
84.326	D	N	939,086	Special Education-Technical Assistance and Dissemination to Improve Services and Results for Children with Disabilities		
84.368	I	N	156,936	Grants for Enhanced Assessment Instruments	ED11-0003-2	Arizona Department of Education
84.373	I	N	372,215	Special Education-Technical Assistance on State Data Collection	A001945802	University of Minnesota
84.378	I	N	32,873	College Access Challenge Grant Program	92-NC08	National Writing Proj Corp
93.110	I	N	18,949	Maternal and Child Health Federal Consolidated Programs	RS20110719-02	University of Oklahoma
93.124	D	N	24,385	Nurse Anesthetist Traineeships		
93.178	D	N	60,368	Nursing Workforce Diversity		
93.213	I	N	2,136	Research and Training in Complementary and Alternative Medicine	219820	Mass Gen Hosp
93.226	I	N	11,243	Research on Healthcare Costs, Quality and Outcomes	Agreement 9-24-09	Carolinas HealthCare System
93.243	D	N	131,592	Substance Abuse and Mental Health Services-Projects of Regional and National Significance		
93.279	D	N	3,322	Drug Abuse and Addiction Research Programs		
93.279	I	N	5,464	Drug Abuse and Addiction Research Programs	0004506	University of Pittsburgh
93.286	D	N	33,994	Discovery and Applied Research for Technological Innovations to Improve Human Health		
93.307	I	N	11,719	Minority Health and Health Disparities Research	Agreement 12-27-10	Carolinas HealthCare System
93.307	I	N	90,878	Minority Health and Health Disparities Research	Agreement 8-29-11	Carolinas HealthCare System
93.358	D	N	43,357	Advanced Nursing Education Traineeships		
93.359	I	N	72,852	Nurse Education, Practice and Retention Grants	158595	Duke University
93.389	D	N	91,910	National Center for Research Resources		
93.393	D	N	251,398	Cancer Cause and Prevention Research		
93.394	I	N	51,383	Cancer Detection and Diagnosis Research	26-1601-83-61	University of Texas at Arlington
93.395	D	N	69,930	Cancer Treatment Research		
93.396	D	N	58,028	Cancer Biology Research		
93.701	D	Y	567,644	ARRA - Trans-NIH Recovery Act Research Support		
93.701	I	Y	68,998	ARRA - Trans-NIH Recovery Act Research Support	1R24 MD00493001	Carolinas HealthCare System
93.701	I	Y	17	ARRA - Trans-NIH Recovery Act Research Support	8771.S16	Westat
93.715	I	Y	90,244	Recovery Act - Comparative Effectiveness Research - AHRQ	Agreement 2-27-12	Carolinas HealthCare System
93.846	I	N	54,692	Arthritis, Musculoskeletal and Skin Diseases Research	1000749056	University of Iowa
93.846	I	N	7,838	Arthritis, Musculoskeletal and Skin Diseases Research	3048108355-12-317	University of Kentucky Rsch Fnd
93.847	D	N	33,679	Diabetes, Digestive, and Kidney Diseases Extramural Research		
93.853	D	N	237,256	Extramural Research Programs in the Neurosciences and Neurological Disorders		
93.853	I	N	3,025	Extramural Research Programs in the Neurosciences and Neurological Disorders	11118	Georgia Southern University
93.855	I	N	76,750	Allergy, Immunology and Transplantation Research	0000708877	Fred Hutchinson Cancer Research Ctr.
93.855	I	N	3,968	Allergy, Immunology and Transplantation Research	0000739328	Fred Hutchinson Cancer Research Ctr.
93.859	D	N	373,157	Biomedical Research and Research Training		
93.859	I	N	1,081	Biomedical Research and Research Training	2012-URF-6108	NC Biotechnology Center
93.925	D	N	136,427	Scholarships for Health Professions Students from Disadvantaged Backgrounds		
93.941	D	N	47,532	HIV Demonstration, Research, Public and Professional Education Projects		
97.044	D	N	39,738	Assistance to Firefighters Grant		
97.061	I	N	108,003	Centers for Homeland Security	4112-31739	Purdue University
97.104	I	N	49,681	Homeland Security-Related Science, Technology, Engineering and Mathematics (HS STEM) Career Development Program	R9847-G1	Georgia Institute of Technology
98.001	I	N	188,474	USAID Foreign Assistance for Programs Overseas	172013/0118.0376	Family Health International
			<u>193,232,565</u>	Total — University of North Carolina at Charlotte		
University of North Carolina at Greensboro						
10.206	I	N	3,591	Grants for Agricultural Research-Competitive Research-Grants	416-17-04C	Iowa State University
10.217	D	N	182,011	Higher Education Challenge Grants		

SCHEDULE OF EXPENDITURES OF FEDERAL AWARDS (BY STATE AGENCY)

For the Fiscal Year Ended June 30, 2012

Federal CFDA Number	Direct/ Indirect	ARRA	Program Disbursements	CFDA Program Title	Pass-Through Number	Pass-Through Entity Name
10.253	D	N	2,669	Food Assistance and Nutrition Research Programs (FANRP)		
10.310	D	N	136,676	Agriculture and Food Research Initiative (AFRI)		
10.583	I	N	29,540	Hunger Free Communities	2001407938	Johns Hopkins University
10.664	D	N	30,356	Cooperative Forestry Assistance		
12.420	I	N	217,024	Military Medical Research and Development	W81XWH-05-1-0383	Cone Health
14.703	I	N	39,848	Sustainable Communities Regional Planning Grant Program	205441	Piedmont Auth for Reg Transporation
14.704	I	N	1,901	Community Challenge Planning Grants and the Department of Transportation's TIGER II Planning Grants	205507	City of High Point
14.900	I	N	18,340	Lead-Based Paint Hazard Control in Privately-Owned Housing	2011-5084	City of Greensboro
14.900	I	N	3,627	Lead-Based Paint Hazard Control in Privately-Owned Housing	205508-09	City of Greensboro
16.579	I	N	38,589	Edward Byrne Memorial Formula Grant Program	205447	High Point Police Dept
45.024	D	N	5,710	Promotion of the Arts-Grants to Organizations and Individuals		
45.160	D	N	4,954	Promotion of the Humanities-Fellowships and Stipends		
45.160	I	N	-4,938	Promotion of the Humanities-Fellowships and Stipends	205380	Folger Shakespeare Library
45.161	D	N	204,813	Promotion of the Humanities-Research		
45.161	I	N	6,454	Promotion of the Humanities-Research	RQ50468-10	Northern Michigan University
45.313	D	N	321,482	Laura Bush 21st Century Librarian Program		
47.049	D	N	192,721	Mathematical and Physical Sciences		
47.049	I	N	1,500	Mathematical and Physical Sciences	DMS-0846477	Mathematical Assoc of America
47.070	D	N	146,405	Computer and Information Science and Engineering		
47.074	D	N	240,360	Biological Sciences		
47.075	D	N	319,336	Social, Behavioral, and Economic Sciences		
47.076	D	N	1,203,479	Education and Human Resources		
47.076	I	N	4,486	Education and Human Resources	2-312-0213140	Research Triangle Institute International
47.076	I	N	63,180	Education and Human Resources	61-2168UNCG	Michigan State University
47.076	I	N	33,782	Education and Human Resources	RF01170813/60018933	Ohio State University
47.078	D	N	181,957	Polar Programs		
47.079	D	N	51,281	International Science and Engineering (OISE)		
47.082	D	Y	208,968	ARRA - Trans-NSF Recovery Act Research Support		
66	D	N	3,040	U. S. Environmental Protection Agency		
81	I	N	26,124	U. S. Department of Energy	205499	Oak Ridge Institute for Science and Education
81.049	I	N	10,786	Office of Science Financial Assistance Program	G-42-6C7-G2	Georgia Institute of Technology
84	D	N	3,621,643	U. S. Department of Education		
84.007	D	N	435,055	Federal Supplemental Educational Opportunity Grants		
84.011	I	N	86,144	Migrant Education-State Grant Program	4500060115	Texas State University
84.011	I	N	129,550	Migrant Education-State Grant Program	8000121000	Texas State University
84.016	D	N	7,534	Undergraduate International Studies and Foreign Language Programs		
84.033	D	N	423,764	Federal Work-Study Program		
84.038	D	N	5,861,483	Federal Perkins Loan Program-Federal Capital Contributions		
84.042	D	N	303,059	TRIO-Student Support Services		
84.063	D	N	27,222,902	Federal Pell Grant Program		
84.116	I	N	15,000	Fund for the Improvement of Postsecondary Education	205434	National Commission on Teaching & Amer Future
84.116	I	N	8,224	Fund for the Improvement of Postsecondary Education	205475	National Commission on Teaching & Amer Future
84.173	I	N	17,306	Special Education-Preschool Grants	OCR# 678-201438/CFMS#711994	Louisiana Dept of Education
84.215	D	N	155,921	Fund for the Improvement of Education		
84.268	D	N	97,931,424	Federal Direct Student Loans		
84.283	I	N	117,146	Comprehensive Centers	S-45000-05-013/P00	Edvantia Inc
84.305	D	N	665,230	Education Research, Development and Dissemination		
84.305	I	N	5,442	Education Research, Development and Dissemination	GM 10087-125783	University of Virginia
84.310	I	N	12,364	Parental Information and Resource Centers	U310A060130	Exceptional Children's Assistance Ctr

SCHEDULE OF EXPENDITURES OF FEDERAL AWARDS (BY STATE AGENCY)

For the Fiscal Year Ended June 30, 2012

Federal CFDA Number	Direct/ Indirect	ARRA	Program Disbursements	CFDA Program Title	Pass-Through Number	Pass-Through Entity Name
84.324	I	N	194,556	Research in Special Education	GM 10118-136450	University of Virginia
84.325	D	N	764,073	Special Education-Personnel Development to Improve Services and Results for Children with Disabilities		
84.325	I	N	25,444	Special Education-Personnel Development to Improve Services and Results for Children with Disabilities	83401	Salus University
84.349	I	N	28,376	Early Childhood Educator Professional Development	P28080	SC Dept of Education
84.350	I	N	25,021	Transition to Teaching	SRV09TA-018	Guilford County Schools
84.365	D	N	222,658	English Language Acquisition Grants		
84.375	D	N	-1,500	Academic Competitiveness Grants		
84.376	D	N	-4,000	National Science and Mathematics Access to Retain Talent (SMART) Grants		
84.377	I	N	23,169	School Improvement Grants	C1U0156	State of Alabama Dept of Education
84.379	D	N	62,000	Teacher Education Assistance for College and Higher Education Grants (TEACH Grants)		
84.395	I	Y	138,662	ARRA - State Fiscal Stabilization Fund (SFSF)-Race-to-the-Top Incentive Grants, Recovery Act	3-5400-157-311	Winston Salem Forsyth Co Schools
84.405	D	Y	1,682,778	ARRA - Teacher Quality Partnerships, Recovery Act		
84.411	I	N	21,983	Investing in Innovation (i3) Fund	SRV11TA-025	NC New Schools Project Inc
84.411	I	N	31,555	Investing in Innovation (i3) Fund	SRV11TA-026	NC New Schools Project Inc
93.110	I	N	26,516	Maternal and Child Health Federal Consolidated Programs	6U93MC00217-02-01 PR	Sickle Cell Disease Assoc of Amer
93.121	D	N	39,790	Oral Diseases and Disorders Research		
93.121	I	N	18,018	Oral Diseases and Disorders Research	WFUHS 56413	Wake Forest University Health Serv
93.124	D	Y	20,268	ARRA - Nurse Anesthetist Traineeships		
93.172	I	N	37,291	Human Genome Research	1090321-265147	Carnegie-Mellon University
93.173	D	N	195,357	Research Related to Deafness and Communication Disorders		
93.191	D	N	175,782	Patient Navigator and Chronic Disease Prevention Program		
93.213	D	N	87,056	Research and Training in Complementary and Alternative Medicine		
93.213	I	N	116,998	Research and Training in Complementary and Alternative Medicine	2R44AT003365-02-01	OrganiPharm,LLC
93.213	I	N	20,185	Research and Training in Complementary and Alternative Medicine	724787	University of Washington
93.226	D	N	4,818	Research on Healthcare Costs, Quality and Outcomes		
93.242	D	N	773,156	Mental Health Research Grants		
93.242	I	N	175,479	Mental Health Research Grants	303-1237	Duke University
93.242	I	N	36,999	Mental Health Research Grants	639	Dartmouth College
93.243	I	N	21,280	Substance Abuse and Mental Health Services-Projects of Regional and National Significance		
93.243	I	N	18,909	Substance Abuse and Mental Health Services-Projects of Regional and National Significance	205460	The Durham Center
93.243	I	N	28,561	Substance Abuse and Mental Health Services-Projects of Regional and National Significance	91351-12/09-110	Guilford Co. Dept of Public Health
93.262	I	N	29,428	Occupational Safety and Health Program	WFUHS 11210	Wake Forest University Health Serv
93.265	D	N	188,168	Comprehensive Geriatric Education Program(CGEP)		
93.273	D	N	877,154	Alcohol Research Programs		
93.279	D	N	397,613	Drug Abuse and Addiction Research Programs		
93.279	I	N	127,580	Drug Abuse and Addiction Research Programs	20110207	Prevention Strategies LLC
93.279	I	N	13,000	Drug Abuse and Addiction Research Programs	3-340-0211567	Research Triangle Institute International
93.279	I	N	46,576	Drug Abuse and Addiction Research Programs	36-0507-371/PO#CC	Temple University
93.279	I	N	17,110	Drug Abuse and Addiction Research Programs	541750PO3683	Northeastern University
93.279	I	N	17,110	Drug Abuse and Addiction Research Programs	542650PO902021	Northeastern University
93.279	I	N	39,452	Drug Abuse and Addiction Research Programs	B6296386201	University of Minnesota
93.307	D	N	1,456,569	Minority Health and Health Disparities Research		
93.310	D	N	19,675	Trans-NIH Research Support		
93.351	D	N	251,679	Research Infrastructure Programs		

SCHEDULE OF EXPENDITURES OF FEDERAL AWARDS (BY STATE AGENCY)

For the Fiscal Year Ended June 30, 2012

Federal CFDA Number	Direct/ Indirect	ARRA	Program Disbursements	CFDA Program Title	Pass-Through Number	Pass-Through Entity Name
93.358	D	N	96,416	Advanced Nursing Education Traineeships		
93.361	D	N	55	Nursing Research		
93.365	I	N	-779	Sickle Cell Treatment Demonstration Program	4-312-0210355	Research Triangle Institute International
93.393	I	N	11,686	Cancer Cause and Prevention Research	729536	University of Washington
93.394	D	N	112,714	Cancer Detection and Diagnosis Research		
93.394	I	N	26,843	Cancer Detection and Diagnosis Research	1938-NIH-1S/UNCG	Luna Innovations, Inc
93.395	I	N	250,405	Cancer Treatment Research	60014860	Ohio State University
93.558	I	N	5,561	Temporary Assistance for Needy Families	G90017-T	SC Dept of Social Services
93.575	I	N	17,432	Child Care and Development Block Grant	V10UNCG017	Georgia Dept of Early Care & Learning
93.600	D	N	170,044	Head Start		
93.630	I	N	2,382	Developmental Disabilities Basic Support and Advocacy Grants	203-9023	NC Council Dev Disabilities
93.701	D	Y	12,483	ARRA - Trans-NIH Recovery Act Research Support		
93.701	I	Y	168,819	ARRA - Trans-NIH Recovery Act Research Support	1RC4G038635-01	University of Iowa
93.701	I	Y	29,162	ARRA - Trans-NIH Recovery Act Research Support	8771-S17	Westat
93.846	I	N	14,042	Arthritis, Musculoskeletal and Skin Diseases Research	203-9147	Duke University
93.847	D	N	454,032	Diabetes, Digestive, and Kidney Diseases Extramural Research		
93.847	I	N	15,217	Diabetes, Digestive, and Kidney Diseases Extramural Research	303-1711	Duke University
93.859	D	N	14,186	Biomedical Research and Research Training		
93.865	D	N	605,781	Child Health and Human Development Extramural Research		
93.865	I	N	28,702	Child Health and Human Development Extramural Research	000388010-007	University of Alabama
93.865	I	N	101,797	Child Health and Human Development Extramural Research	431500-19728	Virginia Polytechnic Institute and State University
93.865	I	N	11,927	Child Health and Human Development Extramural Research	57016-8988	Cornell University
93.865	I	N	12,128	Child Health and Human Development Extramural Research	UTA11-000808	University of Texas at Austin
93.865	I	N	353,927	Child Health and Human Development Extramural Research	WFUHS 10055	Wake Forest University Health Serv
93.888	D	N	90,213	Specially Selected Health Projects		
93.941	D	N	91,131	HIV Demonstration, Research, Public and Professional Education Projects		
94.006	I	N	4,304	AmeriCorps	P0061111	Temple University
			152,142,205	Total — University of North Carolina at Greensboro		
University of North Carolina at Pembroke						
17.259	I	N	322,008	WIA Youth Activities	07-44-5467-YTH	LRCOG
17.275	I	N	201,079	Program of Competitive Grants for Worker Training and Placement in High Growth and Emerging Industry Sectors	10-44-5467-SESP	LRCOG
20.205	D	N	41,658	Highway Planning and Construction		
47.041	I	N	8,545	Engineering Grants	3535410	University of Colorado
81.087	D	N	214,523	Renewable Energy Research and Development		
84.007	D	N	142,359	Federal Supplemental Educational Opportunity Grants		
84.031	D	N	344,838	Higher Education-Institutional Aid		
84.033	D	N	168,527	Federal Work-Study Program		
84.038	D	N	1,686,681	Federal Perkins Loan Program-Federal Capital Contributions		
84.042	D	N	330,381	TRIO-Student Support Services		
84.047	D	N	257,353	TRIO-Upward Bound		
84.063	D	N	12,900,409	Federal Pell Grant Program		
84.268	D	N	28,688,433	Federal Direct Student Loans		
84.299	D	N	153,398	Indian Education – Special Programs for Indian Children		
84.379	D	N	116,500	Teacher Education Assistance for College and Higher Education Grants (TEACH Grants)		
84.382	D	N	285,241	Strengthening Minority-Serving Institutions		
93.701	D	Y	19,662	ARRA - Trans-NIH Recovery Act Research Support		
93.859	D	N	190,589	Biomedical Research and Research Training		

SCHEDULE OF EXPENDITURES OF FEDERAL AWARDS (BY STATE AGENCY)

For the Fiscal Year Ended June 30, 2012

Federal CFDA Number	Direct/ Indirect	ARRA	Program Disbursements	CFDA Program Title	Pass-Through Number	Pass-Through Entity Name
93.865	D	N	93,666	Child Health and Human Development Extramural Research		
93.926	D	N	435,221	Healthy Start Initiative		
			<u>46,601,071</u>	Total — University of North Carolina at Pembroke		
University of North Carolina at Wilmington						
10.200	D	N	114,050	Grants for Agricultural Research, Special Research Grants		
10.206	D	N	134,437	Grants for Agricultural Research-Competitive Research-Grants		
10.315	I	Y	3,914	ARRA - Trade Adjustment Assistance for Farmers Training Coordination Program (TAAF)	H001344213	University of Minnesota
11.420	D	N	10,078	Coastal Zone Management Estuarine Research Reserves		
11.427	D	N	36,360	Fisheries Development and Utilization Research and Development Grants and Cooperative Agreements Program		
11.430	D	N	2,703,869	Undersea Research		
11.432	I	N	691,828	National Oceanic and Atmospheric Administration (NOAA) Cooperative Institutes	URH35 040130 & 2.3	Florida Atlantic University
11.439	D	N	89,938	Marine Mammal Data Program		
11.452	I	N	3,251	Unallied Industry Projects	2592	New England Aquarium
11.454	D	N	26,355	Unallied Management Projects		
11.463	D	N	1,533	Habitat Conservation		
11.463	I	Y	3,505	ARRA - Habitat Conservation	925	NC Coastal Federation
11.467	I	N	32,891	Meteorologic and Hydrologic Modernization Development	NA10NWS4670015	ETSU Quillen College of Medicine
11.472	I	N	98,071	Unallied Science Program	10277	FL Fish & Wildlife Conservation Commission
11.472	I	N	26,263	Unallied Science Program	sub NA10NMF4720402	Partnership for Mid Atlantic Fisheries
11.473	D	N	914,998	Coastal Services Center		
11.473	I	N	62,688	Coastal Services Center	S655 & S656	SC Sea Grant Consort
11.618	D	Y	3,918,024	ARRA - National Institute of Standards and Technology Construction Grant Program		
12.300	D	N	12,003	Basic and Applied Scientific Research		
12.910	I	N	85,933	Research and Technology Development	1130109-243780	Carnegie Mellon University
14.227	I	N	1,424	Community Development Block Grants/Technical Assistance Program	CD0809 023-8207-469.34-23	City of Wilmington
15.630	D	N	6,147	Coastal Program		
15.634	I	N	3,288	State Wildlife Grants	PABU 0079090876	SC Dept of Natural Resources
15.657	D	N	8,615	Endangered Species Conservation-Recovery Implementation Funds		
15.808	D	N	390,231	U. S. Geological Survey-Research and Data Collection		
15.875	D	N	409,628	Economic, Social, and Political Development of the Territories		
15.904	I	N	4,608	Historic Preservation Fund Grants-In-Aid	54105-A	Western Washington University
16.525	D	N	86,597	Grants to Reduce Domestic Violence, Dating Violence, Sexual Assault, and Stalking on Campus		
16.560	I	N	61,716	National Institute of Justice Research, Evaluation, and Development Project Grants	4000101498	UT-Battelle LLC Oak Ridge
43.001	D	N	127,658	Science		
45.024	D	N	16,229	Promotion of the Arts-Grants to Organizations and Individuals		
45.025	I	N	8,743	Promotion of the Arts-Partnership Agreements	3795	Southern Arts Federation
47.049	D	N	86,750	Mathematical and Physical Sciences		
47.050	D	N	773,207	Geosciences		
47.050	I	N	49,026	Geosciences	45-25162	Columbia University
47.070	D	N	13,020	Computer and Information Science and Engineering		
47.074	D	N	463,141	Biological Sciences		
47.074	I	N	56,146	Biological Sciences	Y483309	University of Arizona
47.075	D	N	175,790	Social, Behavioral, and Economic Sciences		
47.076	D	N	343,657	Education and Human Resources		
47.076	I	N	4,544	Education and Human Resources	4554-UNCW-NSF-4670	Penn State University
47.078	D	N	121,797	Polar Programs		

SCHEDULE OF EXPENDITURES OF FEDERAL AWARDS (BY STATE AGENCY)

For the Fiscal Year Ended June 30, 2012

Federal CFDA Number	Direct/ Indirect	ARRA	Program Disbursements	CFDA Program Title	Pass-Through Number	Pass-Through Entity Name
47.082	D	Y	282,482	ARRA - Trans-NSF Recovery Act Research Support		
81.121	I	N	37,770	Nuclear Energy Research, Development and Demonstration	108880-G0022987	Washington State University
84.007	D	N	180,578	Federal Supplemental Educational Opportunity Grants		
84.033	D	N	269,775	Federal Work-Study Program		
84.038	D	N	5,054,207	Federal Perkins Loan Program-Federal Capital Contributions		
84.063	D	N	14,074,399	Federal Pell Grant Program		
84.116	D	N	17,062	Fund for the Improvement of Postsecondary Education		
84.153	D	N	32,277	Business and International Education Projects		
84.215	I	N	15,088	Fund for the Improvement of Education	2012-84-01	Pender County Schools
84.234	I	N	28,756	Projects with Industry	RR242-421/4785206	University of Georgia
84.268	D	N	63,507,030	Federal Direct Student Loans		
84.365	D	N	67,041	English Language Acquisition Grants		
84.379	D	N	143,000	Teacher Education Assistance for College and Higher Education Grants (TEACH Grants)		
84.396	I	Y	42,101	ARRA - State Fiscal Stabilization Fund (SFSF)-Investing in Innovation (i3) Fund, Recovery Act	60033310	Ohio State University
93.113	D	N	567,398	Environmental Health		
93.279	D	N	94,394	Drug Abuse and Addiction Research Programs		
93.358	D	N	11,291	Advanced Nursing Education Traineeships		
93.701	D	Y	40,839	ARRA - Trans-NIH Recovery Act Research Support		
93.853	D	N	219,016	Extramural Research Programs in the Neurosciences and Neurological Disorders		
93.855	D	N	41,801	Allergy, Immunology and Transplantation Research		
93.859	D	N	78,912	Biomedical Research and Research Training		
93.865	D	N	122,981	Child Health and Human Development Extramural Research		
			97,110,149	Total — University of North Carolina at Wilmington		

Western Carolina University

10.435	D	N	96,953	State Mediation Grants		
10.652	D	N	16,253	Forestry Research		
11.303	D	N	140,054	Economic Development-Technical Assistance		
11.469	D	N	243,726	Congressionally Identified Awards and Projects		
12.114	D	N	9,212	Collaborative Research and Development		
12.800	D	N	16,887	Air Force Defense Research Sciences Program		
15.650	D	N	51,880	Research Grants (Generic)		
15.657	D	N	10,266	Endangered Species Conservation-Recovery Implementation Funds		
15.945	D	N	179,718	Cooperative Research and Training Programs-Resources of the National Park System		
16.560	D	N	219,756	National Institute of Justice Research, Evaluation, and Development Project Grants		
45.024	I	N	1,800	Promotion of the Arts-Grants to Organizations and Individuals	2011-12 Southern Circuit	Southern Arts
47.041	D	N	31,815	Engineering Grants		
47.049	D	N	3,347	Mathematical and Physical Sciences		
47.050	D	N	212,198	Geosciences		
47.074	I	N	36,904	Biological Sciences	1475-206-2007430	Clemson University
47.075	D	N	37,910	Social, Behavioral, and Economic Sciences		
47.076	D	N	6,870	Education and Human Resources		
59.037	D	N	534,650	Small Business Development Centers		
64.016	D	N	52,173	Veterans State Hospital Care		
81.041	D	N	669,941	State Energy Program		
81.135	I	N	2,072	Advanced Research and Projects Agency-Energy Financial Assistance Program	AC653240	Savannah River Nuclear Solutions
84.007	D	N	176,674	Federal Supplemental Educational Opportunity Grants		
84.033	D	N	386,982	Federal Work-Study Program		

SCHEDULE OF EXPENDITURES OF FEDERAL AWARDS (BY STATE AGENCY)

For the Fiscal Year Ended June 30, 2012

Federal CFDA Number	Direct/ Indirect	ARRA	Program Disbursements	CFDA Program Title	Pass-Through Number	Pass-Through Entity Name
84.038	D	N	5,825,078	Federal Perkins Loan Program-Federal Capital Contributions		
84.044	D	N	343,968	TRIO-Talent Search		
84.063	D	N	11,764,311	Federal Pell Grant Program		
84.268	D	N	48,144,055	Federal Direct Student Loans		
84.305	I	N	43,067	Education Research, Development and Dissemination	2049-S1 R0305A080621	Vanderbilt University
84.325	D	N	403,666	Special Education-Personnel Development to Improve Services and Results for Children with Disabilities		
84.368	I	N	199,334	Grants for Enhanced Assessment Instruments	ED11-0003-1	Arizona Department of Education
84.407	D	N	559,593	Transition Programs for Students with Intellectual Disabilities into Higher Education		
93.124	D	N	2,369	Nurse Anesthetist Traineeships		
93.247	D	N	594,586	Advanced Nursing Education Grant Program		
93.359	I	N	40,141	Nurse Education, Practice and Retention Grants	158595-D08 HP11272-02-00	Duke University
93.701	D	Y	118,081	ARRA - Trans-NIH Recovery Act Research Support		
			<u>71,176,290</u>	Total — Western Carolina University		

Winston-Salem State University

12.630	D	N	95,840	Basic, Applied, and Advanced Research in Science and Engineering		
14.520	D	N	401,468	Historically Black Colleges and Universities Program		
20.215	D	N	19,209	Highway Training and Education		
45.162	D	N	8,948	Promotion of the Humanities-Teaching and Learning Resources and Curriculum Development		
47.049	D	N	25,208	Mathematical and Physical Sciences		
47.050	D	N	34,035	Geosciences		
47.070	D	N	89,516	Computer and Information Science and Engineering		
47.076	D	N	710,264	Education and Human Resources		
84.007	D	N	541,314	Federal Supplemental Educational Opportunity Grants		
84.031	D	N	5,642,445	Higher Education-Institutional Aid		
84.033	D	N	542,563	Federal Work-Study Program		
84.038	D	N	1,135,493	Federal Perkins Loan Program-Federal Capital Contributions		
84.042	D	N	224,203	TRIO-Student Support Services		
84.047	D	N	266,902	TRIO-Upward Bound		
84.063	D	N	15,549,486	Federal Pell Grant Program		
84.120	D	N	65,725	Minority Science and Engineering Improvement		
84.129	D	N	239,158	Rehabilitation Long-Term Training		
84.153	D	N	12,875	Business and International Education Projects		
84.268	D	N	38,406,408	Federal Direct Student Loans		
84.315	D	N	227,895	Capacity Building for Traditionally Underserved Populations		
84.382	D	N	590,459	Strengthening Minority-Serving Institutions		
93.283	D	N	43,806	Centers for Disease Control and Prevention-Investigations and Technical Assistance		
93.307	D	N	930,722	Minority Health and Health Disparities Research		
93.358	D	N	1,183,783	Advanced Nursing Education Traineeships		
93.364	D	N	6,113	Nursing Student Loans		
93.701	D	Y	824	ARRA - Trans-NIH Recovery Act Research Support		
93.779	D	N	64,755	Centers for Medicare and Medicaid Services (CMS) Research, Demonstrations and Evaluations		
93.859	D	N	689,108	Biomedical Research and Research Training		
93.865	D	N	132,352	Child Health and Human Development Extramural Research		
			<u>67,880,877</u>	Total — Winston-Salem State University		
			<u>2,545,183,444</u>	Total — University of North Carolina System		

SCHEDULE OF EXPENDITURES OF FEDERAL AWARDS (BY STATE AGENCY)

For the Fiscal Year Ended June 30, 2012

Federal CFDA Number	Direct/ Indirect	ARRA	Program Disbursements	CFDA Program Title	Pass-Through Number	Pass-Through Entity Name
<i>Community Colleges:</i>						
<u>Alamance Community College</u>						
81.041	D	N	93,274	State Energy Program		
84.007	D	N	90,370	Federal Supplemental Educational Opportunity Grants		
84.033	D	N	127,983	Federal Work-Study Program		
84.063	D	N	10,530,504	Federal Pell Grant Program		
			<u>10,842,131</u>	Total — Alamance Community College		
<u>Asheville-Buncombe Technical Community College</u>						
17.258	I	N	22,746	WIA Adult Program	PO 9066	Mountain Area Workforce Development Board
17.258	I	N	1,651	WIA Adult Program	WIA-2010-0412-61-11-02	Mountain Area Workforce Development Board
17.258	I	N	42,458	WIA Adult Program	WIA-2011-0412-61-11-02	Mountain Area Workforce Development Board
17.258	I	N	55,650	WIA Adult Program	WIA-2011-0412-61-57-02	Mountain Area Workforce Development Board
17.260	I	N	13,866	WIA Dislocated Workers	WIA-2011-0412-61-11-02	Mountain Area Workforce Development Board
17.260	I	N	35,772	WIA Dislocated Workers	WIA-2011-0412-61-57-02	Mountain Area Workforce Development Board
47.076	D	N	2,847	Education and Human Resources		
47.080	I	N	2,562	Office of Cyberinfrastructure		
81.041	D	N	54,235	State Energy Program	DUE-09027-47	Prince George's Community College
81.117	D	N	220,398	Energy Efficiency and Renewable Energy Information Dissemination, Outreach, Training and Technical Analysis/Assistance		
84.007	D	N	95,796	Federal Supplemental Educational Opportunity Grants		
84.033	D	N	94,300	Federal Work-Study Program		
84.063	D	N	13,717,049	Federal Pell Grant Program		
84.268	D	N	10,658,528	Federal Direct Student Loans		
84.375	D	N	1,188	Academic Competitiveness Grants		
			<u>25,019,046</u>	Total — Asheville-Buncombe Technical Community College		
<u>Beaufort County Community College</u>						
84.007	D	N	40,090	Federal Supplemental Educational Opportunity Grants		
84.033	D	N	49,168	Federal Work-Study Program		
84.042	D	N	317,183	TRIO-Student Support Services		
84.063	D	N	4,890,976	Federal Pell Grant Program		
84.268	D	N	3,551,607	Federal Direct Student Loans		
			<u>8,849,024</u>	Total — Beaufort County Community College		
<u>Bladen Community College</u>						
17.258	I	N	144,459	WIA Adult Program	44-12-5227-Adl/DW/Yth	Lumber River Council of Government
17.259	I	N	137,833	WIA Youth Activities	44-12-5227-Adl/DW/Yth	Lumber River Council of Government
17.260	I	N	75,425	WIA Dislocated Workers	44-12-5227-Adl/DW/Yth	Lumber River Council of Government
84.007	D	N	50,000	Federal Supplemental Educational Opportunity Grants		
84.033	D	N	56,898	Federal Work-Study Program		
84.063	D	N	5,607,710	Federal Pell Grant Program		
84.268	D	N	1,996,822	Federal Direct Student Loans		
			<u>8,069,147</u>	Total — Bladen Community College		
<u>Blue Ridge Community College</u>						
17.258	I	N	86,126	WIA Adult Program	WIA-2009-0421-46-07	Buncombe County
17.260	I	N	126,176	WIA Dislocated Workers	WIA-2009-0421-46-07	Buncombe County
45.310	D	N	194	Grants to States		

SCHEDULE OF EXPENDITURES OF FEDERAL AWARDS (BY STATE AGENCY)

For the Fiscal Year Ended June 30, 2012

Federal CFDA Number	Direct/ Indirect	ARRA	Program Disbursements	CFDA Program Title	Pass-Through Number	Pass-Through Entity Name
64.028	D	N	38,262	Post-9/11 Veterans Educational Assistance		
84.007	D	N	56,344	Federal Supplemental Educational Opportunity Grants		
84.033	D	N	45,471	Federal Work-Study Program		
84.063	D	N	4,180,933	Federal Pell Grant Program		
84.268	D	N	1,519,103	Federal Direct Student Loans		
			<u>6,052,609</u>	Total — Blue Ridge Community College		
<u>Brunswick Community College</u>						
47.076	D	N	57,197	Education and Human Resources		
84.033	D	N	32,449	Federal Work-Study Program		
84.063	D	N	2,782,100	Federal Pell Grant Program		
			<u>2,871,746</u>	Total — Brunswick Community College		
<u>Caldwell Community College and Technical Institute</u>						
84.007	D	N	79,690	Federal Supplemental Educational Opportunity Grants		
84.033	D	N	87,468	Federal Work-Study Program		
84.042	D	N	302,857	TRIO-Student Support Services		
84.044	D	N	239,252	TRIO-Talent Search		
84.063	D	N	10,604,855	Federal Pell Grant Program		
84.268	D	N	9,936,348	Federal Direct Student Loans		
			<u>21,250,470</u>	Total — Caldwell Community College and Technical Institute		
<u>Cape Fear Community College</u>						
47.076	D	N	10,273	Education and Human Resources		
84.007	D	N	121,149	Federal Supplemental Educational Opportunity Grants		
84.033	D	N	145,123	Federal Work-Study Program		
84.063	D	N	18,055,976	Federal Pell Grant Program		
84.268	D	N	16,078,348	Federal Direct Student Loans		
84.375	D	N	512	Academic Competitiveness Grants		
97.067	D	N	7,335	Homeland Security Grant Program		
			<u>34,418,716</u>	Total — Cape Fear Community College		
<u>Carteret Community College</u>						
17.258	I	N	70,889	WIA Adult Program	2020	ECWDB, Inc.
84.007	D	N	32,162	Federal Supplemental Educational Opportunity Grants		
84.031	D	N	124,867	Higher Education-Institutional Aid		
84.033	D	N	41,625	Federal Work-Study Program		
84.042	D	N	276,981	TRIO-Student Support Services		
84.063	D	N	4,282,076	Federal Pell Grant Program		
84.268	D	N	2,149,113	Federal Direct Student Loans		
84.335	D	N	11,957	Child Care Access Means Parents in School		
			<u>6,989,670</u>	Total — Carteret Community College		
<u>Catawba Valley Community College</u>						
84.007	D	N	127,890	Federal Supplemental Educational Opportunity Grants		
84.033	D	N	98,958	Federal Work-Study Program		
84.063	D	N	9,651,292	Federal Pell Grant Program		
84.268	D	N	3,797,300	Federal Direct Student Loans		
			<u>13,675,440</u>	Total — Catawba Valley Community College		

SCHEDULE OF EXPENDITURES OF FEDERAL AWARDS (BY STATE AGENCY)

For the Fiscal Year Ended June 30, 2012

Federal CFDA Number	Direct/ Indirect	ARRA	Program Disbursements	CFDA Program Title	Pass-Through Number	Pass-Through Entity Name
<u>Central Carolina Community College</u>						
84.007	D	N	48,510	Federal Supplemental Educational Opportunity Grants		
84.033	D	N	72,835	Federal Work-Study Program		
84.063	D	N	8,089,209	Federal Pell Grant Program		
			<u>8,210,554</u>	Total — Central Carolina Community College		
<u>Central Piedmont Community College</u>						
16.560	D	N	28,744	National Institute of Justice Research, Evaluation, and Development Project Grants		
16.753	D	N	223,368	Congressionally Recommended Awards		
17.268	D	N	7,903	H-1B Job Training Grants		
17.269	D	N	89,424	Community Based Job Training Grants		
17.275	I	Y	429,212	ARRA - Program of Competitive Grants for Worker Training and Placement in High Growth and Emerging Industry Sectors	N/A	Goodwill Industries
45.164	D	N	956	Promotion of the Humanities-Public Programs		
77.008	D	N	21,766	U. S. Nuclear Regulatory Commission Scholarship and Fellowship Program		
81.117	D	N	227,401	Energy Efficiency and Renewable Energy Information Dissemination, Outreach, Training and Technical Analysis/Assistance		
84.007	D	N	596,108	Federal Supplemental Educational Opportunity Grants		
84.033	D	N	393,103	Federal Work-Study Program		
84.042	D	N	284,376	TRIO-Student Support Services		
84.063	D	N	35,338,379	Federal Pell Grant Program		
84.116	D	N	2,796	Fund for the Improvement of Postsecondary Education		
84.160	I	N	121	Training Interpreters for Individuals who are Deaf and Individuals who are Deaf-Blind	N/A	National Interpreter Ed. Center
84.268	D	N	14,061,014	Federal Direct Student Loans		
93.888	D	N	956	Specially Selected Health Projects		
			<u>51,705,627</u>	Total — Central Piedmont Community College		
<u>Cleveland Community College</u>						
11.307	D	N	69,270	Economic Adjustment Assistance		
47.076	D	N	127,457	Education and Human Resources		
84.007	D	N	55,653	Federal Supplemental Educational Opportunity Grants		
84.031	D	N	400,838	Higher Education-Institutional Aid		
84.033	D	N	93,687	Federal Work-Study Program		
84.042	D	N	231,582	TRIO-Student Support Services		
84.063	D	N	8,353,315	Federal Pell Grant Program		
			<u>9,331,802</u>	Total — Cleveland Community College		
<u>Coastal Carolina Community College</u>						
17.258	I	N	118,758	WIA Adult Program	11-2020-40-6035-07	Eastern Carolina Workforce Dev Board
84.007	D	N	87,197	Federal Supplemental Educational Opportunity Grants		
84.033	D	N	131,837	Federal Work-Study Program		
84.063	D	N	10,000,508	Federal Pell Grant Program		
84.268	D	N	1,224,068	Federal Direct Student Loans		
84.375	D	N	1,031	Academic Competitiveness Grants		
			<u>11,563,399</u>	Total — Coastal Carolina Community College		
<u>College of the Albemarle</u>						
84.007	D	N	58,800	Federal Supplemental Educational Opportunity Grants		
84.033	D	N	46,754	Federal Work-Study Program		

SCHEDULE OF EXPENDITURES OF FEDERAL AWARDS (BY STATE AGENCY)

For the Fiscal Year Ended June 30, 2012

Federal CFDA Number	Direct/ Indirect	ARRA	Program Disbursements	CFDA Program Title	Pass-Through Number	Pass-Through Entity Name
84.063	D	N	4,734,023	Federal Pell Grant Program		
84.066	D	N	46,455	TRIO-Educational Opportunity Centers		
84.268	D	N	777,196	Federal Direct Student Loans		
84.375	D	N	2,663	Academic Competitiveness Grants		
			<u>5,665,891</u>	Total — College of the Albemarle		
<u>Craven Community College</u>						
84.007	D	N	95,502	Federal Supplemental Educational Opportunity Grants		
84.033	D	N	84,412	Federal Work-Study Program		
84.042	D	N	215,467	TRIO-Student Support Services		
84.063	D	N	6,989,809	Federal Pell Grant Program		
84.268	D	N	3,698,489	Federal Direct Student Loans		
			<u>11,083,679</u>	Total — Craven Community College		
<u>Davidson County Community College</u>						
47.076	D	N	104,480	Education and Human Resources		
84.007	D	N	52,600	Federal Supplemental Educational Opportunity Grants		
84.033	D	N	41,611	Federal Work-Study Program		
84.042	D	N	227,999	TRIO-Student Support Services		
84.063	D	N	10,432,960	Federal Pell Grant Program		
84.268	D	N	6,812,898	Federal Direct Student Loans		
			<u>17,672,548</u>	Total — Davidson County Community College		
<u>Durham Technical Community College</u>						
84.007	D	N	127,675	Federal Supplemental Educational Opportunity Grants		
84.033	D	N	148,607	Federal Work-Study Program		
84.063	D	N	6,016,370	Federal Pell Grant Program		
84.268	D	N	4,617,347	Federal Direct Student Loans		
94.002	D	N	30,555	Retired and Senior Volunteer Program		
			<u>10,940,554</u>	Total — Durham Technical Community College		
<u>Edgecombe Community College</u>						
17.258	I	N	5,777	WIA Adult Program	8-2020-21-4466	Turning Point Workforce Development Board
17.260	I	N	207,906	WIA Dislocated Workers	8-2030-21-4466	Turning Point Workforce Development Board
84.033	D	N	60,000	Federal Work-Study Program		
84.063	D	N	10,046,730	Federal Pell Grant Program		
84.268	D	N	3,916,377	Federal Direct Student Loans		
			<u>14,236,790</u>	Total — Edgecombe Community College		
<u>Fayetteville Technical Community College</u>						
12	I	N	71,795	U. S. Department of Defense	N/A	MCCYN
84.007	D	N	289,969	Federal Supplemental Educational Opportunity Grants		
84.033	D	N	327,440	Federal Work-Study Program		
84.063	D	N	26,356,389	Federal Pell Grant Program		
84.116	I	N	9,925	Fund for the Improvement of Postsecondary Education	N/A	CAEL
84.268	D	N	22,187,931	Federal Direct Student Loans		
84.375	D	N	1,031	Academic Competitiveness Grants		
			<u>49,244,480</u>	Total — Fayetteville Technical Community College		

SCHEDULE OF EXPENDITURES OF FEDERAL AWARDS (BY STATE AGENCY)

For the Fiscal Year Ended June 30, 2012

Federal CFDA Number	Direct/ Indirect	ARRA	Program Disbursements	CFDA Program Title	Pass-Through Number	Pass-Through Entity Name
<u>Forsyth Technical Community College</u>						
11.557	I	Y	53,540	ARRA - Broadband Technology Opportunities Program (BTOP)	37-42-B10529	WinstonNet Inc
84.007	D	N	287,883	Federal Supplemental Educational Opportunity Grants		
84.033	D	N	208,566	Federal Work-Study Program		
84.063	D	N	22,428,033	Federal Pell Grant Program		
84.268	D	N	12,501,058	Federal Direct Student Loans		
84.375	D	N	812	Academic Competitiveness Grants		
			35,479,892	Total — Forsyth Technical Community College		
<u>Gaston College</u>						
84.007	D	N	114,272	Federal Supplemental Educational Opportunity Grants		
84.031	D	N	272,528	Higher Education-Institutional Aid		
84.033	D	N	105,885	Federal Work-Study Program		
84.042	D	N	253,135	TRIO-Student Support Services		
84.063	D	N	12,372,447	Federal Pell Grant Program		
			13,118,267	Total — Gaston College		
<u>Guilford Technical Community College</u>						
64.028	D	N	183,878	Post-9/11 Veterans Educational Assistance		
84.007	D	N	298,704	Federal Supplemental Educational Opportunity Grants		
84.033	D	N	310,286	Federal Work-Study Program		
84.063	D	N	43,788,950	Federal Pell Grant Program		
84.268	D	N	49,857,232	Federal Direct Student Loans		
84.375	D	N	6,014	Academic Competitiveness Grants		
			94,445,064	Total — Guilford Technical Community College		
<u>Halifax Community College</u>						
17.258	I	N	201,740	WIA Adult Program	8-2020-2-1-4505-02.4	Turning Point Workforce Development Board
84.007	D	N	45,259	Federal Supplemental Educational Opportunity Grants		
84.033	D	N	53,959	Federal Work-Study Program		
84.042	D	N	311,897	TRIO-Student Support Services		
84.063	D	N	4,884,698	Federal Pell Grant Program		
84.268	D	N	3,105,304	Federal Direct Student Loans		
84.335	D	N	20,886	Child Care Access Means Parents in School		
84.382	D	N	335,612	Strengthening Minority-Serving Institutions		
93.887	D	N	8,968	Health Care and Other Facilities		
			8,968,323	Total — Halifax Community College		
<u>Haywood Community College</u>						
10.681	D	N	17,623	Wood Education and Resource Center (WERC)		
23.011	D	N	79,005	Appalachian Research, Technical Assistance, and Demonstration Projects		
84.007	D	N	32,434	Federal Supplemental Educational Opportunity Grants		
84.033	D	N	45,360	Federal Work-Study Program		
84.063	D	N	5,007,910	Federal Pell Grant Program		
84.268	D	N	802,797	Federal Direct Student Loans		
			5,985,129	Total — Haywood Community College		

SCHEDULE OF EXPENDITURES OF FEDERAL AWARDS (BY STATE AGENCY)

For the Fiscal Year Ended June 30, 2012

Federal CFDA Number	Direct/ Indirect	ARRA	Program Disbursements	CFDA Program Title	Pass-Through Number	Pass-Through Entity Name
<u>Isothermal Community College</u>						
84.007	D	N	39,361	Federal Supplemental Educational Opportunity Grants		
84.033	D	N	22,926	Federal Work-Study Program		
84.063	D	N	5,907,904	Federal Pell Grant Program		
84.268	D	N	1,371,517	Federal Direct Student Loans		
84.375	D	N	2,031	Academic Competitiveness Grants		
99	I	N	135,045	Other Federal Assistance	1545	Corporation for Public Broadcast
			<u>7,478,784</u>	Total — Isothermal Community College		
<u>James Sprunt Community College</u>						
10.855	D	N	185,346	Distance Learning and Telemedicine Loans and Grants		
17.258	I	N	215,732	WIA Adult Program	11-2020-40-6136-03	ECWDB, Inc.
84.007	D	N	24,544	Federal Supplemental Educational Opportunity Grants		
84.033	D	N	38,506	Federal Work-Study Program		
84.042	D	N	325,924	TRIO-Student Support Services		
84.044	D	N	187,352	TRIO-Talent Search		
84.047	D	N	233,416	TRIO-Upward Bound		
84.063	D	N	4,489,052	Federal Pell Grant Program		
84.268	D	N	2,474,246	Federal Direct Student Loans		
84.375	D	N	8,486	Academic Competitiveness Grants		
			<u>8,182,604</u>	Total — James Sprunt Community College		
<u>Johnston Community College</u>						
81.128	D	Y	3,600	ARRA - Energy Efficiency and Conservation Block Grant Program (EECBG)		
84.007	D	N	47,824	Federal Supplemental Educational Opportunity Grants		
84.033	D	N	67,337	Federal Work-Study Program		
84.042	D	N	266,213	TRIO-Student Support Services		
84.063	D	N	9,089,783	Federal Pell Grant Program		
84.268	D	N	6,546,272	Federal Direct Student Loans		
			<u>16,021,029</u>	Total — Johnston Community College		
<u>Lenoir Community College</u>						
17.258	I	N	192,875	WIA Adult Program	11-2020-40-6169	Eastern Carolina Workforce Dev Board
17.259	I	N	98,952	WIA Youth Activities	11-2040-40-6169	Eastern Carolina Workforce Dev Board
17.260	I	N	420,376	WIA Dislocated Workers	11-2030-40-6169	Eastern Carolina Workforce Dev Board
17.260	I	N	73,886	WIA Dislocated Workers	11-2031-40-6169	Eastern Carolina Workforce Dev Board
17.267	I	N	16,632	Incentive Grants-WIA Section 503	11-2050-40-6169	Eastern Carolina Workforce Dev Board
84.007	D	N	135,000	Federal Supplemental Educational Opportunity Grants		
84.033	D	N	97,439	Federal Work-Study Program		
84.063	D	N	6,925,082	Federal Pell Grant Program		
84.375	D	N	18,272	Academic Competitiveness Grants		
			<u>7,978,514</u>	Total — Lenoir Community College		
<u>Martin Community College</u>						
84.007	D	N	26,791	Federal Supplemental Educational Opportunity Grants		
84.033	D	N	26,151	Federal Work-Study Program		
84.063	D	N	2,097,902	Federal Pell Grant Program		
			<u>2,150,844</u>	Total — Martin Community College		

SCHEDULE OF EXPENDITURES OF FEDERAL AWARDS (BY STATE AGENCY)

For the Fiscal Year Ended June 30, 2012

Federal CFDA Number	Direct/ Indirect	ARRA	Program Disbursements	CFDA Program Title	Pass-Through Number	Pass-Through Entity Name
<u>Mayland Community College</u>						
17.258	I	N	1,650	WIA Adult Program	11-2010-49-1380	Region D
17.258	I	N	252,769	WIA Adult Program	11-2020-49-1380	Region D
17.259	I	N	156,836	WIA Youth Activities	11-2040-49-1380	Region D
17.259	I	N	19,068	WIA Youth Activities	11-2050-49-1380	Region D
17.275	I	Y	88,322	ARRA - Program of Competitive Grants for Worker Training and Placement in High Growth and Emerging Industry Sectors	11-5015-49-1380	Region D
17.277	I	Y	95,490	ARRA - Workforce Investment Act (WIA) National Emergency Grants	10-6015-49-1380	Region D
17.278	I	N	246,805	WIA Dislocated Worker Formula Grants	11-2030-49-1380	Region D
17.278	I	N	74,996	WIA Dislocated Worker Formula Grants	11-2031-49-1380	Region D
23	D	N	50,002	U. S. Appalachian Regional Commission		
84.007	D	N	26,835	Federal Supplemental Educational Opportunity Grants		
84.033	D	N	26,100	Federal Work-Study Program		
84.042	D	N	302,282	TRIO-Student Support Services		
84.063	D	N	2,202,962	Federal Pell Grant Program		
84.268	D	N	506,948	Federal Direct Student Loans		
			<u>4,051,065</u>	Total — Mayland Community College		
<u>McDowell Technical Community College</u>						
84.007	D	N	31,526	Federal Supplemental Educational Opportunity Grants		
84.033	D	N	27,330	Federal Work-Study Program		
84.063	D	N	3,033,411	Federal Pell Grant Program		
84.268	D	N	1,282,057	Federal Direct Student Loans		
			<u>4,374,324</u>	Total — McDowell Technical Community College		
<u>Mitchell Community College</u>						
84.007	D	N	26,613	Federal Supplemental Educational Opportunity Grants		
84.033	D	N	34,220	Federal Work-Study Program		
84.063	D	N	7,673,786	Federal Pell Grant Program		
84.375	D	N	-2,231	Academic Competitiveness Grants		
			<u>7,732,388</u>	Total — Mitchell Community College		
<u>Montgomery Community College</u>						
81.041	D	N	270,938	State Energy Program		
84.007	D	N	22,741	Federal Supplemental Educational Opportunity Grants		
84.033	D	N	29,025	Federal Work-Study Program		
84.063	D	N	1,865,744	Federal Pell Grant Program		
			<u>2,188,448</u>	Total — Montgomery Community College		
<u>Nash Community College</u>						
17.258	I	N	146,535	WIA Adult Program	9-2020/2040-21-4597-03	Turning Point Workforce Development Board
17.259	I	N	79,213	WIA Youth Activities	9-2020/2040-21-4597-03	Turning Point Workforce Development Board
84.007	D	N	19,688	Federal Supplemental Educational Opportunity Grants		
84.033	D	N	32,453	Federal Work-Study Program		
84.063	D	N	7,076,418	Federal Pell Grant Program		
84.268	D	N	2,598,416	Federal Direct Student Loans		
			<u>9,952,723</u>	Total — Nash Community College		

SCHEDULE OF EXPENDITURES OF FEDERAL AWARDS (BY STATE AGENCY)

For the Fiscal Year Ended June 30, 2012

Federal CFDA Number	Direct/ Indirect	ARRA	Program Disbursements	CFDA Program Title	Pass-Through Number	Pass-Through Entity Name
<u>Pamlico Community College</u>						
17.258	I	N	37,622	WIA Adult Program	11-2020-40-6227-08	Eastern Carolina Workforce Dev Board
17.260	I	N	27,267	WIA Dislocated Workers	11-2030-40-6277-08	Eastern Carolina Workforce Dev Board
64.028	D	N	9,315	Post-9/11 Veterans Educational Assistance		
84.007	D	N	9,523	Federal Supplemental Educational Opportunity Grants		
84.033	D	N	9,137	Federal Work-Study Program		
84.063	D	N	836,143	Federal Pell Grant Program		
			<u>929,007</u>	Total — Pamlico Community College		
<u>Piedmont Community College</u>						
17.258	I	N	105,000	WIA Adult Program	N/A	Council of Governments
17.259	I	N	144,481	WIA Youth Activities	N/A	Council of Governments
17.260	I	N	99,143	WIA Dislocated Workers	N/A	Council of Governments
84.007	D	N	58,536	Federal Supplemental Educational Opportunity Grants		
84.033	D	N	60,000	Federal Work-Study Program		
84.042	D	N	335,966	TRIO-Student Support Services		
84.063	D	N	4,788,245	Federal Pell Grant Program		
84.066	D	N	533,151	TRIO-Educational Opportunity Centers		
84.268	D	N	1,271,366	Federal Direct Student Loans		
84.375	D	N	350	Academic Competitiveness Grants		
			<u>7,396,238</u>	Total — Piedmont Community College		
<u>Pitt Community College</u>						
10.558	I	N	14,125	Child and Adult Care Food Program	N/A	USDA
47.076	D	N	62,753	Education and Human Resources		
84.007	D	N	110,948	Federal Supplemental Educational Opportunity Grants		
84.033	D	N	145,099	Federal Work-Study Program		
84.042	D	N	222,574	TRIO-Student Support Services		
84.063	D	N	19,163,817	Federal Pell Grant Program		
84.066	D	N	136,593	TRIO-Educational Opportunity Centers		
84.268	D	N	20,307,202	Federal Direct Student Loans		
93.721	D	Y	7,530,948	ARRA - Health Information Technology Professionals in Health Care		
93.721	I	Y	52,083	ARRA - Health Information Technology Professionals in Health Care	302-9783	Duke University
			<u>47,746,142</u>	Total — Pitt Community College		
<u>Randolph Community College</u>						
84.007	D	N	26,710	Federal Supplemental Educational Opportunity Grants		
84.033	D	N	71,830	Federal Work-Study Program		
84.063	D	N	6,230,564	Federal Pell Grant Program		
			<u>6,329,104</u>	Total — Randolph Community College		
<u>Richmond Community College</u>						
84.007	D	N	10,800	Federal Supplemental Educational Opportunity Grants		
84.033	D	N	30,602	Federal Work-Study Program		
84.063	D	N	7,783,844	Federal Pell Grant Program		
84.116	D	N	159,653	Fund for the Improvement of Postsecondary Education		
			<u>7,984,899</u>	Total — Richmond Community College		

SCHEDULE OF EXPENDITURES OF FEDERAL AWARDS (BY STATE AGENCY)

For the Fiscal Year Ended June 30, 2012

Federal CFDA Number	Direct/ Indirect	ARRA	Program Disbursements	CFDA Program Title	Pass-Through Number	Pass-Through Entity Name
<u>Roanoke-Chowan Community College</u>						
84.007	D	N	39,078	Federal Supplemental Educational Opportunity Grants		
84.033	D	N	32,007	Federal Work-Study Program		
84.042	D	N	311,904	TRIO-Student Support Services		
84.063	D	N	2,593,577	Federal Pell Grant Program		
84.268	D	N	528,562	Federal Direct Student Loans		
			<u>3,505,128</u>	Total — Roanoke-Chowan Community College		
<u>Robeson Community College</u>						
17.259	I	N	256,785	WIA Youth Activities	2040 44 5465	Council of Government
17.282	D	N	1,690,716	Trade Adjustment Assistance Community College and Career Training (TAACCCT) Grants		
43.001	D	N	130,751	Science		
47.076	D	N	50,332	Education and Human Resources		
84.007	D	N	50,000	Federal Supplemental Educational Opportunity Grants		
84.033	D	N	62,273	Federal Work-Study Program		
84.042	D	N	206,566	TRIO-Student Support Services		
84.063	D	N	8,939,328	Federal Pell Grant Program		
84.268	D	N	3,532,132	Federal Direct Student Loans		
84.382	D	N	52,715	Strengthening Minority-Serving Institutions		
			<u>14,971,598</u>	Total — Robeson Community College		
<u>Rockingham Community College</u>						
84.007	D	N	40,756	Federal Supplemental Educational Opportunity Grants		
84.033	D	N	55,856	Federal Work-Study Program		
84.042	D	N	227,606	TRIO-Student Support Services		
84.063	D	N	4,696,448	Federal Pell Grant Program		
			<u>5,020,666</u>	Total — Rockingham Community College		
<u>Rowan-Cabarrus Community College</u>						
84.007	D	N	87,371	Federal Supplemental Educational Opportunity Grants		
84.033	D	N	46,658	Federal Work-Study Program		
84.063	D	N	17,142,917	Federal Pell Grant Program		
84.268	D	N	5,841,997	Federal Direct Student Loans		
			<u>23,118,943</u>	Total — Rowan-Cabarrus Community College		
<u>Sampson Community College</u>						
84.002	D	N	183,495	Adult Education-Basic Grants to States		
84.007	D	N	40,500	Federal Supplemental Educational Opportunity Grants		
84.033	D	N	31,811	Federal Work-Study Program		
84.042	D	N	250,201	TRIO-Student Support Services		
84.048	D	N	750	Career and Technical Education – Basic Grants to States		
84.063	D	N	3,703,837	Federal Pell Grant Program		
84.243	D	N	92,055	Tech-Prep Education		
			<u>4,302,649</u>	Total — Sampson Community College		
<u>Sandhills Community College</u>						
84.007	D	N	45,850	Federal Supplemental Educational Opportunity Grants		
84.033	D	N	121,690	Federal Work-Study Program		

SCHEDULE OF EXPENDITURES OF FEDERAL AWARDS (BY STATE AGENCY)

For the Fiscal Year Ended June 30, 2012

Federal CFDA Number	Direct/ Indirect	ARRA	Program Disbursements	CFDA Program Title	Pass-Through Number	Pass-Through Entity Name
84.042	D	N	240,032	TRIO-Student Support Services		
84.063	D	N	8,293,641	Federal Pell Grant Program		
84.375	D	N	6,312	Academic Competitiveness Grants		
			<u>8,707,525</u>	Total — Sandhills Community College		
<u>South Piedmont Community College</u>						
84.007	D	N	41,790	Federal Supplemental Educational Opportunity Grants		
84.033	D	N	91,712	Federal Work-Study Program		
84.063	D	N	4,432,765	Federal Pell Grant Program		
			<u>4,566,267</u>	Total — South Piedmont Community College		
<u>Southeastern Community College</u>						
17.258	I	N	278,294	WIA Adult Program	0-2020-33	Cape Fear COG
17.259	I	N	145,994	WIA Youth Activities	0-0240-33	Cape Fear COG
17.259	I	N	40,980	WIA Youth Activities	0-2040-33	Cape Fear COG
17.260	I	N	215,455	WIA Dislocated Workers	0-2030-33	Cape Fear COG
84.007	D	N	58,269	Federal Supplemental Educational Opportunity Grants		
84.033	D	N	85,469	Federal Work-Study Program		
84.038	D	N	12,804	Federal Perkins Loan Program-Federal Capital Contributions		
84.044	D	N	355,560	TRIO-Talent Search		
84.047	D	N	320,251	TRIO-Upward Bound		
84.063	D	N	5,122,364	Federal Pell Grant Program		
84.268	D	N	3,305,834	Federal Direct Student Loans		
93.364	D	N	20,850	Nursing Student Loans		
94.002	D	N	105,389	Retired and Senior Volunteer Program		
			<u>10,067,513</u>	Total — Southeastern Community College		
<u>Southwestern Community College</u>						
84.007	D	N	25,673	Federal Supplemental Educational Opportunity Grants		
84.031	D	N	165,756	Higher Education-Institutional Aid		
84.033	D	N	66,545	Federal Work-Study Program		
84.042	D	N	280,920	TRIO-Student Support Services		
84.047	D	N	265,786	TRIO-Upward Bound		
84.063	D	N	5,000,888	Federal Pell Grant Program		
84.268	D	N	2,201,014	Federal Direct Student Loans		
84.334	D	N	218,749	Gaining Early Awareness and Readiness for Undergraduate Programs		
84.375	D	N	2,861	Academic Competitiveness Grants		
			<u>8,228,192</u>	Total — Southwestern Community College		
<u>Stanly Community College</u>						
17.275	I	Y	376,147	ARRA - Program of Competitive Grants for Worker Training and Placement in High Growth and Emerging Industry Sectors	GJ-19871-10-60-A-11	Communications Workers of America
84.007	D	N	48,367	Federal Supplemental Educational Opportunity Grants		
84.033	D	N	65,648	Federal Work-Study Program		
84.063	D	N	6,740,931	Federal Pell Grant Program		
			<u>7,231,093</u>	Total — Stanly Community College		

SCHEDULE OF EXPENDITURES OF FEDERAL AWARDS (BY STATE AGENCY)

For the Fiscal Year Ended June 30, 2012

Federal CFDA Number	Direct/ Indirect	ARRA	Program Disbursements	CFDA Program Title	Pass-Through Number	Pass-Through Entity Name
<u>Surry Community College</u>						
84.007	D	N	43,088	Federal Supplemental Educational Opportunity Grants		
84.033	D	N	66,173	Federal Work-Study Program		
84.047	D	N	452,252	TRIO-Upward Bound		
84.063	D	N	6,136,505	Federal Pell Grant Program		
84.066	D	N	205,783	TRIO-Educational Opportunity Centers		
84.116	D	N	138,722	Fund for the Improvement of Postsecondary Education		
			<u>7,042,523</u>	Total — Surry Community College		
<u>Tri-County Community College</u>						
84.007	D	N	33,658	Federal Supplemental Educational Opportunity Grants		
84.033	D	N	35,512	Federal Work-Study Program		
84.063	D	N	3,580,512	Federal Pell Grant Program		
84.268	D	N	320,000	Federal Direct Student Loans		
84.375	D	N	564	Academic Competitiveness Grants		
			<u>3,970,246</u>	Total — Tri-County Community College		
<u>Vance-Granville Community College</u>						
17.258	I	N	228,413	WIA Adult Program	12-2020-43-4316	Kerr-Tar Workforce Development Board
17.259	I	N	183,250	WIA Youth Activities	12-2040-43-4316	Kerr-Tar Workforce Development Board
64.028	D	N	34,435	Post-9/11 Veterans Educational Assistance		
84.007	D	N	75,634	Federal Supplemental Educational Opportunity Grants		
84.033	D	N	99,805	Federal Work-Study Program		
84.063	D	N	8,715,267	Federal Pell Grant Program		
84.268	D	N	2,486,328	Federal Direct Student Loans		
			<u>11,823,132</u>	Total — Vance-Granville Community College		
<u>Wake Technical Community College</u>						
16.753	D	N	117,251	Congressionally Recommended Awards		
17.261	D	N	159,583	WIA Pilots, Demonstrations, and Research Projects		
17.268	D	N	51,535	H-1B Job Training Grants		
47.076	D	N	177,938	Education and Human Resources		
84.007	D	N	153,055	Federal Supplemental Educational Opportunity Grants		
84.033	D	N	159,503	Federal Work-Study Program		
84.063	D	N	28,390,466	Federal Pell Grant Program		
84.141	D	N	471,581	Migrant Education-High School Equivalency Program		
84.268	D	N	26,821,483	Federal Direct Student Loans		
84.375	D	N	7,488	Academic Competitiveness Grants		
			<u>56,509,883</u>	Total — Wake Technical Community College		
<u>Wayne Community College</u>						
17.258	I	N	105,425	WIA Adult Program	11-2020-40-6331-09	Eastern Carolina Workforce Dev Board
17.260	I	N	180,705	WIA Dislocated Workers	11-2030-40-6331-09	Eastern Carolina Workforce Dev Board
47.076	D	N	37,592	Education and Human Resources		
84.007	D	N	101,894	Federal Supplemental Educational Opportunity Grants		
84.031	D	N	84,472	Higher Education-Institutional Aid		
84.033	D	N	124,451	Federal Work-Study Program		

SCHEDULE OF EXPENDITURES OF FEDERAL AWARDS (BY STATE AGENCY)

For the Fiscal Year Ended June 30, 2012

Federal CFDA Number	Direct/ Indirect	ARRA	Program Disbursements	CFDA Program Title	Pass-Through Number	Pass-Through Entity Name
84.063	D	N	7,037,716	Federal Pell Grant Program		
84.268	D	N	1,732,039	Federal Direct Student Loans		
			<u>9,404,294</u>	Total — Wayne Community College		
<u>Western Piedmont Community College</u>						
81.128	D	Y	234,773	ARRA - Energy Efficiency and Conservation Block Grant Program (EECBG)		
84.007	D	N	105,400	Federal Supplemental Educational Opportunity Grants		
84.033	D	N	78,976	Federal Work-Study Program		
84.042	D	N	58,897	TRIO-Student Support Services		
84.044	D	N	267,623	TRIO-Talent Search		
84.063	D	N	8,124,522	Federal Pell Grant Program		
84.268	D	N	2,956,710	Federal Direct Student Loans		
			<u>11,826,901</u>	Total — Western Piedmont Community College		
<u>Wilkes Community College</u>						
17.258	I	N	2,471	WIA Adult Program	10-2020-49-1533	High Country COG
17.258	I	N	178,548	WIA Adult Program	11-2020-49-1533	High Country COG
17.259	I	N	35,952	WIA Youth Activities	11-2040-49-1533	High Country COG
17.275	I	Y	1,805	ARRA - Program of Competitive Grants for Worker Training and Placement in High Growth and Emerging Industry Sectors	10-5015-49-1533	High Country COG
17.275	I	Y	32,228	ARRA - Program of Competitive Grants for Worker Training and Placement in High Growth and Emerging Industry Sectors	11-5015-49-1533	High Country COG
17.277	I	Y	21,538	ARRA - Workforce Investment Act (WIA) National Emergency Grants	10-6015-49-1533	High Country COG
17.277	I	Y	164,893	ARRA - Workforce Investment Act (WIA) National Emergency Grants	11-6015-49-1533	High Country COG
17.278	I	N	1,018	WIA Dislocated Worker Formula Grants	10-2030-49-1533	High Country COG
17.278	I	N	1,287	WIA Dislocated Worker Formula Grants	10-2031-49-1533	High Country COG
17.278	I	N	214,193	WIA Dislocated Worker Formula Grants	11-2030-49-1533	High Country COG
17.278	I	N	125,000	WIA Dislocated Worker Formula Grants	11-2031-49-1533	High Country COG
84.007	D	N	20,400	Federal Supplemental Educational Opportunity Grants		
84.033	D	N	52,253	Federal Work-Study Program		
84.042	D	N	321,949	TRIO-Student Support Services		
84.063	D	N	6,800,215	Federal Pell Grant Program		
84.268	D	N	2,096,262	Federal Direct Student Loans		
			<u>10,070,012</u>	Total — Wilkes Community College		
<u>Wilson Community College</u>						
84.007	D	N	50,159	Federal Supplemental Educational Opportunity Grants		
84.033	D	N	41,023	Federal Work-Study Program		
84.042	D	N	285,200	TRIO-Student Support Services		
84.044	D	N	269	TRIO-Talent Search		
84.047	D	N	305,401	TRIO-Upward Bound		
84.063	D	N	4,674,158	Federal Pell Grant Program		
84.268	D	N	941,489	Federal Direct Student Loans		
84.375	D	N	2,538	Academic Competitiveness Grants		
			<u>6,300,237</u>	Total — Wilson Community College		
			<u>832,852,913</u>	Total — Community Colleges		

SCHEDULE OF EXPENDITURES OF FEDERAL AWARDS (BY STATE AGENCY)

For the Fiscal Year Ended June 30, 2012

Federal CFDA Number	Direct/ Indirect	ARRA	Program Disbursements	CFDA Program Title	Pass-Through Number	Pass-Through Entity Name
<i>Other Component Units:</i>						
<u>Global TransPark</u>						
20.930	D	N	7,184	Payments for Small Community Air Service Development		
			<u>7,184</u>	Total — Global TransPark		
<u>Southeastern N. C. Regional Economic Development Commission</u>						
11.307	D	N	78,954	Economic Adjustment Assistance		
			<u>78,954</u>	Total — Southeastern N.C. Regional Economic Development Commission		
<u>The N. C. Health Insurance Risk Pool, Inc d/b/a Inclusive Health</u>						
93.780	D	N	11,751,285	Grants to States for Operation of Qualified High-Risk Pools		
			<u>11,751,285</u>	Total — The N.C. Health Risk Pool, Inc d/b/a Inclusive Health		
			<u>11,837,423</u>	Total — Other Component Units		
			<u>3,389,873,780</u>	Total — Component Units		
			<u>23,370,863,050</u>	Total Expenditures of Federal Awards		

N/A = Not Available

D = Direct Federal Assistance – Assistance received directly from the federal government.

I = Indirect Federal Assistance – Assistance received in a pass-through relationship from entities other than the federal government or other State entities.

The accompanying notes are an integral part of this schedule.

NOTES TO THE SCHEDULE OF EXPENDITURES OF FEDERAL AWARDS

June 30, 2012

NOTE 1: SUMMARY OF SIGNIFICANT ACCOUNTING POLICIES

A. Basis of Presentation

The accompanying Schedule of Expenditures of Federal Awards is presented in accordance with the requirements of OMB Circular A-133, *Audits of States, Local Governments, and Non-Profit Organizations*. The Schedule appears in three formats:

- **Summary** – The summary schedule reports expenditures of federal awards by program or program cluster.
- **Detail** – The detail schedule presents federal programs by federal agency and lists individual programs within program clusters.
- **By State Agency** – The schedule by state agency presents expenditures of federal awards by state agency and by program. In some instances, federal funds have been transferred from one state agency to another to be expended in the same program. When this is the case, the expenditure of federal awards has been reported under the organization which received the funds directly from the Federal Government.

Federal CFDA numbers are from the Catalog of Federal Domestic Assistance published by the Office of Management and Budget and the General Services Administration. Programs without a CFDA number are presented with only the federal agency's two-digit prefix in place of a CFDA number.

B. Reporting Entity

The State of North Carolina financial reporting entity is fully described in Note 1 to the financial statements. The financial reporting entity includes (1) the primary government, (2) organizations for which the primary government is financially accountable, and (3) other organizations for which the nature and significance of their relationship with the primary government are such that exclusion would cause the primary government's financial statements to be misleading or incomplete.

The accompanying Schedule of Expenditures of Federal Awards includes all federal programs administered by the state financial reporting entity except the programs of the State Education Assistance Authority, North Carolina Housing Finance Agency, Western North Carolina Regional Economic Development Commission, Rural Economic Development Center, Inc., and North Carolina

Biotechnology Center. These agencies issue separate single audit reports for their programs.

C. Basis of Accounting

An award is considered expended when the activity related to the award occurs. The activity generally pertains to events requiring compliance with laws, regulations, and the provisions of contract and grant agreements. Specific transaction types have been recognized as follows:

Direct Costs: Direct costs have been recognized on the cash basis of accounting, that is, when cash is disbursed rather than when the charge is incurred.

Indirect costs: Indirect costs are recovered from the federal government by applying a federally approved indirect cost rate or by allocating these costs among benefiting programs in accordance with a federally approved plan. Each program's share of indirect costs is recognized on the accompanying Schedule of Expenditures of Federal Awards.

Loan and loan guarantee transactions:

- Federal Perkins Loan Program - Federal Capital Contributions (CFDA 84.038), Nurse Faculty Loan Program (CFDA 93.264), Health Professions Student Loans, Including Primary Care Loans/Loans for Disadvantaged Students (93.342), Nursing Student Loans (CFDA 93.364), Capitalization Grants for Clean Water State Revolving Funds (CFDA 66.458), Capitalization Grants for Drinking Water State Revolving Funds (66.468), Community Development Block Grant Revolving Loan Fund (14.228) and Economic Adjustment Assistance (11.307) – Expenditures of federal awards in the accompanying Schedule of Expenditures of Federal Awards include the value of new loans made during the year, the balance of loans from previous years with federal continuing compliance requirements, federal capital contributions received during the year, interest subsidy, and administrative cost allowances. Loan balances outstanding at year-end are disclosed in Note 2.
- Federal Direct Student Loans (CFDA 84.268) – These loans are made by outside lenders to students at institutions of higher education within the State reporting entity. The institutions are responsible for certain administrative requirements for new loans. As a result, the value of loans made during the year and administrative cost allowances are recognized as expenditures of federal awards in the accompanying Schedule of Expenditures of Federal Awards. The balance of loans for previous years is not included because the lender accounts for the prior balances.

NOTES TO THE SCHEDULE OF EXPENDITURES OF FEDERAL AWARDS

June 30, 2012

Other non-cash assistance:

The State of North Carolina participated in several federal programs in which non-cash benefits are provided through the state to eligible participants. These include:

- Food Distribution Programs – Food commodities donated to the N.C. Department of Agriculture are reported at the value assigned by the U.S. Department of Agriculture. The Schedule of Expenditures of Federal Awards includes commodity distributions of:

<u>Program</u>	<u>CFDA #</u>	<u>Non-Cash Value</u>
Nation School Lunch Program	10.555	\$42,537,523
Summer Food Service Program for Children	10.559	88,211
Commodity Supplemental Food Program	10.565	290,958
Food Distribution Program on Indian Reservations	10.567	231,739
Emergency Food Assistance Program (Food Commodities)	10.569	23,316,278
- Supplemental Nutrition Assistance Program (CFDA 10.551) – The State issues food stamp benefits in electronic form. Food stamp benefits are recognized as expenditures when recipients use the benefits. Food stamps used during the fiscal year of \$2,451,511,068 are reported as expenditures in the Schedule of Expenditures of Federal Awards.
- Immunization Grants (CFDA 93.268) – Vaccines donated to the N. C. Department of Health and Human Services are reported at the value assigned by the U. S. Department of Health and Human Services. The amount reported in the Schedule of Expenditures of Federal Awards reflects \$104,575,275 in routine immunizations including seasonal influenza.
- Donation of Federal Surplus Personal Property (CFDA 39.003) – Federal surplus property donated to the N.C. Department of Administration is valued at estimated fair market value at the time of receipt. Federal surplus property, with estimated value of \$9,880,035, received

during the fiscal year is reported as expenditures in the Schedule of Expenditures of Federal Awards.

- Higher Education – Institutional Aid (CFDA 84.031) – Funds to be used for endowments and the endowment is federally restricted. The cumulative balance of the federal awards for endowment funds that are restricted are considered awards expended in each year in which the funds are restricted. The endowment balance at the end of the fiscal year of \$27,252,437 is reported as an expenditure in the Schedule of Expenditures of Federal Awards.

NOTE 2: FEDERAL LOANS OUTSTANDING

The State of North Carolina had the following federal loan balances outstanding at year-end:

<u>Program</u>	<u>CFDA #</u>	<u>Amount Outstanding</u>
Federal Perkins Loan Program - Federal Capital Contributions	84.038	\$102,177,712
Capitalization Grants for Clean Water State Revolving Funds	66.458	87,939,200
Capitalization Grants for Drinking Water State Revolving Funds	66.468	60,172,037
Community Development Block Grant Revolving Loan Fund	14.228	5,437,983
Health Professions Student Loans, Including Primary Care Loans/Loans for Disadvantaged Students	93.342	3,405,185
Economic Adjustment Assistance	11.307	600,000
Nursing Student Loans	93.364	450,710
Nurse Faculty Loan Program	93.264	411,402

NOTES TO THE SCHEDULE OF EXPENDITURES OF FEDERAL AWARDSJune 30, 2012

NOTE 3: UNEMPLOYMENT INSURANCE

State unemployment tax revenues and payments in lieu of taxes are combined with federal funds and used to pay benefits under the Unemployment Insurance program (CFDA 17.225). The state and federal portions of the total expenditures reported on the Schedule were \$1,317,525,777 and \$2,010,306,743 respectively. Of the federal portion of expenditures noted, \$295,877,524 are American Recovery and Reinvestment Act funds.

NOTE 4: SUPPLEMENTAL NUTRITIONAL ASSISTANCE PROGRAM

The reported expenditures for benefits under the Supplemental Nutrition Assistance Program (SNAP) (CFDA No. 10.551) are supported by both regularly appropriated funds and incremental funding made available under section 101 of the American Recovery and Reinvestment Act of 2009. The portion of total expenditures for SNAP benefits that is supported by Recovery Act funds varies according to fluctuations in the cost of the Thrifty Food Plan, and to changes in participating households' income, deductions, and assets. This condition prevents USDA from obtaining the regular and Recovery Act components of SNAP benefits expenditures through normal program reporting processes. As an alternative, USDA has computed a weighted average percentage to be applied to the national aggregate SNAP benefits provided to households in order to allocate an appropriate portion thereof to Recovery Act funds. This methodology generates valid results at the national aggregate level but not at the individual State level. Therefore, we cannot validly disaggregate the regular and Recovery Act components of our reported expenditures for SNAP benefits. At the national aggregate level, however, Recovery Act funds account for 10.95 percent of USDA's total expenditures for SNAP benefits in the Federal fiscal year ended September 30, 2012.

NOTE 5: PASS-THROUGH AWARDS

Circular A-133 defines a *subrecipient* as an entity that expends federal awards that are received from a pass-through entity to carry out a federal program. The total amount provided to subrecipients from each federal program is separately identified in the accompanying Summary Schedule of Expenditures of Federal Awards.

Note: Certain transactions relating to federal financial assistance may appear in the records of more than one state recipient agency. To avoid duplication and the overstatement of the aggregate level of federal financial assistance expended by the State of North Carolina, when federal financial assistance is received by one state recipient agency and redistributed to another state agency (i.e., a pass-through of funds by the primary recipient state agency to a sub-recipient state agency), the federal financial assistance will be reflected as expenditures by the primary recipient state agency.

[This Page Left Blank Intentionally]

**Summary Schedule of Prior Audit Findings
For the Year Ended June 30, 2012**

SUMMARY SCHEDULE OF PRIOR AUDIT FINDINGS

For the Fiscal Year Ended June 30, 2012

Original Finding Number **	State Department	Current Status of Prior Audit Finding
09-SA-13	Crime Control and Public Safety	<p><u>Salaries Not Allocated Based on Time and Attendance Records</u></p> <p>The audit finding does not warrant further action because:</p> <ol style="list-style-type: none"> 1. As of today, July 26, 2012, two years have passed since the audit report in which the finding occurred was submitted on March 30, 2010 to the Federal clearinghouse; 2. The U.S. Department of Justice is not currently following up with the Department on the audit finding; and 3. A management decision has not been issued.
09-SA-14	Crime Control and Public Safety	<p><u>Deficiencies in Subrecipient Monitoring - Edward Byrne Memorial Justice Assistance Grant Program</u></p> <p>The audit finding does not warrant further action because:</p> <ol style="list-style-type: none"> 1. As of today, July 26, 2012, two years have passed since the audit report in which the finding occurred was submitted on March 30, 2010 to the Federal clearinghouse; 2. The U.S. Department of Justice is not currently following up with the Department on the audit finding; and 3. A management decision has not been issued.
09-SA-15	Crime Control and Public Safety	<p><u>Lack of Review of Subrecipient Audit Reports</u></p> <p>The audit finding does not warrant further action because:</p> <ol style="list-style-type: none"> 1. As of today, July 26, 2012, two years have passed since the audit report in which the finding occurred was submitted on March 30, 2010 to the Federal clearinghouse; 2. The U.S. Department of Justice is not currently following up with the Department on the audit finding; and 3. A management decision has not been issued.
09-SA-21	Employment Security Commission	<p><u>Changes to Unemployment Insurance Benefits Payment System Not Properly Implemented</u></p> <p>The audit finding does not warrant further action because:</p> <ol style="list-style-type: none"> 1. As of today, August 15, 2012, two years have passed since the audit report in which the finding occurred was submitted on March 30, 2010 to the Federal clearinghouse; 2. The U.S. Department of Labor is not currently following up with the Department on the audit finding; and 3. A management decision has not been issued.

SUMMARY SCHEDULE OF PRIOR AUDIT FINDINGS

For the Fiscal Year Ended June 30, 2012

Original Finding Number **	State Department	Current Status of Prior Audit Finding
09-SA-24	Employment Security Commission	<p><u>Noncompliance in Unemployment Insurance Reporting</u></p> <p>The audit finding does not warrant further action because:</p> <ol style="list-style-type: none"> 1. As of today, August 15, 2012, two years have passed since the audit report in which the finding occurred was submitted on March 30, 2010 to the Federal clearinghouse; 2. The U.S. Department of Labor is not currently following up with the Department on the audit finding; and 3. A management decision has not been issued.
09-SA-25	Employment Security Commission	<p><u>Deficiencies Noted in the Benefit Payment Quality Control Process</u></p> <p>The audit finding does not warrant further action because:</p> <ol style="list-style-type: none"> 1. As of today, August 15, 2012, two years have passed since the audit report in which the finding occurred was submitted on March 30, 2010 to the Federal clearinghouse; 2. The U.S. Department of Labor is not currently following up with the Department on the audit finding; and 3. A management decision has not been issued.
09-SA-34	Transportation	<p><u>Supervisor Review Procedures Not Performed</u></p> <p>The audit finding does not warrant further action because:</p> <ol style="list-style-type: none"> 1. As of today, November 13, 2012, two years have passed since the audit report in which the finding occurred was submitted on March 30, 2010 to the Federal clearinghouse; 2. The U.S. Department of Transportation is not currently following up with the Department on the audit finding; and 3. A management decision has not been issued.
09-SA-35	Transportation	<p><u>Financial Status Reports Contained Errors</u></p> <p>The audit finding does not warrant further action because:</p> <ol style="list-style-type: none"> 1. As of today, November 13, 2012, two years have passed since the audit report in which the finding occurred was submitted on March 30, 2010 to the Federal clearinghouse; 2. The U.S. Department of Transportation is not currently following up with the Department on the audit finding; and 3. A management decision has not been issued.

SUMMARY SCHEDULE OF PRIOR AUDIT FINDINGS

For the Fiscal Year Ended June 30, 2012

Original Finding Number **	State Department	Current Status of Prior Audit Finding
09-SA-36	Environment and Natural Resources	<u>Subrecipient Audit Reports Were Not Obtained and Reviewed</u> The audit finding does not warrant further action because: <ol style="list-style-type: none"> 1. As of today, February 7, 2013, two years have passed since the audit report in which the finding occurred was submitted on March 30, 2010 to the Federal clearinghouse; 2. The U.S. Environmental Protection Agency is not currently following up with the Department on the audit finding; and 3. A management decision has not been issued.
09-SA-37	Environment and Natural Resources	<u>Subrecipient Audit Reports Were Not Obtained and Reviewed</u> The audit finding does not warrant further action because: <ol style="list-style-type: none"> 1. As of today, February 7, 2013, two years have passed since the audit report in which the finding occurred was submitted on March 30, 2010 to the Federal clearinghouse; 2. The U.S. Environmental Protection Agency is not currently following up with the Department on the audit finding; and 3. A management decision has not been issued.
09-SA-45	Public Instruction	<u>Action Not Taken on Maintenance of Effort Requirement</u> The audit finding does not warrant further action because: <ol style="list-style-type: none"> 1. As of today, January 17, 2013, two years have passed since the audit report in which the finding occurred was submitted on March 30, 2010 to the Federal clearinghouse; 2. The U.S. Department of Education is not currently following up with the Department on the audit finding; and 3. A management decision has not been issued.
09-SA-46	Public Instruction	<u>Management Decisions Not Issued to Subrecipients</u> Full corrective action has been taken.
09-SA-48	Public Instruction	<u>Management Decisions Not Issued to Subrecipients</u> Full corrective action has been taken.

SUMMARY SCHEDULE OF PRIOR AUDIT FINDINGS

For the Fiscal Year Ended June 30, 2012

Original Finding Number **	State Department	Current Status of Prior Audit Finding
09-SA-49	Catawba Valley Community College	<p><u>Failure to Return Unearned Student Financial Assistance to Lenders</u></p> <p>The audit finding does not warrant further action because:</p> <ol style="list-style-type: none"> 1. As of today, January 25, 2013, two years have passed since the audit report in which the finding occurred was submitted on March 30, 2010 to the Federal clearinghouse; 2. The U.S. Department of Education is not currently following up with the Department on the audit finding; and 3. A management decision has not been issued.
09-SA-61	Winston-Salem State University	<p><u>Student Financial Aid Funds for Withdrawn Students Not Cleared Timely</u></p> <p>The audit finding does not warrant further action because:</p> <ol style="list-style-type: none"> 1. As of today, October 11, 2012, two years have passed since the audit report in which the finding occurred was submitted on March 30, 2010 to the Federal clearinghouse; 2. The U.S. Department of Education is not currently following up with the Department on the audit finding; and 3. A management decision has not been issued.
09-SA-70	Public Instruction	<p><u>Personnel Costs Charged to Career and Technical Education Grant in Error</u></p> <p>The audit finding does not warrant further action because:</p> <ol style="list-style-type: none"> 1. As of today, January 17, 2013, two years have passed since the audit report in which the finding occurred was submitted on March 30, 2010 to the Federal clearinghouse; 2. The U.S. Department of Education is not currently following up with the Department on the audit finding; and 3. A management decision has not been issued.
09-SA-71	Public Instruction	<p><u>Career and Technical Education Grant Lacks Formalized Monitoring Procedures</u></p> <p>The audit finding does not warrant further action because:</p> <ol style="list-style-type: none"> 1. As of today, January 17, 2013, two years have passed since the audit report in which the finding occurred was submitted on March 30, 2010 to the Federal clearinghouse; 2. The U.S. Department of Education is not currently following up with the Department on the audit finding; and 3. A management decision has not been issued.

SUMMARY SCHEDULE OF PRIOR AUDIT FINDINGS

For the Fiscal Year Ended June 30, 2012

Original Finding Number **	State Department	Current Status of Prior Audit Finding
09-SA-72	Public Instruction	<u>Management Decisions Not Issued to Subrecipients</u> Full corrective action has been taken.
09-SA-82	Winston-Salem State University	<u>Student Financial Aid Funds for Withdrawn Students Not Cleared Timely</u> The audit finding does not warrant further action because: <ol style="list-style-type: none"> 1. As of today, October 11, 2012, two years have passed since the audit report in which the finding occurred was submitted on March 30, 2010 to the Federal clearinghouse; 2. The U.S. Department of Education is not currently following up with the Department on the audit finding; and 3. A management decision has not been issued.
09-SA-85	Public Instruction	<u>Management Decisions Not Issued to Subrecipients</u> Full corrective action has been taken.
09-SA-101	Public Instruction	<u>Failure to Communicate ARRA Federal Award Information to Subrecipients</u> The audit finding does not warrant further action because: <ol style="list-style-type: none"> 1. As of today, January 17, 2013, two years have passed since the audit report in which the finding occurred was submitted on March 30, 2010 to the Federal clearinghouse; 2. The U.S. Department of Education is not currently following up with the Department on the audit finding; and 3. A management decision has not been issued.
09-SA-102	Public Instruction	<u>Verification of Central Contractor Registration Not Performed Timely</u> The audit finding does not warrant further action because: <ol style="list-style-type: none"> 1. As of today, January 17, 2013, two years have passed since the audit report in which the finding occurred was submitted on March 30, 2010 to the Federal clearinghouse; 2. The U.S. Department of Education is not currently following up with the Department on the audit finding; and 3. A management decision has not been issued.

SUMMARY SCHEDULE OF PRIOR AUDIT FINDINGS

For the Fiscal Year Ended June 30, 2012

Original Finding Number **	State Department	Current Status of Prior Audit Finding
09-SA-111	Health and Human Services	<u>Deficiencies in Federal Reporting Procedures</u> <p>The audit finding does not warrant further action because:</p> <ol style="list-style-type: none"> 1. As of today, August 1, 2012, two years have passed since the audit report in which the finding occurred was submitted on March 30, 2010 to the Federal clearinghouse; 2. The U.S. Department of Health and Human Services is not currently following up with the Department on the audit finding; and 3. A management decision has not been issued.
09-SA-112	Health and Human Services	<u>Failure to Timely Communicate Federal Award Information to Subrecipients</u> <p>The audit finding does not warrant further action because:</p> <ol style="list-style-type: none"> 1. As of today, August 1, 2012, two years have passed since the audit report in which the finding occurred was submitted on March 30, 2010 to the Federal clearinghouse; 2. The U.S. Department of Health and Human Services is not currently following up with the Department on the audit finding; and 3. A management decision has not been issued.
09-SA-113	Health and Human Services	<u>Subrecipient Monitoring Documentation Needs Improvement</u> <p>The audit finding does not warrant further action because:</p> <ol style="list-style-type: none"> 1. As of today, August 1, 2012, two years have passed since the audit report in which the finding occurred was submitted on March 30, 2010 to the Federal clearinghouse; 2. The U.S. Department of Health and Human Services is not currently following up with the Department on the audit finding; and 3. A management decision has not been issued.
09-SA-114	Health and Human Services	<u>Deficiencies in Federal Reporting Procedures</u> <p>The audit finding does not warrant further action because:</p> <ol style="list-style-type: none"> 1. As of today, August 1, 2012, two years have passed since the audit report in which the finding occurred was submitted on March 30, 2010 to the Federal clearinghouse; 2. The U.S. Department of Health and Human Services is not currently following up with the Department on the audit finding; and 3. A management decision has not been issued.

SUMMARY SCHEDULE OF PRIOR AUDIT FINDINGS

For the Fiscal Year Ended June 30, 2012

Original Finding Number **	State Department	Current Status of Prior Audit Finding
09-SA-115	Health and Human Services	<p><u>Failure to Timely Communicate Federal Award Information to Subrecipients</u></p> <p>The audit finding does not warrant further action because:</p> <ol style="list-style-type: none"> 1. As of today, August 1, 2012, two years have passed since the audit report in which the finding occurred was submitted on March 30, 2010 to the Federal clearinghouse; 2. The U.S. Department of Health and Human Services is not currently following up with the Department on the audit finding; and 3. A management decision has not been issued.
09-SA-116	Health and Human Services	<p><u>Subrecipient Monitoring Documentation Needs Improvement</u></p> <p>The audit finding does not warrant further action because:</p> <ol style="list-style-type: none"> 1. As of today, August 1, 2012, two years have passed since the audit report in which the finding occurred was submitted on March 30, 2010 to the Federal clearinghouse; 2. The U.S. Department of Health and Human Services is not currently following up with the Department on the audit finding; and 3. A management decision has not been issued.
09-SA-117	Health and Human Services	<p><u>Deficiencies in Federal Reporting Procedures</u></p> <p>The audit finding does not warrant further action because:</p> <ol style="list-style-type: none"> 1. As of today, August 1, 2012, two years have passed since the audit report in which the finding occurred was submitted on March 30, 2010 to the Federal clearinghouse; 2. The U.S. Department of Health and Human Services is not currently following up with the Department on the audit finding; and 3. A management decision has not been issued.
09-SA-118	Health and Human Services	<p><u>Failure to Timely Communicate Federal Award Information to Subrecipients</u></p> <p>The audit finding does not warrant further action because:</p> <ol style="list-style-type: none"> 1. As of today, August 1, 2012, two years have passed since the audit report in which the finding occurred was submitted on March 30, 2010 to the Federal clearinghouse; 2. The U.S. Department of Health and Human Services is not currently following up with the Department on the audit finding; and 3. A management decision has not been issued.

SUMMARY SCHEDULE OF PRIOR AUDIT FINDINGS

For the Fiscal Year Ended June 30, 2012

Original Finding Number **	State Department	Current Status of Prior Audit Finding
09-SA-119	Health and Human Services	<p><u>Subrecipient Monitoring Documentation Needs Improvement</u></p> <p>The audit finding does not warrant further action because:</p> <ol style="list-style-type: none"> 1. As of today, August 1, 2012, two years have passed since the audit report in which the finding occurred was submitted on March 30, 2010 to the Federal clearinghouse; 2. The U.S. Department of Health and Human Services is not currently following up with the Department on the audit finding; and 3. A management decision has not been issued.
09-SA-120	Health and Human Services	<p><u>Inadequate Control Over County User Access to the County Administration Reimbursement System</u></p> <p>The audit finding does not warrant further action because:</p> <ol style="list-style-type: none"> 1. As of today, August 1, 2012, two years have passed since the audit report in which the finding occurred was submitted on March 30, 2010 to the Federal clearinghouse; 2. The U.S. Department of Health and Human Services is not currently following up with the Department on the audit finding; and 3. A management decision has not been issued.
09-SA-121	Health and Human Services	<p><u>Documentation Lacking in County Case Files for Temporary Assistance for Needy Families Program</u></p> <p>The audit finding does not warrant further action because:</p> <ol style="list-style-type: none"> 1. As of today, August 1, 2012, two years have passed since the audit report in which the finding occurred was submitted on March 30, 2010 to the Federal clearinghouse; 2. The U.S. Department of Health and Human Services is not currently following up with the Department on the audit finding; and 3. A management decision has not been issued.
09-SA-122	Health and Human Services	<p><u>Inadequate Control Over County-Level User Access to the Eligibility Information System</u></p> <p>The audit finding does not warrant further action because:</p> <ol style="list-style-type: none"> 1. As of today, August 1, 2012, two years have passed since the audit report in which the finding occurred was submitted on March 30, 2010 to the Federal clearinghouse; 2. The U.S. Department of Health and Human Services is not currently following up with the Department on the audit finding; and 3. A management decision has not been issued.

SUMMARY SCHEDULE OF PRIOR AUDIT FINDINGS

For the Fiscal Year Ended June 30, 2012

Original Finding Number **	State Department	Current Status of Prior Audit Finding
09-SA-123	Health and Human Services	<u>Inadequate Control Over County User Access to the TANF Data Collection System</u> The audit finding does not warrant further action because: <ol style="list-style-type: none"> 1. As of today, August 1, 2012, two years have passed since the audit report in which the finding occurred was submitted on March 30, 2010 to the Federal clearinghouse; 2. The U.S. Department of Health and Human Services is not currently following up with the Department on the audit finding; and 3. A management decision has not been issued.
09-SA-124	Health and Human Services	<u>Inadequate Control Over County User Access to the County Administration Reimbursement System</u> The audit finding does not warrant further action because: <ol style="list-style-type: none"> 1. As of today, August 1, 2012, two years have passed since the audit report in which the finding occurred was submitted on March 30, 2010 to the Federal clearinghouse; 2. The U.S. Department of Health and Human Services is not currently following up with the Department on the audit finding; and 3. A management decision has not been issued.
09-SA-125	Health and Human Services	<u>Appropriate Action Not Taken in Child Support Cases</u> The audit finding does not warrant further action because: <ol style="list-style-type: none"> 1. As of today, August 1, 2012, two years have passed since the audit report in which the finding occurred was submitted on March 30, 2010 to the Federal clearinghouse; 2. The U.S. Department of Health and Human Services is not currently following up with the Department on the audit finding; and 3. A management decision has not been issued.
09-SA-126	Health and Human Services	<u>Failure to Timely Communicate ARRA Federal Award Information to Subrecipients</u> The audit finding does not warrant further action because: <ol style="list-style-type: none"> 1. As of today, August 1, 2012, two years have passed since the audit report in which the finding occurred was submitted on March 30, 2010 to the Federal clearinghouse; 2. The U.S. Department of Health and Human Services is not currently following up with the Department on the audit finding; and 3. A management decision has not been issued.

SUMMARY SCHEDULE OF PRIOR AUDIT FINDINGS

For the Fiscal Year Ended June 30, 2012

Original Finding Number **	State Department	Current Status of Prior Audit Finding
09-SA-127	Health and Human Services	<u>Inadequate Control Over County User Access to the County Administration Reimbursement System</u> The audit finding does not warrant further action because: <ol style="list-style-type: none"> 1. As of today, August 1, 2012, two years have passed since the audit report in which the finding occurred was submitted on March 30, 2010 to the Federal clearinghouse; 2. The U.S. Department of Health and Human Services is not currently following up with the Department on the audit finding; and 3. A management decision has not been issued.
09-SA-128	Health and Human Services	<u>Deficiencies in Cash Management Procedures</u> The audit finding does not warrant further action because: <ol style="list-style-type: none"> 1. As of today, August 1, 2012, two years have passed since the audit report in which the finding occurred was submitted on March 30, 2010 to the Federal clearinghouse; 2. The U.S. Department of Health and Human Services is not currently following up with the Department on the audit finding; and 3. A management decision has not been issued.
09-SA-136	Health and Human Services	<u>Inadequate Control Over County User Access to the Subsidized Child Care Reimbursement System</u> The audit finding does not warrant further action because: <ol style="list-style-type: none"> 1. As of today, August 1, 2012, two years have passed since the audit report in which the finding occurred was submitted on March 30, 2010 to the Federal clearinghouse; 2. The U.S. Department of Health and Human Services is not currently following up with the Department on the audit finding; and 3. A management decision has not been issued.
09-SA-137	Health and Human Services	<u>Inadequate Control Over County User Access to the Subsidized Child Care Reimbursement System</u> The audit finding does not warrant further action because: <ol style="list-style-type: none"> 1. As of today, August 1, 2012, two years have passed since the audit report in which the finding occurred was submitted on March 30, 2010 to the Federal clearinghouse; 2. The U.S. Department of Health and Human Services is not currently following up with the Department on the audit finding; and 3. A management decision has not been issued.

SUMMARY SCHEDULE OF PRIOR AUDIT FINDINGS

For the Fiscal Year Ended June 30, 2012

Original Finding Number **	State Department	Current Status of Prior Audit Finding
09-SA-138	Health and Human Services	<u>Inadequate Control Over County User Access to the County Administration Reimbursement System</u> The audit finding does not warrant further action because: <ol style="list-style-type: none"> 1. As of today, August 1, 2012, two years have passed since the audit report in which the finding occurred was submitted on March 30, 2010 to the Federal clearinghouse; 2. The U.S. Department of Health and Human Services is not currently following up with the Department on the audit finding; and 3. A management decision has not been issued.
09-SA-139	Health and Human Services	<u>Inadequate Control Over County User Access to the County Administration Reimbursement System</u> The audit finding does not warrant further action because: <ol style="list-style-type: none"> 1. As of today, August 1, 2012, two years have passed since the audit report in which the finding occurred was submitted on March 30, 2010 to the Federal clearinghouse; 2. The U.S. Department of Health and Human Services is not currently following up with the Department on the audit finding; and 3. A management decision has not been issued.
09-SA-141	Health and Human Services	<u>Documentation Errors in County Foster Care Title IV-E Program</u> The audit finding does not warrant further action because: <ol style="list-style-type: none"> 1. As of today, August 1, 2012, two years have passed since the audit report in which the finding occurred was submitted on March 30, 2010 to the Federal clearinghouse; 2. The U.S. Department of Health and Human Services is not currently following up with the Department on the audit finding; and 3. A management decision has not been issued.
09-SA-142	Health and Human Services	<u>Failure to Timely Communicate ARRA Federal Award Information to Subrecipients</u> The audit finding does not warrant further action because: <ol style="list-style-type: none"> 1. As of today, August 1, 2012, two years have passed since the audit report in which the finding occurred was submitted on March 30, 2010 to the Federal clearinghouse; 2. The U.S. Department of Health and Human Services is not currently following up with the Department on the audit finding; and 3. A management decision has not been issued.

SUMMARY SCHEDULE OF PRIOR AUDIT FINDINGS

For the Fiscal Year Ended June 30, 2012

Original Finding Number **	State Department	Current Status of Prior Audit Finding
09-SA-143	Health and Human Services	<u>Inadequate Control Over County User Access to the County Administration Reimbursement System</u> The audit finding does not warrant further action because: <ol style="list-style-type: none"> 1. As of today, August 1, 2012, two years have passed since the audit report in which the finding occurred was submitted on March 30, 2010 to the Federal clearinghouse; 2. The U.S. Department of Health and Human Services is not currently following up with the Department on the audit finding; and 3. A management decision has not been issued.
09-SA-144	Health and Human Services	<u>Failure to Timely Communicate ARRA Federal Award Information to Subrecipients</u> The audit finding does not warrant further action because: <ol style="list-style-type: none"> 1. As of today, August 1, 2012, two years have passed since the audit report in which the finding occurred was submitted on March 30, 2010 to the Federal clearinghouse; 2. The U.S. Department of Health and Human Services is not currently following up with the Department on the audit finding; and 3. A management decision has not been issued.
09-SA-145	Health and Human Services	<u>Inadequate Control Over County User Access to the County Administration Reimbursement System</u> The audit finding does not warrant further action because: <ol style="list-style-type: none"> 1. As of today, August 1, 2012, two years have passed since the audit report in which the finding occurred was submitted on March 30, 2010 to the Federal clearinghouse; 2. The U.S. Department of Health and Human Services is not currently following up with the Department on the audit finding; and 3. A management decision has not been issued.
09-SA-146	Health and Human Services	<u>Inadequate Control Over County User Access to the County Administration Reimbursement System</u> The audit finding does not warrant further action because: <ol style="list-style-type: none"> 1. As of today, August 1, 2012, two years have passed since the audit report in which the finding occurred was submitted on March 30, 2010 to the Federal clearinghouse;

SUMMARY SCHEDULE OF PRIOR AUDIT FINDINGS

For the Fiscal Year Ended June 30, 2012

Original Finding Number **	State Department	Current Status of Prior Audit Finding
		<ol style="list-style-type: none"> The U.S. Department of Health and Human Services is not currently following up with the Department on the audit finding; and A management decision has not been issued.
09-SA-147	Health and Human Services	<p><u>Documentation Lacking in County Children's Health Insurance Program Case Files</u></p> <p>The audit finding does not warrant further action because:</p> <ol style="list-style-type: none"> As of today, August 1, 2012, two years have passed since the audit report in which the finding occurred was submitted on March 30, 2010 to the Federal clearinghouse; The U.S. Department of Health and Human Services is not currently following up with the Department on the audit finding; and A management decision has not been issued.
09-SA-148	Health and Human Services	<p><u>Inadequate Control Over County-Level User Access to the Eligibility Information System</u></p> <p>The audit finding does not warrant further action because:</p> <ol style="list-style-type: none"> As of today, August 1, 2012, two years have passed since the audit report in which the finding occurred was submitted on March 30, 2010 to the Federal clearinghouse; The U.S. Department of Health and Human Services is not currently following up with the Department on the audit finding; and A management decision has not been issued.
09-SA-149	State Health Plan for Teachers and State Employees	<p><u>Incorrect Health Insurance Claims Paid</u></p> <p>The audit finding does not warrant further action because:</p> <ol style="list-style-type: none"> As of today, October 11, 2012, two years have passed since the audit report in which the finding occurred was submitted on March 30, 2010 to the Federal clearinghouse; The U.S. Department of Health and Human Services is not currently following up with the Department on the audit finding; and A management decision has not been issued.
09-SA-150	Health and Human Services	<p><u>Deficiencies in Medicaid Provider Billing and Payment Process</u></p> <p>The audit finding does not warrant further action because:</p> <ol style="list-style-type: none"> As of today, August 1, 2012, two years have passed since the audit report in which the finding occurred was submitted on March 30, 2010 to the Federal clearinghouse;

SUMMARY SCHEDULE OF PRIOR AUDIT FINDINGS

For the Fiscal Year Ended June 30, 2012

Original Finding Number **	State Department	Current Status of Prior Audit Finding
		<ol style="list-style-type: none"> 2. The U.S. Department of Health and Human Services is not currently following up with the Department on the audit finding; and 3. A management decision has not been issued.
09-SA-151	Health and Human Services	<p><u>Inadequate Reconciliations of Medical Assistance Payments</u></p> <p>The audit finding does not warrant further action because:</p> <ol style="list-style-type: none"> 1. As of today, August 1, 2012, two years have passed since the audit report in which the finding occurred was submitted on March 30, 2010 to the Federal clearinghouse; 2. The U.S. Department of Health and Human Services is not currently following up with the Department on the audit finding; and 3. A management decision has not been issued.
09-SA-152	Health and Human Services	<p><u>Deficiencies Noted with Tracking of Program Change Controls for Medicaid Management Information System</u></p> <p>The audit finding does not warrant further action because:</p> <ol style="list-style-type: none"> 1. As of today, August 1, 2012, two years have passed since the audit report in which the finding occurred was submitted on March 30, 2010 to the Federal clearinghouse; 2. The U.S. Department of Health and Human Services is not currently following up with the Department on the audit finding; and 3. A management decision has not been issued.
09-SA-153	Health and Human Services	<p><u>Failure to Terminate User Access for the Medicaid Management Information System and Department Network</u></p> <p>The audit finding does not warrant further action because:</p> <ol style="list-style-type: none"> 1. As of today, August 1, 2012, two years have passed since the audit report in which the finding occurred was submitted on March 30, 2010 to the Federal clearinghouse; 2. The U.S. Department of Health and Human Services is not currently following up with the Department on the audit finding; and 3. A management decision has not been issued.
09-SA-154	Health and Human Services	<p><u>Inadequate Control Over County User Access to the County Administration Reimbursement System</u></p> <p>The audit finding does not warrant further action because:</p> <ol style="list-style-type: none"> 1. As of today, August 1, 2012, two years have passed since the audit report in which the finding occurred was submitted on March 30, 2010 to the Federal clearinghouse;

SUMMARY SCHEDULE OF PRIOR AUDIT FINDINGS

For the Fiscal Year Ended June 30, 2012

Original Finding Number **	State Department	Current Status of Prior Audit Finding
		<ol style="list-style-type: none"> 2. The U.S. Department of Health and Human Services is not currently following up with the Department on the audit finding; and 3. A management decision has not been issued.
09-SA-156	Health and Human Services	<p><u>Documentation Lacking in County Medicaid Case Files</u></p> <p>The audit finding does not warrant further action because:</p> <ol style="list-style-type: none"> 1. As of today, August 1, 2012, two years have passed since the audit report in which the finding occurred was submitted on March 30, 2010 to the Federal clearinghouse; 2. The U.S. Department of Health and Human Services is not currently following up with the Department on the audit finding; and 3. A management decision has not been issued.
09-SA-157	Health and Human Services	<p><u>Inadequate Control Over County-Level User Access to the Eligibility Information System</u></p> <p>The audit finding does not warrant further action because:</p> <ol style="list-style-type: none"> 1. As of today, August 1, 2012, two years have passed since the audit report in which the finding occurred was submitted on March 30, 2010 to the Federal clearinghouse; 2. The U.S. Department of Health and Human Services is not currently following up with the Department on the audit finding; and 3. A management decision has not been issued.
09-SA-158	Health and Human Services	<p><u>Deficiencies in Medicaid Reporting Processes</u></p> <p>The audit finding does not warrant further action because:</p> <ol style="list-style-type: none"> 1. As of today, August 1, 2012, two years have passed since the audit report in which the finding occurred was submitted on March 30, 2010 to the Federal clearinghouse; 2. The U.S. Department of Health and Human Services is not currently following up with the Department on the audit finding; and 3. A management decision has not been issued.
09-SA-159	Health and Human Services	<p><u>Deficiencies In Controls Over the Provider Eligibility Enrollment Process</u></p> <p>The audit finding does not warrant further action because:</p> <ol style="list-style-type: none"> 1. As of today, August 1, 2012, two years have passed since the audit report in which the finding occurred was submitted on March 30, 2010 to the Federal clearinghouse;

SUMMARY SCHEDULE OF PRIOR AUDIT FINDINGS

For the Fiscal Year Ended June 30, 2012

Original Finding Number **	State Department	Current Status of Prior Audit Finding
		<ol style="list-style-type: none"> 2. The U.S. Department of Health and Human Services is not currently following up with the Department on the audit finding; and 3. A management decision has not been issued.
09-SA-160	Health and Human Services	<p><u>Deficiencies in Internal Control Over Earmarking Requirements</u></p> <p>The audit finding does not warrant further action because:</p> <ol style="list-style-type: none"> 1. As of today, August 1, 2012, two years have passed since the audit report in which the finding occurred was submitted on March 30, 2010 to the Federal clearinghouse; 2. The U.S. Department of Health and Human Services is not currently following up with the Department on the audit finding; and 3. A management decision has not been issued.
09-SA-164	Health and Human Services	<p><u>Monitoring Procedures Need Improvement</u></p> <p>The audit finding does not warrant further action because:</p> <ol style="list-style-type: none"> 1. As of today, August 1, 2012, two years have passed since the audit report in which the finding occurred was submitted on March 30, 2010 to the Federal clearinghouse; 2. The U.S. Department of Health and Human Services is not currently following up with the Department on the audit finding; and 3. A management decision has not been issued.
09-SA-165	Crime Control and Public Safety	<p><u>Lack of Internal Control Over Homeland Security Cluster Equipment</u></p> <p>The audit finding does not warrant further action because:</p> <ol style="list-style-type: none"> 1. As of today, July 26, 2012, two years have passed since the audit report in which the finding occurred was submitted on March 30, 2010 to the Federal clearinghouse; 2. The U.S. Department of Homeland Security is not currently following up with the Department on the audit finding; and 3. A management decision has not been issued.
09-SA-166	Crime Control and Public Safety	<p><u>Lack of Internal Control Over Homeland Security Cluster Equipment</u></p> <p>The audit finding does not warrant further action because:</p> <ol style="list-style-type: none"> 1. As of today, July 26, 2012, two years have passed since the audit report in which the finding occurred was submitted on March 30, 2010 to the Federal clearinghouse;

SUMMARY SCHEDULE OF PRIOR AUDIT FINDINGS

For the Fiscal Year Ended June 30, 2012

Original Finding Number **	State Department	Current Status of Prior Audit Finding
		<ol style="list-style-type: none"> The U.S. Department of Homeland Security is not currently following up with the Department on the audit finding; and A management decision has not been issued.
09-SA-167	Crime Control and Public Safety	<u>Deficiencies in Subrecipient Monitoring - Homeland Security Cluster</u> The audit finding does not warrant further action because: <ol style="list-style-type: none"> As of today, July 26, 2012, two years have passed since the audit report in which the finding occurred was submitted on March 30, 2010 to the Federal clearinghouse; The U.S. Department of Homeland Security is not currently following up with the Department on the audit finding; and A management decision has not been issued.
09-SA-168	Crime Control and Public Safety	<u>Homeland Security Cluster Funds Were Not Obligated Within Required Timeframe</u> The audit finding does not warrant further action because: <ol style="list-style-type: none"> As of today, July 26, 2012, two years have passed since the audit report in which the finding occurred was submitted on March 30, 2010 to the Federal clearinghouse; The U.S. Department of Homeland Security is not currently following up with the Department on the audit finding; and A management decision has not been issued.
10-SA-1	Public Instruction	<u>Management Decisions Not Issued to Subrecipients</u> Full corrective action has been taken.
10-SA-2	Public Instruction	<u>Management Decisions Not Issued to Subrecipients</u> Full corrective action has been taken.
10-SA-3	Public Instruction	<u>Failure to Monitor Subrecipients for State Revenue Match</u> Full corrective action has been taken, however awaiting management decision from the U.S. Department of Agriculture.
10-SA-4	Public Instruction	<u>Management Decisions Not Issued to Subrecipients</u> Full corrective action has been taken.

SUMMARY SCHEDULE OF PRIOR AUDIT FINDINGS

For the Fiscal Year Ended June 30, 2012

Original Finding Number **	State Department	Current Status of Prior Audit Finding
10-SA-5	Health and Human Services	<p><u>Documentation Lacking in County WIC Case Files</u></p> <p>Full corrective action has been taken, however awaiting management decision from the U.S. Department of Agriculture.</p>
10-SA-6	Health and Human Services	<p><u>Deficiencies Identified in the Monitoring of WIC High-Risk Vendors</u></p> <p>Full corrective action has been taken, however awaiting management decision from the U.S. Department of Agriculture.</p>
10-SA-7	Health and Human Services	<p><u>Weaknesses in the Monitoring of the Calculation of the WIC Maximum Allowable Reimbursement Rates</u></p> <p>Full corrective action has been taken, however awaiting management decision from the U.S. Department of Agriculture.</p>
10-SA-8	Health and Human Services	<p><u>Deficiencies Identified in the Monitoring Controls for Nongovernmental Subrecipients</u></p> <p>Full corrective action has been taken.</p>
10-SA-9	Health and Human Services	<p><u>Identified Questioned Costs at the Subrecipient Level</u></p> <p>Full corrective action has been taken, however awaiting management decision from the U.S. Department of Agriculture.</p>
10-SA-10	Commerce	<p><u>Deficiencies in Federal Reporting</u></p> <p>Partial corrective action has been taken. To date, the Fourth Quarterly Performance Report identified in this audit has been reconciled, corrections made and resubmitted to HUD. Division staff have implemented more restrictive controls and procedures to ensure timely and accurate reporting of data.</p> <p>The Section 3 audit consisted of a sample of 60 grantees reporting data. At least four of grantees' data was not included on the annual report. The corrective action will include, in lieu of one person managing the data, the Compliance Section will have one person entering the data and another person verifying that the data was entered correctly. That person will also verify that all of the data was captured.</p>
10-SA-11	Commerce	<p><u>Subrecipient Monitoring Needs Improvement</u></p> <p>Full corrective action has been taken, however awaiting management decision from the U.S Department of Housing and Urban Development.</p>
10-SA-12	Commerce	<p><u>Errors Noted in the Schedule of Expenditures of Federal Awards (SEFA)</u></p> <p>Full corrective action has been taken, however awaiting management decision from the U.S Department of Housing and Urban Development.</p>

SUMMARY SCHEDULE OF PRIOR AUDIT FINDINGS

For the Fiscal Year Ended June 30, 2012

Original Finding Number **	State Department	Current Status of Prior Audit Finding
10-SA-13	Crime Control and Public Safety	<p><u>Improper Allocation of Salaries to Fund Sources</u></p> <p>Full corrective action has been taken, however awaiting management decision from the U.S. Department of Justice.</p>
10-SA-14	Crime Control and Public Safety	<p><u>Lack of Internal Control Over Access to Computer Information Systems</u></p> <p>The audit finding is no longer valid. The finding is no longer valid due to the retirement of GMS and the implementation of the GEMS system effective July 1, 2010. However, the department has corrected the user access controls over the GEMS system (new system).</p>
10-SA-15	Crime Control and Public Safety	<p><u>Deficiencies Noted in the Subrecipient Monitoring Process</u></p> <p>Partial corrective action has been taken. The monitoring checklist was amended in the prior year (FY 2011) to include the EPLS review. Management reinforced the procedural requirements for reviewing and documenting the monitoring of the suspension and debarment requirement in FY 2012. GCC has implemented procedures to monitor subrecipients for the cash management requirements. GCC also revised the Grants Monitoring Plan during FYE 2012; however, the plan was not implemented until September 2012 (FYE 2013).</p>
10-SA-16	Crime Control and Public Safety	<p><u>Deficiencies Noted in the Tracking and Review of Subrecipient Audit Reports</u></p> <p>Full corrective action has been taken, however awaiting management decision from the U.S. Department of Justice.</p>
10-SA-17	Crime Control and Public Safety	<p><u>Improper Allocation of Salaries to Fund Sources</u></p> <p>Full corrective action has been taken, however awaiting management decision from the U.S. Department of Justice.</p>
10-SA-18	Crime Control and Public Safety	<p><u>Lack of Internal Control Over Access to Computer Information Systems</u></p> <p>The audit finding is no longer valid. The finding is no longer valid due to the retirement of GMS and the implementation of the GEMS system effective July 1, 2010. However the department has corrected the user access controls over the GEMS system (new system).</p>
10-SA-19	Crime Control and Public Safety	<p><u>Deficiencies Noted in the Subrecipient Monitoring Process</u></p> <p>Partial corrective action has been taken. The monitoring checklist was amended in the prior year (FY 2011) to include the EPLS review. Management reinforced the procedural requirements for reviewing and documenting the monitoring of the suspension and debarment requirement in FY 2012. GCC has implemented procedures to monitor subrecipients for the cash management requirements. GCC also revised the Grants Monitoring Plan during FYE 2012; however, the plan was not implemented until September 2012 (FYE 2013).</p>

SUMMARY SCHEDULE OF PRIOR AUDIT FINDINGS

For the Fiscal Year Ended June 30, 2012

Original Finding Number **	State Department	Current Status of Prior Audit Finding
10-SA-23	Employment Security Commission	<u>Weaknesses Noted in Cash Reconciliation Process</u> Full corrective action has been taken.
10-SA-25	Employment Security Commission	<u>Computer Programming Resulted in Payments from Incorrect Funding Source</u> Full corrective action has been taken.
10-SA-26	Employment Security Commission	<u>Deficiencies Noted in Unemployment Insurance Benefit Processing</u> Full corrective action has been taken.
10-SA-29	Employment Security Commission	<u>Improper Payment of Federal Additional Compensation</u> Full corrective action has been taken
10-SA-30	Employment Security Commission	<u>Deficiencies Noted in the Benefit Payment Quality Control Process</u> Full corrective action has been taken.
10-SA-31	Commerce	<u>Failure to Comply with Federal Suspension and Debarment Requirements</u> Full corrective action has been taken, however awaiting management decision from the U.S. Department of Labor.
10-SA-32	Commerce	<u>Deficiencies in Federal Reporting</u> Full corrective action has been taken, however awaiting management decision from the U.S. Department of Labor.
10-SA-33	Commerce	<u>Subrecipient Monitoring Needs Improvement</u> Full corrective action has been taken, however awaiting management decision from the U.S. Department of Labor.
10-SA-34	Commerce	<u>Errors Noted in the Schedule of Expenditures of Federal Awards (SEFA)</u> Full corrective action has been taken, however awaiting management decision from the U.S. Department of Labor.
10-SA-35	Commerce	<u>Failure to Communicate ARRA Federal Award Information to Subrecipients</u> Full corrective action has been taken, however awaiting management decision from the U.S. Department of Labor.
10-SA-38	Commerce	<u>Failure to Comply with Federal Suspension and Debarment Requirements</u> Full corrective action has been taken, however awaiting management decision from the U.S. Department of Labor.

SUMMARY SCHEDULE OF PRIOR AUDIT FINDINGS

For the Fiscal Year Ended June 30, 2012

Original Finding Number **	State Department	Current Status of Prior Audit Finding
10-SA-39	Commerce	<u>Deficiencies in Federal Reporting</u> Full corrective action has been taken, however awaiting management decision from the U.S. Department of Labor.
10-SA-40	Commerce	<u>Subrecipient Monitoring Needs Improvement</u> Full corrective action has been taken, however awaiting management decision from the U.S. Department of Labor.
10-SA-41	Commerce	<u>Errors Noted in the Schedule of Expenditures of Federal Awards (SEFA)</u> Full corrective action has been taken, however awaiting management decision from the U.S. Department of Labor.
10-SA-42	Commerce	<u>Failure to Communicate ARRA Federal Award Information to Subrecipients</u> Full corrective action has been taken, however awaiting management decision from the U.S. Department of Labor.
10-SA-44	Commerce	<u>Failure to Comply with Federal Suspension and Debarment Requirements</u> Full corrective action has been taken, however awaiting management decision from the U.S. Department of Labor.
10-SA-45	Commerce	<u>Deficiencies in Federal Reporting</u> Full corrective action has been taken, however awaiting management decision from the U.S. Department of Labor.
10-SA-46	Commerce	<u>Subrecipient Monitoring Needs Improvement</u> Full corrective action has been taken, however awaiting management decision from the U.S. Department of Labor.
10-SA-47	Commerce	<u>Errors Noted in the Schedule of Expenditures of Federal Awards (SEFA)</u> Full corrective action has been taken, however awaiting management decision from the U.S. Department of Labor.
10-SA-48	Commerce	<u>Failure to Communicate ARRA Federal Award Information to Subrecipients</u> Full corrective action has been taken, however awaiting management decision from the U.S. Department of Labor.
10-SA-56	Environment and Natural Resources	<u>Subrecipient Monitoring Needs Improvement</u> Partial corrective action has been taken. The original Subrecipient Monitoring finding relating to the ARRA Buy American, Davis-Bacon, and Suspension and Debarment requirements were all corrected through project reviews and obtaining debarment certifications from contractors. The original finding also related to federal cash management requirements, and it

SUMMARY SCHEDULE OF PRIOR AUDIT FINDINGS

For the Fiscal Year Ended June 30, 2012

Original Finding Number **	State Department	Current Status of Prior Audit Finding
		<p>has been determined that federal cash management requirements do not apply in this situation.</p> <p>However, the award contracts do require that cash be expended within 3 days of receipt by the subrecipient. This was solely a DENR cash management policy.</p> <p>In an effort to ensure that subrecipients expend requisitioned funds for the purpose of paying the costs of the project within three (3) banking days following receipt of funds from the State, DENR included Cash Management requirements in the State Compliance Supplement for the Clean Water and Drinking Water programs which is to be used by the local CPA when auditing the subrecipient. However, this corrective action plan would not be sufficient because audit reports would only test for compliance after the fiscal year had ended and not during the award monitoring. Cash management requirements should be tested during the period that the funds are being expended.</p> <p>Corrective action has been implemented. As of September 2011, the State Compliance Supplements now contain a requirement that the single audit include a verification that the cash management requirements in the contract between the Department and the subrecipient are met. In addition, the DENR Internal Audit Staff will audit subrecipients for compliance.</p>
10-SA-57	Environment and Natural Resources	<p><u>Source of ARRA Funds Not Communicated to Subrecipients</u></p> <p>Full corrective action has been taken, however awaiting management decision from the U.S. Environmental Protection Agency.</p>
10-SA-58	Environment and Natural Resources	<p><u>Subrecipient Monitoring Needs Improvement</u></p> <p>Partial corrective action has been taken. The original Subrecipient Monitoring finding relating to the ARRA Buy American, Davis-Bacon, and Suspension and Debarment requirements were all corrected through project reviews and obtaining debarment certifications from contractors. The original finding also related to federal cash management requirements, and it has been determined that federal cash management requirements do not apply in this situation.</p> <p>However, the award contracts do require that cash be expended within 3 days of receipt by the subrecipient. This was solely a DENR cash management policy.</p> <p>In an effort to ensure that subrecipients expend requisitioned funds for the purpose of paying the costs of the project within three (3) banking days following receipt of funds from the State, DENR included Cash Management requirements in the State Compliance Supplement for the Clean Water and Drinking Water programs which is to be used by the local CPA when auditing the subrecipient. However, this corrective action plan would not be sufficient because audit reports would only test for compliance after the fiscal year had ended and not during the award monitoring. Cash management</p>

SUMMARY SCHEDULE OF PRIOR AUDIT FINDINGS

For the Fiscal Year Ended June 30, 2012

Original Finding Number **	State Department	Current Status of Prior Audit Finding
		requirements should be tested during the period that the funds are being expended.
		Corrective action has been implemented. As of September 2011, the State Compliance Supplements now contain a requirement that the single audit include a verification that the cash management requirements in the contract between the Department and the subrecipient are met. In addition, the DENR Internal Audit Staff will audit subrecipients for compliance.
10-SA-59	Environment and Natural Resources	<p><u>Public Notice for Categorical Exclusions Not Provided</u></p> <p>Full corrective action has been taken, however awaiting management decision from the U.S. Environmental Protection Agency.</p>
10-SA-60	Environment and Natural Resources	<p><u>Source of ARRA Funds Not Communicated to Subrecipients</u></p> <p>Full corrective action has been taken, however awaiting management decision from the U.S. Environmental Protection Agency.</p>
10-SA-61	Environment and Natural Resources	<p><u>Binding Commitments Threshold Not Properly Tracked</u></p> <p>Full corrective action has been taken, however awaiting management decision from the U.S. Environmental Protection Agency.</p>
10-SA-62	Commerce	<p><u>Deficiencies in Cash Management</u></p> <p>Partial corrective action has been taken. In addition to the procedures already in place the Department has taken the following four actions:</p> <p>Subgrantee payment reimbursement(s) and reimbursement(s) for Department program administrative expenses including staff travel, motor fleet, ITS bills, and payroll are requested in separate draw requests from USDOE. By clearly segregating administrative expenses from subgrantee payments, easy reconciliation of invoices to payments can be made.</p> <p>The draw calculation worksheet has been enhanced to reflect any debits, or credits that would either increase or reduce the amount of the draw thereby improving the usefulness of this tool.</p> <p>A printout of the weekly GL report is filed in the draw notebook documentation as an additional tracking mechanism for determining when specific invoices have been paid.</p> <p>The Weatherization grant manager will review the outstanding balance and expected expenses of each contractor during the final quarter of the budget period to assess any expected balance amount that may result in a refund payment. If the grant manager finds evidence that a refund payment is likely, efforts will be made to work with the contractor to spend down the balance rather than draw additional funds. The grant manager's letter to the grantee requesting the refund check and due date will be copied to the Weatherization accounting representative.</p>

SUMMARY SCHEDULE OF PRIOR AUDIT FINDINGS

For the Fiscal Year Ended June 30, 2012

Original Finding Number **	State Department	Current Status of Prior Audit Finding
10-SA-63	Commerce	<u>Deficiencies in Federal Reporting</u> Full corrective action has been taken, however awaiting management decision from the U.S. Department of Energy.
10-SA-64	Commerce	<u>Subrecipient Monitoring Needs Improvement</u> Full corrective action has been taken, however awaiting management decision from the U.S. Department of Energy.
10-SA-65	Commerce	<u>Federal Award Number Not Communicated to ARRA Subrecipients</u> Full corrective action has been taken, however awaiting management decision from the U.S. Department of Energy.
10-SA-66	Commerce	<u>Errors Noted in the Schedule of Expenditures of Federal Awards (SEFA)</u> Full corrective action has been taken, however awaiting management decision from the U.S. Department of Energy.
10-SA-67	Public Instruction	<u>Title I Subrecipient Monitoring Process Needs Improvement</u> Full corrective action has been taken, however awaiting management decision from the U.S. Department of Education.
10-SA-68	Public Instruction	<u>Management Decisions Not Issued to Subrecipients</u> Full corrective action has been taken.
10-SA-69	Public Instruction	<u>Control Weakness Over Maintenance of Effort Requirement</u> Full corrective action has been taken, however awaiting management decision from the U.S. Department of Education.
10-SA-70	Public Instruction	<u>Deficiencies in Subrecipient Monitoring Process</u> Full corrective action has been taken, however awaiting management decision from the U.S. Department of Education.
10-SA-71	Public Instruction	<u>Management Decisions Not Issued to Subrecipients</u> Full corrective action has been taken.
10-SA-72	Public Instruction	<u>Inadequate Subrecipient Monitoring of the Career and Technical Education Grant</u> Full corrective action has been taken, however awaiting management decision from the U.S. Department of Education.

SUMMARY SCHEDULE OF PRIOR AUDIT FINDINGS

For the Fiscal Year Ended June 30, 2012

Original Finding Number **	State Department	Current Status of Prior Audit Finding
10-SA-73	Public Instruction	<u>Management Decisions Not Issued to Subrecipients</u> Full corrective action has been taken.
10-SA-74	North Carolina Agricultural and Technical State University	<u>University Failed to Properly Return Unearned Student Financial Aid Funds</u> Full corrective action has been taken, however awaiting management decision from the U.S. Department of Education.
10-SA-75	Health and Human Services	<u>Claim Payment Errors for the Rehabilitation Services - Vocational Rehabilitation Grants to States Program</u> Full corrective action has been taken, however awaiting management decision from the U.S. Department of Education.
10-SA-76	Health and Human Services	<u>Deficiencies in Documentation of Client Eligibility</u> Partial corrective action has been taken. The Department continues efforts to ensure that required eligibility criteria are met. During 2011 and 2012, internal audits were performed by departmental staff. The results of the audits confirmed improvement in compliance with the 60 day eligibility requirement. Another internal audit will be conducted in the 1 st or 2 nd quarter of 2013 to compare data to determine if the Department continues to demonstrate significant improvement in this area. Additionally, the new Business Electronic Accessible Management (BEAM) system will feature an action alert mechanism to alert staff when timing thresholds have passed so that immediate action can be taken. A new policy pertaining to required signatures for minor applicants is due to be implemented the 1 st quarter of 2013. The Department implemented a revised policy regarding client financial eligibility in the Summer of 2012. Staff was trained on how to complete the required financial eligibility forms. The Department will ensure that the forms are properly utilized. In addition, the BEAM system has the financial net income worksheets incorporated in the client eligibility form-set. A hold-up in progress has been the delay in the go-live date of BEAM. The anticipated completion date is June 30, 2013.
10-SA-77	Public Instruction	<u>Control Weakness Over Maintenance of Effort Requirement</u> Full corrective action has been taken, however awaiting management decision from the U.S. Department of Education.
10-SA-78	Public Instruction	<u>Deficiencies in Subrecipient Monitoring Process</u> Full corrective action has been taken, however awaiting management decision from the U.S. Department of Education.

SUMMARY SCHEDULE OF PRIOR AUDIT FINDINGS

For the Fiscal Year Ended June 30, 2012

Original Finding Number **	State Department	Current Status of Prior Audit Finding
10-SA-79	Public Instruction	<u>Management Decisions Not Issued to Subrecipients</u> Full corrective action has been taken.
10-SA-80	North Carolina Agricultural and Technical State University	<u>University Failed to Properly Return Unearned Student Financial Aid Funds</u> Full corrective action has been taken, however awaiting management decision from the U.S. Department of Education.
10-SA-81	Public Instruction	<u>Weaknesses in Improving Teacher Quality Subrecipient Monitoring Process</u> Full corrective action has been taken, however awaiting management decision from the U.S. Department of Education.
10-SA-82	Public Instruction	<u>Management Decisions Not Issued to Subrecipients</u> Full corrective action has been taken.
10-SA-83	Public Instruction	<u>Title I Subrecipient Monitoring Process Needs Improvement</u> Full corrective action has been taken, however awaiting management decision from the U.S. Department of Education.
10-SA-84	Public Instruction	<u>Management Decisions Not Issued to Subrecipients</u> Full corrective action has been taken.
10-SA-85	Public Instruction	<u>Failure to Communicate ARRA Federal Award Information to Subrecipients</u> Full corrective action has been taken, however awaiting management decision from the U.S. Department of Education.
10-SA-86	Health and Human Services	<u>Claim Payment Errors for the Rehabilitation Services - Vocational Rehabilitation Grants to States Program</u> Full corrective action has been taken, however awaiting management decision from the U.S. Department of Education.
10-SA-87	Health and Human Services	<u>Deficiencies In Documentation of Client Eligibility</u> Partial corrective action has been taken. The Department continues efforts to ensure that required eligibility criteria are met. During 2011 and 2012, internal audits were performed by departmental staff. The results of the audits confirmed improvement in compliance with the 60 day eligibility requirement. Another internal audit will be conducted in the 1 st or 2 nd quarter of 2013 to compare data to determine if the Department continues to demonstrate significant improvement in this area. Additionally, the new Business Electronic Accessible Management (BEAM) system will feature an action alert mechanism to alert staff when timing thresholds have passed so that immediate action can be taken.

SUMMARY SCHEDULE OF PRIOR AUDIT FINDINGS

For the Fiscal Year Ended June 30, 2012

Original Finding Number **	State Department	Current Status of Prior Audit Finding
		A new policy pertaining to required signatures for minor applicants is due to be implemented the 1 st quarter of 2013.
		The Department implemented a revised policy regarding client financial eligibility in the Summer of 2012. Staff was trained on how to complete the required financial eligibility forms. The Department will ensure that the forms are properly utilized. In addition, the BEAM system has the financial net income worksheets incorporated in the client eligibility form-set. A hold-up in progress has been the delay in the go-live date of BEAM. The anticipated completion date is June 30, 2013.
10-SA-88	Public Instruction	<u>Control Weakness Over Maintenance of Effort Requirement</u> Full corrective action has been taken, however awaiting management decision from the U.S. Department of Education.
10-SA-89	Public Instruction	<u>Deficiencies in Subrecipient Monitoring Process</u> Full corrective action has been taken, however awaiting management decision from the U.S. Department of Education.
10-SA-90	Public Instruction	<u>Management Decisions Not Issued to Subrecipients</u> Full corrective action has been taken.
10-SA-91	Public Instruction	<u>Failure to Communicate ARRA Federal Award Information to Subrecipients</u> Full corrective action has been taken, however awaiting management decision from the U.S. Department of Education.
10-SA-92	Public Instruction	<u>Control Weakness Over Maintenance of Effort Requirement</u> Full corrective action has been taken, however awaiting management decision from the U.S. Department of Education.
10-SA-93	Public Instruction	<u>Deficiencies in Subrecipient Monitoring Process</u> Full corrective action has been taken, however awaiting management decision from the U.S. Department of Education.
10-SA-94	Public Instruction	<u>Management Decisions Not Issued to Subrecipients</u> Full corrective action has been taken.
10-SA-95	Public Instruction	<u>Failure to Communicate ARRA Federal Award Information to Subrecipients</u> Full corrective action has been taken, however awaiting management decision from the U.S. Department of Education.

SUMMARY SCHEDULE OF PRIOR AUDIT FINDINGS

For the Fiscal Year Ended June 30, 2012

Original Finding Number **	State Department	Current Status of Prior Audit Finding
10-SA-96	Public Instruction	<u>Deficiencies in Subrecipient Monitoring Process</u> Full corrective action has been taken, however awaiting management decision from the U.S. Department of Education.
10-SA-97	Public Instruction	<u>Failure to Communicate ARRA Federal Award Information to Subrecipients</u> Full corrective action has been taken, however awaiting management decision from the U.S. Department of Education.
10-SA-98	Health and Human Services	<u>Deficiencies in Federal Reporting Procedures</u> Full corrective action has been taken, however awaiting management decision from the U.S. Department of Health and Human Services.
10-SA-99	Health and Human Services	<u>Deficiencies in Subrecipient Monitoring Procedures</u> Full corrective action has been taken, however awaiting management decision from the U.S. Department of Health and Human Services.
10-SA-100	Health and Human Services	<u>Inadequate Control over Access to Computer Systems for the Immunization Cluster</u> Full corrective action has been taken, however awaiting management decision from the U.S. Department of Health and Human Services.
10-SA-101	Health and Human Services	<u>Deficiencies in Subrecipient Monitoring Procedures for the Immunization Cluster</u> Full corrective action has been taken, however awaiting management decision from the U.S. Department of Health and Human Services.
10-SA-102	Health and Human Services	<u>Failure to Timely Communicate ARRA Federal Award Information to Subrecipients</u> Full corrective action has been taken, however awaiting management decision from the U.S. Department of Health and Human Services.
10-SA-104	Health and Human Services	<u>Appropriate Action Not Taken in Child Support Cases</u> Partial corrective action has been taken. The NC Child Support Program did not meet the 75% Paternity-Establishment performance measure as required. However, the establishment performance rate continues to increase each year. During the State audit for State Fiscal Year (SFY) 2011, North Carolina's performance rate was 60.84%. For SFY 2012, the rate was 63.33%. Establishment continues to be a challenging area in which to achieve compliance. The Division of Social Services (DSS) will continue to monitor and strive to improve the Paternity-Establishment Self-Assessment score. The DSS Program Representatives will continue to assist local offices in developing Corrective Action Plans as needed. Each quarter, the

SUMMARY SCHEDULE OF PRIOR AUDIT FINDINGS

For the Fiscal Year Ended June 30, 2012

Original Finding Number **	State Department	Current Status of Prior Audit Finding
		representatives will monitor the local offices, complete quality reviews, and submit monitoring reports to the Assistant Chief for Program Operations. New training material was developed and delivered statewide to address establishment performance. In February 2012, the DSS began conducting monthly statewide Child Support manager conference calls to identify performance best practices or review performance statistics with supervisors and managers. A new Data Warehouse report was developed during SFY 2012 to assist staff in identifying cases that require further action to meet compliance standards. The anticipated completion date is on-going.
10-SA-105	Information Technology Systems	<u>Control Deficiencies Noted for Expenditures Charged to Computing Services Fund</u> Full corrective action has been taken, however awaiting management decision from the U.S. Department of Health and Human Services.
10-SA-106	Health and Human Services	<u>Deficiencies in Federal Reporting Procedures</u> Full corrective action has been taken.
10-SA-107	Health and Human Services	<u>Deficiencies Identified in the Monitoring Controls for Nongovernmental Subrecipients</u> Full corrective action has been taken.
10-SA-108	Health and Human Services	<u>Deficiencies Identified in the Monitoring Controls for Nongovernmental Subrecipients</u> Full corrective action has been taken.
10-SA-111	Health and Human Services	<u>Inadequate Control Over County User Access for the Child Placement and Payment System</u> Full corrective action has been taken, however awaiting management decision from the U.S. Department of Health and Human Services.
10-SA-113	Health and Human Services	<u>Inadequate Control over Access to Computer Systems for the Immunization Cluster</u> Full corrective action has been taken, however awaiting management decision from the U.S. Department of Health and Human Services.
10-SA-114	Health and Human Services	<u>Deficiencies in Subrecipient Monitoring Procedures for the Immunization Cluster</u> Full corrective action has been taken, however awaiting management decision from the U.S. Department of Health and Human Services.
10-SA-115	Health and Human Services	<u>Failure to Timely Communicate ARRA Federal Award Information to Subrecipients</u> Full corrective action has been taken, however awaiting management decision from the U.S. Department of Health and Human Services.

SUMMARY SCHEDULE OF PRIOR AUDIT FINDINGS

For the Fiscal Year Ended June 30, 2012

Original Finding Number **	State Department	Current Status of Prior Audit Finding
10-SA-116	Health and Human Services	<p><u>Deficiencies Identified in the Monitoring Controls for Nongovernmental Subrecipients</u></p> <p>Full corrective action has been taken.</p>
10-SA-118	Health and Human Services	<p><u>Documentation Lacking in County Children's Health Insurance Program Case Files</u></p> <p>Full corrective action has been taken, however awaiting management decision from the U.S. Department of Health and Human Services.</p>
10-SA-119	Health and Human Services	<p><u>Deficiencies In Monitoring Procedures for the Children's Health Insurance Program</u></p> <p>Full corrective action has been taken, however awaiting management decision from the U.S. Department of Health and Human Services.</p>
10-SA-120	State Health Plan for Teachers and State Employees	<p><u>Payment Errors for Children's Health Insurance Program Claims</u></p> <p>Full corrective action has been taken, however awaiting management decision from the U.S. Department of Health and Human Services.</p>
10-SA-121	Health and Human Services	<p><u>Errors in Medicaid Provider Billing and Payment Process</u></p> <p>Partial corrective action has been taken. The Department will continue to enhance control procedures to improve the accuracy of the claims payment process. Management will continually be involved in the implementation of system changes, including effective payment edits and/or audits.</p> <p>As of December 2012, twenty-four of the twenty-eight claims identified as errors have been corrected. The Department will ensure that follow-up on the other four claims continues until appropriate corrections are made. The anticipated date of completion is May 2013.</p>
10-SA-122	Health and Human Services	<p><u>Failure to Terminate User Access for the Medicaid Management Information System and Department Network</u></p> <p>Partial corrective action has been taken. Medicaid Management Information System (MMIS) access has been revoked for the two separated employees identified in this finding. The Division of Medical Assistance (DMA) is committed to adhering to all Health Insurance Portability and Accountability Act (HIPAA) requirements with regard to controlling personnel access to information and information systems. We currently use a manual auditing process to accomplish these tasks. DMA continues to develop a standardized Memorandum of Agreement that will formally document the process and requirements associated with granting and managing access to MMIS. The Department will also continue to enhance procedures for tracking user access controls in MMIS by standardizing policies and processes. The new replacement MMIS system will track and validate access based on the role/responsibilities of each user. The target implementation date of the new MMIS system is July 2013. The DMA Information Technology (IT) and HIPAA Section is currently developing a new Intranet website which will host</p>

SUMMARY SCHEDULE OF PRIOR AUDIT FINDINGS

For the Fiscal Year Ended June 30, 2012

Original Finding Number **	State Department	Current Status of Prior Audit Finding
		<p>a link to the Automated Access and Resource Management System (AARMS), also now in development and will be completed in phases. The AARMS system will be a Structured Query Language (SQL) database using Hyper Text Markup Language (HTML), front end forms and automated workflow processes. The system will have auditable, password validated authorization, to ensure notifications occur and access is revoked in the specified time frame allotted for each system, application or network. The data used to populate personnel records in AARMS will directly feed the information to security officials in DMA's Recipient and Provider Services section who will use the Division of Information Resources Management's (DIRM's) electronic Information Resource Access Authorization Form (e-IRAAF) (Eligibility Information System (EIS), Online Verification (OLV) and IEVS, etc).</p> <p>Currently the Division uses the e-IRAAF system as mandated by the Department of Health Human Services (DHHS) Privacy and Security Office (PSO) to track all system access. The AARMS tool continues to be in the stages of development. The manual auditing process to identify and remove user accounts has proven to be effective. Our limited internal systems development staff was deployed to a critical Program Integrity system, delaying work on the AARMS system. The AARMS tool is scheduled to resume development and testing in the fourth quarter of 2012, for potential deployment late in the first quarter of 2013. The Department will establish the necessary protocols to ensure compliance with the use of current procedures; including requiring notification of "key individuals" of an employee's separation in conjunction with newly developed audit logs created by PSO. The audit logs will enable divisions and offices to audit themselves on a regular basis to ensure system access for its employees is granted and terminated appropriately and in a timely manner.</p>
10-SA-123	Health and Human Services	<p><u>Deficiencies in Cash Management Procedures for the Medicaid Program</u></p> <p>Full corrective action has been taken, however awaiting management decision from the U.S. Department of Health and Human Services.</p>
10-SA-124	Health and Human Services	<p><u>Documentation Lacking in County Medicaid Case Files</u></p> <p>Partial corrective action has been taken. The individual findings were referred to the appropriate Medicaid Program Representative (MPR) for the county for follow-up, corrective action and training, as needed. As part of the Department's standard management decision process, each finding was evaluated and the counties' corrective action plans were reviewed and approved. Eligibility verification and documentation continue to be addressed in all training provided by the MPRs as well as during county visits and other contacts with counties. As of December 2012, thirty-nine of the sixty-five deficiencies cited have been corrected. However, seven MPRs were pulled out of the field to work with North Carolina Families Accessing Services Through Technology Project (NC FAST) on January 27, 2012. County visits, training, and record reviews have been suspended but will resume when the MPRs have completed their obligations to the NC FAST Project. The Department will assign available MPRs to continue follow-up on</p>

SUMMARY SCHEDULE OF PRIOR AUDIT FINDINGS

For the Fiscal Year Ended June 30, 2012

Original Finding Number **	State Department	Current Status of Prior Audit Finding
		the counties with outstanding findings. The anticipated completion date is June 30, 2013.
10-SA-125	Health and Human Services	<u>Deficiencies in Monitoring Procedures Over the Provider Eligibility Enrollment Process</u> Full corrective action has been taken, however awaiting management decision from the U.S. Department of Health and Human Services.
10-SA-126	Health and Human Services	<u>Control Deficiencies Over the Provider Sanction Notification and Termination Process</u> Full corrective action has been taken, however awaiting management decision from the U.S. Department of Health and Human Services.
10-SA-127	Health and Human Services	<u>Deficiencies Noted with Program Integrity Case Management Tracking System</u> Partial corrective action has been taken. Program Integrity is working to implement a web-based management system to perform case-tracking and document management function by pursuing a sole source contract with Computer Square Information Technology Group. The project has been reopened in the PPM tool, and Program Integrity submitted the SB991 documentation for management review prior to submission to DIRM for the first gate approval. Accounting for the length of time required to pass through the SB991 gates, the new implementation date for the PIMS management system is projected for June 2013.
10-SA-130	Health and Human Services	<u>Deficiencies Identified in the Monitoring Controls for Nongovernmental Subrecipients</u> Full corrective action has been taken.
10-SA-131	Health and Human Services	<u>Deficiencies in Internal Control Over Earmarking Requirements</u> Full corrective action has been taken.
10-SA-132	Health and Human Services	<u>Deficiencies In Internal Control Over Federal Reporting</u> Full corrective action has been taken.
10-SA-133	Health and Human Services	<u>Monitoring Procedures Need Improvement</u> Full corrective action has been taken.
11-SA-1	Public Instruction	<u>Management Decisions Not Issued to Subrecipients for Significant Deficiency Findings</u> Full corrective action has been taken, however awaiting management decision from the U.S. Department of Agriculture.

SUMMARY SCHEDULE OF PRIOR AUDIT FINDINGS

For the Fiscal Year Ended June 30, 2012

Original Finding Number **	State Department	Current Status of Prior Audit Finding
11-SA-2	Public Instruction	<p><u>Management Decisions Not Issued to Subrecipients for Significant Deficiency Findings</u></p> <p>Full corrective action has been taken, however awaiting management decision from the U.S. Department of Agriculture.</p>
11-SA-3	Public Instruction	<p><u>Inadequate Monitoring of Subrecipients for the State Revenue Match</u></p> <p>Full corrective action has been taken, however awaiting management decision from the U.S. Department of Agriculture.</p>
11-SA-4	Public Instruction	<p><u>Management Decisions Not Issued to Subrecipients for Significant Deficiency Findings</u></p> <p>Full corrective action has been taken, however awaiting management decision from the U.S. Department of Agriculture.</p>
11-SA-5	Health and Human Services	<p><u>Inadequate Program Change Controls</u></p> <p>Full corrective action has been taken, however awaiting management decision from the U.S. Department of Agriculture.</p>
11-SA-6	Health and Human Services	<p><u>Deficiencies in WIC Cash Management Procedures</u></p> <p>Partial corrective action has been taken. The Department of Health and Human Services Office of the Controller General Accounting/Financial Management and the Cost Accounting/Federal Reporting Branch met on January 9, 2013 to discuss and confirm the applicable account numbers to report on the Cash Management Improvement Act (CMIA) reports. The CMIA reports will be revised to include only federal deposit and expenditure data relative to the Special Supplemental Nutrition Program for Women, Infants, and Children (WIC) program. The anticipated completion date is February 28, 2013.</p>
11-SA-7	Health and Human Services	<p><u>Deficiencies Identified in the Monitoring of WIC High-Risk Vendors</u></p> <p>Full corrective action has been taken, however awaiting management decision from the U.S. Department of Agriculture.</p>
11-SA-8	Commerce	<p><u>Lack of Segregation of Duties – Administration of Grant Management System</u></p> <p>Partial corrective action has been taken. The Division is undergoing a restructuring and trying to identify appropriate staff with proper technical skills to ensure the intended outcomes resulting from changes to the database and program are correct.</p>
11-SA-9	Commerce	<p><u>Deficiencies in Federal Reporting</u></p> <p>Partial corrective action has been taken.</p> <p>a. The clerical error identified in the 1512 Report for this audit has been corrected and resubmitted. Additional verification methods were</p>

SUMMARY SCHEDULE OF PRIOR AUDIT FINDINGS

For the Fiscal Year Ended June 30, 2012

Original Finding Number **	State Department	Current Status of Prior Audit Finding
		identified and implemented by staff to ensure a greater review of data detail and accuracy.
		This grant under the Federal guidelines has expired and the final 1512 report was submitted in September.
		b. The Division did not adequately review the data or supporting documentation to ensure the accuracy of the PER. Instances of rounding errors and omission of data totals were identified and have been addressed by staff. Procedures have been implemented to ensure additional review of all totals and supporting documentation prior to further submissions of PER Summaries.
		c. Section 3: The Compliance Section has created a spreadsheet to capture all of the Section 3 information that will be generated at end of the annual reporting cycle. A system has been created where one person will enter the data and as control mechanism another person will review for accuracy.
11-SA-10	Commerce	<u>Deficiencies in Information System Access Controls</u>
		Full corrective action has been taken, however awaiting management decision from the U.S. Department of Housing and Urban Development.
11-SA-11	Commerce	<u>Deficiencies in Subrecipient Monitoring</u>
		Full corrective action has been taken, however awaiting management decision from the U.S. Department of Housing and Urban Development.
11-SA-12	Commerce	<u>Lack of Segregation of Duties – Administration of Grant Management System</u>
		Partial corrective action has been taken. The Division is undergoing a restructuring and trying to identify appropriate staff with proper technical skills to ensure the intended outcomes resulting from changes to the database and program are correct.
11-SA-13	Commerce	<u>Deficiencies in Federal Reporting</u>
		Partial corrective action has been taken.
		a. The clerical error identified in the 1512 Report for this audit has been corrected and resubmitted. Additional verification methods were identified and implemented by staff to ensure a greater review of data detail and accuracy.
		This grant under the Federal guidelines has expired and the final 1512 report was submitted in September.
		b. The Division did not adequately review the data or supporting documentation to ensure the accuracy of the PER. Instances of rounding errors and omission of data totals were identified and

SUMMARY SCHEDULE OF PRIOR AUDIT FINDINGS

For the Fiscal Year Ended June 30, 2012

Original Finding Number **	State Department	Current Status of Prior Audit Finding
		have been addressed by staff. Procedures have been implemented to ensure additional review of all totals and supporting documentation prior to further submissions of PER Summaries.
		c. Section 3: The Compliance Section has created a spreadsheet to capture all of the Section 3 information that will be generated at end of the annual reporting cycle. A system has been created where one person will enter the data and as control mechanism another person will review for accuracy.
11-SA-14	Commerce	<u>Deficiencies in Information System Access Controls</u> Full corrective action has been taken, however awaiting management decision from the U.S. Department of Housing and Urban Development.
11-SA-15	Commerce	<u>Deficiencies in Subrecipient Monitoring</u> Full corrective action has been taken, however awaiting management decision from the U.S. Department of Housing and Urban Development.
11-SA-16	Commerce	<u>Federal Information Not Communicated to ARRA Subrecipients</u> Full corrective action has been taken, however awaiting management decision from the U.S. Department of Housing and Urban Development.
11-SA-17	Crime Control and Public Safety	<u>Deficiencies in Internal Control Over Access to the E-Procurement System</u> Full corrective action has been taken, however awaiting management decision from the U.S. Department of Justice.
11-SA-18	Crime Control and Public Safety	<u>Subrecipient Monitoring Needs Improvement</u> Partial corrective action has been taken. The Governor's Crime Commission (GCC) began providing subrecipients with the specific capital asset policies issued by the Office of the State Controller in April 2012. GCC revised the Grants Monitoring Plan during FYE 2012; however, the plan was not implemented until September 2012 (FYE 2013). Management reinforced the procedural requirements for reviewing and documenting the monitoring of the suspension and debarment requirement. In November 2011, each subrecipient began providing their CCR registration information in the GEMS system as part of their application process. The GEMS system began freezing further payments to subrecipients if they allowed their CCR registration to expire after FYE 2012 (October 2012). GCC has implemented procedures to monitor equipment-only subrecipients for the cash management requirements. GCC plans to further research and discuss the ongoing monitoring of equipment-only subrecipients for compliance with equipment requirements with federal program representatives to determine what action(s) will satisfy this finding.

SUMMARY SCHEDULE OF PRIOR AUDIT FINDINGS

For the Fiscal Year Ended June 30, 2012

Original Finding Number **	State Department	Current Status of Prior Audit Finding
11-SA-19	Crime Control and Public Safety	<p><u>Deficiencies in Internal Control Over Access to Grant Enterprise Management System</u></p> <p>Partial corrective action has been taken. The GEMS system is utilizing the Access Control Audit application which enables appropriate staff members the ability to perform the semi-annual review of all active application user accounts and generates the results in a report format for auditing purposes. New application access control requests are sent via the helpdesk for tracking and validation.</p> <p>We are currently working to implement solutions to address the issues identified in the sensitive audit report. We expect all of the issues to be resolved by 1/1/2014.</p>
11-SA-20	Crime Control and Public Safety	<p><u>Internal Controls Over Procurement Needs Improvement</u></p> <p>Partial corrective action has been taken. The Department reiterated to appropriate staff the importance of maintaining adequate supporting documentation. The Department will also continue to review policies and procedures for GSA purchasing and make appropriate changes as deemed necessary.</p>
11-SA-21	Crime Control and Public Safety	<p><u>Deficiencies in Internal Control Over Access to the E-Procurement System</u></p> <p>Full corrective action has been taken, however awaiting management decision from the U.S. Department of Justice.</p>
11-SA-22	Crime Control and Public Safety	<p><u>Subrecipient Monitoring Needs Improvement</u></p> <p>Partial corrective action has been taken. The Governor's Crime Commission (GCC) began providing subrecipients with the specific capital asset policies issued by the Office of the State Controller in April 2012. GCC revised the Grants Monitoring Plan during FYE 2012; however, the plan was not implemented until September 2012 (FYE 2013). Management reinforced the procedural requirements for reviewing and documenting the monitoring of the suspension and debarment requirement. In November 2011, each subrecipient began providing their CCR registration information in the GEMS system as part of their application process. The GEMS system began freezing further payments to subrecipients if they allowed their CCR registration to expire after FYE 2012 (October 2012). GCC has implemented procedures to monitor equipment-only subrecipients for the cash management requirements. GCC plans to further research and discuss the ongoing monitoring of equipment-only subrecipients for compliance with equipment requirements with federal program representatives to determine what action(s) will satisfy this finding.</p>
11-SA-23	Crime Control and Public Safety	<p><u>Deficiencies in Internal Control Over Access to Grant Enterprise Management System</u></p> <p>Partial corrective action has been taken. The GEMS system is utilizing the Access Control Audit application which enables appropriate staff members</p>

SUMMARY SCHEDULE OF PRIOR AUDIT FINDINGS

For the Fiscal Year Ended June 30, 2012

Original Finding Number **	State Department	Current Status of Prior Audit Finding
		the ability to perform the semi-annual review of all active application user accounts and generates the results in a report format for auditing purposes. New application access control requests are sent via the helpdesk for tracking and validation.
		We are currently working to implement solutions to address the issues identified in the sensitive audit report. We expect all of the issues to be resolved by 1/1/2014.
11-SA-24	Crime Control and Public Safety	<p><u>Noncompliance with ARRA Award Provisions</u></p> <p>Partial corrective action has been taken. The Federal award number has been added to the subrecipient grant award letters. The federal award number and CFDA number are communicated to subrecipients in the payment notification when funds are disbursed. The procedures and checklist for monitoring subrecipient audit reports will be revised to include the review of ARRA funds disclosure on the SEFA and the data collection form.</p>
11-SA-25	Commerce	<p><u>Errors Noted in Unemployment Insurance Benefit Payments</u></p> <p>Full corrective action has been taken.</p>
11-SA-26	Commerce	<p><u>Federal Additional Compensation Overpayments Not Identified</u></p> <p>Full corrective action has been taken.</p>
11-SA-27	Commerce	<p><u>Limitations Noted in the Benefit Audit Reporting Tracking System</u></p> <p>Full corrective action has been taken.</p>
11-SA-28	Commerce	<p><u>Deficiencies in Federal Reporting</u></p> <p>Full corrective action has been taken.</p>
11-SA-29	Commerce	<p><u>Subsystem Not Reconciled to North Carolina Accounting System (NCAS)</u></p> <p>Full corrective action has been taken.</p>
11-SA-30	Commerce	<p><u>Insufficient Documentation Noted in Workforce Investment Act Case Files</u></p> <p>Full corrective action has been taken.</p>
11-SA-31	Commerce	<p><u>Deficiencies in Federal Reporting</u></p> <p>Full corrective action has been taken.</p>
11-SA-32	Commerce	<p><u>Subsystem Not Reconciled to North Carolina Accounting System (NCAS)</u></p> <p>Full corrective action has been taken.</p>

SUMMARY SCHEDULE OF PRIOR AUDIT FINDINGS

For the Fiscal Year Ended June 30, 2012

Original Finding Number **	State Department	Current Status of Prior Audit Finding
11-SA-33	Commerce	<u>Deficiencies in Federal Reporting</u> Full corrective action has been taken.
11-SA-34	Commerce	<u>Subsystem Not Reconciled to North Carolina Accounting System (NCAS)</u> Full corrective action has been taken.
11-SA-35	Commerce	<u>Insufficient Documentation Noted in Workforce Investment Act Case Files</u> Full corrective action has been taken.
11-SA-36	Commerce	<u>Deficiencies in Federal Reporting</u> Full corrective action has been taken.
11-SA-37	Commerce	<u>Subsystem Not Reconciled to North Carolina Accounting System (NCAS)</u> Full corrective action has been taken.
11-SA-38	Commerce	<u>Insufficient Documentation Noted in Workforce Investment Act Case Files</u> Full corrective action has been taken.
11-SA-39	Transportation	<u>Materials Purchased From a Noncertified Supplier</u> Full corrective action has been taken.
11-SA-40	Transportation	<u>Subrecipients Not Monitored In Accordance With Plan</u> No corrective action has been taken. The Public Transportation Division has developed a Professional Services 3-year work plan that includes conducting compliance reviews of transit systems. This plan estimates the performance of thirty-one (31) subrecipient monitoring site visits of transit systems for each fiscal year 2012 through 2014 and will bring the Division into compliance with the State Management Plan and OMB A-133. Anticipated Completion date: The corrective action will be completed by June 30, 2014.
11-SA-41	Environment and Natural Resources	<u>Complete Award Information Not Clearly Communicated to Subrecipients</u> Full corrective action has been taken, however awaiting management decision from the U.S. Environmental Protection Agency.
11-SA-42	Environment and Natural Resources	<u>Monitoring of Subrecipient Cash Management Needs Improvement</u> Partial corrective action has been taken. The cash management requirements were DENR requirements included in the loan/grant agreements, not federal requirements. In an effort to ensure that subrecipients expend requisitioned funds for the purpose of paying the costs of the project within three (3) banking days

SUMMARY SCHEDULE OF PRIOR AUDIT FINDINGS

For the Fiscal Year Ended June 30, 2012

Original Finding Number **	State Department	Current Status of Prior Audit Finding
		<p>following receipt of funds from the State, DENR included Cash Management requirements in the State Compliance Supplement for the Clean Water and Drinking Water programs which is to be used by the local CPA when auditing the subrecipient. However, this corrective action plan would not be sufficient because audit reports would only test for compliance after the fiscal year had ended and not during the award monitoring. Cash management requirements should be tested during the period that the funds are being expended.</p> <p>Corrective action has been implemented. As of September 2011, the State Compliance Supplements now contain a requirement that the single audit include a verification that the cash management requirements in the contract between the Department and the subrecipient are met. In addition, the DENR Internal Audit Staff will audit subrecipients for compliance.</p>
11-SA-43	Environment and Natural Resources	<p><u>Complete Award Information Not Clearly Communicated to Subrecipients</u></p> <p>Full corrective action has been taken, however awaiting management decision from the U.S. Environmental Protection Agency.</p>
11-SA-44	Environment and Natural Resources	<p><u>Monitoring of Subrecipient Cash Management Needs Improvement</u></p> <p>Partial corrective action has been taken. The cash management requirements were DENR requirements included in the loan/grant agreements, not federal requirements.</p> <p>In an effort to ensure that subrecipients expend requisitioned funds for the purpose of paying the costs of the project within three (3) banking days following receipt of funds from the State, DENR included Cash Management requirements in the State Compliance Supplement for the Clean Water and Drinking Water programs which is to be used by the local CPA when auditing the subrecipient. However, this corrective action plan would not be sufficient because audit reports would only test for compliance after the fiscal year had ended and not during the award monitoring. Cash management requirements should be tested during the period that the funds are being expended.</p> <p>Corrective action has been implemented. As of September 2011, the State Compliance Supplements now contain a requirement that the single audit include a verification that the cash management requirements in the contract between the Department and the subrecipient are met. In addition, the DENR Internal Audit Staff will audit subrecipients for compliance.</p>
11-SA-45	Commerce	<p><u>Deficiencies in Cash Management</u></p> <p>Partial corrective action has been taken. In addition to the procedures already in place the Department has taken the following four actions:</p> <p>Subgrantee payment reimbursement(s) and reimbursement(s) for Department program administrative expenses including staff travel, motor fleet, ITS bills, and payroll are requested in separate draw requests from</p>

SUMMARY SCHEDULE OF PRIOR AUDIT FINDINGS

For the Fiscal Year Ended June 30, 2012

Original Finding Number **	State Department	Current Status of Prior Audit Finding
		<p>USDOE. By clearly segregating administrative expenses from subgrantee payments, easy reconciliation of invoices to payments can be made.</p> <p>The draw calculation worksheet has been enhanced to reflect any debits, or credits that would either increase or reduce the amount of the draw thereby improving the usefulness of this tool.</p> <p>A printout of the weekly GL report is filed in the draw notebook documentation as an additional tracking mechanism for determining when specific invoices have been paid.</p> <p>The Weatherization grant manager will review the outstanding balance and expected expenses of each contractor during the final quarter of the budget period to assess any expected balance amount that may result in a refund payment. If the grant manager finds evidence that a refund payment is likely, efforts will be made to work with the contractor to spend down the balance rather than draw additional funds. The grant manager's letter to the grantee requesting the refund check and due date will be copied to the Weatherization accounting representative.</p>
11-SA-46	Commerce	<p><u>Monitoring of Subrecipient Audit Reports Needs Improvement</u></p> <p>Full corrective action has been taken, however awaiting management decision from the U.S. Department of Energy.</p>
11-SA-47	Commerce	<p><u>Subrecipient Monitoring Needs Improvement</u></p> <p>Full corrective action has been taken, however awaiting management decision from the U.S. Department of Energy.</p>
11-SA-48	Public Instruction	<p><u>Monitoring of Cash Management Procedures Needs Improvement</u></p> <p>Partial corrective action has been taken. The Department has developed a process that will monitor requested funds with actual disbursements in addition to zeroing out grant funds at the end of each month. However, the Department has not yet fully implemented this procedure.</p>
11-SA-49	Public Instruction	<p><u>Insufficient Documentation in Title I Subrecipient Monitoring Process</u></p> <p>The audit finding is no longer valid. The Department did not retain documentation to support the budget vs. expenditure monitoring. However, the Department revised its procedures so that the budget vs. expenditure monitoring is no longer necessary.</p>
11-SA-50	Public Instruction	<p><u>Management Decisions Not Issued to Subrecipients for Significant Deficiency Findings</u></p> <p>Full corrective action has been taken, however awaiting management decision from the U.S. Department of Education.</p>

SUMMARY SCHEDULE OF PRIOR AUDIT FINDINGS

For the Fiscal Year Ended June 30, 2012

Original Finding Number **	State Department	Current Status of Prior Audit Finding
11-SA-51	Public Instruction	<p><u>Monitoring of Cash Management Procedures Needs Improvement</u></p> <p>Partial corrective action has been taken. The Department has developed a process that will monitor requested funds with actual disbursements in addition to zeroing out grant funds at the end of each month. However, the Department has not yet fully implemented this procedure.</p>
11-SA-52	Public Instruction	<p><u>Management Decisions Not Issued to Subrecipients for Significant Deficiency Findings</u></p> <p>Full corrective action has been taken, however awaiting management decision from the U.S. Department of Education.</p>
11-SA-53	Fayetteville State University	<p><u>Internal Controls Over Procurement and Suspension and Debarment Need Improvement</u></p> <p>Partial corrective action has been taken. The 2011-2012 Title III, SAFRA and Master's Degree grant Beginning of the Year Meeting was held September 25, 2012. Communication included: new five-year grant cycle expectations, reporting which covered reporting of the quarterly reports, annual report, time and effort report, equipment inventory and the formative and summative reports, budget revisions. The Activity Directors were given manuals containing state and federal policies, procedures and regulations.</p> <p>October 12, 2012, the Title III Office held an Informational Workshop. Presentations were made from representatives of Contracts and Grants, Purchasing and Fixed Assets. Instructional handouts were given.</p>
11-SA-54	Fayetteville State University	<p><u>Lack of Controls Over Preparation of the Annual Performance Report</u></p> <p>Partial corrective action has been taken. The Title III Office has collected source documentation provided by the activity directors that will be used for the 2011-2012 Annual Performance Reports (APR).</p> <p>The mandatory participation mid-year external evaluation meeting was held with 100% participation. Activity funding is based in part on attendance of this meeting by activity directors.</p> <p>All APR questions will be answered appropriately and factually based on information provided in supporting documentation.</p> <p>The Office of Contracts and Grants is in the process of creating reports that will allow Higher Education Grant expenses to be presented in the Annual Performance Report for the federal fiscal year period.</p> <p>Activity directors have begun keeping copies of supporting documentation for performance activities, which includes travel, purchases, equipment inventory, contracts, etc, in their respective areas. The Title III office has also begun performing site visits to ensure compliance.</p>

SUMMARY SCHEDULE OF PRIOR AUDIT FINDINGS

For the Fiscal Year Ended June 30, 2012

Original Finding Number **	State Department	Current Status of Prior Audit Finding
11-SA-55	Community College System Office	<p><u>Subrecipient Monitoring Process Needs Improvement</u></p> <p>Full corrective action has been taken, however awaiting management decision from the U.S. Department of Education.</p>
11-SA-56	Public Instruction	<p><u>Monitoring of Cash Management Procedures Needs Improvement</u></p> <p>Partial corrective action has been taken. The Department has developed a process that will monitor requested funds with actual disbursements in addition to zeroing out grant funds at the end of each month. However, the Department has not yet fully implemented this procedure.</p>
11-SA-57	Public Instruction	<p><u>Noncompliance With Administrative Maintenance of Effort Requirement</u></p> <p>Partial corrective action has been taken. The Department will continue to review and monitor the grant's maintenance of effort. If the State is not going to meet the maintenance of effort requirement and if the one time waiver has not been previously granted, the Department will request the waiver of this compliance requirement from the U.S. Department of Education.</p>
11-SA-58	Public Instruction	<p><u>Management Decisions Not Issued to Subrecipients for Significant Deficiency Findings</u></p> <p>Full corrective action has been taken, however awaiting management decision from the U.S. Department of Education.</p>
11-SA-59	Health and Human Services	<p><u>Claim Payment Errors for the Rehabilitation Services – Vocational Rehabilitation Grants to States Program</u></p> <p>Partial corrective action has been taken. All questioned costs have been resolved through recoupment, payment of additional funding to vendors, or by reclassification of costs. Training at the unit offices will be on-going. The anticipated completion date of the client case service replacement system is December 19, 2012.</p>
11-SA-60	Health and Human Services	<p><u>Deficiencies in Monitoring Procedures for the Community Rehabilitation Program Contracts</u></p> <p>Full corrective action has been taken, however awaiting management decision from the U.S. Department of Education.</p>
11-SA-61	Health and Human Services	<p><u>Deficiencies in Cash Management Procedures</u></p> <p>Full corrective action has been taken, however awaiting management decision from the U.S. Department of Education.</p>
11-SA-62	Health and Human Services	<p><u>Deficiencies in Documentation of Client Eligibility</u></p> <p>Partial corrective action has been taken. The Department continues efforts to ensure that required eligibility criteria are met. During 2011 and 2012, internal audits were performed by departmental staff. The results of the audits confirmed improvement in compliance with the 60 day eligibility</p>

SUMMARY SCHEDULE OF PRIOR AUDIT FINDINGS

For the Fiscal Year Ended June 30, 2012

Original Finding Number **	State Department	Current Status of Prior Audit Finding
		<p>requirement. Another internal audit will be conducted in the 1st or 2nd quarter of 2013 to compare data to determine if the Department continues to demonstrate significant improvement in this area. Additionally, the new Business Electronic Accessible Management (BEAM) system will feature an action alert mechanism to alert staff when timing thresholds have passed so that immediate action can be taken.</p> <p>A new policy pertaining to required signatures for minor applicants is due to be implemented the 1st quarter of 2013.</p> <p>The Department implemented a revised policy regarding client financial eligibility in the Summer of 2012. Staff was trained on how to complete the required financial eligibility forms. The Department will ensure that the forms are properly utilized. In addition, the BEAM system has the financial net income worksheets incorporated in the client eligibility form-set. A hold-up in progress has been the delay in the go-live date of BEAM. The anticipated completion date is June 30, 2013.</p>
11-SA-63	Health and Human Services	<p><u>State Procurement Policies Not Followed</u></p> <p>Full corrective action has been taken, however awaiting management decision from the U.S. Department of Education.</p>
11-SA-64	Public Instruction	<p><u>Monitoring of Cash Management Procedures Needs Improvement</u></p> <p>Partial corrective action has been taken. The Department has developed a process that will monitor requested funds with actual disbursements in addition to zeroing out grant funds at the end of each month. However, the Department has not yet fully implemented this procedure.</p>
11-SA-65	Public Instruction	<p><u>Management Decisions Not Issued to Subrecipients for Significant Deficiency Findings</u></p> <p>Full corrective action has been taken, however awaiting management decision from the U.S. Department of Education.</p>
11-SA-66	Public Instruction	<p><u>Monitoring of Cash Management Procedures Needs Improvement</u></p> <p>Partial corrective action has been taken. The Department has developed a process that will monitor requested funds with actual disbursements in addition to zeroing out grant funds at the end of each month. However, the Department has not yet fully implemented this procedure.</p>
11-SA-67	Public Instruction	<p><u>Twenty-First Century Grant Lacked Formalized Monitoring Procedures</u></p> <p>Partial corrective action has been taken. The Department is developing effective controls that will ensure adequate documentation is maintained for all activities. The agency's Compliance and Monitoring Section will provide documentation of monitoring procedures and training to Department federal program staff.</p>

SUMMARY SCHEDULE OF PRIOR AUDIT FINDINGS

For the Fiscal Year Ended June 30, 2012

Original Finding Number **	State Department	Current Status of Prior Audit Finding
11-SA-68	Public Instruction	<p><u>Inadequate Controls Over DUNS Number Requirement</u></p> <p>Partial corrective action has been taken. The Department will ensure that the communication between the program staff and the fiscal Monitoring and Compliance Section is formalized so that all records are complete and DUNS numbers are obtained from all subrecipients receiving funds.</p>
11-SA-69	Public Instruction	<p><u>Monitoring of Cash Management Procedures Needs Improvement</u></p> <p>Partial corrective action has been taken. The Department has developed a process that will monitor requested funds with actual disbursements in addition to zeroing out grant funds at the end of each month. However, the Department has not yet fully implemented this procedure.</p>
11-SA-70	Public Instruction	<p><u>Weaknesses in Improving Teacher Quality Subrecipient Monitoring Process</u></p> <p>Full corrective action has been taken, however awaiting management decision from the U.S. Department of Education.</p>
11-SA-71	Public Instruction	<p><u>Management Decisions Not Issued to Subrecipients for Significant Deficiency Findings</u></p> <p>Full corrective action has been taken, however awaiting management decision from the U.S. Department of Education.</p>
11-SA-72	Public Instruction	<p><u>Monitoring of Cash Management Procedures Needs Improvement</u></p> <p>Partial corrective action has been taken. The Department has developed a process that will monitor requested funds with actual disbursements in addition to zeroing out grant funds at the end of each month. However, the Department has not yet fully implemented this procedure.</p>
11-SA-73	Public Instruction	<p><u>Incomplete Submission of Quarterly Recovery Act Reports</u></p> <p>Full corrective action has been taken, however awaiting management decision from the U.S. Department of Education.</p>
11-SA-74	Public Instruction	<p><u>Insufficient Documentation in Title I Subrecipient Monitoring Process</u></p> <p>The audit finding is no longer valid. The Department did not retain documentation to support the budget vs. expenditure monitoring. However, the Department revised its procedures so that the budget vs. expenditure monitoring is no longer necessary.</p>
11-SA-75	Public Instruction	<p><u>Management Decisions Not Issued to Subrecipients for Significant Deficiency Findings</u></p> <p>Full corrective action has been taken, however awaiting management decision from the U.S. Department of Education.</p>

SUMMARY SCHEDULE OF PRIOR AUDIT FINDINGS

For the Fiscal Year Ended June 30, 2012

Original Finding Number **	State Department	Current Status of Prior Audit Finding
11-SA-76	Health and Human Services	<p><u>Deficiencies in Cash Management Procedures</u></p> <p>Full corrective action has been taken, however awaiting management decision from the U.S. Department of Education.</p>
11-SA-77	Health and Human Services	<p><u>Deficiencies in Documentation of Client Eligibility</u></p> <p>Partial corrective action has been taken. The Department continues efforts to ensure that required eligibility criteria are met. During 2011 and 2012, internal audits were performed by departmental staff. The results of the audits confirmed improvement in compliance with the 60 day eligibility requirement. Another internal audit will be conducted in the 1st or 2nd quarter of 2013 to compare data to determine if the Department continues to demonstrate significant improvement in this area. Additionally, the new Business Electronic Accessible Management (BEAM) system will feature an action alert mechanism to alert staff when timing thresholds have passed so that immediate action can be taken.</p> <p>A new policy pertaining to required signatures for minor applicants is due to be implemented the 1st quarter of 2013.</p> <p>The Department implemented a revised policy regarding client financial eligibility in the Summer of 2012. Staff was trained on how to complete the required financial eligibility forms. The Department will ensure that the forms are properly utilized. In addition, the BEAM system has the financial net income worksheets incorporated in the client eligibility form-set. A hold-up in progress has been the delay in the go-live date of BEAM. The anticipated completion date is June 30, 2013.</p>
11-SA-78	Public Instruction	<p><u>Monitoring of Cash Management Procedures Needs Improvement</u></p> <p>Partial corrective action has been taken. The Department has developed a process that will monitor requested funds with actual disbursements in addition to zeroing out grant funds at the end of each month. However, the Department has not yet fully implemented this procedure.</p>
11-SA-79	Public Instruction	<p><u>Incomplete Submission of Quarterly Recovery Act Reports</u></p> <p>Full corrective action has been taken, however awaiting management decision from the U.S. Department of Education.</p>
11-SA-80	Public Instruction	<p><u>Management Decisions Not Issued to Subrecipients for Significant Deficiency Findings</u></p> <p>Full corrective action has been taken, however awaiting management decision from the U.S. Department of Education.</p>
11-SA-81	Public Instruction	<p><u>Monitoring of Cash Management Procedures Needs Improvement</u></p> <p>Partial corrective action has been taken. The Department has developed a process that will monitor requested funds with actual disbursements in addition to zeroing out grant funds at the end of each month. However, the Department has not yet fully implemented this procedure.</p>

SUMMARY SCHEDULE OF PRIOR AUDIT FINDINGS

For the Fiscal Year Ended June 30, 2012

Original Finding Number **	State Department	Current Status of Prior Audit Finding
11-SA-82	Public Instruction	<u>Incomplete Submission of Quarterly Recovery Act Reports</u> Full corrective action has been taken, however awaiting management decision from the U.S. Department of Education.
11-SA-83	Public Instruction	<u>Management Decisions Not Issued to Subrecipients for Significant Deficiency Findings</u> Full corrective action has been taken, however awaiting management decision from the U.S. Department of Education.
11-SA-84	Public Instruction	<u>Allotments Not Reconciled to SFSF Grant Awards</u> Full corrective action has been taken, however awaiting management decision from the U.S. Department of Education.
11-SA-85	Public Instruction	<u>Monitoring of Cash Management Procedures Needs Improvement</u> Partial corrective action has been taken. The Department has developed a process that will monitor requested funds with actual disbursements in addition to zeroing out grant funds at the end of each month. However, the Department has not yet fully implemented this procedure.
11-SA-86	Public Instruction	<u>Incomplete Submission of Quarterly Recovery Act Reports</u> Full corrective action has been taken, however awaiting management decision from the U.S. Department of Education.
11-SA-87	Public Instruction	<u>Management Decisions Not Issued to Subrecipients for Significant Deficiency Findings</u> Full corrective action has been taken, however awaiting management decision from the U.S. Department of Education.
11-SA-88	State Budget and Management	<u>1512 Reports Not Prepared in Accordance with ARRA Requirements</u> Full corrective action has been taken, however awaiting management decision from the U.S. Department of Education.
11-SA-89	Public Instruction	<u>Monitoring of Cash Management Procedures Needs Improvement</u> Partial corrective action has been taken. The Department has developed a process that will monitor requested funds with actual disbursements in addition to zeroing out grant funds at the end of each month. However, the Department has not yet fully implemented this procedure.
11-SA-90	Public Instruction	<u>Incomplete Submission of Quarterly Recovery Act Reports</u> Full corrective action has been taken, however awaiting management decision from the U.S. Department of Education.

SUMMARY SCHEDULE OF PRIOR AUDIT FINDINGS

For the Fiscal Year Ended June 30, 2012

Original Finding Number **	State Department	Current Status of Prior Audit Finding
11-SA-91	State Budget and Management	<p><u>1512 Reports Not Prepared in Accordance with ARRA Requirements</u></p> <p>Full corrective action has been taken, however awaiting management decision from the U.S. Department of Education.</p>
11-SA-92	Health and Human Services	<p><u>Departmental Monitoring of Vaccine Providers was Inadequate</u></p> <p>Full corrective action has been taken, however awaiting management decision from the U.S. Department of Health and Human Services.</p>
11-SA-93	Health and Human Services	<p><u>Documentation Lacking in County Temporary Assistance for Needy Families Program Case Files</u></p> <p>Full corrective action has been taken, however awaiting management decision from the U.S. Department of Health and Human Services.</p>
11-SA-94	Health and Human Services	<p><u>Deficiencies in Subrecipient Expenditures Identified</u></p> <p>Partial corrective action has been taken. ConnectInc. is no longer in business and the Department of Health and Human Services is working through the Attorney General's Office to work out a settlement.</p>
11-SA-95	Health and Human Services	<p><u>Deficiencies in Federal Reporting Procedures</u></p> <p>Full corrective action has been taken, however awaiting management decision from the U.S. Department of Health and Human Services.</p>
11-SA-96	Health and Human Services	<p><u>Deficiencies in Subrecipient Monitoring Procedures</u></p> <p>Full corrective action has been taken, however awaiting management decision from the U.S. Department of Health and Human Services.</p>
11-SA-97	Health and Human Services	<p><u>Federal Award Information Not Properly Communicated to Subrecipients</u></p> <p>Full corrective action has been taken, however awaiting management decision from the U.S. Department of Health and Human Services.</p>
11-SA-98	Health and Human Services	<p><u>Appropriate Action Not Taken in Child Support Cases</u></p> <p>Partial corrective action has been taken. The NC Child Support Program did not meet the 75% Paternity-Establishment performance measure as required. However, the establishment performance rate continues to increase each year. During the State audit for State Fiscal Year (SFY) 2011, North Carolina's performance rate was 60.84%. For SFY 2012, the rate was 63.33%. Establishment continues to be a challenging area in which to achieve compliance. The Division of Social Services (DSS) will continue to monitor and strive to improve the Paternity-Establishment Self-Assessment score.</p> <p>The DSS Program Representatives will continue to assist local offices in developing Corrective Action Plans as needed. Each quarter, the representatives will monitor the local offices, complete quality reviews, and</p>

SUMMARY SCHEDULE OF PRIOR AUDIT FINDINGS

For the Fiscal Year Ended June 30, 2012

Original Finding Number **	State Department	Current Status of Prior Audit Finding
		submit monitoring reports to the Assistant Chief for Program Operations. New training material was developed and delivered statewide to address establishment performance. In February 2012, the DSS began conducting monthly statewide Child Support manager conference calls to identify performance best practices or review performance statistics with supervisors and managers. A new Data Warehouse report was developed during SFY 2012 to assist staff in identifying cases that require further action to meet compliance standards. The anticipated completion date is on-going.
11-SA-99	Health and Human Services	<u>Deficiencies in County Eligibility Determination Process - Low-Income Home Energy Assistance Program</u> Full corrective action has been taken.
11-SA-100	Health and Human Services	<u>Deficiency In Federal Reporting Procedures</u> Full corrective action has been taken.
11-SA-101	Health and Human Services	<u>Failure to Properly Report Subrecipient Pass-Through Amounts on the Schedule of Expenditures of Federal Awards (SEFA)</u> Full corrective action has been taken, however awaiting management decision from the U.S. Department of Health and Human Services.
11-SA-102	Health and Human Services	<u>Procedures Should Be Enhanced to Ensure Fraudulent Child Care Payments are Detected and Reported</u> Full corrective action has been taken, however awaiting management decision from the U.S. Department of Health and Human Services.
11-SA-103	Health and Human Services	<u>Failure to Properly Report Subrecipient Pass-Through Amounts on the Schedule of Expenditures of Federal Awards (SEFA)</u> Full corrective action has been taken, however awaiting management decision from the U.S. Department of Health and Human Services.
11-SA-104	Health and Human Services	<u>Procedures Should Be Enhanced to Ensure Fraudulent Child Care Payments Are Detected and Reported</u> Full corrective action has been taken, however awaiting management decision from the U.S. Department of Health and Human Services.
11-SA-105	Health and Human Services	<u>Federal Award Information Not Properly Communicated to Subrecipients</u> Full corrective action has been taken, however awaiting management decision from the U.S. Department of Health and Human Services.
11-SA-106	Health and Human Services	<u>Failure to Properly Report Subrecipient Pass-Through Amounts on the Schedule of Expenditures of Federal Awards (SEFA)</u> Partial corrective action has been taken. The Department continues efforts to ensure that all costs are reported accurately on the Schedule of

SUMMARY SCHEDULE OF PRIOR AUDIT FINDINGS

For the Fiscal Year Ended June 30, 2012

Original Finding Number **	State Department	Current Status of Prior Audit Finding
		Expenditures of Federal Awards (SEFA) as required by federal guidelines. Currently, the Department is working to strengthen the manual process to adequately identify the amount of Foster Care subrecipient costs. The anticipated completion date is June 30, 2013.
11-SA-107	Health and Human Services	<u>Federal Award Information Not Properly Communicated to Subrecipients</u> Full corrective action has been taken, however awaiting management decision from the U.S. Department of Health and Human Services.
11-SA-108	Health and Human Services	<u>Deficiencies Identified During Subrecipient Monitoring Not Followed Up</u> Full corrective action has been taken, however awaiting management decision from the U.S. Department of Health and Human Services.
11-SA-109	Health and Human Services	<u>Verification of Central Contractor Registration Not Performed</u> Full corrective action has been taken, however awaiting management decision from the U.S. Department of Health and Human Services.
11-SA-110	Health and Human Services	<u>Federal Award Number Not Communicated to ARRA Recipients</u> Full corrective action has been taken, however awaiting management decision from the U.S. Department of Health and Human Services.
11-SA-111	Health and Human Services	<u>Departmental Monitoring of Vaccine Providers was Inadequate</u> Full corrective action has been taken, however awaiting management decision from the U.S. Department of Health and Human Services.
11-SA-112	Health and Human Services	<u>Failure to Properly Report Subrecipient Pass-Through Amounts on the Schedule of Expenditures of Federal Awards (SEFA)</u> Full corrective action has been taken, however awaiting management decision from the U.S. Department of Health and Human Services.
11-SA-113	Health and Human Services	<u>Procedures Should Be Enhanced to Ensure Fraudulent Child Care Payments are Detected and Reported</u> Full corrective action has been taken, however awaiting management decision from the U.S. Department of Health and Human Services.
11-SA-114	Health and Human Services	<u>Documentation Lacking in County Temporary Assistance for Needy Families Program Case Files</u> Full corrective action has been taken, however awaiting management decision from the U.S. Department of Health and Human Services.
11-SA-115	Health and Human Services	<u>Deficiencies in Subrecipient Expenditures Identified</u> Partial corrective action has been taken. ConnectInc is no longer in business and the Department of Health and Human Services is working through the Attorney General's Office to work out a settlement.

SUMMARY SCHEDULE OF PRIOR AUDIT FINDINGS

For the Fiscal Year Ended June 30, 2012

Original Finding Number **	State Department	Current Status of Prior Audit Finding
11-SA-116	Health and Human Services	<p><u>Verification of Central Contractor Registration Not Performed</u></p> <p>Full corrective action has been taken, however awaiting management decision from the U.S. Department of Health and Human Services.</p>
11-SA-117	Health and Human Services	<p><u>Documentation Lacking in County Temporary Assistance for Needy Families Program Case Files</u></p> <p>Full corrective action has been taken, however awaiting management decision from the U.S. Department of Health and Human Services.</p>
11-SA-118	Health and Human Services	<p><u>Deficiencies in Subrecipient Expenditures Identified</u></p> <p>Partial corrective action has been taken. ConnectInc. is no longer in business and the Department of Health and Human Services is working through the Attorney General's Office to work out a settlement.</p>
11-SA-119	Health and Human Services	<p><u>Verification of Central Contractor Registration Not Performed</u></p> <p>Full corrective action has been taken, however awaiting management decision from the U.S. Department of Health and Human Services.</p>
11-SA-120	Health and Human Services	<p><u>Errors in Provider Billing and Payments</u></p> <p>Partial corrective action has been taken. Efforts continue by the vendor contracted with the Division of Medical Assistance (DMA) to perform the North Carolina Health Choice (NCHC) claims audit for SFY 2011; in coordination with DMA Program Integrity to recoup identified overpayments. Letters of recoupment went out to providers on October 29, 2012 and to date no recoupments have been recovered.</p>
11-SA-121	Health and Human Services	<p><u>Documentation Lacking in County Children's Health Insurance Program Case Files</u></p> <p>Partial corrective action has been taken. The individual findings were referred to the appropriate Medicaid Program Representative (MPR) for the county for follow-up, corrective action and training, as needed. Eligibility verification and documentation continue to be addressed in all training provided by the MPRs as well as during county visits and other contacts with counties. However, seven MPRs are currently assigned to the North Carolina Families Accessing Services Through Technology Project (NC FAST). County visits, training, and record reviews have been suspended but will resume when the MPRs have completed their obligations to the NC FAST Project. As part of the Department's standard management decision process, each finding was evaluated and the counties' corrective action plans were reviewed and approved. To date, one of the three findings cited has been corrected. The Department will assign available MPRs to continue follow-up on the counties with outstanding findings. The anticipated completion date is June 30, 2013.</p>

SUMMARY SCHEDULE OF PRIOR AUDIT FINDINGS

For the Fiscal Year Ended June 30, 2012

Original Finding Number **	State Department	Current Status of Prior Audit Finding
11-SA-122	Health and Human Services	<p><u>Noncompliance with Procurement, Suspension, and Debarment Requirements</u></p> <p>Partial corrective action has been taken. The Division of Medical Assistance (DMA) Contracts Unit implemented new monitoring procedures to ensure compliance with federal procurement, suspension and debarment requirements. Prior to the execution of a contract with a new vendor, contract monitors check federal and state debarment/exclusion lists. Furthermore, DMA will check all current contractors on a monthly basis against the debarment lists to ensure continued compliance with federal requirements. The monthly checks are tracked and documented by contract monitors. New contracts are fully monitored for compliance from their inception. As stated previously, the anticipated completion date for full corrective action is December 31, 2012.</p>
11-SA-123	Health and Human Services	<p><u>Deficiencies in Monitoring Procedures for the Children's Health Insurance Program</u></p> <p>Full corrective action has been taken, however awaiting management decision from the U.S. Department of Health and Human Services.</p>
11-SA-124	Health and Human Services	<p><u>Medicaid Disproportionate Share Hospital Payments to an Ineligible Hospital</u></p> <p>Partial corrective action has been taken. The Division of Medical Assistance (DMA) continues to have ongoing and open communication with the Provider Enrollment Section of DMA to ensure that DMA Finance Management receives notices timely for any enrollments, terminations, change in ownership, or any other event that would affect payments made to a North Carolina Medicaid provider. The appeal, issued by the hospital in February 2012, to contest the recoupment amount of \$980,085 is still under review. A resolution has not been reached or finalized. The anticipated date of completion is on-going.</p>
11-SA-125	Health and Human Services	<p><u>Errors in Medicaid Provider Billing and Payment Process</u></p> <p>Partial corrective action has been taken. The Department continues to enhance procedures to improve the accuracy of the claims payment process and Providers are educated on the importance of adequate documentation to support medical necessity and services billed to Medicaid.</p> <p>As a result of the audit finding, the individual errors cited were referred to the appropriate Sections within the Department for follow-up and resolution. As of December 2012, twenty of the twenty-six Medicaid claims identified as errors have been corrected appropriately. The Department will ensure that follow-up on the other six claims continues until all claim payment errors have been corrected. The anticipated completion date for corrective action is June 30, 2013.</p>

SUMMARY SCHEDULE OF PRIOR AUDIT FINDINGS

For the Fiscal Year Ended June 30, 2012

Original Finding Number **	State Department	Current Status of Prior Audit Finding
11-SA-126	Health and Human Services	<p><u>Deficiencies in Internal Control to Prevent Unauthorized User Access to the Medicaid Management Information System</u></p> <p>Partial corrective action has been taken. The manual auditing process to identify and remove user accounts has proven to be effective. Our limited internal systems development staff was deployed to a critical Program Integrity system, delaying work on the Automated Access and Resource Management System (AARMS) system. The AARMS tool is scheduled to resume development and testing in the fourth quarter of 2012; for potential deployment late in the first quarter of 2013. Other issues presented in the sensitive letter were on-going as of June 30, 2012. The anticipated completion date is the first quarter of 2013.</p>
11-SA-127	Health and Human Services	<p><u>Deficiencies in Cash Management Procedures for the Medicaid Program</u></p> <p>Full corrective action has been taken, however awaiting management decision from the U.S. Department of Health and Human Services.</p>
11-SA-128	Health and Human Services	<p><u>Documentation Lacking in County Medicaid Case Files</u></p> <p>Partial corrective action has been taken. The individual findings were referred to the appropriate Medicaid Program Representative (MPR) for the county for follow-up, corrective action and training, as needed. As part of the Department's standard management decision process, each finding was evaluated and the counties' corrective action plans were reviewed and approved. Eligibility verification and documentation continue to be addressed in all training provided by the MPRs as well as during county visits and other contacts with counties. To date, twenty-one of the thirty-six deficiencies cited have been corrected. However, seven MPRs were pulled out of the field to work with North Carolina Families Accessing Services Through Technology Project (NC FAST) on January 27, 2012. County visits, training, and record reviews have been suspended but will resume when the MPRs have completed their obligations to the NC FAST Project. The Department will assign available MPRs to continue follow-up on the counties with outstanding findings. The anticipated completion date is June 30, 2013.</p>
11-SA-129	Health and Human Services	<p><u>Inadequate Follow-Up on Identified Subrecipient Errors</u></p> <p>Partial corrective action has been taken. The Department requested clarification from Centers for Medicare and Medicaid Services (CMS) regarding disallowance of the federal share of overpayments identified in cases reviewed for the Medicaid Eligibility Quality Control pilots and the Payment Error Rate Measurement reviews. A Medicaid State Operations letter (#93-58) dated July 23, 1993 implemented MEQC pilots that allowed States to conduct special studies that would take the place of the "traditional" MEQC review. States conducting pilot reviews are not subject to the threshold and disallowance provisions under section 1903(u) of the Act as long as the special studies continue. The Department will take appropriate action based upon the CMS response. To date CMS has not provided clarification regarding disallowance for the federal share of the PERM Error Rate Measurement reviews. As stated previously, anticipated date of completion for full corrective action is December 31, 2012.</p>

SUMMARY SCHEDULE OF PRIOR AUDIT FINDINGS

For the Fiscal Year Ended June 30, 2012

Original Finding Number **	State Department	Current Status of Prior Audit Finding
11-SA-130	Health and Human Services	<p><u>Deficiencies in Monitoring Procedures Over the Provider Eligibility and Termination Processes</u></p> <p>Full corrective action has been taken, however awaiting management decision from the U.S. Department of Health and Human Services.</p>
11-SA-131	Health and Human Services	<p><u>Monitoring Procedures Need Improvement</u></p> <p>Partial corrective action has been taken. The Division of Mental Health/Developmental Disabilities/Substance Abuse Services has initiated a comprehensive review of the policies and procedures currently used by the program monitoring and fiscal auditing staff. The combined efforts of the staff are to develop a consistent process for the documentation of activities, including monitoring subrecipients for allowable cost and allowable activities, and the follow-up of corrective action plans. The modification of policies and procedures, assuring every step is documented as part of the enhancements to the Block Grants for Prevention and Treatment of Substance Abuse programs monitoring and auditing tools, may be necessary to assure compliance with applicable laws and regulations. The anticipated completion date of this project is December 31, 2012.</p>
11-SA-132	Health and Human Services	<p><u>Federal Award Information Not Properly Communicated to Subrecipients</u></p> <p>Partial corrective action has been taken. The Division of Mental Health/Developmental Disabilities/Substance Abuse Services will modify the annual allocation letters sent to the Local Management Entities (LMEs) to include all necessary federal award information for subrecipients and subsequent pass-through entities. The Division anticipates completion of this process by December 31, 2012.</p>
11-SA-133	Health and Human Services	<p><u>Deficiencies in Internal Control Over Contracting</u></p> <p>Partial corrective action has been taken. The Division of Mental Health/Developmental Disabilities/Substance Abuse Services is reviewing the policies for contract development and related implementation criteria. The annual contracts identified within the audit are for delivery of community services by the Local Management Entities (LMEs). The main objective of the LME contract is to outline the various performance measures to be reported to the Division. In accordance with the General Statute, the Division is authorized to allocate funding to the LMEs for delivery of behavioral health services. To ensure compliance with departmental contracting policies, the Division will complete the contracting process prior to implementation and the release of funding. The Division anticipates completion of this process by December 31, 2012.</p>
11-SA-134	Health and Human Services	<p><u>Internal Control Over Payments for Provider Consultative Examinations Needs Improvement</u></p> <p>Partial corrective action has been taken. Program initiated changes in policy and provided some documentation in the system to support the modifications to approved consultative examinations. The Department will continue to improve this process.</p>

SUMMARY SCHEDULE OF PRIOR AUDIT FINDINGSFor the Fiscal Year Ended June 30, 2012

Original Finding Number **	State Department	Current Status of Prior Audit Finding
11-SA-135	Health and Human Services	<u>Deficiencies in Enrollment Procedures for Providers of Consultative Examination Services</u> Full corrective action has been taken, however awaiting management decision from the U.S. Social Security Administration.
11-SA-136	Health and Human Services	<u>Deficiencies in Federal Reporting Procedures</u> Full corrective action has been taken, however awaiting management decision from the U.S. Social Security Administration.

** The first two digits denote the June 30 fiscal year-end from whence the finding originated.

[This Page Left Blank Intentionally]

**Corrective Action Plan
For the Year Ended June 30, 2012**

CORRECTIVE ACTION PLAN

For the Fiscal Year Ended June 30, 2012

Finding Number	Department/ Contact Person/ Phone Number	Corrective Action Planned
12-SA-1	Public Instruction Alexis Schauss (919) 807-3701	<p><u>Corrective Action Plans Not Obtained from Subrecipients</u></p> <ul style="list-style-type: none"> a. The Department will review and update existing fiscal monitoring policies to include noncompliance consequences for those subrecipients who do not submit requested corrective action plans within the time allotted. b. The original request and all follow up requests for corrective action plans will include notification of consequences for noncompliance. <p><i>Anticipated Completion Date:</i></p> <ul style="list-style-type: none"> a. June 30, 2013 b. Ongoing
12-SA-2	Public Instruction Alexis Schauss (919) 807-3701	<p><u>Corrective Action Plans Not Obtained from Subrecipients</u></p> <p>See 12-SA-1 for Corrective Action Plan.</p>
12-SA-3	Public Instruction Alexis Schauss (919) 807-3701	<p><u>Corrective Action Plans Not Obtained from Subrecipients</u></p> <p>See 12-SA-1 for Corrective Action Plan.</p>
12-SA-4	Commerce - CDBG Richard Self (919) 571-4900	<p><u>Deficiencies in Federal Reporting</u></p> <ul style="list-style-type: none"> a. The error was caused by an incorrect formula that was used in the allocation of funds by National Objective. In the design of the report, the formula referenced a different column on the same page. This was corrected and a revised report was produced which will be submitted to the U.S. Department of HUD. <p><i>Anticipated Completion Date:</i> Completed Prior to March 15, 2013</p> <ul style="list-style-type: none"> b. The Commerce Finance Center and the Division of Community Assistance have been working with the Greensboro Area Office of the U.S. Department of Housing and Urban Development (HUD) to enter the revolving loan fund data into the federal Integrated Disbursement Information System (IDIS). Awards from the revolving loan fund will be included as a part of the Annual Performance Evaluation Report to HUD. <p><i>Anticipated Completion Date:</i> July 1, 2013</p> <ul style="list-style-type: none"> c. The Compliance Section has implemented procedural changes to correct these issues. The section will have one person entering the data and another person verifying that the data was entered correctly. That person will also verify that all of the data was captured.

CORRECTIVE ACTION PLAN

For the Fiscal Year Ended June 30, 2012

Finding Number	Department/ Contact Person/ Phone Number	Corrective Action Planned
		<p>The documents are now reviewed by at least three to four people, whereas previously, the information was reviewed by one person.</p> <p><i>Anticipated Completion Date:</i> Completed Prior to March 15, 2013</p> <p>d. Staff is now working with HUD to have all data entered to bring N.C. in compliance. Technical errors in the federal reporting system have since been, or are being, corrected to allow data entry in compliance with FFATA.</p> <p><i>Anticipated Completion Date:</i> July 1, 2013</p>
12-SA-5	Commerce - CDBG Richard Self (919) 571-4900	<p><u>Lack of Segregation of Duties in the Administration of Grants Management System</u></p> <p>Due to budget constraints, the ability to employ additional staff is not feasible at this time. Our agency will look at additional ways within budgetary means to address segregation of duties concern.</p> <ul style="list-style-type: none"> • A system of Program Change Request is in place which allows users to formally request changes or report deficiencies to management. • A verification step has been added which requires management to verify that the data is consistent after the changes are made. • Employee access to the GMS system is to be reviewed on a semi-annual basis. • Employee access is granted after formal approval by the Director. <p><i>Anticipated Completion Date:</i> Completed Prior to March 15, 2013</p>
12-SA-6	Commerce - CDBG Richard Self (919) 571-4900	<p><u>Deficiencies in Federal Reporting</u></p> <p>See 12-SA-4 for Corrective Action Plan.</p>
12-SA-7	Commerce - CDBG Richard Self (919) 571-4900	<p><u>Lack of Segregation of Duties in the Administration of Grants Management System</u></p> <p>See 12-SA-5 for Corrective Action Plan.</p>
12-SA-8	Commerce - Division of Employment Services Kevin Carlson (919) 707-1615	<p><u>Deficiencies in Benefit Integrity's Processing and Monitoring of Overpayment Investigations</u></p> <p>Due to the increase in unemployment claims as a result of this unprecedented recession, the Division of Employment Security identified more than 20,000 cases for investigation and/or review for potential</p>

CORRECTIVE ACTION PLAN

For the Fiscal Year Ended June 30, 2012

Finding Number	Department/ Contact Person/ Phone Number	Corrective Action Planned
		<p>inappropriate benefit payments. The Division has implemented controls to detect potential unemployment fraud cases as required by the United States Department of Labor (USDOL). However, adjustments to the existing business processes were made after the fiscal year end to handle the excessive caseload brought on by the increase in unemployment claims. As a result, the Division of Employment Security has hired six additional investigators, thus the backlog was reduced from in excess of 20,000 cases to 16,000 cases within this audit period.</p> <p>Subsequent to year-end, the Division has also implemented an automated system to detect and reduce the risk of fraud via overpayments through the National Directory of New Hire (NDNH) claim interruption process; which lessens any timeliness concerns and strengthens the existing business process. Those claimants identified through the weekly NDNH return to work process are mailed notice to make contact with the Division of Employment Security because the cross match hit indicated that they are receiving unemployment benefits while potentially having active employment. The claims of those individuals who fail to make timely contact are interrupted. Thereby, allowing Division management to more effectively and efficiently address the case backlog and the auditor's concerns.</p> <p><i>Anticipated Completion Date:</i> March 31, 2013</p>
12-SA-9	Commerce - Division of Employment Services Kevin Carlson (919) 707-1615	<p><u>Controls Over System Access Need Improvement</u></p> <p>At the time users were granted system access to critical transactions, the users had a business need for this access. However, due to promotions and realignment of positions, some user's access should now be removed to align with current job functions. On a quarterly basis, the DES management reviews access to ensure that users have the appropriate access for their job duties. The population selected for review occurred before a quarterly review, this may have contributed to the non-revocation of these users access.</p> <p>DES has a controlled process in place to review user access to critical transactions prior to granting access to these transactions. Access request to UI transactions are submitted to the UI Data Owner for review by a user's supervisor along with a justification for access. The UI Data Owner reviews the request and justification and makes a determination whether the user should be allowed access to the requested transactions. Additionally, DES processes more than 800,000+ claims a year. Therefore, the number of DES staff with access to critical update transactions is significant, as majority of our staff is involved in claims processing. DES will continue to review access privileges for access to UI transactions and monitor the use of critical update transactions to ensure that staff has only the access needed to perform their job duties.</p> <p><i>Anticipated Completion Date:</i> Completed Prior to March 15, 2013</p>

CORRECTIVE ACTION PLAN

For the Fiscal Year Ended June 30, 2012

Finding Number	Department/ Contact Person/ Phone Number	Corrective Action Planned
12-SA-10	Commerce - WIA Graham Watt (919) 814-0418	<p><u>Deficiencies in Subrecipient Monitoring</u></p> <p>Division staff performing both programmatic and financial monitoring routinely reconciles payments made to and on behalf of WIA participants. The process will be strengthened in the sub-recipients' local accounting systems and with WorkforcePlus. Additional questions will be added to the WIA Oversight Review Guide, the monitoring instrument used for the annual on-site reviews of sub-recipients. Also, an additional question will be added concerning the sub-recipients' local process of reconciliation of WIA participant information among those data sources.</p> <p><i>Anticipated Completion Date:</i> Completed Prior to March 15, 2013</p>
12-SA-11	Commerce - WIA Graham Watt (919) 814-0418	<p><u>Deficiencies in Subrecipient Monitoring</u></p> <p>See 12-SA-10 for Corrective Action Plan.</p>
12-SA-12	Commerce - WIA Graham Watt (919) 814-0418	<p><u>Deficiencies in Subrecipient Monitoring</u></p> <p>See 12-SA-10 for Corrective Action Plan.</p>
12-SA-13	Commerce - WIA Graham Watt (919) 814-0418	<p><u>Deficiencies in Subrecipient Monitoring</u></p> <p>See 12-SA-10 for Corrective Action Plan.</p>
12-SA-14	Environment and Natural Resources Rod Davis (919) 707-8561	<p><u>Inadequate Review Procedures for Subrecipient Audit Reports</u></p> <p>Since these are local government audit reports that are reviewed and approved by the Local Government Commission in the Dept. of the State Treasurer prior to being approved for release, we are working with that agency to ensure that local governments properly classify CWSRF and DWSRF funds.</p> <p><i>Anticipated Completion Date:</i> The next local government audit cycle</p>
12-SA-15	Environment and Natural Resources Rod Davis (919) 707-8561	<p><u>Monitoring of Subrecipient Cash Management Needs Improvement</u></p> <p>As of September, 2011, the single audit compliance supplement now contains a requirement that the single audit include a verification that the cash management requirements in the contract between the Department and the Subrecipient are met. In addition, the DENR Internal Audit staff will monitor recipients for compliance.</p> <p><i>Anticipated Completion Date:</i> September, 2011/May 31, 2013</p>

CORRECTIVE ACTION PLAN

For the Fiscal Year Ended June 30, 2012

Finding Number	Department/ Contact Person/ Phone Number	Corrective Action Planned
12-SA-16	Environment and Natural Resources Rod Davis (919) 707-8561	<u>Inadequate Review Procedures for Subrecipient Audit Reports</u> See 12-SA-14 for Corrective Action Plan.
12-SA-17	Environment and Natural Resources Rod Davis (919) 707-8561	<u>Monitoring of Subrecipient Cash Management Needs Improvement</u> See 12-SA-15 for Corrective Action Plan.
12-SA-18	Commerce - Fiscal Mgmt. Bill Schmidt (919) 715-6712	<u>Deficiencies in Cash Management</u> The Fiscal Management Division has implemented additional internal controls to minimize problems with the Cash Management Improvement Act, CMIA. The division has split administrative expenses from sub-grantee payments. In addition, the administrative draws are done separately from the sub-grantee draws. The division also noticed that periodically refunds from sub-grantee recipients had caused the draw to be less than the expenses that were to be paid. To ensure that matching was occurring, the division has added a policy to document the refunds in the draw log record to show why the funds drawn were less than the payments made. <i>Anticipated Completion Date:</i> Completed Prior to March 15, 2013
12-SA-19	Commerce - SEO Ward Lenz (919) 733-3448	<u>Deficiencies in Federal Reporting</u> An internal control procedure has been implemented requiring the data and supporting documentation to be reviewed and reconciled to the Certified BD-701 prior to submission. Management reviews and approves all SF-425s before the reports are submitted to DOE. These controls were implemented February 2013. <i>Anticipated Completion Date:</i> Completed Prior to March 15, 2013
12-SA-20	Commerce - SEO Ward Lenz (919) 733-3448	<u>Subrecipient Monitoring Needs Improvement</u> Effective January 2012, the Department implemented controls to ensure that subrecipients receive the CFDA number and all audit and compliance requirements at the initial award. The Department requires all subrecipients to have active CCR registration from the time of award throughout the grant. The DUNS numbers are checked at initial award to ensure that they are active. Effective September 2012, the department developed internal controls to ensure that DUNS numbers are active in CCR registration database throughout the entire grant. Effective February 2013, the Department assigned business officers to ensure that audit reports are received from all subrecipients. Business officers review the

CORRECTIVE ACTION PLAN

For the Fiscal Year Ended June 30, 2012

Finding Number	Department/ Contact Person/ Phone Number	Corrective Action Planned
		reports and submit to managers for review and a management decision is issued on any audit findings within six months.
		<i>Anticipated Completion Date:</i> Completed Prior to March 15, 2013
12-SA-21	Commerce - Fiscal Mgmt. Bill Schmidt (919) 715-6712	<p><u>Deficiencies in Cash Management</u></p> <p>The Fiscal Management Division has implemented additional internal controls to minimize problems with the Cash Management Improvement Act, CMIA. The division has split administrative expenses from sub-grantee payments. In addition, the administrative draws are done separately from the sub-grantee draws. The division also noticed that periodically refunds from sub-grantee recipients had caused the draw to be less than the expenses that were to be paid. To ensure that matching was occurring, the division has added a policy to document the refunds in the draw log record to show why the funds drawn were less than the payments made.</p> <p><i>Anticipated Completion Date:</i> Completed Prior to March 15, 2013</p>
12-SA-22	Commerce - SEO Ward Lenz (919) 733-3448	<p><u>Subrecipient Monitoring Needs Improvement</u></p> <p>The Department now requires each subrecipient to submit current CCR information with subrecipient's annual application.</p> <p><i>Anticipated Completion Date:</i> July 1, 2013</p>
12-SA-23	Public Instruction Alexis Schauss (919) 807-3701	<p><u>Cash Management Monitoring Needs Improvement</u></p> <p>In addition to zeroing out grant funds at the end of each month, the Department updated fiscal monitoring procedures and the fiscal monitoring tool to include verification of subrecipients' compliance with federal and state cash management requirements. In an effort to improve monitoring of requested funds and actual expenditures, the Department developed the Cash Management Monitoring System (CMMS). The system will be used for monitoring cash management compliance.</p> <p><i>Anticipated Completion Date:</i> March 31, 2013</p>
12-SA-24	Public Instruction Donna Brown (919) 807-3443 Alexis Schauss (919) 807-3701	<p><u>Deficiencies in Title I Program Monitoring</u></p> <p>a. The Department will develop and implement a tracking mechanism to help ensure timely, effective and complete monitoring of subrecipients. Verification of receipt of all required corrective action plans from subrecipients will be documented in this tracking mechanism.</p> <p>b. The Department's Compliance and Monitoring Section plans to meet with federal program staff on a quarterly basis to verify that all planned</p>

CORRECTIVE ACTION PLAN

For the Fiscal Year Ended June 30, 2012

Finding Number	Department/ Contact Person/ Phone Number	Corrective Action Planned
		corrective action has been implemented and is being adhered to on a consistent basis.
		<i>Anticipated Completion Date:</i>
		a. June 30, 2013
		b. Ongoing
12-SA-25	Public Instruction Alexis Schauss (919) 807-3701	<u>Corrective Action Plans Not Obtained from Subrecipients</u> See 12-SA-1 for Corrective Action Plan.
12-SA-26	Public Instruction Alexis Schauss (919) 807-3701	<u>Cash Management Monitoring Needs Improvement</u> See 12-SA-23 for Corrective Action Plan.
12-SA-27	Public Instruction Alexis Schauss (919) 807-3701	<u>Corrective Action Plans Not Obtained from Subrecipients</u> See 12-SA-1 for Corrective Action Plan.
12-SA-28	Fayetteville State University Sophia Long (910) 672-2515	<u>Cash Management Controls Need Improvement</u> The Five (5) Year Title III Cycle was reconciled during the month of September 2012. At that time, excess cash was recognized and the process to return the funds began. The excess cash was returned to the U. S. Department of Education on January 16, 2013. Procedures have been implemented to perform manual reviews of the expenditures verses revenue with the affected accounts in comparison to the Banner negative cash report. Reviews are timed in accordance with immediate cash needs and to ensure that excess cash is not drawn. Moreover, if expenses are transferred between funds, revenue is also transferred. Cash balances are reviewed as of the last day of each month and drawdown requests for that period are submitted no later than the last day of the following month. If a subsequent review indicates excess cash, the funds will be returned immediately. <i>Anticipated Completion Date:</i> Corrective action was implemented effective January 2013:
12-SA-29	Fayetteville State University Sophia Long (910) 672-2515	<u>Internal Controls Over Davis-Bacon Requirements Need Improvement</u> The Title III Program Office and Facilities Maintenance, Planning and Construction, have developed and implemented the following corrective actions:

CORRECTIVE ACTION PLAN

For the Fiscal Year Ended June 30, 2012

Finding Number	Department/ Contact Person/ Phone Number	Corrective Action Planned
		<p>The Construction Contract Templates for federally funded projects have been updated and now contain the <i>prevailing wage clause</i> as required by the Davis-Bacon Act.</p> <p>Project Managers understand and are enforcing the requirement and monitoring federally funded construction projects to ensure that contractors are submitting weekly certified payrolls to the University.</p> <p><i>Anticipated Completion Date:</i> Corrective action plan was implemented February 2013.</p>
12-SA-30	Fayetteville State University Sophia Long (910) 672-2515	<p><u>Internal Controls Over Equipment Need Improvement</u></p> <p>Inventory procedures currently require an annual physical inventory and physical inventory forms have been updated to include a field to identify federal or Title III funded tag numbers.</p> <p>Procedures are being developed to enable identification of equipment purchased with federal funds at the time the equipment is received in Central Receiving. Therefore, such equipment can be tagged; identifying it as federally funded. The Fixed Asset Coordinator is providing copies of Fixed Asset Receiving Reports to the Title III Office as well as notices when equipment purchased with federal funds are disposed of and/or moved. Training will be conducted with the Title III Activity Directors and Principal Investigators for other federal grants to ensure requirements for asset management are understood. Specific requirements for maintaining records of equipment purchased with federal funds will also be discussed at the monthly (Business and Finance/Purchasing) training sessions. Capital Leases are also reviewed at the time of acquisition and at year end to ensure equipment purchased through capital leases are properly itemized within the inventory system and accounted for properly.</p> <p><i>Anticipated Completion Date:</i> June 30, 2013</p>
12-SA-31	Fayetteville State University Sophia Long (910) 672-2515	<p><u>Internal Controls Over Procurement and Suspension and Debarment Need Improvement</u></p> <p>The Title III Office and the Division of Business and Finance have developed and implemented the following corrective actions:</p> <p>Title III Activity Directors and Principal Investigators of other federal grants are required to adhere to the policies and procedures for purchasing (which are located on the Business and Finance/Purchasing website).</p> <p>The website has been updated and now includes Sole and Single Source Purchase information along with the Waiver of Competitive Purchasing information, Internal Policies and Procedures related to Federal</p>

CORRECTIVE ACTION PLAN

For the Fiscal Year Ended June 30, 2012

Finding Number	Department/ Contact Person/ Phone Number	Corrective Action Planned
		<p>Debarment, a Debarment Certification form and a link to Sam.gov the Excluded Parties List System (EPLS) http://www.uncfsu.edu/fsubo/purchasing/general-purchasing.</p> <p>Additional training was provided for Title III activity directors on purchasing policies and procedures; particularly, as it relates to procurement, suspension and debarment requirements, to ensure that the processes are understood by the Purchasing Department and Title III staff.</p> <p>In addition, these criteria are now discussed during monthly Business and Finance Training Sessions so that faculty and staff are aware of these requirements. All Activity Directors and Principal Investigators are required to adhere to the purchasing policies; which stipulates the appropriate dollar limits required for soliciting quotations from the perspective vendors. Additionally, the policy stipulates that the submission of quotes to the Purchasing Office and all other approving officials must be received in a timely manner.</p> <p>Purchase requests not adhering to policy and procedures, the submission of justification and evidence of pricing quotes, where required but not received, will not be processed.</p> <p>The Purchasing Director maintains files of Debarment Certifications and verifies that federal purchasing requirements are met prior to approving purchasing requests.</p> <p><i>Anticipated Completion Date:</i> Corrective action was implemented June 30, 2012.</p>
12-SA-32	Winston-Salem State University Frank Lord (336) 750-2733	<p><u>Lack of Controls Over Federal Suspension and Debarment Verification</u></p> <p>Agency concurs. Sponsored Programs vets all vendors to be used by new grants against the Excluded Parties List System maintained by the General Services Administration. The Purchasing Department has linked its website to the Excluded Parties List System maintained by the General Services Administration. All new vendors are vetted against this list along with the State of North Carolina debarred vendors listing.</p> <p><i>Anticipated Completion Date:</i> Corrective action was completed on December 20, 2012.</p>
12-SA-33	Health and Human Services Patricia Harper (919) 855-3592	<p><u>Errors in Claims Payment Process</u></p> <p>The Department will continue to enhance its control procedures to ensure that all claims are documented, processed and paid properly. Analysis and adjustments will be initiated for all items noted by the auditors. In cases where an overpayment occurred, the payee will be contacted and a refund will be requested.</p>

CORRECTIVE ACTION PLAN

For the Fiscal Year Ended June 30, 2012

Finding Number	Department/ Contact Person/ Phone Number	Corrective Action Planned
		<p>The Department is continuing efforts to develop and test a replacement claims processing system that will improve accuracy and eliminate errors attributed to the inconsistent payment methodology applied to Medicaid and/or other departmental pricing policies. This replacement claims processing system will also have the functionality to ensure that services are properly authorized and documented in participants' plans before payments are issued. Business rules have been incorporated into the system through edits and audits to assure that the pricing hierarchies are followed. The replacement claims payment system will also include the functionality to ensure that a service cannot be authorized that is not included as part of the client's individualized plan for employment.</p> <p>In addition, the Department will continue to train staff to ensure that procedures are followed and services authorized for clients match the participant's vocational rehabilitation plan.</p> <p><i>Anticipated Completion Date:</i> June 30, 2013</p>
12-SA-34	Health and Human Services Scarlette Edwards (919) 855-3718	<p><u>Noncompliance with Cash Management Requirements</u></p> <p>The Treasury-State Agreement (TSA) was revised and submitted to the Office of State Controller (OSC) for approval on June 26, 2012. The funding technique was changed to the pre-issuance basis and the amended TSA was approved by the United States Department of the Treasury on November 26, 2012.</p> <p><i>Anticipated Completion Date:</i> Completed November 26, 2012</p>
12-SA-35	Health and Human Services Patricia Harper (919) 855-3592	<p><u>Deficiencies in Documentation of Participant Eligibility</u></p> <p>The Department will continue to strengthen internal controls to ensure all applicable eligibility information is maintained to adequately support eligibility determinations made; including evidence of required signatures. In addition, training will be provided to each unit office to ensure the eligibility determination process occurs within the required timeframes and financial needs forms are completed and documented before cost services are provided.</p> <p>The replacement case management system that the Division is implementing will have built-in controls to ensure that the required timeframes and forms are in place in accordance with policy.</p> <p><i>Anticipated Completion Date:</i> June 30, 2013</p>
12-SA-36	Public Instruction Alexis Schauss (919) 807-3701	<p><u>Cash Management Monitoring Needs Improvement</u></p> <p>See 12-SA-23 for Corrective Action Plan.</p>

CORRECTIVE ACTION PLAN

For the Fiscal Year Ended June 30, 2012

Finding Number	Department/ Contact Person/ Phone Number	Corrective Action Planned
12-SA-37	Public Instruction Alexis Schauss (919) 807-3701	<u>Corrective Action Plans Not Obtained from Subrecipients</u> See 12-SA-1 for Corrective Action Plan.
12-SA-38	Central Piedmont Community College Amy Bruining (704) 330-6645	<u>Untimely Notice to Lender of Changes in Enrollment Status</u> Central Piedmont Community College completed the implementation of corrective actions September 30, 2012 to strengthen controls for timely notification to lenders of changes in student enrollment status, particularly graduation updates. To correct this finding: <ul style="list-style-type: none"> • The staff increased the frequency of enrollment reports submitted to the National Student Clearinghouse, which ensures timely notification of changes in enrollment status to lenders; • An improved internal report was developed to capture degree data in a timely manner; and • The Central Piedmont Community College Internal Audit <i>Data Coordinator</i> added the scheduled dates for submission of National Student Clearinghouse enrollment reports to the <i>Reports to Outside Agencies</i> listing as an additional control. The <i>Reports to Outside Agencies</i> listing is an internal administrative tool used to monitor and confirm the timely submission of mission-critical reports to external agencies and constituents. <p><i>Anticipated Completion Date:</i> Corrective action was completed on: September 30, 2012</p>
12-SA-39	UNC - Charlotte Tony D. Carter (704) 687-7010	<u>Untimely Reconciliation of Direct Loan Disbursements</u> To ensure that Direct Loan disbursements are reconciled to accounting information in a timely manner, the University created a full-time Financial Aid Accountant position in the Office of Student Financial Aid. The Financial Aid Accountant is responsible for the reconciliation of all federal funds, including Direct Loans, as well as the reporting of disbursement information to the Common Origination & Disbursement (COD) System. The incumbent has received adequate training for this role and a back-up plan is in place as a contingency. All Direct Loan monthly reconciliations for the fiscal year ended June 30, 2012, were completed and reviewed as of September 7, 2012. Direct Loan monthly reconciliations for FY13 will be up-to-date by December 31, 2012 and will be completed timely going forward. <i>Anticipated Completion Date:</i> December 31, 2012

CORRECTIVE ACTION PLAN

For the Fiscal Year Ended June 30, 2012

Finding Number	Department/ Contact Person/ Phone Number	Corrective Action Planned
12-SA-40	UNC - Charlotte Tony D. Carter (704) 687-7010	<p><u>Failure to Send Direct Loan Notifications</u></p> <p>During a quality control check by the Office of Student Financial Aid in February 2012, it was determined that the University failed to send required written notification to students, or parents, receiving Federal Direct Loan funds. As a result, the University designed and implemented a control to ensure that the notification of Direct Loan disbursements are sent in conjunction with the loan funds crediting the students' accounts. The notification process is automated through the Banner Financial Aid module and successfully sent notifications for loans disbursed in the 2012 Summer and 2012 Fall terms.</p> <p><i>Anticipated Completion Date:</i> Corrective Action was completed on June 26, 2012</p>
12-SA-41	UNC - Pembroke Jenelle Handcox (910) 521-6366	<p><u>Lack of Controls Over Notifications of Disbursements to or on Behalf of Students</u></p> <p>Effective Spring Semester 2013, the Office of Financial Aid has procedures such that students and parents are sent written notifications for each Direct and PLUS Loan disbursement.</p> <p><i>Anticipated Completion Date:</i> Corrective Action was completed on: January 22, 2013.</p>
12-SA-42	UNC - Wilmington Dr. Ixchel Baker-Tate (910) 962-1112	<p><u>Improvements Needed in Direct Loan Notification Process</u></p> <p>As a result of this finding, the Office of Scholarships & Financial Aid conducted a thorough review of the programming used in Banner to identify and notify student and parent loan borrowers of their disbursement status in accordance with the federal regulation 34CFR section 668.165. During this review, a programmatic issue, within Banner, as well as, the policy and practice between the Office of Scholarships & Financial Aid and Student Accounts, was identified and corrected. It appears that the notification process had been transferred from Student Accounts to the Office of Scholarships & Financial Aid and the appropriate changes to the selection criteria within had not been made. The original selection criteria used the "date a loan disbursed" rather than the "net notification" when changes or adjustments were made to the loan and resulted in any subsequent disbursements. As a result of this discovery, the revised selection criteria was adjusted to include the "net notification" to ensure any loan change and/or adjustment that results in a disbursement will result in an automatic notification to the student loan borrower or parent borrower.</p> <p>In addition to the lack of proper notification to student loan borrowers and parent borrowers regarding their loan disbursements, the auditors also identified an individual who was notified of their loan disbursement outside of the specified timeframe allowable for notification (30 days). Prior practice in the Office of Scholarships & Financial Aid had been to send</p>

CORRECTIVE ACTION PLAN

For the Fiscal Year Ended June 30, 2012

Finding Number	Department/ Contact Person/ Phone Number	Corrective Action Planned
		<p>notification at the end of each month; however, no adjustment to that policy was made for those months that contained 31 days, or when the last day of the month fell on a holiday or weekend. The lack of adjustments for this particular instance resulted in at least this student not being notified within the proper timeframe of 30 days. To ensure compliance with the 30 day notification requirement for all students, the Office of Scholarships & Financial Aid policy and procedures were updated and the implementation schedule to process and send loan disbursement notifications twice per month (1st and 15th) started in September, 2012. This new policy and practice ensures that no loan disbursement notification occurs outside the allowable 30 day timeframe. In addition, this current process has been updated on the calendar of the Assistant Director responsible for processing, and the Office of Scholarships & Financial Aid Operational Calendar.</p> <p><i>Anticipated Completion Date:</i> Corrective action plan was completed on September 12, 2012.</p>
12-SA-43	<p>Wake Technical Community College</p> <p>Art Andrews (919) 866-5688</p> <p>Rita Jerman (919) 866-5701</p>	<p><u>Inadequate Reconciliation of Direct Loans to Supporting College Records</u></p> <p>The Financial Aid Office in conjunction with the Accounting Office has developed a standard reconciliation procedure to ensure that monthly reconciliations are completed as mandated by Federal regulations. In the Accounting Office an Accounting Technician initiates the reconciliation process at the end of the month by reconciling the general ledger to the financial aid award report and the monthly cash drawdowns. An excel spreadsheet containing this information is forwarded to the Financial Aid Office. The Associate Financial Aid Director reconciles financial aid award report to the Common Origination and Disbursement System and the monthly cash drawdowns. This information is then verified by the Dean Financial Aid and returned to the Accounting Office via an excel spreadsheet. The reconciliation spreadsheet is then reviewed by the Chief Accounting Officer for accuracy and maintained in a binder.</p> <p><i>Anticipated Completion Date:</i> October 18, 2012</p>
12-SA-44	<p>Wake Technical Community College</p> <p>Rita Jerman (919) 866-5701</p> <p>Regina Huggins (919) 866-5408</p>	<p><u>Student Enrollment Data Not Accurately Reported</u></p> <p>Transmission of data did occur timely. However, a misinterpretation of instructions resulted in inaccurate reporting through the use of an incorrect census date. The failure to accurately transmit student enrollment data was due to human error, specifically a misinterpretation of instructions. Changes in the workflow for submission of accurate student enrollment data via Wake Technical Community College Student Information System have been instituted.</p> <p><i>Anticipated Completion Date:</i> October 2, 2012</p>

CORRECTIVE ACTION PLAN

For the Fiscal Year Ended June 30, 2012

Finding Number	Department/ Contact Person/ Phone Number	Corrective Action Planned
12-SA-45	Public Instruction Alexis Schauss (919) 807-3701	<u>Cash Management Monitoring Needs Improvement</u> See 12-SA-23 for Corrective Action Plan.
12-SA-46	Public Instruction Donna Brown (919) 807-3443 Alexis Schauss (919) 807-3701	<u>Deficiencies in Twenty-First Century Subrecipient Monitoring Process</u> a. The Department's School Business Division's Monitoring and Compliance Section will work with the federal program staff to update the monitoring tool to include the special test requirement related to the participation of private school children. b. The Monitoring and Compliance Section will provide the federal program staff with assistance updating monitoring procedures to ensure appropriate documentation of all monitoring procedures performed, including those where indicators were met. c. The Department will update procedures as necessary to ensure appropriate review and approval of monitoring reports in a timely manner. d. The Department's Compliance and Monitoring Section plans to meet with federal program staff on a quarterly basis to verify that all planned corrective action has been implemented and is being adhered to on a consistent basis. <i>Anticipated Completion Date:</i> a. June 30, 2013 b. Ongoing c. Ongoing d. Ongoing
12-SA-47	Public Instruction Donna Brown (919) 807-3443 Alexis Schauss (919) 807-3701	<u>Inadequate Controls Over DUNS Number Requirement</u> a. The Department's School Business Division will reiterate to program staff to obtain a DUNS number from every non-ARRA subrecipient receiving funds prior to funds being disbursed to them. b. Current procedures and tracking tools will be modified to ensure the Monitoring and Compliance Section staff receives positive confirmation from all divisions that they have provided staff with all appropriate DUNS numbers. <i>Anticipated Completion Date:</i> a. June 30, 2013 b. Ongoing

CORRECTIVE ACTION PLANFor the Fiscal Year Ended June 30, 2012

Finding Number	Department/ Contact Person/ Phone Number	Corrective Action Planned
12-SA-48	Public Instruction Alexis Schauss (919) 807-3701	<u>Cash Management Monitoring Needs Improvement</u> See 12-SA-23 for Corrective Action Plan.
12-SA-49	Public Instruction Alexis Schauss (919) 807-3701	<u>Corrective Action Plans Not Obtained from Subrecipients</u> See 12-SA-1 for Corrective Action Plan.
12-SA-50	Public Instruction Alexis Schauss (919) 807-3701	<u>Cash Management Monitoring Needs Improvement</u> See 12-SA-23 for Corrective Action Plan.
12-SA-51	Public Instruction Donna Brown (919) 807-3443 Alexis Schauss (919) 807-3701	<u>Deficiencies in Title I Program Monitoring</u> See 12-SA-24 for Corrective Action Plan.
12-SA-52	Public Instruction Alexis Schauss (919) 807-3701	<u>Corrective Action Plans Not Obtained from Subrecipients</u> See 12-SA-1 for Corrective Action Plan.
12-SA-53	Public Instruction Alexis Schauss (919) 807-3701	<u>Cash Management Monitoring Needs Improvement</u> See 12-SA-23 for Corrective Action Plan.
12-SA-54	Public Instruction Alexis Schauss (919) 807-3701	<u>Corrective Action Plans Not Obtained from Subrecipients</u> See 12-SA-1 for Corrective Action Plan.
12-SA-55	Public Instruction Alexis Schauss (919) 807-3701	<u>Cash Management Monitoring Needs Improvement</u> See 12-SA-23 for Corrective Action Plan.
12-SA-56	Public Instruction Alexis Schauss (919) 807-3701	<u>Corrective Action Plans Not Obtained from Subrecipients</u> See 12-SA-1 for Corrective Action Plan.

CORRECTIVE ACTION PLAN

For the Fiscal Year Ended June 30, 2012

Finding Number	Department/ Contact Person/ Phone Number	Corrective Action Planned
12-SA-57	Public Instruction Alexis Schauss (919) 807-3701	<u>Cash Management Monitoring Needs Improvement</u> See 12-SA-23 for Corrective Action Plan.
12-SA-58	Public Instruction Alexis Schauss (919) 807-3701	<u>Cash Management Monitoring Needs Improvement</u> See 12-SA-23 for Corrective Action Plan.
12-SA-59	Public Instruction Alexis Schauss (919) 807-3701	<u>Corrective Action Plans Not Obtained from Subrecipients</u> See 12-SA-1 for Corrective Action Plan.
12-SA-60	Health and Human Services Dean Simpson (919) 527-6330	<u>Deficiencies in County Eligibility Determination Processes</u> The Work First Program Consultant (WFPC) assigned to the county completed the required follow-up for this finding on November 27, 2012 and the County Department of Social Services submitted a Program Improvement Plan to the Department as required. The error identified in the case file was corrected and the overpayment amount has been paid. In addition, the county implemented enhanced procedures in efforts to avoid future findings of this nature. The Program Improvement Plan has been closed and no further action is required. <i>Anticipated Completion Date:</i> Completed November 27, 2012
12-SA-61	Health and Human Services Scarlette Edwards (919) 855-3718	<u>Failure to Properly Report Amounts on the Schedule of Expenditures of Federal Awards (SEFA)</u> Expenditures to both subrecipients and direct recipients are recorded in the North Carolina Accounting System (NCAS) using 5361XX accounts. Currently, the NCAS account structure does not readily differentiate between subrecipient expenditures and direct recipient expenditures. The Controller's Office will confer with the Office of the State Controller to gain an understanding of the types of reports available to better identify subrecipient expenditures. The data available from these reports will be used to identify subrecipient expenditures for the State Fiscal Year (SFY) 2013 Schedule of Expenditures of Federal Awards (SEFA). Each year during the SEFA preparation, the SFY expenditures and revenues are reconciled to NCAS. However, a reclass of prior year federal expenditures to state expenditures for the Substance Abuse Prevention and Treatment Block Grant significantly decreased the amount of expenditures reported on the SEFA. All journal entries including prior year expenditure adjustments will be reviewed to ensure their impact is reported properly on the SEFA. <i>Anticipated Completion Date:</i> August 20, 2013

CORRECTIVE ACTION PLAN

For the Fiscal Year Ended June 30, 2012

Finding Number	Department/ Contact Person/ Phone Number	Corrective Action Planned
12-SA-62	Health and Human Services Scarlette Edwards (919) 855-3718	<u>Failure to Properly Report Amounts on the Schedule of Expenditures of Federal Awards (SEFA)</u> See 12-SA-61 for Corrective Action Plan.
12-SA-63	Health and Human Services Kevin Kelley (919) 334-1135	<u>Subrecipient Monitoring Process Needs Improvement</u> To determine the county's actual usage of Title IV-E Foster Care, the Child Welfare monitoring team now partners with the Division of Social Services' budget team for use of the WC 302 report, which identifies actual county expenditures of Title IV-E funding. The nine counties identified in the audit, not previously monitored, have been scheduled for onsite monitoring and are being tracked for Title IV-E expenditures. <i>Anticipated Completion Date:</i> July 1, 2013
12-SA-64	Health and Human Services Kevin Kelley (919) 334-1135	<u>Deficiencies in County Eligibility Determination Processes</u> Title IV-E training has been made available by the North Carolina Division of Social Services for State Fiscal Year (SFY) 2012-2013 to the county departments of social services. <i>Anticipated Completion Date:</i> June 30, 2013
12-SA-65	Health and Human Services Scarlette Edwards (919) 855-3718	<u>Failure to Properly Report Amounts on the Schedule of Expenditures of Federal Awards (SEFA)</u> See 12-SA-61 for Corrective Action Plan.
12-SA-66	Health and Human Services Linda Marsh (919) 814-0134	<u>Errors in Provider Billing and Payment Process</u> From the Office of State Auditor (OSA) sample totaling 125 paid claims, 9 claim payment errors were cited. Of the 9 claims identified with errors, Program Integrity (PI) identified five (5) overpayments and set up accounts receivables. Five (5) recoupment letters were sent to initiate recovery of the overpayments and to explain the errors and applicable policy to the providers to prevent further errors. One (1) has requested a reconsideration hearing. One (1) has been referred to the Medicaid Investigations Division. Three (3) overpayments have not yet been collected and remain in open status. Two (2) identified by OSA have been sent to Rate Setting for review and resolution.

CORRECTIVE ACTION PLAN

For the Fiscal Year Ended June 30, 2012

Finding Number	Department/ Contact Person/ Phone Number	Corrective Action Planned
		<p>Two (2) remain under investigation by PI.</p> <p>Medicaid 101 training is offered bi-annually to continually educate on provider billing processes. Additionally, the following mechanisms are in place to provide training to all providers as needed and on a constant basis.</p> <p>The Division of Medical Assistance (DMA) has an established escalation process so that HP Enterprises (HP) provides assistance to the provider as requested by DMA.</p> <p>Focused trainings are planned between DMA and HP annually. DMA posts upcoming training events throughout the year.</p> <p>On a case by case basis, DMA staff may request HP to provide focused training to a provider.</p> <p>HP works with various associations throughout the year such as hospital associations, teaching universities, and practice management.</p> <p>Due to the extensive appeals process for requested overpayments resolution of errors, closure of cases may take a year or more.</p> <p><i>Anticipated Completion Date:</i> December 30, 2013</p>
12-SA-67	Health and Human Services Scarlett Edwards (919) 855-3718	<p><u>Deficiencies in Cash Management Procedures</u></p> <p>The Department's review of the errors identified above which resulted in an underdraw of federal funds prove these to be isolated occurrences and not representative of daily operating controls and practices. The Department will continue to ensure that controls over the federal draw requests are operating effectively.</p> <p><i>Anticipated Completion Date:</i> Completed June 26, 2012</p>
12-SA-68	Health and Human Services Christine Coffey (919) 855-4064	<p><u>Deficiencies in County Eligibility Determination Processes</u></p> <p>The Department will follow-up on the one case cited as an error from the sample of 245 cases tested related to the Children's Health Insurance Program (CHIP). The case will be referred to the appropriate Medicaid Program Representative (MPR) for training and guidance as needed. Any deficiency related to this case will be corrected.</p> <p><i>Anticipated Completion Date:</i> June 30, 2013</p>

CORRECTIVE ACTION PLAN

For the Fiscal Year Ended June 30, 2012

Finding Number	Department/ Contact Person/ Phone Number	Corrective Action Planned
12-SA-69	Health and Human Services Shara Britt (919) 814-0192	<p><u>Deficiencies in Subrecipient Monitoring Procedures</u></p> <p>The Department's current understanding is that there is no Federal requirement for monitoring eligibility in the Children's Health Insurance Program (CHIP), except through the Payment Error Rate Measurement (PERM) program. The Medicaid Quality Control Section implemented a review of CHIP in FFY 2012 to ensure proper eligibility determinations. Since there is no federal requirement to monitor this program under MEQC, there is no federal disallowance requirement. In addition, 42 CFR 457.628 references the regulations applicable to CHIP, and 45 CFR 92 is not referenced. The Department will continue to work with the State Auditors and CMS to clarify the federal requirements and their applicability to CHIP.</p> <p>PERM/CHIP eligibility reviews will be completed in December 2013 following which a corrective action plan (CAP) will be submitted to CMS.</p> <p><i>Anticipated Completion Date:</i> December 30, 2013</p>
12-SA-70	Health and Human Services Linda Marsh (919) 814-0134	<p><u>Errors in Provider Billing and Payment Process</u></p> <p>From the Office of State Auditor (OSA) sample totaling 281 paid claims, 44 claim payment errors were cited. The Division of Medical Assistance (DMA) Program Integrity (PI) has reviewed the errors cited and determined that 6 of the claims had no errors. Action has been taken on the remaining 38 claims as indicated below.</p> <p><u>Six (6) claims listed above:</u></p> <p>Five (5) identified overpayments are point of sale pharmacy claims which are not subject to a recoupment/repayment. The methodology of wholesale acquisition cost (WAC) plus 6% was approved with an effective date of February 2, 2012; however, due to the Centers for Medicare & Medicaid Services (CMS) delay in approving the State Plan Amendment (SPA) the WAC plus 6% was not implemented until the SPA approval was granted. Point of sale rates are effective the date they are implemented; therefore, these are not rate errors. One (1) identified overpayment was a rate reduction that was effective July 7, 2011; however, CMS did not approve the reduction until after August 2011. Rather than recoup funds from the paid claims, it was negotiated with the providing industry to incorporate the reduction in the April 1, 2012 rate change. This is not an error and has already been accounted for in the State Fiscal Year (SFY) expenditures.</p> <p><u>Thirty-eight (38) remaining claims:</u></p> <p>PI identified thirty-six (36) overpayments and set up accounts receivable. Thirty-six (36) recoupment letters were sent to initiate recovery of the overpayments and to explain the error findings with applicable policy to the providers to assist with preventing further errors. Seven (7) accounts receivables have been collected. Four (4) recoupment amounts were</p>

CORRECTIVE ACTION PLAN

For the Fiscal Year Ended June 30, 2012

Finding Number	Department/ Contact Person/ Phone Number	Corrective Action Planned
		<p>modified to \$0.00 as a result of appeals. One (1) overpayment identified was for a claim that was extrapolated in a larger audit and is uncollectable as a single claim. Twenty-four (24) overpayments have not yet been collected and remain in open status.</p> <p>Two (2) claims identified as having errors by OSA are currently under review.</p> <p>Medicaid 101 training is offered bi-annually to continually educate on provider billing processes. Additionally, the following mechanisms are in place to provide training to all providers as needed and on a constant basis. DMA has an established an escalation process to enable HP Enterprise Services (HP) the ability to assist providers as requested by DMA; focused trainings are planned between DMA and HP annually; DMA now posts upcoming training events offered throughout the year; on a case by case basis, DMA staff may request HP to provide focused training to providers; and HP will work with various associations such as hospital associations, teaching universities and practice management throughout the year. Due to the extensive appeals process for requested overpayment resolution of errors, closure of cases may take a year or more.</p> <p><i>Anticipated Completion Date:</i> December 31, 2013</p>
12-SA-71	Health and Human Services David Holoman (919) 855-4226 Pyreddy Reddy (919) 855-4090	<p><u>Deficiencies in the Eligibility System Interface Process</u></p> <p>The Division of Medical Assistance (DMA) currently has a contract with Health Management Services (HMS) to perform periodic reviews of the private insurance data entered into the system by the county Departments of Social Services. DMA will work with HMS to ensure that reviews are performed regularly for compliance and accuracy. Any errors identified will be corrected timely.</p> <p><i>Anticipated Completion Date:</i> April 30, 2013</p>
12-SA-72	Health and Human Services Deborah B. Atkinson (919) 527-6029 John Alexander (919) 855-4144	<p><u>Deficiencies in Cash Management Procedures</u></p> <p>As noted by the auditors, the Treasury-State Agreement (TSA) requires that the draw be based on the expected amount of disbursements. Therefore, the TSA indicates that the draw will be an estimate. As such, it is subject to some amount of inaccuracy when compared to the actual amount of disbursements. Mitigating controls such as the revenue clearing process ensure that the estimates are reconciled with the actual disbursements. The Department will continue to ensure that controls over the federal draw requests are operating effectively. TSA was submitted for approval on June 26, 2012.</p> <p><i>Anticipated Completion Date:</i> June 26, 2012</p>

CORRECTIVE ACTION PLAN

For the Fiscal Year Ended June 30, 2012

Finding Number	Department/ Contact Person/ Phone Number	Corrective Action Planned
		<p>In addition, the Department will enhance and perform procedures to ensure proper application of drug rebate credits and adequate adjustments for undispositioned refunds in a timely and efficient manner.</p> <p><i>Anticipated Completion Date:</i> June 30, 2013</p>
12-SA-73	Health and Human Services Christine Coffey (919) 855-4064	<p><u>Deficiencies in County Eligibility Determination Processes</u></p> <p>Upon receipt of the specific case information to be provided by the Department, the Medicaid Program Representatives (MPR) will review the cases of the 35 cited errors to determine the validity of the findings. The MPR will determine the appropriate course of action based on the completed reviews. Action may include, but is not limited to: quarterly training, monthly review of random case samples, weekly phone consultation, and other directives as considered necessary.</p> <p>By June 30, 2013 cited cases will be identified, evaluated, and noted deficiencies will be corrected. The MPR for each county will follow up to ensure that each issue is addressed and that the corrective action has been implemented as planned.</p> <p><i>Anticipated Completion Date:</i> June 30, 2013</p>
12-SA-74	Health and Human Services Shara Britt / Linda Marsh (919) 814-0145	<p><u>Inadequate Follow-Up on Identified Subrecipient Errors</u></p> <p>The Department's Medicaid Quality Assurance Section conducts annual quality control reviews of recipient eligibility determinations in accordance with 42 CFR 431.800 to measure, identify and prevent errors due to erroneous eligibility determinations. As a corrective action to address errors that were identified, counties were notified of errors and their responses were tracked. Pursuant to federal regulations at 42 CFR 431.865(e), the Centers for Medicare and Medicaid Services (CMS) calculates a State's error rate and sends a Demand letter if a federal payback is required. It should be noted that CMS has not sent such a Demand letter to the Department. In addition, North Carolina participated in an MEQC pilot project, which takes the place of the traditional MEQC reviews; and these reviews are not subject to the threshold and disallowance provisions under section 1903(u) of the Act as long as the pilot continues. The Department is committed to working with the State Auditors and CMS to ensure compliance with applicable laws and rules.</p> <p>The Medicaid Program Representatives (MPRs) are copied on error reports that are sent to the counties. A county is requested to correct any specific case(s) and provide information on corrective action taken, appropriate to the error cited. The county consults with the MPR and responds with all actions taken. The MPR ensures the corrective action has been completed by the county and signs off on the designated form. Corrective action may include worker correction, training on specific policy or other follow-up as identified.</p>

CORRECTIVE ACTION PLAN

For the Fiscal Year Ended June 30, 2012

Finding Number	Department/ Contact Person/ Phone Number	Corrective Action Planned
		<p>The link to the Dear County Director of Social Services letter which details the process is:</p> <p>http://www.ncdhhs.gov/dma/dcdss/2010/011910QAreferral.pdf</p> <p>In addition, the four MPRs handling fieldwork are conducting Medicaid supervisor meetings during February 2013 to discuss issues such as implementation of the new eligibility system and policy concerns (including Quality Control findings).</p> <p><i>Anticipated Completion Date:</i> Completed</p>
12-SA-75	Health and Human Services Denise Travis (919) 855-4061	<p><u>Deficiencies in Monitoring Procedures Over Provider Eligibility and Termination Process</u></p> <p>The Division of Medical Assistance (DMA) has reviewed all of the documentation related to the Auditor's findings. DMA will develop and implement a more comprehensive monitoring plan for staff in a continued effort to reduce the frequency of future errors and omissions. An emphasis will be placed on peer review monitoring to ensure all staff and service providers are knowledgeable of all provider participation requirements.</p> <p><i>Anticipated Completion Date:</i> June 30, 2013</p>
12-SA-76	Health and Human Services Debbie Pittard (919) 814-0145	<p><u>Deficiencies with Program Integrity Functions</u></p> <p>Program Integrity will continue to pursue a case management application. Pending success of the current initiative, the application should be available for use by December 30, 2013. In the interim, additional controls have been implemented to monitor the cases referred to the Medicaid Investigations Division (MID). A quality control process for vendors conducting post payment review was written and implemented in September 2012.</p> <p>In addition, a spreadsheet has been created of all active MID referrals that tracks all correspondence and action taken on these cases.</p> <p><i>Anticipated Completion Date:</i> December 31, 2013</p>
12-SA-77	Health and Human Services David Holoman / Pyreddy Reddy (919) 855-4226	<p><u>Deficiencies in Access Control Over the Medicaid Management Information System</u></p> <p>The Division of Medical Assistance (DMA) has added additional security to the legacy Medicaid Management Information System (MMIS). The modifications bring the security requirements in compliance with the statewide information technology standards.</p> <p><i>Anticipated Completion Date:</i> February 5, 2013</p>

CORRECTIVE ACTION PLAN

For the Fiscal Year Ended June 30, 2012

Finding Number	Department/ Contact Person/ Phone Number	Corrective Action Planned
12-SA-78	Health and Human Services Scarlette Edwards (919) 855-3718	<p><u>Deficiencies in Cash Management Procedures</u></p> <p>Although an error in the draw was made, existing internal controls detected the error the next day. The Department self-corrected the error before any negative impact to federal cash management reporting or to the Department's accounting records could occur. The Department will continue to monitor and utilize internal controls to ensure that federal draws are only requested to fund actual expenditures.</p> <p><i>Anticipated Completion Date:</i> Completed October 18, 2011</p> <p>As to advance payments, the Department had previously received approval from the Federal awarding agency to grant advances in 1999 and again in 2010 and had received no notice of change in the awarding agency's position. However, the Department will modify procedures to reflect current Federal policy regarding advance payments for the HIV CARE Formula Grant. Unless specific approval is received from the Federal authority, advance payments to subrecipients will no longer be made.</p> <p><i>Anticipated Completion Date:</i> Completed October 18, 2011</p>
12-SA-79	Health and Human Services Allen Hawks (919) 707-5076	<p><u>Deficiencies in Eligibility Determinations</u></p> <p>Random sampling of 50 records will occur every quarter in order to ensure all required information is maintained in the client file. If errors are found in the first 50 records, an additional 20 records will be randomly sampled to search for commonalities. The results of the quarterly sampling will be documented and maintained.</p> <p>Meetings will be held with program staff to determine and assess the best process to determine when a client's eligibility status changes. Any necessary modifications to the process will be made to ensure eligibility determination documentation is maintained and that only eligible participants receive services.</p> <p><i>Anticipated Completion Date:</i> June 30, 2013</p>
12-SA-80	Health and Human Services John Peebles (919) 715-6737	<p><u>Deficiencies with the Drug Discount Program</u></p> <p>The Department is consulting with the pharmaceutical wholesale vendor to strengthen the current process of checking drug pricing. The vendor currently checks to verify all contract prices are loaded into the program eligibility file on a quarterly basis. The vendor is adding an additional contract price audit to more efficiently capture price variations and ensure accurate pricing. In addition, the Department is also examining methods to strengthen monthly pricing checks currently in place.</p> <p>An ongoing relationship with the dispensing pharmacy vendor will continue in order to 1) strengthen their internal process for Medicaid eligibility cross</p>

CORRECTIVE ACTION PLAN

For the Fiscal Year Ended June 30, 2012

Finding Number	Department/ Contact Person/ Phone Number	Corrective Action Planned
		checks and 2) improve the process for receiving reimbursement from Medicaid when ADAP clients are found to be Medicaid eligible.
		<i>Anticipated Completion Date:</i> June 30, 2013
12-SA-81	Health and Human Services Bill Scott (919) 715-7774	<u>Monitoring Procedures Need Improvement</u> The Division of Mental Health and Developmental Disabilities and Substance Abuse Services (DMH/DD/SAS) has initiated steps to assure proper follow up of findings on questionable activities by combining the existing plan of processing corrections for Local Management Entity/Managed Care Organization (LME/MCO) programs and providers' monitoring with the financial monitoring area of the LME/MCOs' fiscal operations. The Division has also implemented a change in the methodology used in the generation of reports and the selection process for the review of providers. <i>Anticipated Completion Date:</i> June 30, 2013
12-SA-82	Health and Human Services Bill Scott (919) 715-7774	<u>Noncompliance with DUNS Number Requirement</u> The Department recognizes the requirement to have a valid DUNS number on file for all sub-recipients. The Division of Mental Health and Developmental Disabilities and Substance Abuse Services has included this requirement in the revised Local Management Entity/Managed Care Organization (LME/MCO) contract. The revised LME/MCO contract will be forwarded to the Department of Health and Human Services Procurement Contract Services for review and approval. <i>Anticipated Completion Date:</i> June 30, 2013
12-SA-83	Health and Human Services Scarlette Edwards (919) 855-3718	<u>Failure to Properly Report Amounts on the Schedule of Expenditures of Federal Awards (SEFA)</u> See 12-SA-61 for Corrective Action Plan.
12-SA-84	Health and Human Services Brenda Nance / Tracy Gray (919) 212-3222	<u>Noncompliance with Consultative Examination Costs</u> As an exception to regular practice, the Department had a verbal agreement with a medical service provider to reimburse at a flat fee of \$82.32 for the cited examination rather than the regular Medicaid/Medicare reimbursement rate. As of March 1, 2012, the Department has eliminated this practice with the provider. All service providers will be charged the normal Medicaid/Medicare reimbursement rate. In addition, the Department will take action to recoup the questioned cost from the service provider overpaid.

CORRECTIVE ACTION PLAN

For the Fiscal Year Ended June 30, 2012

Finding Number	Department/ Contact Person/ Phone Number	Corrective Action Planned
		<p>In February 2012 the Department implemented procedures to strengthen internal controls regarding authorization changes to consultative examinations. The Department will take action to recoup the cited cost from the appropriate consultative provider.</p> <p><i>Anticipated Completion Date:</i> May 31, 2013</p>
12-SA-85	Health and Human Services Clothilda Brown (919) 212-3222	<p><u>Deficiencies in Maintaining Vendor File</u></p> <p>The Department is in the process of cleaning and purging the Vendor File due to its anticipated expansion. Disability Determination Services staff members are working in collaboration with the Division of Information Resource Management (DIRM) to check and correct all classifications of vendor providers in the file to ensure only approved vendors will be selected to perform services and receive payment for those services. In the interim, the Department will implement additional internal controls to prevent scheduling with providers no longer on the consultative examinations panel.</p> <p><i>Anticipated Completion Date:</i> August 30, 2013</p>
12-SA-86	Public Safety Bob Brinson (919) 716-3501	<p><u>Deficiencies in Internal Control Over Access to Public Assistance Management System</u></p> <p>Emergency Management Public Assistance will have a formal process for granting and changing access rights in PAMS and the Department will conduct semi-annual reviews of user access levels for PAMS.</p> <p><i>Anticipated Completion Date:</i> July 1, 2013</p>
12-SA-87	Public Safety Marvin Mervin (919) 716-3589	<p><u>Review of Subrecipient Audit Reports Needs Improvement</u></p> <p>The Controller's Office staff will analyze the procedure for reviewing the subrecipient audit reports. The procedure will be modified to strengthen the review process to ensure required audit reports are received and include the report on compliance.</p> <p><i>Anticipated Completion Date:</i> December 1, 2013</p>
12-SA-88	Public Safety Mike Sprayberry (919) 825-2291	<p><u>Subrecipient Monitoring Needs Improvement</u></p> <p>Emergency Management Public Assistance staff will separately identify to each subrecipient, and document at the time of the sub-award, the Catalog of Federal Domestic Assistance (CFDA) title and number, award name and number, and name of the federal awarding agency and ensure the subrecipients provide a valid DUNS number prior to issuing the sub award.</p> <p><i>Anticipated Completion Date:</i> July 1, 2013</p>

ORDERING INFORMATION

Audit reports issued by the Office of the State Auditor can be obtained from the web site at www.ncauditor.net. Also, parties may register on the web site to receive automatic email notification whenever reports of interest are issued. Otherwise, copies of audit reports may be obtained by contacting the:

Office of the State Auditor
State of North Carolina
2 South Salisbury Street
20601 Mail Service Center
Raleigh, North Carolina 27699-0601

Telephone: 919/807-7500

Facsimile: 919/807-7647

The planning and compilation of the statewide federal compliance procedures for the *Single Audit Report* required 1,011 audit hours at an approximate cost of \$72,792. The cost represents .00031% of the State's total federal awards expended of \$23.4 billion and .00034% of the \$21.4 billion in major program expended awards subjected to audit.

The hours and related costs of audits at individual state entities to support the independent auditor's reports contained herein are included in audit reports issued for those entities.