

# STATE OF NORTH CAROLINA

OFFICE OF THE STATE AUDITOR  
BETH A. WOOD, CPA



## RALEIGH, NORTH CAROLINA FINANCIAL STATEMENTS FOR THE YEAR ENDED JUNE 30, 2019

A DEPARTMENT OF THE STATE OF NORTH CAROLINA



**NC OSA**  
The Taxpayers' Watchdog



**Beth A. Wood, CPA  
State Auditor**

# TABLE OF CONTENTS

---

	PAGE
REPORT OF INDEPENDENT AUDITORS.....	1
MANAGEMENT’S DISCUSSION AND ANALYSIS .....	3
BASIC FINANCIAL STATEMENTS	
EXHIBITS	
A-1 BALANCE SHEET – GOVERNMENTAL FUND .....	7
A-2 STATEMENT OF REVENUES, EXPENDITURES, AND CHANGES IN FUND BALANCE – GOVERNMENTAL FUND.....	8
NOTES TO THE FINANCIAL STATEMENTS.....	9
REQUIRED SUPPLEMENTARY INFORMATION	
C-1 SCHEDULE OF REVENUES, EXPENDITURES, AND CHANGES IN UNRESERVED FUND BALANCE – BUDGET AND ACTUAL – (BUDGETARY BASIS – NON-GAAP) .....	30
NOTES TO THE REQUIRED SUPPLEMENTARY INFORMATION – BUDGET INFORMATION.....	31
OTHER INFORMATION .....	32



Fayetteville Road Office Park  
6114 Fayetteville Road, Suite 101  
Durham, North Carolina 27713

919/ 544-0555 Phone  
919/ 544-0556 Fax  
866/ 956-5544 Toll Free

Certified Public Accountants  
and Consultants

To the North Carolina  
Office of the State Auditor  
Raleigh, North Carolina

## **Report on the Financial Statements**

We have audited the accompanying financial statements of the North Carolina Office of the State Auditor (the "Office") which comprise the balance sheet as of June 30, 2019, and the related statement of revenues, expenditures, and changes in fund balance for the year then ended, and the related notes to the financial statements.

## **Management's Responsibility for the Financial Statements**

Management is responsible for the preparation and fair presentation of these financial statements in accordance with accounting principles generally accepted in the United States of America; this includes the design, implementation, and maintenance of internal control relevant to the preparation and fair presentation of financial statements that are free from material misstatement, whether due to fraud or error.

## **Auditor's Responsibility**

Our responsibility is to express an opinion on these financial statements based on our audit. We conducted our audit in accordance with auditing standards generally accepted in the United States of America. Those standards require that we plan and perform the audit to obtain reasonable assurance about whether the financial statements are free from material misstatement.

An audit involves performing procedures to obtain audit evidence about the amounts and disclosures in the financial statements. The procedures selected depend on the auditor's judgment, including the assessment of the risks of material misstatement of the financial statements, whether due to fraud or error. In making those risk assessments, the auditor considers internal control relevant to the entity's preparation and fair presentation of the financial statements in order to design audit procedures that are appropriate in the circumstances, but not for the purpose of expressing an opinion on the effectiveness of the entity's internal control. Accordingly, we express no such opinion. An audit also includes evaluating the appropriateness of accounting policies used and the reasonableness of significant accounting estimates made by management, as well as evaluating the overall presentation of the financial statements.

We believe that the audit evidence we have obtained is sufficient and appropriate to provide a basis for our audit opinion.

## Opinion

In our opinion, the financial statements referred to above present fairly, in all material respects, the financial position of the Office as of June 30, 2019, and the results of its operations for the year then ended in accordance with accounting principles generally accepted in the United States of America.

## Other Matters

### *Required Supplementary Information*

Accounting principles generally accepted in the United States of America require that the management's discussion and analysis on pages 3 through 7 be presented to supplement the basic financial statements. Such information, although not a part of the basic financial statements, is required by the Government Accounting Standards Board, who considers it to be an essential part of financial reporting for placing the basic financial statements in an appropriate operational, economic, or historical context. We have applied certain limited procedures to the required supplementary information in accordance with auditing standards generally accepted in the United States of America, which consisted of inquiries of management about the methods of preparing the information and comparing the information for consistency with management's responses to our inquiries, the basic financial statements, and other knowledge we obtained during our audit of the basic financial statements. We do not express an opinion or provide any assurance on the information because the limited procedures do not provide us with sufficient evidence to express an opinion or provide any assurance.


### *Supplementary and Other Information*

Our audit was conducted for the purpose of forming an opinion on the basic financial statements of the Office as a whole. The schedule of revenues, expenditures, and changes in unreserved fund balance - budget and actual (the "budget and actual") is presented for purposes of additional analysis and is not a required part of the financial statements. The budget and actual are the responsibility of management and were derived from and relate directly to the underlying accounting and other records used to prepare the financial statements. The information has been subjected to the auditing procedures applied in the audit of the financial statements and certain additional procedures, including comparing and reconciling such information directly to the underlying accounting and other records used to prepare the financial statements or to the financial statements themselves, and other procedures in accordance with auditing standards generally accepted in the United States of America. In our opinion, the information is fairly stated in all material respects in relation to the basic financial statements as a whole.

*Thomas S. Gibbs CMA, PCC*

Durham, North Carolina

September 30, 2020



# **MANAGEMENT'S DISCUSSION AND ANALYSIS**

The following is a narrative overview and analysis of the North Carolina Office of the State Auditor's financial performance for the fiscal year ended June 30, 2019. Please read it in conjunction with the financial statements which follow this section.

### **Discussion of the Basic Financial Statements**

The North Carolina Office of the State Auditor (Office) is a part of the State of North Carolina (State) and is not a separate legal or reporting entity. The Office's accounts and transactions are included in the State of North Carolina's *Comprehensive Annual Financial Report (CAFR)* as a part of the State's General Fund.

The accompanying financial statements are presented in accordance with accounting principles generally accepted in the United States of America as prescribed by the Governmental Accounting Standards Board (GASB). GASB Statement No. 34, *Basic Financial Statements – and Management's Discussion and Analysis – for State and Local Governments* requires the presentation of both government-wide and fund level financial statements. The financial statements presented are governmental fund financial statements of the Office. Because the Office is not a separate entity, government-wide financial statements are not prepared.

Governmental fund financial statements are reported using the current financial resources measurement focus and the modified accrual basis of accounting. Revenues are recognized as soon as they are both measurable and available. Revenues are considered to be available when they are collectible within the current period or soon enough thereafter to pay liabilities of the current period. For this purpose, the State considers revenues to be available if they are collected within 31 days of the end of the current fiscal period. Expenditures generally are recorded when a liability is incurred.

Cash and cash equivalents are not presented on the current year financial statements due to a change in the method in which the cash carryforward process is handled at state agencies. Beginning in fiscal year 2016, state agencies no longer record approved carryforward funds. The agency carryforward is now recorded in a reserve account at the North Carolina Office of State Budget and Management.

Since capital asset and long-term liability accounts relating to governmental funds are reported only in the governmental activities column of the government-wide financial statements, these amounts are not included in the financial statements of the Office. However, amounts are reported in the notes to the financial statements.

### **Financial Condition**

The Office continues to strategically optimize positions geographically and divisionally based on changing workloads and priorities. As a result, total revenues were slightly lower. Furthermore, the Office utilized additional contract services driving an increase in total expenditures. The Office expects to continue to efficiently manage resources to optimize output.

**Condensed Data**

See the following for comparative condensed financial information.

**Condensed Balance Sheets  
Governmental Fund**

	6/30/2019	6/30/2018
Total Assets and Deferred Outflows of Resources	\$ 2,180,083.13	\$ 1,842,848.24
Liabilities, Deferred Inflows of Resources, and Fund Balance:		
Total Liabilities	\$ 97,710.41	\$ 195,390.12
Total Deferred Inflows of Resources	2,029,474.50	1,604,688.50
Fund Balance:		
Nonspendable:		
Inventories	18,614.13	22,529.24
Unassigned	34,284.09	20,240.38
Total Fund Balance	52,898.22	42,769.62
Total Liabilities, Deferred Inflows of Resources, and Fund Balance	\$ 2,180,083.13	\$ 1,842,848.24

**Condensed Statements of Revenues, Expenditures, and  
Changes in Fund Balance  
Governmental Fund**

	Fiscal Year Ended 6/30/19	Fiscal Year Ended 6/30/18
Revenues:		
Total Revenues	\$ 6,299,610.11	\$ 6,371,939.12
Expenditures:		
Personal Services and Employee Benefits	15,075,263.96	14,770,691.78
Contracted Audits and Services	1,086,285.17	806,967.44
Supplies and Materials	32,600.61	23,427.45
Travel	256,400.87	291,308.51
Communications	83,029.56	47,142.95
Utilities	5,412.66	6,156.81
Data Processing Service	85,474.65	61,741.54
Employee Education	238,647.07	189,746.99
Other Services	14,474.32	18,860.26
Rent of Property and Equipment	71,813.96	65,198.97
Service and Maintenance	406,347.87	175,048.01
Other Fixed Charges	67,553.18	60,146.01
Insurance and Bonding	3,109.39	2,907.20
Capital Outlay	1,374,027.60	346,347.97
Total Expenditures	18,800,440.87	16,865,691.89
Deficiency of Revenues Under Expenditures	(12,500,830.76)	(10,493,752.77)
Other Financing Sources (Uses):		
State Appropriations	12,494,888.78	10,701,447.92
Transfers In	227,564.00	574,552.56
Transfers Out	(211,543.42)	(303,095.85)
Sale of Surplus Property	50.00	50.00
Total Other Financing Sources	12,510,959.36	10,972,954.63
Net Change in Fund Balance	10,128.60	479,201.86
Fund Balance Beginning of Year	42,769.62	(436,432.24)
Fund Balance End of Year	\$ 52,898.22	\$ 42,769.62

### Comparative Data and Variances

Total assets and deferred outflows of resources increased approximately \$337,235 during the current fiscal year. This increase is attributable to an increase in due from other funds and due from component units. These accounts represent amounts billed to audit clients for audit work performed during the last quarter of the fiscal year. Fourth quarter billings for fiscal year 2019 increased due to a shift in resources. In the prior fiscal year, audit staff completed fiscal year 2017 agency financial statement audit work well into the fourth quarter; this audit work is not billable. In fiscal year 2019, audit staff were able to work on and complete the fiscal year 2018 agency financial statement audit work well ahead of the previous year's schedule and were therefore available to begin work on the next audit cycle, which included billable audit work.

Total liabilities decreased approximately \$97,680 due to decreases in due to other funds and accounts payable. Items typically included in due to other funds include payables to other state agencies; these items were reclassified to accounts payable in the current fiscal year per instruction by the Office of the State Controller. Accounts payable includes all automated accruals for goods or services received before June 30, but not paid until shortly after fiscal year end. Fewer accruals were processed in fiscal year 2019 than in the prior fiscal year.

The increase in unavailable revenue (audit fees for the fourth quarter) is directly related to the increase in the accounts receivable accounts discussed above in the first paragraph.

Contracted audits and services increased during the 2019 fiscal period by approximately \$279,318. Several new or one-time reviews or projects occurred during fiscal year 2019. This account varies year-to-year, depending on the amount of contract work that is necessary to assist with our audits or meet legislative requests.

Expenditures for service and maintenance increased by approximately \$231,300 during fiscal year 2019 primarily due to an increase in expenses for maintenance agreements for software and equipment. This increase directly relates to the increase in capital outlay discussed below.

Capital outlay increased primarily due to the costs of information technology infrastructure upgrades that occurred during fiscal year 2019. The Office purchased new backup servers for Data Analytics and our Data Center. Computer equipment was updated for all staff. The majority of the increase in this account relates to software, including an upgrade to Microsoft Office 365, licenses for ACL Robotics, a next-level data automation software to be used by our Data Analytics team, and the necessary software for the new data backup solutions.

State appropriations increased by approximately \$1,793,441. This increase is directly related to the increase in total expenditures for the fiscal year. Revenues stayed at the same level, making it necessary for the Office to spend more state appropriations to cover the increase in expenditures. A decrease in the transfers in account was due to the Office requesting less in our fiscal year 2019 carryforward as compared to the prior year. The carryforward represents unspent appropriations for specifically identified expenditures that will be paid in the next fiscal year.

Net change in fund balance decreased by approximately \$469,073. This decrease is primarily due to the increases in the expenditure categories and state appropriations as described above.



### Capital Asset Activity

Overall, little activity occurred during fiscal year 2019 for capital assets. See Note 2 for more information.

### Long-Term Liability Activity

No significant changes occurred during fiscal year 2019 for long-term liability accounts. See note 3 for more information.

### Budget Variations

Data for the budget variations is presented in the Required Supplementary Information section of this report, Schedule C-1: Schedule of Revenues, Expenditures, and Changes in Unreserved Fund Balance-Budget and Actual (Budgetary Basis-Non-GAAP).

#### *Variations – Original and Final Budget:*

The final budgets for personal services and employee benefits were \$2,815,951 less than the original budgets. Lapsed salaries are generated from vacant positions throughout the year. Budgeted funds were moved from personal services and employee benefits accounts to purchased services or equipment accounts to cover non-personnel related expenditures.

The final budget for contracted audits and services increased by \$762,730. This account varies year-to-year, depending on the amount of contract work that is necessary to assist with our audits or meet legislative requests. Original budgets are usually not enough to cover these expenditures each year, and lapsed salaries generated are moved to this account. Several new or one-time reviews/projects occurred during FY 2019 which required OSA to hire specialists.

The final budget for maintenance agreements increased by \$311,606 from the original budget. OSA purchased two data backup solutions for our Data Analytics and Data Center servers last fiscal year. The hardware and software support costs for the backup solutions are included in the service and maintenance accounts, resulting in an increase for maintenance agreements.

The final budget for equipment and intangible assets increased by \$1,585,609. New laptops were purchased during the fiscal year to upgrade the computers of all staff. The Office also upgraded to Microsoft Office 365, resulting in increased software costs. In addition, several new software solutions were purchased.

#### *Variations – Final Budget and Actual Results:*

Actual total revenue collected from the reimbursement accounts was \$170,475 above budgeted revenue amounts. These two accounts represent amounts collected from the agencies or component units in which the Office performs audits. These two accounts are difficult to budget due to the timing of the audit work and billings, which vary year-to-year.


Contracted audits and services expenditures were \$604,270 below the budgeted amount. All contracts have different expiration dates, and most cross between fiscal years. While lapsed

salaries were moved to cover amounts encumbered for contracts, some contract invoices were not received before fiscal year end, resulting in budget remaining in the contracts account.

The amount of state appropriations expended during the fiscal year was \$1,478,711 below the budgeted amount. This total is the amount of State Appropriations unused at year-end that is reverted back to the General Fund.

### **Economic Outlook**

The budget for the 2019-2020 period has not yet been approved, but we anticipate that the Legislative action for the 2019-2020 period for the Office will remain relatively constant.



# **FINANCIAL STATEMENTS**

**North Carolina Office of the State Auditor**  
**Balance Sheet**  
**Governmental Fund - General Fund**  
**June 30, 2019**

**Exhibit A-1**

**ASSETS**

Due from Other Funds	\$ 1,494,680.50
Due from Component Units	666,788.50
Inventories	18,614.13
	<hr/>
Total Assets	2,180,083.13

**DEFERRED OUTFLOWS OF RESOURCES**

	<hr/>
	0.00

Total Assets and Deferred Outflows of Resources	\$ 2,180,083.13
---	-----------------

**LIABILITIES**

Due to Employees	\$ 6,224.81
Accounts Payable	91,485.60
	<hr/>
Total Liabilities	97,710.41

**DEFERRED INFLOWS OF RESOURCES**

Unavailable Revenue	<hr/>
	2,029,474.50

**FUND BALANCE**

Nonspendable:	
Inventories	18,614.13
Unassigned	34,284.09
	<hr/>
Total Fund Balance	52,898.22

Total Liabilities, Deferred Inflows of Resources, and Fund Balance	<hr/> <hr/>
	\$ 2,180,083.13

The accompanying notes to the financial statements are an integral part of this statement.

**North Carolina Office of the State Auditor  
Statement of Revenues, Expenditures, and Changes in Fund Balance  
Governmental Fund - General Fund  
For the Fiscal Year Ended June 30, 2019**

**Exhibit A-2**

**REVENUES**

Audit Fees	\$ 6,297,677.00
Miscellaneous Income	1,933.11
	<hr/>
Total Revenues	6,299,610.11


**EXPENDITURES**

Personal Services and Employee Benefits	15,075,263.96
Contracted Audits and Services	1,086,285.17
Supplies and Materials	32,600.61
Travel	256,400.87
Communications	83,029.56
Utilities	5,412.66
Data Processing Service	85,474.65
Employee Education	238,647.07
Other Services	14,474.32
Rent of Property and Equipment	71,813.96
Service and Maintenance	406,347.87
Other Fixed Charges	67,553.18
Insurance and Bonding	3,109.39
Capital Outlay	1,374,027.60
	<hr/>
Total Expenditures	18,800,440.87
	<hr/>
Deficiency of Revenues Under Expenditures	(12,500,830.76)

**OTHER FINANCING SOURCES (USES):**

State Appropriations	12,494,888.78
Transfers In - Carryforward	227,564.00
Transfers Out:	
Office of State Budget and Management - Carryforward	(194,339.00)
Office of the State Controller - DCAP	(17,204.42)
Sale of Surplus Property	50.00
	<hr/>
Total Other Financing Sources	12,510,959.36
	<hr/>
Net Change in Fund Balance	10,128.60
	<hr/>
Fund Balance, July 1, 2018	42,769.62
	<hr/>
Fund Balance, June 30, 2019	\$ 52,898.22

The accompanying notes to the financial statements are an integral part of this statement.



# **NOTES TO THE FINANCIAL STATEMENTS**

## NOTE 1 - SIGNIFICANT ACCOUNTING POLICIES

- A. Organization** - The North Carolina Office of the State Auditor (Office) is a part of the State of North Carolina and is not a separate legal or reporting entity. The Office performs an array of work, including financial statement audits, financial-related audits, performance audits, information technology audits, and special investigations.
- B. Financial Reporting Entity** - The concept underlying the definition of the financial reporting entity is that elected officials are accountable to their constituents for their actions. As required by accounting principles generally accepted in the United States of America (GAAP), the financial reporting entity includes both the primary government and all of its component units. An organization other than a primary government serves as a nucleus for a reporting entity when it issues separate financial statements. The Office is a part of the State of North Carolina and an integral part of the State's *Comprehensive Annual Financial Report*.

The accompanying financial statements present all funds belonging to or under the stewardship of the Office. The Office's accounts and transactions are included in the State's *Comprehensive Annual Financial Report* as part of the State's governmental funds.

- C. Basis of Presentation** - The Office's records are maintained on a cash basis throughout the year, but adjustments are made at fiscal year end to convert to GAAP for government entities. The financial statements are prepared according to GAAP as follows:

The accompanying financial statements are presented in accordance with accounting principles generally accepted in the United States of America as prescribed by the Governmental Accounting Standards Board (GASB). GASB Statement No. 34, *Basic Financial Statements – and Management's Discussion and Analysis – for State and Local Governments* requires the presentation of both government-wide and fund level financial statements. The financial statements presented are governmental fund financial statements of the Office. Because the Office is not a separate entity, government-wide financial statements are not prepared.

The Office's financial statements consist of the following governmental fund:

**General Fund** - This is the Office's primary operating fund. It accounts for all financial resources of the Department.

- D. Measurement Focus and Basis of Accounting** - Governmental fund financial statements are reported using the current financial resources measurement focus and the modified accrual basis of accounting. Revenues are recognized as soon as they are both measurable and available. Revenues are considered to be available when they are collectible within the current period or soon enough thereafter to pay liabilities of the current period. For this purpose, the Office considers

revenues to be available if they are collected within 31 days of the end of the current fiscal period. Expenditures generally are recorded when a liability is incurred, except for compensated absences which are recognized as expenditures when payment is due. Pension and other postemployment benefit contributions to cost-sharing plans are recognized as expenditures in the period to which the payment relates, even if payment is not due until the subsequent period.

Since capital asset and long-term liability accounts relating to governmental funds are reported only in the governmental activities column of the government-wide financial statements, these amounts are not included in the financial statements of the Office. However, amounts are reported in the Notes to the Financial Statements.

- E. Due From Other Funds and Component Units** - These classifications are composed of amounts due from other funds or component units of the State of North Carolina for audit fees. All amounts are considered collectible and therefore, no allowance for doubtful accounts is recorded.
- F. Inventories** - Inventories, consisting of general supplies and materials, are valued at cost using last invoice cost method. Inventories are recorded as expenditures when consumed rather than when purchased. In the fund financial statements, inventories are offset in a nonspendable fund balance account to indicate that they are not available for appropriation and are not expendable available financial resources.
- G. Deferred Inflows of Resources** - In addition to liabilities, the Balance Sheet reports a separate section for deferred inflows of resources. This separate financial statement element, deferred inflows of resources, represents an acquisition of fund balances that applies to a future period(s) and so will not be recognized as an inflow of resources until then. The Office has unavailable revenues that qualify for reporting in the category from audit fees.
- H. Vacation and Sick Leave** - Employees earn vacation leave ranging from 1.17 to 2.17 days per month depending upon years of service. There is no requirement that vacation leave be taken; however, the maximum permissible accumulation of unused vacation leave which can be carried forward each January 1 or for which an employee can be paid upon termination of employment with the State is 30 days. Under this policy, the accumulated vacation leave for each employee at each June 30 would equal the leave carried forward at the previous December 31 plus the leave earned and less the leave taken between January 1 and June 30. Also, any accumulated vacation leave in excess of 30 days at December 31 is converted to sick leave.

There is a category of special “annual bonus leave” that was awarded by the General Assembly in prior years. These unused bonus leave balances could be retained by employees and transferred into the next calendar year. It was not subject to the limitation on annual leave carried forward described above and was not subject to conversion to sick leave.



Employees earn sick leave at the rate of one day per month with an unlimited accumulation. Employees are not paid for accumulated sick leave upon termination; however, additional service credit for retirement pension benefits is given for accumulated sick leave upon retirement. The State has no obligation to pay sick leave upon termination or retirement.

- I. **Fund Balance** - Fund balance for governmental funds is reported in the following classifications depicting the relative strength of the constraints that control how specific amounts can be spent.

The nonspendable fund balance classification includes amounts that cannot be spent because they represent inventories that are not available for appropriation and are not expendable available financial resources.

Unassigned fund balance is the residual classification for the General Fund. Other governmental funds cannot report positive unassigned fund balance but can report negative unassigned fund balance if expenditures incurred for specific purposes exceeded the amounts restricted or committed to those purposes.

Expenditures are considered to be made from the most restrictive resource (i.e., restricted, committed, assigned, and unassigned in that order) when more than one fund balance classification is available for use.

**NOTE 2 - CAPITAL ASSETS**

Purchases of capital assets are reported as expenditures in governmental funds. Consequently, capital asset balances are not reported on the face of the financial statements. In accordance with Office of the State Controller policy, assets that have a value of \$5,000 or more when acquired and a useful life of more than one year are recorded in the accounting system for statewide reporting purposes.

Depreciation, which is recorded at the statewide level, is computed using the straight-line method over the estimated useful lives of the assets, generally 2 to 30 years for equipment including furniture and data processing systems.

A summary of changes in the Office’s capital asset balances is presented as follows:

	Balance July 1, 2018	Increases	Decreases	Balance June 30, 2019
Capital Assets, Depreciable:				
Equipment	\$ 1,816,911.08	\$ 139,632.31	\$ 200,708.34	\$ 1,755,835.05
Total Capital Assets, Depreciable	<u>1,816,911.08</u>	<u>139,632.31</u>	<u>200,708.34</u>	<u>1,755,835.05</u>
Less Accumulated Depreciation for:				
Equipment	590,153.06	77,605.90	99,164.22	568,594.74
Total Accumulated Depreciation	<u>590,153.06</u>	<u>77,605.90</u>	<u>99,164.22</u>	<u>568,594.74</u>
Total Capital Assets, Depreciable, Net	<u>\$ 1,226,758.02</u>	<u>\$ 62,026.41</u>	<u>\$ 101,544.12</u>	<u>\$ 1,187,240.31</u>

**NOTE 3 - CHANGES IN LONG-TERM LIABILITIES**

General long-term liabilities are not recognized in governmental funds until they become due. Consequently, general long-term liabilities not yet due are not reported on the face of the financial statements.

The general long-term liabilities are composed of unused vacation and bonus leave, matching benefits for retirement and social security, net pension liability, net other postemployment benefit (OPEB) liability, and workers' compensation.

The net pension liability represents the Office's proportionate share of the collective net pension liability reported in the State of North Carolina's 2018 *Comprehensive Annual Financial Report*. This liability represents the Office's portion of the collective total pension liability less the fiduciary net position of the Teachers' and State Employees' Retirement System. See Note 6 for further information regarding the Office's liabilities, expenses, deferred outflows of resources, and deferred inflows of resources related to pensions.

The net OPEB liability represents the Office's proportionate share of the collective net OPEB liability reported in the State of North Carolina's 2018 *Comprehensive Annual Financial Report*. This liability represents the Office's portion of the collective total OPEB liability less the fiduciary net position of the Retiree Health Benefit Fund. See Note 7 for further information regarding the Office's policies for recognizing liabilities, expenses, deferred outflows of resources, and deferred inflows of resources related to OPEB.

A summary of changes in long-term liabilities is presented as follows:

	Balance July 1, 2018	Additions	Reductions	Balance June 30, 2019	Due Within One Year
Compensated Absences	\$ 1,483,007.00	\$ 1,198,581.00	\$ 909,404.00	\$ 1,772,184.00	\$ 83,469.87
Net Pension Liability	6,152,366.00	1,624,335.00	0.00	7,776,701.00	0.00
Net Other Post Employment Benefit Liability	22,756,790.00	0.00	3,544,935.00	19,211,855.00	0.00
Workers' Compensation	0.00	1,000.00	0.00	1,000.00	0.00
<b>Total Long-Term Liabilities</b>	<b>\$ 30,392,163.00</b>	<b>\$ 2,823,916.00</b>	<b>\$ 4,454,339.00</b>	<b>\$ 28,761,740.00</b>	<b>\$ 83,469.87</b>

**NOTE 4 - OPERATING LEASES**

The Office entered into operating leases for office space and equipment. Future minimum lease payments under noncancelable operating leases consist of the following at June 30, 2019:

Fiscal Year	Amount
2020	60,154.08
2121	49,389.47
<b>Total Minimum Lease Payments</b>	<b>\$ 109,543.55</b>

Rental expense for all operating leases during the year was \$71,831.96.

**NOTE 5 - AUDIT FEES**

The Office performs federal compliance audits as specified in Uniform Guidance. State agencies, universities, and community colleges are billed for the federal compliance audit work performed on a cost reimbursement basis. Additionally, the Office bills colleges and universities for the cost of their financial statement audits as required by law. The Office performs certain other audits on a cost reimbursement basis as required by law.

**NOTE 6 - PENSIONS PLANS****A. Teachers' and State Employees' Retirement System**

*Plan Administration:* The State of North Carolina administers the Teachers' and State Employees' Retirement System (TSERS) plan. This plan is a cost-sharing, multiple-employer, defined benefit pension plan established by the State to provide pension benefits for general employees and law enforcement officers (LEOs) of the State, general employees and LEOs of its component units, and employees of Local Education Agencies (LEAs) and charter schools not in the reporting entity. Membership is comprised of employees of the State (state agencies and institutions), universities, community colleges, and certain proprietary component units along with the LEAs and charter schools that elect to join the Retirement System. Benefit provisions are established by General Statute 135-5 and may be amended only by the North Carolina General Assembly.

*Benefits Provided:* TSERS provides retirement and survivor benefits. Retirement benefits are determined as 1.82% of the member's average final compensation times the member's years of creditable service. A member's average final compensation is calculated as the average of a member's four highest consecutive years of compensation. General employee plan members are eligible to retire with full retirement benefits at age 65 with five years of creditable service, at age 60 with 25 years of creditable service, or at any age with 30 years of creditable service. General employee plan members are eligible to retire with partial retirement benefits at age 50 with 20 years of creditable service or at age 60 with five years of creditable service. Survivor benefits are available to eligible beneficiaries of general members who die while in active service or within 180 days of their last day of service and who also have either completed 20 years of creditable service regardless of age, or have completed five years of service and have reached age 60. Eligible beneficiaries may elect to receive a monthly Survivor's Alternate Benefit for life or a return of the member's contributions. The plan does not provide for automatic post-retirement benefit increases.

*Contributions:* Contribution provisions are established by General Statute 135-8 and may be amended only by the North Carolina General Assembly. Employees are required to contribute 6% of their annual pay. The contribution rate for employers is set each year by the North Carolina General Assembly in the Appropriations Act based on the

actuarially-determined rate recommended by the actuary. The Office's contractually-required contribution rate for the year ended June 30, 2019 was 12.29% of covered payroll. The Office's contributions to the pension plan were \$1,373,308.38, and employee contributions were \$670,451.55 for the year ended June 30, 2019.

The TSERS plan's financial information, including all information about the plan's assets, deferred outflows of resources, liabilities, deferred inflows of resources, and fiduciary net position, is included in the State of North Carolina's fiscal year 2018 *Comprehensive Annual Financial Report*. An electronic version of this report is available on the North Carolina Office of the State Controller's website at <https://www.osc.nc.gov/> or by calling the State Controller's Financial Reporting Section at (919) 707-0500.

*TSERS Basis of Accounting:* The financial statements of the TSERS plan were prepared using the accrual basis of accounting. Plan member contributions are recognized in the period in which the contributions are due. Employer contributions are recognized when due and the employer has a legal requirement to provide the contributions. Benefits and refunds are recognized when due and payable in accordance with the terms of each plan. For purposes of measuring the net pension liability, deferred outflows of resources and deferred inflows of resources related to pensions, and pension expense, information about the fiduciary net position of the TSERS plan, and additions to/deductions from the TSERS plan's fiduciary net position have been determined on the same basis as they are reported by TSERS.

*Methods Used to Value TSERS Investment:* Pursuant to *North Carolina General Statutes*, the State Treasurer is the custodian and administrator of the retirement systems. The State Treasurer maintains various investment portfolios in its External Investment Pool. TSERS and other pension plans of the State of North Carolina are the sole participants in the Long-Term Investment, Fixed Income Investment, Equity Investment, Real Estate Investment, Alternative Investment, Opportunistic Fixed Income Investment, and Inflation Sensitive Investment Portfolios. The Fixed Income Asset Class includes the Long-Term Investment and Fixed Income Investment Portfolios. The Global Equity Asset Class includes the Equity Investment Portfolio. The investment balance of each pension trust fund represents its share of the fair value of the net position of the various portfolios within the External Investment Pool. Detailed descriptions of the methods and significant assumptions regarding investments of the State Treasurer are provided in the 2018 *Comprehensive Annual Financial Report*.

*Net Pension Liability:* At June 30, 2019, the Office reported a liability of \$7,776,701.00 for its proportionate share of the collective net pension liability. The net pension liability was measured as of June 30, 2018. The total pension liability used to calculate the net pension liability was determined by an actuarial valuation as of December 31, 2017, and update procedures were used to roll forward the total pension liability to June 30, 2018. The Office's proportion of the net pension liability was based on the

present value of future salaries for the Office relative to the present value of future salaries for all participating employers, actuarially-determined. As of June 30, 2018, the Office's proportion was 0.07811%, which was an increase of 0.0057 from its proportion measured as of June 30, 2017, which was 0.07754%.

*Actuarial Assumptions:* The following table presents the actuarial assumptions used to determine the total pension liability for the TSERS plan at the actuarial valuation date:

Valuation Date	12/31/2017
Inflation	3%
Salary Increases*	3.50% - 8.10%
Investment Rate of Return**	7.00%

\* Salary increases include 3.5% inflation and productivity factor.

\*\* Investment rate of return includes inflation assumption and is net of pension plan investment expense.

TSERS currently uses mortality tables that vary by age, gender, employee group (i.e. teacher, general, law enforcement officer), and health status (i.e. disabled and healthy). The current mortality rates are based on published tables and based on studies that cover significant portions of the U.S. population. The mortality rates also contain a provision to reflect future mortality improvements.

The actuarial assumptions used in the December 31, 2017 valuations were based on the results of an actuarial experience review for the period January 1, 2010 through December 31, 2014.

Future ad hoc Cost of Living Adjustment amounts are not considered to be substantively automatic and are therefore not included in the measurement.

The projected long-term investment returns and inflation assumptions are developed through review of current and historical capital markets data, sell-side investment research, consultant whitepapers, and historical performance of investment strategies. Fixed income return projections reflect current yields across the U.S. Treasury yield curve and market expectations of forward yields projected and interpolated for multiple tenors and over multiple year horizons. Global public equity return projections are established through analysis of the equity risk premium and the fixed income return projections. Other asset categories and strategies' return projections reflect the foregoing and historical data analysis. These projections are combined to produce the long-term expected rate of return by weighting the expected future real rates of return by the target asset allocation percentage and by adding expected inflation. Best estimates of arithmetic real rates of return for each major asset class included in the pension plan's target asset allocation as of June 30, 2018 (the valuation date) are summarized in the following table:

Asset Class	Long-Term Expected Real Rate of Return
Fixed Income	1.4%
Global Equity	5.3%
Real Estate	4.3%
Alternatives	8.9%
Opportunistic Fixed Income	6.0%
Inflation Sensitive	4.0%

The information in the preceding table is based on 30-year expectations developed with the consulting actuary and is part of the asset, liability, and investment policy of the North Carolina Retirement Systems. The long-term nominal rates of return underlying the real rates of return are arithmetic annualized figures. The real rates of return are calculated from nominal rates by multiplicatively subtracting a long-term inflation assumption of 3.05%. Return projections do not include any excess return expectations over benchmark averages. All rates of return and inflation are annualized. The long-term expected real rate of return for the Bond Index Investment Pool as of June 30, 2018 is 1.5%.

*Discount Rate:* The discount rate used to measure the total pension liability was lowered from 7.20% to 7.00% for the December 31, 2017 valuation. The discount rate is in line with the long-term nominal expected return on pension plan investments. The calculation of the net pension liability is a present value calculation of the future net pension payments. These net pension payments assume that contributions from plan members will be made at the current statutory contribution rate and that contributions from employers will be made at the contractually required rates, actuarially determined. Based on those assumptions, the pension plan’s fiduciary net position was projected to be available to make all projected future benefit payments of the current plan members. Therefore, the long-term expected rate of return on pension plan investments was applied to all periods of projected benefit payments to determine the total pension liability.

*Sensitivity of the Net Pension Liability to Changes in the Discount Rate:* The following presents the net pension liability of the plan at June 30, 2018 calculated using the discount rate of 7.00%, as well as what the net pension liability would be if it were calculated using a discount rate that is 1-percentage point lower (6.00%) or 1-percentage point higher (8.00%) than the current rate:

Net Pension Liability		
1% Decrease (6.00%)	Current Discount Rate (7.00%)	1% Increase (8.00%)
\$ 14,831,486.96	\$ 7,776,701.12	\$ 1,857,013.70

*Deferred Outflows of Resources and Deferred Inflows of Resources Related to Pensions:* For the year ended June 30, 2019, the Office recognized pension expense of \$1,811,869.00. At June 30, 2019, the Office reported deferred outflows of resources and deferred inflows of resources related to pensions from the following sources:



IRC Section 401(k) Plan - Effective January 1, 1985, Chapter 135, Article 5 of the North Carolina General Statutes authorized the creation of the Supplemental Retirement Income Plan of North Carolina in accordance with Internal Revenue Code Section 401(k). All employees who are members of the Teachers' and State Employees' Retirement System of North Carolina are eligible for enrollment in this plan. Members of the plan may receive their benefits upon retirement, disability, termination, hardship, or death. All costs of administering the plan are the responsibility of the plan's participants. Voluntary contributions by employees amounted to \$137,994.00 during the year ended June 30, 2019.

**NOTE 7 - OTHER POSTEMPLOYMENT BENEFITS**

The Office participates in two postemployment benefit plans, the Retiree Health Benefit Fund and the Disability Income Plan of North Carolina, that are administered by the State of North Carolina as pension and other employee benefit trust funds. Each plan's financial information, including all information about the plans' assets, deferred outflows of resources, liabilities, deferred inflows of resources, and fiduciary net position, is included in the State of North Carolina's fiscal year 2018 *Comprehensive Annual Financial Report*. An electronic version of this report is available on the North Carolina Office of the State Controller's website at <https://www.osc.nc.gov/> or by calling the State Controller's Financial Reporting Section at (919) 707-0500.

**A. Summary of Significant Accounting Policies and Plan Asset Matters**

*Basis of Accounting:* The financial statements of these plans were prepared using the accrual basis of accounting. Employer contributions are recognized when due and the employer has made a formal commitment to provide the contributions. Benefits are recognized when due and payable in accordance with the terms of each plan. For purposes of measuring the net other postemployment benefit (OPEB) liability, deferred outflows of resources and deferred inflows of resources related to OPEB, and OPEB expense, information about the fiduciary net position of each plan, and additions to/deductions from each plans' fiduciary net position have been determined on the same basis as they are reported by the plans.

*Methods Used to Value Plan Investments:* Pursuant to *North Carolina General Statutes*, the State Treasurer is the custodian and administrator of the other postemployment benefits funds. The State Treasurer maintains various investment portfolios in its External Investment Pool. The Retiree Health Benefit Fund participates in the External Investment Pool. The Disability Income Plan of North Carolina is invested in the Short-Term Investment Portfolio of the External Investment Pool and the Bond Index External Investment Pool. The investment balance of each other employee benefit trust fund represents its share of the fair value of the net position of the various portfolios within the pool. Detailed descriptions of the methods and significant assumptions regarding investments of the State Treasurer are provided in the 2018 *Comprehensive Annual Financial Report*.



## B. Plan Descriptions

### 1. Health Benefits

*Plan Administration:* The State of North Carolina administers the North Carolina State Health Plan for Teachers and State Employees, referred to as the State Health Plan (the Plan), a healthcare plan exclusively for the benefit of employees of the State, the University of North Carolina System, community colleges, and certain other component units. In addition, Local Education Agencies (LEAs), charter schools, and some select local governments that are not part of the State's financial reporting entity also participate. Health benefit programs and premium rates are determined by the State Treasurer upon approval of the Plan Board of Trustees.

The Retiree Health Benefit Fund (RHBF) has been established as a fund to provide health benefits to retired and disabled employees and their applicable beneficiaries. RHBF is established by General Statute 135-7, Article 1. RHBF is a cost-sharing, multiple-employer, defined benefit healthcare plan, exclusively for the benefit of former employees of the State, the University of North Carolina System, and community colleges. In addition, LEAs, charter schools, and some select local governments that are not part of the State's financial reporting entity also participate.

By statute, RHBF is administered by the Board of Trustees of the Teachers' and State Employees' Retirement System (TSERS). RHBF is supported by a percent of payroll contribution from participating employing units. Each year the percentage is set in legislation, as are the maximum per retiree contributions from RHBF to the Plan. The State Treasurer, with the approval of the Plan Board of Trustees, then sets the employer contributions (subject to the legislative cap) and the premiums to be paid by retirees, as well as the health benefits to be provided through the Plan.

*Benefits Provided:* Plan benefits received by retired employees and disabled employees from RHBF are OPEB. The healthcare benefits for retired and disabled employees who are not eligible for Medicare are the same as for active employees as described in Note 8. The plan options change when former employees become eligible for Medicare. Medicare retirees have the option of selecting one of four fully-insured Medicare Advantage/Prescription Drug Plan options or the self-funded Traditional 70/30 Preferred Provider Organization plan option that is also offered to non-Medicare members. If the Traditional 70/30 Plan is selected by a Medicare retiree, the self-funded State Health Plan coverage is secondary to Medicare.

Those former employees who are eligible to receive medical benefits from RHBF are long-term disability beneficiaries of the Disability Income Plan of North Carolina and retirees of TSERS, the Consolidated Judicial Retirement System, the Legislative Retirement

System, the Optional Retirement Program (ORP), and a small number of local governments, with five or more years of contributory membership service in their retirement system prior to disability or retirement, with the following exceptions: for employees first hired on or after October 1, 2006, and members of the North Carolina General Assembly first taking office on or after February 1, 2007, future coverage as retired employees and retired members of the North Carolina General Assembly is subject to the requirement that the future retiree have 20 or more years of retirement service credit in order to receive coverage on a noncontributory basis. Employees first hired on or after October 1, 2006 and members of the North Carolina General Assembly first taking office on or after February 1, 2007 with 10 but less than 20 years of retirement service credit are eligible for coverage on a partially contributory basis. For such future retirees, the State will pay 50% of the State Health Plan's total noncontributory premium.

The Plan's and RHBF's benefit and contribution provisions are established by Chapter 135-7, Article 1, and Chapter 135, Article 3B of the General Statutes and may be amended only by the North Carolina General Assembly. RHBF does not provide for automatic post-retirement benefit increases.

*Contributions:* Contribution rates to RHBF, which are intended to finance benefits and administrative expenses on a pay-as-you-go basis, are determined by the North Carolina General Assembly in the Appropriations Bill. The Office's contractually-required contribution rate for the year ended June 30, 2019 was 6.27% of covered payroll. The Office's contributions to the RHBF were \$700,621.93 for the year ended June 30, 2019. The Office assumes no liability for retiree health care benefits provided by the programs other than its required contribution.

## 2. Disability Income

*Plan Administration:* As discussed in Note 8, short-term and long-term disability benefits are provided through the Disability Income Plan of North Carolina (DIPNC), a cost-sharing, multiple-employer defined benefit plan, to the eligible members of TSERS which includes employees of the State, the University of North Carolina system, community colleges, certain participating component units, LEAs which are not part of the reporting entity, and the ORP. By statute, DIPNC is administered by the Department of State Treasurer and the Board of Trustees of TSERS.

*Benefits Provided:* Long-term disability benefits are payable as an OPEB from DIPNC after the conclusion of the short-term disability period or after salary continuation payments cease, whichever is later, for as long as an employee is disabled. An employee is eligible to receive long-term disability benefits provided the following requirements are met: (1) the employee has five or more years of contributing membership service in TSERS or the ORP, earned within

96 months prior to the end of the short-term disability period or cessation of salary continuation payments, whichever is later; (2) the employee must make application to receive long-term benefits within 180 days after the conclusion of the short-term disability period or after salary continuation payments cease or after monthly payments for Workers' Compensation cease (excluding monthly payments for permanent partial benefits), whichever is later; (3) the employee must be certified by the Medical Board to be mentally or physically disabled for the further performance of his/her usual occupation; (4) the disability must have been continuous, likely to be permanent, and incurred at the time of active employment; (5) the employee must not be eligible to receive an unreduced retirement benefit from TSERS; and (6) the employee must terminate employment as a permanent, full-time employee. An employee is eligible to receive an unreduced retirement benefit from TSERS after (1) reaching the age of 65 and completing five years of membership service, or (2) reaching the age of 60 and completing 25 years of creditable service, or (3) completing 30 years of creditable service, at any age.

For employees who had five or more years of membership service as of July 31, 2007, during the first 36 months of the long-term disability period, the monthly long-term disability benefit is equal to 65% of one-twelfth of an employee's annual base rate of compensation last payable to the participant or beneficiary prior to the beginning of the short-term disability period, plus the like percentage of one-twelfth of the annual longevity payment and local supplements to which the participant or beneficiary would be eligible. The monthly benefits are subject to a maximum of \$3,900 per month reduced by any primary Social Security disability benefits and by monthly payments for Workers' Compensation to which the participant or beneficiary may be entitled, but the benefits payable shall be no less than \$10 a month. After the first 36 months of the long-term disability, the long-term benefit is calculated in the same manner as described above except the monthly benefit is reduced by an amount equal to a monthly primary Social Security disability benefit to which the participant or beneficiary might be entitled had Social Security disability benefits been awarded. When an employee qualifies for an unreduced service retirement allowance from TSERS, the benefits payable from DIPNC will cease, and the employee will commence retirement under TSERS or the ORP.

For employees who had less than five years of membership service as of July 31, 2007, and meet the requirements for long-term disability on or after August 1, 2007, during the first 36 months of the long-term disability period, the monthly long-term benefit shall be reduced by an amount equal to the monthly primary Social Security retirement benefit to which the employee might be entitled should the employee become age 62 during the first 36 months. This reduction becomes effective as of the first day of the month following the month of initial entitlement to Social Security benefits. After the first 36 months of the long-term disability, no further benefits are payable under the terms of this section

unless the employee has been approved and is in receipt of primary Social Security disability benefits.

*Contributions:* Although DIPNC operates on a calendar year, disability income benefits are funded by actuarially determined employer contributions that are established in the Appropriations Bill by the North Carolina General Assembly and coincide with the State's fiscal year. The Office's contractually-required contribution rate for the year ended June 30, 2019 was 0.14% of covered payroll. The Office's contributions to DIPNC were \$15,643.87 for the year ended June 30, 2019. The Office assumes no liability for long-term disability benefits under the Plan other than its contribution.

### C. Net OPEB Liability (Asset)

*Net OPEB Liability:* At June 30, 2019, the Office reported a liability of \$19,211,855.00 for its proportionate share of the collective net OPEB liability for RHBF. The net OPEB liability was measured as of June 30, 2018. The total OPEB liability used to calculate the net OPEB liability was determined by an actuarial valuation as of December 31, 2017, and update procedures were used to roll forward the total OPEB liability to June 30, 2018. The Office's proportion of the net OPEB liability was based on the present value of future salaries for the Office relative to the present value of future salaries for all participating employers, actuarially-determined. As of June 30, 2018, the Office's proportion was 0.06744%, which was a decrease of 0.00197 from its proportion measured as of June 30, 2017, which was 0.06941%.

*Net OPEB Asset:* At June 30, 2019, the Office reported an asset of \$21,154.00 for its proportionate share of the collective net OPEB asset for DIPNC. The net OPEB asset was measured as of June 30, 2018. The total OPEB asset used to calculate the net OPEB asset was determined by an actuarial valuation as of December 31, 2017, and update procedures were used to roll forward the total OPEB asset to June 30, 2018. The Office's proportion of the net OPEB asset was based on the present value of future salaries for the Office relative to the present value of future salaries for all participating employers, actuarially-determined. As of June 30, 2018, the Office's proportion was 0.06964%, which was a decrease of 0.00046 from its proportion measured as of June 30, 2017, which was 0.07010%.

*Actuarial Assumptions:* The total OPEB liabilities (assets) for RHBF and DIPNC were determined by actuarial valuations as of December 31, 2017, using the following actuarial assumptions, applied to all periods included in the measurement, unless otherwise specified. The total OPEB liabilities (assets) were then rolled forward to June 30, 2018 utilizing update procedures incorporating the actuarial assumptions.

	Retiree Health Benefit Fund	Disability Income Plan of N.C.
Valuation Date	12/31/2017	12/31/2017
Inflation	3.00%	3.00%
Salary Increases*	8.10% grading down to 3.50% depending on employee class	3.50% - 8.10%
Investment Rate of Return**	7.00%	3.75%
Healthcare Cost Trend Rate - Medical	6.50% grading down to 5.00% by 2024	6.50% grading down to 5.00% by 2024
Healthcare Cost Trend Rate - Prescription Drug	7.25% grading down to 5.00% by 2027	N/A
Healthcare Cost Trend Rate - Medicare Advantage	5.00%	N/A
Healthcare Cost Trend Rate - Administrative	3.00%	N/A

\* Salary increases include 3.5% inflation and productivity factor.

\*\* Investment rate of return is net of pension plan investment expense, including inflation.

N/A - Not Applicable

The OPEB plans currently use mortality tables that vary by age, gender, employee group (i.e. teacher, general, law enforcement officer) and health status (i.e. disabled and healthy). The current mortality rates are based on published tables and studies that cover significant portions of the U.S. population. The healthy mortality rates also contain a provision to reflect future mortality improvements.

The projected long-term investment returns and inflation assumptions are developed through a review of current and historical capital markets data, sell-side investment research, consultant whitepapers, and historical performance of investment strategies. Fixed income return projections reflect current yields across the U.S. Treasury yield curve and market expectations of forward yields projected and interpolated for multiple tenors and over multiple year horizons. Global public equity return projects are established through analysis of the equity risk premium and the fixed income return projections. Other asset categories and strategies' return projections reflect the foregoing and historical data analysis. These projections are combined to produce the long-term expected rate of return by weighting the expected future real rates of return by the target asset allocation percentage and by adding expected inflation. DIPNC is primarily invested in the Bond Index Investment Pool as of June 30, 2018.

Best estimates of real rates of return for each major asset class included in RHBF's target asset allocation as of June 30, 2018 (the valuation date) are summarized in the following table:

Asset Class	Long-Term Expected Real Rate of Return
Fixed Income	1.4%
Global Equity	5.3%
Real Estate	4.3%
Alternatives	8.9%
Opportunistic Fixed Income	6.0%
Inflation Sensitive	4.0%

The information in the preceding table is based on 30-year expectations developed with the consulting actuary and is part of the asset, liability, and investment policy of the North Carolina Retirement Systems. The long-term nominal rates of return underlying the real rates of return are arithmetic annualized figures. The real rates of return are calculated from nominal rates by multiplicatively subtracting a long-term inflation assumption of 3.05%. Return projections do not include any excess return expectations over benchmark averages. All rates of return and inflation are annualized. The long-term expected real rate of return for the Bond Index Investment Pool as of June 30, 2018 (the valuation date) was 1.5%.

Actuarial valuations of the plans involve estimates of the value of reported amounts and assumptions about the probability of occurrence of events far into the future. Examples include assumptions about future employment, mortality, and the healthcare cost trend. Actuarially determined amounts are subject to continual revision as actual results are compared to past expectations and new estimates are made about the future.

The actuarial assumptions used for RHBF are consistent with those used to value the pension benefits of TSERS where appropriate. These assumptions are based on the most recent pension valuations available. The discount rate used for RHBF reflects a pay-as-you-go approach.

Projections of benefits for financial reporting purposes of the plans are based on the substantive plan (the plan as understood by the employer and plan members) and include the types of benefits provided at the time of each valuation and historical pattern of sharing of benefit costs between the employer and plan members to that point. Historically, the benefits funded solely by employer contributions applied equally to all retirees. Currently, as described earlier in the note, benefits are dependent on membership requirements.

The actuarial methods and assumptions used for DIPNC include techniques that are designed to reduce the effects of short-term volatility in actuarial accrued liabilities and the actuarial value of assets, consistent with the long-term perspective of the calculations.

The actuarial assumptions used in the December 31, 2017 valuations were generally based on the results of an actuarial experience study prepared as of December 31, 2014, as amended for updates to certain assumptions (such as the long-term investment return, medical claims, and medical

trend rate assumptions) implemented based on annual reviews that have occurred since that experience study.

*Discount Rate:* The discount rate used to measure the total OPEB liability for RHBF was 3.87%. The projection of cash flows used to determine the discount rate assumed that contributions from employers will be made at the current statutorily determined contribution rate. Based on the above assumptions, the plan's fiduciary net position was not projected to be available to make projected future benefit payments of current plan members. As a result, a municipal bond rate of 3.87% was used as the discount rate used to measure the total OPEB liability. The 3.87% rate is based on the Bond Buyer 20-year General Obligation Index as of June 30, 2018.

The discount rate used to measure the total OPEB asset for DIPNC was 3.75%. The projection of cash flows used to determine the discount rate assumed that contributions from plan members will be made at the current contribution rate and that contributions from employers will be made at statutorily required rates, actuarially determined. Based on those assumptions, the plan's fiduciary net position was projected to be available to make all projected future benefit payments of the current plan members. Therefore, the long-term expected rate of return on plan investments was applied to all periods of projected benefit payments to determine the total OPEB asset.

*Sensitivity of the Net OPEB Liability (Asset) to Changes in the Discount Rate:* The following presents the Office's proportionate share of the net OPEB liability (asset) of the plans, as well as what the plans' net OPEB liability (asset) would be if it were calculated using a discount rate that is 1-percentage point lower or 1-percentage point higher than the current discount rate:

		<u>Net OPEB Liability (Asset)</u>		
		<u>1% Decrease (2.87%)</u>	<u>Current Discount Rate (3.87%)</u>	<u>1% Increase (4.87%)</u>
RHBF	\$	22,699,683.00	\$ 19,212,432.00	\$ 16,417,027.00
		<u>1% Decrease (2.75%)</u>	<u>Current Discount Rate (3.75%)</u>	<u>1% Increase (4.75%)</u>
DIPNC	\$	(16,209.00)	\$ (21,154.00)	\$ (25,898.00)

*Sensitivity of the Net OPEB Liability (Asset) to Changes in the Healthcare Cost Trend Rates:* The following presents the net OPEB liability (asset) of the plans, as well as what the plans' net OPEB liability (asset) would be if it were calculated using healthcare cost trend rates that are 1-percentage point lower or 1-percentage point higher than the current healthcare cost trend rates:

## NOTES TO THE FINANCIAL STATEMENTS

	1% Decrease (Medical - 4.00 - 5.50% , Pharmacy - 4.00 - 6.25% , Med. Advantage - 4.00% , Administrative - 2.00%)	Current Healthcare Cost Trend Rates (Medical - 5.00 - 6.50% , Pharmacy - 5.00 - 7.25% , Med. Advantage - 5.00% , Administrative - 3.00%)	1% Increase (Medical - 6.00 - 7.50% , Pharmacy - 6.00 - 8.25% , Med. Advantage - 6.00% , Administrative - 4.00%)
RHBF Net OPEB Liability	\$ 15,849,756.00	\$ 19,212,432.00	\$ 23,626,967.00
	1% Decrease (5.50% grading down to 4.00% in 2024)	Current Healthcare Cost Trend Rates (6.50% grading down to 5.00% in 2024)	1% Increase (7.50% grading down to 6.00% in 2024)
DIPNC Net OPEB Asset	\$ (21,215.00)	\$ (21,154.00)	\$ (21,096.00)

*Deferred Outflows of Resources and Deferred Inflows of Resources Related to OPEB:* For the year ended June 30, 2019, the Office recognized OPEB expense of \$182,214.00 for RHB and \$27.00 for DIPNC. At June 30, 2019, the Office reported deferred outflows of resources and deferred inflows of resources related to OPEB from the following sources:

**Employer Balances of Deferred Outflows of Resources  
Related to OPEB by Classification:**

	RHBF	DIPNC	Total
Differences Between Actual and Expected Experience	\$ 0.00	\$ 36,901.00	\$ 36,901.00
Changes of Assumptions		3,995.00	3,995.00
Net Difference Between Projected and Actual Earnings on Plan Investments	2,066.00	16,475.00	18,541.00
Changes in Proportion and Differences Between Employer's Contributions and Proportionate Share of Contributions	2,356,332.00		2,356,332.00
Contributions Subsequent to the Measurement Date	701,614.00	15,666.00	717,280.00
<b>Total</b>	<b>\$ 3,060,012.00</b>	<b>\$ 73,037.00</b>	<b>\$ 3,133,049.00</b>



Employer Balances of Deferred Inflows of Resources  
Related to OPEB by Classification:

	RHBF	DIPNC	Total
Differences Between Actual and Expected Experience	\$ 1,313,791.00	\$ 0.00	\$ 1,313,791.00
Changes of Assumptions	8,323,019.00		8,323,019.00
Net Difference Between Projected and Actual Earnings on Plan Investments			
Changes in Proportion and Differences Between Employer's Contributions and Proportionate Share of Contributions	734,940.00	2,723.00	737,663.00
<b>Total</b>	<b>\$ 10,371,750.00</b>	<b>\$ 2,723.00</b>	<b>\$ 10,374,473.00</b>

Amounts reported as deferred outflows of resources related to contributions subsequent to the measurement date will be recognized as a reduction of the net OPEB liability related to RHBF and an increase of the net OPEB asset related to DIPNC in the fiscal year ended June 30, 2020. Other amounts reported as deferred outflows of resources and deferred inflows of resources related to OPEB will be recognized in OPEB expense as follows:

Schedule of the Net Amount of the Employer's Balances of Deferred Outflows of Resources and Deferred Inflows of Resources That will be Recognized in OPEB Expense:

Year Ended June 30:	RHBF	DIPNC
2020	\$ (1,792,246.00)	12,816.00
2021	(1,792,246.00)	12,815.00
2022	(1,792,246.00)	10,187.00
2023	(1,790,192.00)	7,858.00
2024	(846,422.00)	5,487.00
Thereafter	0.00	5,485.00
<b>Total</b>	<b>\$ (8,013,352.00)</b>	<b>\$ 54,648.00</b>

**NOTE 8 - RISK MANAGEMENT**

The Office is exposed to various risks of loss related to torts; theft of, damage to, and destruction of assets; errors and omissions; injuries to employees; and natural disasters. These exposures to loss are handled via a combination of methods, including participation in state-administered insurance programs, purchase of commercial insurance, and self-retention of certain risks. There have been no significant reductions in insurance coverage from the previous year and settled claims have not exceeded coverage in any of the past three fiscal years.

**A. Employee Benefit Plans**

**1. State Health Plan**

Employees and retirees of the Office are provided comprehensive major medical care benefits. Coverage is funded by contributions to the State Health Plan (Plan), a discretely presented component unit of the State of North Carolina. The Plan is funded by employer contributions. Certain plans also require contributions from employees. The Plan has contracted with third parties to process claims. See Note 7, Other Postemployment Benefits, for additional information regarding retiree health benefits.

**2. Death Benefit Plan of North Carolina**

Term life insurance (death benefits) of \$25,000 to \$50,000 is provided to eligible workers. This Death Benefit Plan is administered by the State Treasurer and funded via employer contributions. The employer contribution rate was .16% for the current fiscal year.

**3. Disability Income Plan**

Short-term and long-term disability benefits are provided to the Office's employees through the Disability Income Plan of North Carolina (DIPNC), part of the State's Pension and Other Employee Benefit Trust Funds. Short-term benefits are paid by the Office up to the first six months of benefits and reimbursed by DIPNC for any additional short-term benefits. As discussed in Note 7, long-term disability benefits are payable as other postemployment benefit from DIPNC after the conclusion of the short-term disability period or after salary continuation payments cease, whichever is later, or as long as an employee is disabled.

**B. Other Risk Management and Insurance Activities**

**1. Automobile, Fire, and Other Property Losses**

The State Property Fire Insurance Fund insures all State-owned buildings and contents for fire, extended coverage, and other property losses. Coverage for fire losses for all operations supported by the State's General Fund is provided at no cost to this Office. Losses covered by the Fund are subject to a \$5,000 per occurrence deductible.

The State is required by Chapter 58, Article 31, and Part 50 of the General Statutes to provide liability insurance on every state-owned motor vehicle. The State is self-insured for the first \$1,000,000 of any loss through a retrospective rated plan. The plan purchases excess insurance through a private insurer to cover losses greater than \$1,000,000 up to \$10,000,000 per occurrence.

**2. Public Officers' and Employees' Liability Insurance**

The risk of tort claims of up to \$1,000,000 per claimant is retained under the authority of the State Tort Claims Act. In addition, the State provides excess public officers' and employees' liability insurance up to \$2,000,000 per claim and \$10,000,000 in the aggregate per fiscal year via contract with a private insurance company.


**3. Employee Dishonesty and Computer Fraud**

The Office is protected for losses from employee dishonesty and computer fraud for employees paid in whole or in part from state funds. This coverage is with a private insurance company and is handled by the North Carolina Department of Insurance. Coverage limit is \$5,000,000 per occurrence. The private insurance company pays 90% of each loss less a \$100,000 deductible.

**4. Statewide Workers' Compensation Program**

The North Carolina Workers' Compensation Program provides benefits to workers injured on the job. All employees of the State are included in the program. When an employee is injured, the Office's primary responsibility is to arrange for and provide the necessary treatment for work related injuries. The Office is responsible to pay medical benefits and compensation in accordance with the North Carolina Workers' Compensation Act. The Office retains the risk for workers' compensation.

Additional details on the state-administered risk management programs are disclosed in the State's *Comprehensive Annual Financial Report*, issued by the Office of the State Controller. An electronic version of this report is available on the North Carolina Office of the State Controller's website at <http://www.osc.nc.gov/> or by calling the State Controller's Financial Reporting Section at (919) 707-0500.



# **REQUIRED SUPPLEMENTARY INFORMATION**

**North Carolina Office of the State Auditor**  
**Required Supplementary Information**  
**Schedule of Revenues, Expenditures, and Changes in**  
**Unreserved Fund Balance-Budget and Actual (Budgetary Basis-Non-GAAP)**  
**Governmental Fund**  
**For the Fiscal Year Ended June 30, 2019**

**Schedule C-1**

	<b>General Fund</b>			
	<b>Budgeted Amounts</b>		<b>Actual (Cash Basis)</b>	<b>Under (Over) Final Budget</b>
	<b>Original</b>	<b>Final</b>		
Revenues:				
Reimbursement from Primary Government	\$ 3,185,810.00	\$ 3,185,810.00	\$ 3,567,816.50	\$ (382,006.50)
Reimbursement from Component Units	3,000,078.00	3,025,028.00	2,813,496.50	211,531.50
Refund of Prior Year Expenditures	0.00	0.00	0.00	0.00
Procurement Card Rebates	355.00	355.00	733.11	(378.11)
Other Miscellaneous Revenues	0.00	0.00	1,200.00	(1,200.00)
<b>Total Revenues</b>	<b>6,186,243.00</b>	<b>6,211,193.00</b>	<b>6,383,246.11</b>	<b>(172,053.11)</b>
Expenditures:				
Personal Services	13,379,431.00	11,321,151.00	11,206,273.84	114,877.16
Employee Benefits	4,911,789.00	4,154,118.00	3,886,616.09	267,501.91
Contracted Audits and Services	952,795.00	1,715,525.00	1,111,255.16	604,269.84
Utility/Energy Service	8,053.00	6,473.00	4,314.19	2,158.81
Repair Service	2,326.00	2,326.00	96.51	2,229.49
Maintenance Agreements	108,790.00	420,396.00	406,347.87	14,048.13
Rental/Leases	29,585.00	73,165.00	71,813.96	1,351.04
Travel /Other Employee Expense	292,038.00	295,302.00	255,855.04	39,446.96
Communication/Data Processing	132,909.00	208,684.00	180,986.48	27,697.52
Other Services	137,440.00	242,167.00	237,382.85	4,784.15
General Administrative Supplies	41,537.00	37,473.00	29,696.26	7,776.74
Equipment and Intangible Assets	127,915.00	1,713,524.00	1,451,121.41	262,402.59
Other Expenditures	35,285.00	85,957.00	69,650.23	16,306.77
Reserves	0.00	194,339.00	194,339.00	0.00
<b>Total Expenditures</b>	<b>20,159,893.00</b>	<b>20,470,600.00</b>	<b>19,105,748.89</b>	<b>1,364,851.11</b>
Deficiency of Revenues Under Expenditures	(13,973,650.00)	(14,259,407.00)	(12,722,502.78)	(1,536,904.22)
Other Financing Sources:				
State Appropriations	13,973,600.00	13,973,600.00	12,494,888.78	1,478,711.22
Encumbrance Carryforward	0.00	285,757.00	227,564.00	58,193.00
Sale of Surplus Property	50.00	50.00	50.00	0.00
<b>Total Other Financing Sources</b>	<b>13,973,650.00</b>	<b>14,259,407.00</b>	<b>12,722,502.78</b>	<b>1,536,904.22</b>
Net Change in Fund Balance	0.00	0.00	0.00	0.00
Fund Balance July 1, 2018	0.00	0.00	0.00	0.00
Fund Balance June 30, 2019	<u>\$ 0.00</u>	<u>\$ 0.00</u>	<u>\$ 0.00</u>	<u>\$ 0.00</u>

**BUDGETARY PROCESS**

The State’s annual budget is prepared principally on the cash basis. The 1985 General Assembly enacted certain special provisions which state that the budget as certified in the appropriations act is the legal budget for all agencies. These special provisions also state that agencies may spend more than was certified in various line items provided the over-expenditure meets certain criteria and is authorized by the Director of the Budget. The process of approving these over-expenditures results in the authorized budget amounts.

**BUDGETARY (CASH) BASIS VS. GAAP (MODIFIED ACCRUAL)**

The Schedule of Revenues, Expenditures, and Changes in Unreserved Fund Balance – Budget and Actual (Budgetary Basis – Non-GAAP) – Governmental Fund, presents comparisons of legally adopted budget with actual data on a budgetary basis. Accounting principles applied to develop data on a budgetary basis differ significantly from those principles used to present financial statements in conformity with generally accepted accounting principles (GAAP). The following describes the major differences between budgetary financial data and GAAP financial data.

**Basis differences.** Budgetary fund balance is accounted for on the cash basis of accounting while GAAP fund balance is accounted for on the modified accrual basis. Accrued revenues and expenditures are recognized in the GAAP financial statements.

The following table presents a reconciliation of resulting basis differences in the fund balance (budgetary basis) to the fund balance on a modified accrual basis (GAAP) at June 30, 2019.

	General Fund
	<hr/>
Fund Balance (Budgetary Basis), June 30, 2019	\$ 0.00
<b>Reconciling Adjustments:</b>	
<b>Basis Differences:</b>	
Accrued Revenues	131,994.50
Accrued Expenditures	(97,710.41)
<b>Other Adjustment:</b>	
Inventories	18,614.13
	<hr/>
Fund Balance (GAAP Basis), June 30, 2019	<u>\$ 52,898.22</u>

# OTHER INFORMATION

---

This audit required 115.25 audit hours at an approximate cost of \$10,050