



STATE OF NORTH CAROLINA

FINANCIAL STATEMENT AUDIT REPORT OF

THE UNIVERSITY OF NORTH CAROLINA AT WILMINGTON

WILMINGTON, NORTH CAROLINA

FOR THE YEAR ENDED JUNE 30, 2001

OFFICE OF THE STATE AUDITOR

RALPH CAMPBELL, JR.

STATE AUDITOR

FINANCIAL STATEMENT AUDIT REPORT OF
THE UNIVERSITY OF NORTH CAROLINA AT WILMINGTON
WILMINGTON, NORTH CAROLINA
FOR THE YEAR ENDED JUNE 30, 2001


BOARD OF GOVERNORS
THE UNIVERSITY OF NORTH CAROLINA
MOLLY CORBETT BROAD, PRESIDENT

BOARD OF TRUSTEES
MARGARET B. DARDESS, CHAIRMAN
LARRY J. DAGENHART, VICE CHAIRMAN

FRANKLIN L. BLOCK
ALFRED P. CARLTON, JR.
JAMES M. CORCORAN
HANNAH D. GAGE
OWEN G. KENAN

JUANITA KREPS
KATHERINE B. MOORE
MARCUS W. WILLIAMS
DENNIS WORLEY

ADMINISTRATIVE OFFICERS
DR. JAMES R. LEUTZE, CHANCELLOR
TIMOTHY A. JORDAN, VICE CHANCELLOR FOR BUSINESS AFFAIRS



Ralph Campbell, Jr.
State Auditor

STATE OF NORTH CAROLINA
Office of the State Auditor

2 S. Salisbury Street
20601 Mail Service Center
Raleigh, NC 27699-0601
Telephone: (919) 807-7500
Fax: (919) 807-7647
Internet <http://www.osa.state.nc.us>

AUDITOR'S TRANSMITTAL

The Honorable Michael F. Easley, Governor
The General Assembly of North Carolina
Board of Trustees, The University of North Carolina at Wilmington

This report presents the results of our financial statement audit of The University of North Carolina at Wilmington, a component unit of the State of North Carolina, for the year ended June 30, 2001. Our audit was made by authority of Article 5A of G.S. §147.

The accounts and operations of the University are an integral part of the State's reporting entity represented in the State's *Comprehensive Annual Financial Report* (CAFR) and the State's *Single Audit Report*. In those reports, the State Auditor expresses an opinion on the State's financial statements. In the *Single Audit Report*, the State Auditor also presents the audit results on the State's internal controls and on the State's compliance with laws, regulations, contracts, and grants applicable to the State's financial statements and to its federal financial assistance programs.

As part of the audit work necessary for the CAFR and the *Single Audit Report*, the accounts and operations of the University were subject to audit procedures as we considered necessary. In addition, we performed auditing procedures that we considered necessary for us to report on the accompanying financial statements and supplementary information that relate solely to The University of North Carolina at Wilmington. The audit procedures were conducted in accordance with auditing standards generally accepted in the United States of America and *Government Auditing Standards* issued by the Comptroller General of the United States.

The purpose of this report is to present the results of our audit on the accompanying financial statements and supplementary information that relate solely to The University of North Carolina at Wilmington. A summary of our reporting objectives and audit results are:

1. **Objective** - Express an opinion on the accompanying financial statements and supplementary information that relate solely to The University of North Carolina at Wilmington.

Results - The accompanying financial statements present fairly, in all material respects, the amounts and disclosures made in accordance with accounting principles generally accepted in the United States of America. The accompanying supplementary information presents information that is fairly stated in all material respects in relation to the basic financial statements taken as a whole.

AUDITOR'S TRANSMITTAL (CONCLUDED)

2. **Objective** - Present instances of noncompliance, if any, with laws, regulations, contracts, or grants.

Results - Our tests disclosed no instances of noncompliance which require disclosure herein under *Government Auditing Standards*.

3. **Objective** - Present significant deficiencies, if any, in internal control over financial reporting which could adversely affect the University's ability to record, process, summarize, and report financial data in the financial statements.

Results - Our tests disclosed no material weaknesses in internal control over financial reporting which require disclosure herein under *Government Auditing Standards*.


North Carolina General Statutes require the State Auditor to make audit reports available to the public. Copies of audit reports issued by the Office of the State Auditor may be obtained through one of the options listed in the back of this report.

A handwritten signature in black ink, reading "Ralph Campbell, Jr." in a cursive script.

Ralph Campbell, Jr.
State Auditor

TABLE OF CONTENTS

	PAGE
INDEPENDENT AUDITOR’S REPORT	1
FINANCIAL STATEMENTS	
Exhibits	
A Balance Sheet.....	3
B Statement of Changes in Fund Equity	5
C Statement of Current Funds Revenues, Expenditures, and Other Changes	6
Notes to the Financial Statements	7
SUPPLEMENTARY INFORMATION	
Schedules	
1 Revenue Bond Funds - Balance Sheet	31
2 Revenue Bond Funds - Schedule of Changes in Fund Equity	33
3 Statement of Current Funds Revenues and Expenditures – Intercollegiate Athletic Program...	35
4 Schedule of General Obligation Bond Project Authorizations, Budgets and Expenditures	38
INDEPENDENT AUDITOR’S REPORT ON COMPLIANCE AND ON INTERNAL CONTROL OVER FINANCIAL REPORTING BASED ON AN AUDIT OF FINANCIAL STATEMENTS PERFORMED IN ACCORDANCE WITH <i>GOVERNMENT AUDITING STANDARDS</i>	39
DISTRIBUTION OF AUDIT REPORT.....	41



Ralph Campbell, Jr.
State Auditor

STATE OF NORTH CAROLINA
Office of the State Auditor

2 S. Salisbury Street
20601 Mail Service Center
Raleigh, NC 27699-0601
Telephone: (919) 807-7500
Fax: (919) 807-7647
Internet <http://www.osa.state.nc.us>

INDEPENDENT AUDITOR'S REPORT

Board of Trustees
The University of North Carolina at Wilmington
Wilmington, North Carolina

We have audited the accompanying Balance Sheet of The University of North Carolina at Wilmington, a component unit of the State of North Carolina, as of June 30, 2001, and the related Statement of Changes in Fund Equity and Statement of Current Funds Revenues, Expenditures, and Other Changes for the year then ended. These financial statements are the responsibility of the University's management. Our responsibility is to express an opinion on these financial statements based on our audit.

We conducted our audit in accordance with auditing standards generally accepted in the United States of America and the standards applicable to financial audits contained in *Government Auditing Standards* issued by the Comptroller General of the United States. Those standards require that we plan and perform the audit to obtain reasonable assurance about whether the financial statements are free of material misstatement. An audit includes examining, on a test basis, evidence supporting the amounts and disclosures in the financial statements. An audit also includes assessing the accounting principles used and significant estimates made by management, as well as evaluating the overall financial statement presentation. We believe that our audit provides a reasonable basis for our opinion.

In our opinion, the financial statements referred to above present fairly, in all material respects, the financial position of The University of North Carolina at Wilmington as of June 30, 2001, and the changes in fund equity and the current funds revenues, expenditures, and other changes for the year then ended in conformity with accounting principles generally accepted in the United States of America.

As discussed in Note 16A to the financial statements, the University changed its accounting for securities lending transactions allocated from the State Treasurer's Cash and Investment Pool during the year ended June 30, 2001. As discussed in Note 16B to the financial statements, the University implemented Governmental Accounting Standard Board, Statement #33 "Accounting and Reporting of Non-Exchange Transactions" during the year ended June 30, 2001.

INDEPENDENT AUDITOR'S REPORT (CONCLUDED)

In accordance with *Government Auditing Standards*, we have also issued our report dated November 21, 2001 on our consideration of the University's internal control over financial reporting and on our tests of its compliance with certain provisions of laws, regulations, contracts, and grants. This report is an integral part of an audit performed in accordance with *Government Auditing Standards* and should be read in conjunction with the independent auditor's report in considering the results of our audit.

Schedules 1, 2, 3 and 4 are presented for purposes of additional analysis and are not a required part of the basic financial statements. Such information has been subjected to the auditing procedures applied in the audit of the basic financial statements and, in our opinion, is fairly stated in all material respects in relation to the basic financial statements taken as a whole.

A handwritten signature in black ink that reads "Ralph Campbell, Jr." in a cursive script.

Ralph Campbell, Jr.
State Auditor

November 21, 2001

The University of North Carolina at Wilmington
Balance Sheet
June 30, 2001

Exhibit A

	Current Funds			Fiduciary Funds			Plant Funds		
	Unrestricted								
	General	Proprietary	Restricted	Loan	Endowment	Agency	Unexpended	Debt Service	Investment in Plant
ASSETS									
Cash and Cash Equivalents	\$ 11,198,804.23	\$ 12,188,296.12	\$ 591,952.23	\$ 610,908.83	\$ 58,533.14	\$ 736,887.06	\$ 7,768,934.56	\$ 1,663,079.06	\$ 0.00
Investments			14,090.50		23,360,554.32	2,231,158.65		7,570,658.78	
Receivables:									
Accounts Receivable (Net)	1,059,982.90	157,095.53	964,659.16				17,164.45		
Intergovernmental Receivables	1,854.00	12,106.15	1,773,579.46						
Interest Receivable	114,111.58								
Due from Other Funds	555,671.48	29,792.50	187,590.10	5,235.87		9.54	47,288.80		
Due from Primary Government	135.54	36.25	256,333.74				1,394,407.95		
Notes Receivable (Net)				4,259,230.54					
Inventories	92,189.06	708,580.47							
Prepaid Items	53,010.65								
Fixed Assets (Note 4)									208,222,469.35
Total Assets	\$ 13,075,759.44	\$ 13,095,907.02	\$ 3,788,205.19	\$ 4,875,375.24	\$ 23,419,087.46	\$ 2,968,055.25	\$ 9,227,795.76	\$ 9,233,737.84	\$ 208,222,469.35

The University of North Carolina at Wilmington
Balance Sheet
June 30, 2001

Exhibit A
Page 2

	Current Funds			Fiduciary Funds			Plant Funds		
	Unrestricted		Restricted	Loan	Endowment	Agency	Unexpended	Debt Service	Investment in Plant
	General	Proprietary							
LIABILITIES AND FUND EQUITY									
Liabilities:									
Accounts Payable and Accrued Liabilities:									
Accounts Payable	\$ 291,893.84	\$ 1,010,185.66	\$ 174,234.74	\$ 9,463.33	\$ 2,681.52	\$ 0.00	\$ 733,052.54	\$ 6,673.40	\$ 0.00
Accrued Payroll	267,053.58	115,743.41	115,035.63						
Due to Other Funds	26,415.51	42,112.08	422,257.11	3,982.55	328,832.22	1,789.44	199.38		
Notes Payable									364,653.06
Capital Leases Payable									447,216.52
Bonds Payable (Note 5C)							1,838,690.85	1,956,062.28	25,692,016.34
Interest Payable								761,065.59	
Deposits Payable	4,089,737.98	320.00							
Accrued Vacation Leave	2,671,325.00	426,121.00							
Deferred Revenue	81,593.65	43,705.00						213,866.69	
Funds Held for Others						2,966,265.81			
Total Liabilities	7,428,019.56	1,638,187.15	711,527.48	13,445.88	331,513.74	2,968,055.25	2,571,942.77	2,937,667.96	26,503,885.92
Fund Equity:									
Net Investment in Plant									181,718,583.43
Fund Balances:									
Restricted:									
U. S. Government Grants Refundable				3,945,895.97					
Endowment					16,915,620.90				
Quasi-Endowment					257,023.36				
Restricted for Debt Retirement								2,580,946.00	
Restricted for Repair and Replacement								1,509,318.54	
Other Restricted Funds			3,076,677.71	892,555.99			43,024.67		
Unrestricted:									
Quasi-Endowment					5,914,929.46				
Other Unrestricted Funds	5,647,739.88	11,457,719.87		23,477.40			6,612,828.32	2,205,805.34	
Total Fund Equity	5,647,739.88	11,457,719.87	3,076,677.71	4,861,929.36	23,087,573.72		6,655,852.99	6,296,069.88	181,718,583.43
Total Liabilities and Fund Equity	\$ 13,075,759.44	\$ 13,095,907.02	\$ 3,788,205.19	\$ 4,875,375.24	\$ 23,419,087.46	\$ 2,968,055.25	\$ 9,227,795.76	\$ 9,233,737.84	\$ 208,222,469.35
The accompanying notes to the financial statements are an integral part of this statement.									

The University of North Carolina at Wilmington
Statement of Changes in Fund Equity
Year Ended June 30, 2001

Exhibit B

	Current Funds			Fiduciary Funds		Plant Funds		
	Unrestricted							Investment in Plant
	General	Proprietary	Restricted	Loan	Endowment	Unexpended	Debt Service	
Revenues and Other Additions:								
Tuition and Fees	\$ 25,658,219.41	\$ 0.00	\$ 0.00	\$ 0.00	\$ 0.00	\$ 0.00	\$ 0.00	\$ 0.00
State Appropriations	59,671,751.30					1,457,900.00		
Federal Contracts and Grants	1,435,149.67		13,033,983.22	154,053.00			24,640.00	
State Contracts and Grants	126,039.36		1,171,127.97		167,000.00	1,443,605.00		
Local Contracts and Grants			83,509.03					
Nongovernmental Contracts and Grants	135,669.66		1,136,716.89					
Gifts	1,269,165.10	786,797.22	213,346.35		1,574,613.20	28,564.45		
Investment Income	1,079,375.01	461,119.52	48,510.30	107,020.65	(1,133,904.90)	54,261.04	269,313.94	
Endowment Income	243,759.47	14,269.27	353,839.80	9,888.05				
Sales and Services	1,615,359.80	34,096,856.33	853.20					
Expended for Plant Facilities								12,084,685.74
Retirement of Indebtedness								2,528,187.00
Other Revenues and Additions	851,400.23	332,206.78	77,356.60	1,513.76				
Total Revenues and Other Additions	92,085,889.01	35,691,249.12	16,119,243.36	272,475.46	607,708.30	2,984,330.49	293,953.94	14,612,872.74
Expenditures and Other Deductions:								
Educational and General	91,190,020.51		15,347,315.92					
Auxiliary Enterprises		23,916,995.44						
Internal Service Funds		2,629,896.81						
Indirect Costs Recovered			1,534,630.57					
Expended for Plant Facilities						10,226,539.35		
Retirement of Indebtedness							2,453,756.48	
Interest on Indebtedness							1,614,127.38	
Disposal of Plant Facilities								692,120.94
Other Expenditures and Deductions				143,469.47			41,991.40	
Total Expenditures and Other Deductions	91,190,020.51	26,546,892.25	16,881,946.49	143,469.47		10,226,539.35	4,109,875.26	692,120.94
Transfers:								
Mandatory Transfers	(51,351.00)	(4,232,483.84)		51,351.00			4,232,483.84	
Non-Mandatory Transfers	398,133.18	(2,926,412.34)	434,340.34	17,535.02	(103,309.35)	2,079,713.15	100,000.00	
Net Transfers In (Out)	346,782.18	(7,158,896.18)	434,340.34	68,886.02	(103,309.35)	2,079,713.15	4,332,483.84	
Net Increase (Decrease) for the Year	1,242,650.68	1,985,460.69	(328,362.79)	197,892.01	504,398.95	(5,162,495.71)	516,562.52	13,920,751.80
Fund Equity July 1, 2000	4,405,089.20	9,472,259.18	3,405,040.50	4,664,037.35	22,583,174.77	11,818,348.70	5,779,507.36	169,138,284.41
Prior Period Adjustment (Note 17)								(1,340,452.78)
Fund Equity June 30, 2001	\$ 5,647,739.88	\$ 11,457,719.87	\$ 3,076,677.71	\$ 4,861,929.36	\$ 23,087,573.72	\$ 6,655,852.99	\$ 6,296,069.88	\$ 181,718,583.43

The accompanying notes to the financial statements are an integral part of this statement.

The University of North Carolina at Wilmington

Statement of Current Funds Revenues, Expenditures, and Other Changes

Year Ended June 30, 2001, with Comparative Totals for 2000

Exhibit C

	Unrestricted				Totals Year Ended June 30,	
	General	Proprietary	Total	Restricted	2001	2000
Revenues:						
Tuition and Fees	\$ 25,658,219.41	\$ 0.00	\$ 25,658,219.41	\$ 0.00	\$ 25,658,219.41	\$ 23,278,075.64
State Appropriations	59,671,751.30		59,671,751.30		59,671,751.30	56,249,518.30
Federal Contracts and Grants	1,435,149.67		1,435,149.67	11,691,497.66	13,126,647.33	11,619,613.27
State Contracts and Grants	126,039.36		126,039.36	1,115,652.62	1,241,691.98	1,215,683.29
Local Contracts and Grants				83,509.03	83,509.03	22,652.68
Nongovernmental Contracts and Grants	135,669.66		135,669.66	1,000,047.23	1,135,716.89	1,604,318.79
Gifts	1,269,165.10	786,797.22	2,055,962.32	213,346.35	2,269,308.67	1,857,164.10
Investment Income	1,079,375.01	461,119.52	1,540,494.53	48,510.30	1,589,004.83	1,552,529.46
Endowment Income	243,759.47	14,269.27	258,028.74	353,839.80	611,868.54	518,203.55
Sales and Services	1,615,359.80	34,096,856.33	35,712,216.13	853.20	35,713,069.33	33,045,033.37
Other Sources	851,400.23	332,206.78	1,183,607.01	77,356.60	1,260,963.61	1,364,620.35
Total Revenues	92,085,889.01	35,691,249.12	127,777,138.13	14,584,612.79	142,361,750.92	132,327,412.80
Expenditures:						
Educational and General:						
Instruction	45,556,401.17		45,556,401.17	787,017.42	46,343,418.59	43,622,992.48
Organized Research	2,116,659.45		2,116,659.45	8,955,922.86	11,072,582.31	10,346,401.90
Public Service	1,360,656.75		1,360,656.75	651,761.23	2,012,417.98	2,391,062.89
Academic Support	10,120,974.88		10,120,974.88	99,290.82	10,220,265.70	8,798,781.30
Student Services	5,170,152.62		5,170,152.62	124,177.86	5,294,330.48	4,924,599.86
Institutional Support	11,582,316.35		11,582,316.35	114,294.04	11,696,610.39	10,850,397.24
Plant Maintenance and Operations	12,486,144.10		12,486,144.10	4,577.94	12,490,722.04	10,839,564.09
Student Financial Aid	2,796,715.19		2,796,715.19	4,610,273.75	7,406,988.94	6,580,181.42
Auxiliary Enterprises		23,916,995.44	23,916,995.44		23,916,995.44	22,182,503.46
Internal Service Funds		2,629,896.81	2,629,896.81		2,629,896.81	2,557,487.90
Total Expenditures	91,190,020.51	26,546,892.25	117,736,912.76	15,347,315.92	133,084,228.68	123,093,972.54
Transfers and Additions/(Deductions):						
Refunded to Grantors						
Mandatory Transfers	(51,351.00)	(4,232,483.84)	(4,283,834.84)		(4,283,834.84)	(3,959,900.14)
Non-Mandatory Transfers	398,133.18	(2,926,412.34)	(2,528,279.16)	434,340.34	(2,093,938.82)	(3,727,334.49)
Net Increase (Decrease) in Fund Equity	\$ 92,432,671.19	\$ 1,985,460.69	\$ 3,228,111.37	\$ (328,362.79)	\$ 2,899,748.58	\$ 1,546,205.63

The accompanying notes to the financial statements are an integral part of this statement.

THE UNIVERSITY OF NORTH CAROLINA AT WILMINGTON
NOTES TO THE FINANCIAL STATEMENTS
JUNE 30, 2001

NOTE 1 - SIGNIFICANT ACCOUNTING POLICIES

- A. Financial Reporting Entity** - The concept underlying the definition of the financial reporting entity is that elected officials are accountable to their constituents for their actions. As required by generally accepted accounting principles, the financial reporting entity includes both the primary government and all of its component units. An organization other than a primary government serves as a nucleus for a reporting entity when it issues separate financial statements. The University of North Carolina at Wilmington is a constituent institution of the sixteen campus University of North Carolina System, which is a component unit of the State of North Carolina and an integral part of the State's *Comprehensive Annual Financial Report*.

The accompanying financial statements present all funds belonging to the University and its component units. While the Board of Governors of the University of North Carolina System has ultimate responsibility, the Chancellor, the Board of Trustees, and the Board of Trustees of the Endowment Fund have delegated responsibilities for financial accountability of the University's funds. Although legally separate, the Donald R. Watson Foundation, Inc. (Foundation) is a component unit of the University and is reported as if it were part of the University.

The Foundation is governed by a five-member board of which three are appointed by the Board of Trustees of The University of North Carolina at Wilmington. Although legally separate, the Foundation is reported as if it were part of the University because its sole purpose is to operate exclusively to solicit and receive contributions and to distribute income and principal to carry out the purposes of selected organizations including the University.

Separate financial statements for the Foundation may be obtained from the University Financial Services Office, 601 South College Road, Wilmington, NC 28403, or by calling (910) 962-3144. Other related foundations and similar non-profit corporations for which the University is not financially accountable are not part of the accompanying financial statements.

- B. Basis of Presentation** - The accompanying financial statements are presented in accordance with generally accepted accounting principles applicable to governmental colleges and universities as promulgated by the Governmental Accounting Standards Board (GASB). In accordance

NOTES TO THE FINANCIAL STATEMENTS (CONTINUED)

with GASB Statement #15 *Governmental College and University Accounting and Financial Reporting Models*, the University has elected to follow the fund accounting and reporting guidelines set forth by the American Institute of Certified Public Accountants in its Industry Audit Guide, *Audits of Colleges and Universities*.

- C. Fund Structure** - The accompanying financial statements are structured into three categories of funds: Current, Fiduciary, and Plant Funds.

The **Current Funds** are used to account for the revenues and expenditures resulting from operations, with the Unrestricted Funds and Restricted Fund shown separately. The Restricted Fund represents resources that are restricted to use by either an outside donor or grantor. Current funds that are internally designated for specific purposes by the governing board or management having delegated authority are reported as Unrestricted Funds. The Unrestricted Proprietary Fund reflecting the operations of the student supply store, dormitories, other auxiliary enterprises, internal service funds, student activity funds and intercollegiate athletics is shown separately from the Unrestricted General Fund.

The **Fiduciary Funds** are used to account for additions to and deductions from fund equity of the Loan Fund and Endowment Fund. In addition, the Fiduciary Funds are used to account for funds of students and organizations held by the University as custodian in the Agency Fund. The transactions of the Agency Fund increase and decrease assets and liabilities but do not effect fund equity. As a result, the Agency Fund is not reflected in the Statement of Changes in Fund Equity.

The **Plant Funds** are used to account for additions to and deductions from fund equity of the Unexpended Plant Fund, Debt Service Fund, and the Investment in Plant Fund. The Debt Service Fund includes the Repair and Replacement reserves as well as the reserves for Retirement of Indebtedness.

- D. Basis of Accounting** - The financial statements of the University have been prepared on the accrual basis except that, in accordance with accounting practices customarily followed by public educational institutions, no provision is made for depreciation of fixed assets, interest on loans to students is recorded when collected, and revenue from tuition and student fees for summer sessions is reported totally within the fiscal year in which the session is primarily conducted. Otherwise, revenues are recorded when earned and expenditures are recorded at the time liabilities are incurred, regardless of when the related cash flows take place. Non-exchange transactions, in which the University receives value without directly giving equal value in exchange, include grants, state appropriations, and private donations. On an accrual basis, revenues from

NOTES TO THE FINANCIAL STATEMENTS (CONTINUED)

these transactions are recognized in the fiscal year in which all eligibility requirements (resource provider conditions) have been satisfied, if measurable and probable of collection.

The Statement of Current Funds Revenues, Expenditures, and Other Changes is a statement of financial activities of current funds related to the current reporting period. It does not purport to present the results of operations or the net income or loss for the period as would a statement of income or a statement of revenues and expenses.

- E. Cash and Cash Equivalents** - In addition to cash on deposit with private bank accounts, petty cash, and undeposited receipts, this classification includes savings accounts, money market accounts, cash on deposit with fiscal agents, and short-term investments with the State Treasurer's Cash and Investment Pool (a governmental external investment pool). All other short-term investments are reported as investments.
- F. Investments** - This classification includes long-term fixed income investments, repurchase agreements, equity investments, mutual funds, money market funds, real estate investment trusts, real estate, and other asset holdings by the University. Except for money market funds, real estate not held by a governmental external investment pool and other asset holdings, these investments are reported at fair value for year-end financial reporting purposes. Fair value is the amount at which an investment could be exchanged between two willing parties. Fair value for financial reporting purposes is based on quoted market prices. The net increase (decrease) in the fair value of investments is recognized as a part of investment income.

Money market funds, real estate not held by a governmental external investment pool and other asset holdings are reported at cost, if purchased, or at fair market value or appraised value at date of gift, if donated.

- G. Receivables and Allowance for Doubtful Accounts** - Accounts receivable in the Unrestricted General Fund are shown in the accompanying financial statements net of allowances for doubtful accounts of \$74,315.71. In addition, notes receivable in the Loan Fund is shown net of the allowance for doubtful accounts of \$463,282.32. The accounts and notes receivable for other funds are shown at book value with no provision for doubtful accounts considered necessary.

NOTES TO THE FINANCIAL STATEMENTS (CONTINUED)

H. Inventories - Inventories held by the University are priced at the lower of cost or market value using the first-in, first-out method. The inventories for the Unrestricted General Fund consist of expendable supplies, postage and fuel oil held for consumption. Inventories for the Unrestricted Proprietary Fund consist of textbooks and other merchandise for resale.

I. Fixed Assets and Depreciation - Fixed Assets are stated at cost at date of acquisition or fair market value at date of donation in the case of gifts. The University capitalizes fixed assets that have a value or cost in excess of \$5,000 at the date of acquisition and an expected useful life of one or more years. Depreciation is not recorded.

To the extent that current funds are used to finance plant assets, the amounts provided are accounted for as: (1) expenditures, in the case of normal replacement of furniture and movable equipment; (2) mandatory transfers, in the case of required provisions for debt retirement and renewal and replacement; and (3) transfers of a non-mandatory nature for all other cases.

Fixed assets financed with debt proceeds are reported in the Investment in Plant fund subgroup when expenditures are incurred. Construction period interest cost in excess of earnings associated with the debt proceeds is capitalized as a component of the fixed asset.

Fixed assets, such as roads, parking lots, decks, sidewalks, and other non-building structures and improvements are capitalized as infrastructure.

J. Vacation and Sick Leave - The University's policy is to record the cost of vacation leave when earned. The policy provides for a maximum accumulation of unused vacation leave of 30 days which can be carried forward each January 1st or for which an employee can be paid upon termination of employment. Also, any accumulated vacation leave in excess of 30 days at year-end is converted to sick leave. Under this policy, the accumulated vacation leave for each employee at June 30th equals the leave carried forward at the previous December 31st plus the leave earned, less the leave taken between January 1st and June 30th.

The University has the policy of recording the cost of sick leave when taken and paid rather than when the leave is earned. The policy provides for unlimited accumulation of sick leave, but the employee cannot be compensated for any unused sick leave upon termination of employment.

K. Revenue Recognition - Current Funds revenues, as reflected on Exhibit C, include all exchange and non-exchange transactions earned and in which all eligibility requirements (resource provider conditions) have been satisfied, if measurable and probable of collection.

NOTES TO THE FINANCIAL STATEMENTS (CONTINUED)

Certain Unrestricted Proprietary Fund auxiliary operations provide goods and services to activities reported in the Unrestricted General Fund (as well as external customers). These auxiliary operations include activities such as central stores, the print shop, and other auxiliaries with interdepartmental activities. Because the University reports its Unrestricted General and Proprietary Fund activities separately on the financial statements, inter-departmental charges between the Unrestricted General and Proprietary Funds have not been eliminated. The total internal (and external) transactions related to these operations totaled approximately \$2,629,896.81 for the fiscal year ended June 30, 2001. These internal (and external) charges have been reported as a part of sales and service revenue and the related costs as internal service operation expenses.

Tuition remission and waivers are recorded as "Tuition and Fees" revenue and as "Student Financial Aid" expenditures on the accompanying financial statements.

Student fees pledged under bond indentures are reported as unrestricted revenues when received unless such fees are not legally available for other purposes, in which case they are reported as an addition to Debt Service Fund equity.

- L. Endowment Investment Return** - Investments of the University's endowment funds are pooled, unless required to be separately invested by the donor. Investment return of the University's endowment funds is predicated on the total return concept (yield plus appreciation). Annual spending amounts are calculated by multiplying the spending rate (4.5%) times a three-year moving average of the market value. To the extent that the total return for the current year exceeds the payout, the excess is added to principal. If current year earnings do not meet the payout requirements, the University uses accumulated income and appreciation to make up the difference.

Endowments are classified as either "true" or "quasi". True endowments are funds that the donor has specified, as a condition of the gift, that the principal be maintained indefinitely. Quasi-endowments are funds on which there is no such restriction placed by the donor. For classification purposes, the income and appreciation added to principal is classified as quasi-endowment, unless the donor has stipulated otherwise.

NOTES TO THE FINANCIAL STATEMENTS (CONTINUED)

- M. Refunds of State Appropriations** - Refunds related to the return of prior year state appropriations are reported on the accompanying financial statement as an expenditure. Refunds related to current year appropriations are reported on the accompanying financial statements as a reduction to State Appropriations. These refunds were deemed necessary by the Governor as a result of decreases in projected State revenues.

NOTE 2 - DEPOSITS AND INVESTMENTS

- A. Deposits** - The University is required by General Statute 147-77 to deposit its budget code cash and by the University of North Carolina Board of Governors pursuant to General Statute 116-36.1 to deposit its institutional trust funds, except for funds received for services rendered by health care professionals, in the State Treasurer's Cash and Investment Pool. In addition, the University may voluntarily deposit endowment funds, special funds, revenue bond proceeds, debt service funds, and funds received for services rendered by health care professionals with the State Treasurer's Cash and Investment Pool. Special funds consist of moneys for intercollegiate athletics and agency funds held directly by the University.

Deposits include cash and cash equivalents, and certificates of deposit totaling \$34,817,395.23. At year-end, cash on hand was \$4,475,730.48. The University's portion of the State Treasurer's Cash and Investment Pool was \$30,259,586.30. It is the State Treasurer's policy and practice for deposits not covered by federal depository insurance to be covered by collateral held by the State of North Carolina's agent in the name of the State and for his investments to be held by the State's agent in the State's name. The carrying amount of the University's deposits not with the State Treasurer was \$82,078.45 and the bank balance was \$120,415.90. Of the bank balance, \$110,994.02 was covered by federal depository insurance and \$9,421.88 was uninsured and uncollateralized.

North Carolina General Statutes 147-69.1(c) and 147-69.2 authorize the State Treasurer to invest in the following: obligations of or fully guaranteed by the United States; obligations of certain federal agencies; repurchase agreements; obligations of the State of North Carolina; certificates of deposit of specified institutions; prime quality commercial paper; specified bills of exchange; asset-backed securities, corporate bonds and notes with specified ratings; general obligations of other states; general obligations of North Carolina local governments; certain venture capital limited partnerships; and the obligations or securities of the North Carolina Enterprise Corporation.

NOTES TO THE FINANCIAL STATEMENTS (CONTINUED)

The financial statements and disclosures for the State Treasurer's Cash and Investment Pool are included in the State of North Carolina's *Comprehensive Annual Financial Report*. An electronic version of this report is available by accessing the North Carolina Office of the State Controller's Internet home page <http://www.osc.state.nc.us/> and clicking on "Financial Reports", or by calling the State Controller's Financial Reporting Section at (919) 981-5454.

- B. Investments** - The University is authorized by The University of North Carolina Board of Governors pursuant to General Statute 116-36.2 to invest its special funds and funds received for services rendered by health care professionals in the same manner as the State Treasurer is required to invest, as previously discussed.

Bond proceeds and debt service funds are invested in accordance with the bond resolutions in obligations which will by their terms mature on or before the date funds are expected to be required for expenditure or withdrawal.

General Statute 116-36(e) provides that the trustees of the Endowment Fund shall be responsible for the prudent investment of the Fund in the exercise of their sound discretion, without regard to any statute or rule of law relating to the investment of funds by fiduciaries but in compliance with any lawful condition placed by the donor upon that part of the Endowment Fund to be invested.

Investments of the University's component unit, the Donald R. Watson Foundation Inc. is subject to and restricted by General Statute 36B "Uniform Management of Institutional Funds Act" (UMIFA) and any requirements placed on them by contract or donor agreements.

Investments of various funds may be pooled unless prohibited by statute or by terms of the gift or contract. The University utilizes investment pools to manage investments and distribute investment income. The University utilizes the following investment pools:

Long Term Investment Pool - This is an internal investment pool that is utilized for the investment of the endowment funds. Fund ownership is measured using the unitized method. Under this method, each participating fund's investment balance is determined on the basis of the number of units purchased multiplied times the current unit market value. The investment strategy, including the selection of investment managers, is based on the directives of the University's Endowment Board.

NOTES TO THE FINANCIAL STATEMENTS (CONTINUED)

Credit Risk Categories - The University's investments (pooled and non-pooled) are categorized below to give an indication of the level of risk assumed by the entity at year-end. The credit risk categories are concerned with custodial credit risk, which is the risk that a government will not be able to recover the value of investment or collateral securities that are in the possession of an outside party if the counterparty to the investment transaction fails. There are three categories of credit risk. Category 1 includes investments that are insured or registered or for which the securities are held by the University or its agent in the University's name. Category 2 includes uninsured and unregistered investments for which the securities are held by a counterparty's trust department or agent in the University's name. Category 3 includes uninsured and unregistered investments for which the securities are held by the broker or dealer, or by a counterparty's trust department or agent but not in the University's name.

A summary of the University's investments at June 30, 2001 is presented below.

Long Term Investment Pool

	Fair Value		
	Risk Category		
	1	2	3
			Total
Categorized Investments:			
U. S. Government Securities	\$ 0.00	\$ 0.00	\$ 3,482,704.00
Investments Not Categorized:			
Money Market Funds			360,467.60
Mutual Funds			19,490,924.25
Total Investments Not Categorized			19,851,391.85
Total Temporary Pool Investments			<u>\$ 23,334,095.85</u>

Non Pooled Investments

	Fair Value		
	Risk Category		
	1	2	3
			Total
Categorized Investments:			
U. S. Government Securities	\$ 167,356.31	\$ 0.00	\$ 1,886,603.69
Corporate Bonds	15,154.59		21,877.91
Corporate Stocks	261,198.20		418,437.09
Repurchase Agreements			1,602,330.00
Total Categorized Investments	<u>\$ 443,709.10</u>	<u>\$ 0.00</u>	<u>\$ 3,929,248.69</u>
Investments Not Categorized:			
Money Market Funds			5,098,169.75
Mutual Funds			356,382.73
Real Estate			765.63
Other Investments			14,090.50
Total Investments Not Categorized			5,469,408.61
Total Non Pooled Investments			<u>\$ 9,842,366.40</u>

NOTES TO THE FINANCIAL STATEMENTS (CONTINUED)

Total Investments

	Fair Value		
	Risk Category		
	1	2	3
			Total
Total Categorized Investments	<u>\$ 443,709.10</u>	<u>\$ 0.00</u>	<u>\$ 7,411,952.69</u>
Total Investments Not Categorized			<u>25,320,800.46</u>
Total Investments			<u>\$ 33,176,462.25</u>

C. Non-Current Funds Gains and Losses on Investments - The net change in fair value of investments is recorded as part of "Investment Income" on the accompanying financial statements. The additions and deductions to the non-current fund's fund equity resulting from the net change in fair value of investments follow:

	Net Unrealized Dividend Gains/Losses	Realized Gains	Realized Losses	Net Change in Fair Value
Endowment Fund	<u>\$ (4,429,511.21)</u>	<u>\$ 3,286,984.11</u>	<u>\$ (59,234.98)</u>	<u>\$ (1,201,762.08)</u>

D. Endowment Fund Investments - The Board of Trustees of the Endowment Fund of the University has established a policy that emphasizes growth orientation in the investment of endowment funds. The fair value of the Endowment Fund Investments as of June 30, 2001 as compared to the prior year was as follows:

	Balance June 30, 2001	Balance June 30, 2000
Investments by Fund:		
Endowment	\$ 17,188,601.50	\$ 16,380,052.56
Quasi-Endowment Unrestricted	5,914,929.46	6,038,922.27
Quasi-Endowment Restricted	<u>257,023.36</u>	<u>391,599.26</u>
Total	<u>\$ 23,360,554.32</u>	<u>\$ 22,810,574.09</u>
Investment by Type:		
Debt Securities	\$ 3,482,704.00	\$ 3,844,891.00
Equity Securities	25,692.84	867,944.81
Money Market Funds	360,467.60	1,339,684.47
Mutual Funds	19,490,924.25	16,753,920.95
Real Estate	765.63	765.63
Securities Lending Collateral Investment Pool		<u>3,367.23</u>
Total	<u>\$ 23,360,554.32</u>	<u>\$ 22,810,574.09</u>

E. Derivative and Similar Transactions - A derivative is a financial instrument created from, or whose value depends on (is derived from), the value of one or more underlying assets, reference rates, or indexes of asset values. These instruments may include forwards, futures, currency and interest rate swaps, options, floaters/inverse floaters and caps/floors/collars. During the year the University did not invest in derivative investments but did invest in transactions similar to a derivative instrument. Investment transactions similar to a derivative may include securitized assets, such as mortgage-backed securities and other asset-backed securities. As required by generally accepted accounting principles, the nature of derivative or similar transactions entered into by the University, and the reasons for entering into those transactions follow:

Indirect Derivative Holdings - The University identifies various external investment funds (mutual funds, external investment pools, and limited partnerships) that meet asset allocation and investment management objectives. The University invests in these funds to increase the yield and return on its investment portfolio given the available alternative investment opportunities and to diversify its asset holdings. Fund investments generally include equity and bond funds. Certain funds expose the University to significant amounts of market risk by trading or holding derivative instruments and by leveraging the securities in the fund.

The University limits the amount of funds managed by any single asset manager and also limits the amount of funds to be invested in particular security classes. The investment funds that utilized derivative securities for the fiscal year ending June 30, 2001 are summarized below.

Commonfund – The Commonfund is an open-ended management investment company that offers approximately twenty-five diversified and non-diversified portfolios that each has unique investment objectives and strategies. The University participates in six of these portfolio which invest in a variety of currency, interest rate, and indexed derivative securities including futures, options on futures, structured notes, structured securities, forwards and swaps. As of June 30, 2001, the University's investment in the Commonfund was \$18,014,997.80.

NOTES TO THE FINANCIAL STATEMENTS (CONTINUED)

NOTE 3 - INTER-FUND RECEIVABLES AND PAYABLES

Due From/To Other Funds as of June 30, 2001 are summarized below:

Due From	Due To						Total Due From
	Unrestricted General	Unrestricted Proprietary	Restricted	Loan	Agency	Unexpended Plant	
Unrestricted General Fund	\$ 0.00	\$ 18,925.94	\$ 101.15	\$ 0.00	\$ 9.54	\$ 7,378.88	\$ 26,415.51
Unrestricted Proprietary Fund	2,202.16					39,909.92	42,112.08
Restricted Fund	420,745.11	1,512.00					422,257.11
Loan Fund	3,982.55						3,982.55
Endowment Fund	128,741.66	7,365.74	187,488.95	5,235.87			328,832.22
Agency Fund		1,789.44					1,789.44
Unexpended Plant Fund		199.38					199.38
Total Due To	\$ 555,671.48	\$ 29,792.50	\$ 187,590.10	\$ 5,235.87	\$ 9.54	\$ 47,288.80	\$ 825,588.29

These inter-fund receivables and payables are expected to be paid back during the next fiscal year at no interest.

In addition, other inter-fund borrowings of a temporary nature have occurred where one bank account is maintained for more than one fund. Because the fund making the temporary loan has not been determined by the University, these inter-fund borrowings are not reported as an asset of the fund making the advance or as a liability of the fund receiving the advance.

NOTE 4 - CHANGES IN FIXED ASSETS

A summary of changes in the fixed assets is presented as follows:

	Balance June 30, 2000	Restatement	Restated Balance July 1, 2000	Additions	Deletions	Balance June 30, 2001
Land	\$ 2,554,338.30	\$ 0.00	\$ 2,554,338.30	\$ 35,000.00	\$ 0.00	\$ 2,589,338.30
Buildings	131,768,181.55		131,768,181.55	577,711.78		132,345,893.33
Infrastructure	15,566,790.18		15,566,790.18	636,020.23		16,202,810.41
Furniture, Machinery and Equipment	17,491,667.96	(1,340,452.78)	16,151,215.18	2,024,027.19	684,800.94	17,490,441.43
Artwork, Artifacts and Literature	28,562,987.60		28,562,987.60	2,017,279.64	7,320.00	30,572,947.24
Construction in Progress	1,951,893.63		1,951,893.63	8,451,598.00	1,382,452.99	9,021,038.64
Total Fixed Assets	\$ 197,895,859.22	\$ (1,340,452.78)	\$ 196,555,406.44	\$ 13,741,636.84	\$ 2,074,573.93	\$ 208,222,469.35

NOTES TO THE FINANCIAL STATEMENTS (CONTINUED)

NOTE 5 - LONG-TERM OBLIGATIONS

A. Changes in Long-Term Obligations - A summary of changes in the long-term obligations is presented as follows:

	Balance July 1, 2000	Additions	Deletions	Balance June 30, 2001
Notes Payable	\$ 533,409.54	\$ 0.00	\$ 168,756.48	\$ 364,653.06
Bonds Payable (principal only)	32,220,000.00		2,285,000.00	29,935,000.00
Capital Leases	521,647.04		74,430.52	447,216.52
Total Long-Term Obligations	\$ 33,275,056.58	\$ 0.00	\$ 2,528,187.00	\$ 30,746,869.58

B. Notes Payable - The University was indebted for notes payable in the amount of \$364,653.06 at June 30, 2001 for the purposes shown in the following table.

<u>Purpose</u>	<u>Financial Institution</u>	<u>Interest Rate/ Ranges</u>	<u>Final Maturity Date</u>	<u>Original Amount Of Issue</u>	<u>Principal Paid Through 06/30/01</u>	<u>Principal Outstanding 06/30/01</u>
Parking Lot Construction	Centura	6.37%	08/18/03	\$ 698,300.00	\$ 593,910.09	\$ 104,389.91
Parking Lot Construction	NationsBank	6.09%	06/30/01	769,400.00	769,400.00	
Parking Lot Construction	BB&T	5.23%	02/01/07	430,000.00	169,736.85	260,263.15
Total Notes Payable				\$ 1,897,700.00	\$ 1,533,046.94	\$ 364,653.06

NOTES TO THE FINANCIAL STATEMENTS (CONTINUED)

C. Bonds Payable - The University was indebted for bonds payable net of discount in the amount of \$29,935,000.00 at June 30, 2001 for the purposes shown in the following table:

Purpose	Series	Interest Rate/ Ranges	Final Maturity Date	Original Amount of Issue	Principal Paid Through 6/30/01	Principal Outstanding 6/30/01
<u>Dorm and Dining Hall</u>						
Construct Dorm	B	7.5 – 8.0	01/09	\$ 1,400,000.00	\$ 670,000.00	\$ 730,000.00
Construct Dorm	C	5.5 – 6.0	01/03	1,600,000.00	1,360,000.00	240,000.00
Construct Dorm	D	5.5 – 6.0	01/04	1,600,000.00	1,250,000.00	350,000.00
Construct Dorm	H	5.9 – 6.75	01/04	3,285,000.00	2,230,000.00	1,055,000.00
Construct Dorm	I	4.2 – 5.0	01/09	10,735,000.00	3,165,000.00	7,570,000.00
Construct Honors Dorm	J	4.6 – 5.4	01/18	6,440,000.00	610,000.00	5,830,000.00
Total Dorm and Dining Hall				<u>25,060,000.00</u>	<u>9,285,000.00</u>	<u>15,775,000.00</u>
<u>Physical Education System</u>						
Construct Trask Coliseum	B	3.3 – 5.5	01/10	1,140,000.00	400,000.00	740,000.00
<u>Union Revenue System</u>						
Construct Union Center	1990	6.9	01/00	5,367,000.00	5,367,000.00	
Refund 1990	1997	4.8 – 5.0	01/11	4,300,000.00	495,000.00	3,805,000.00
Total Union Revenue System				<u>9,667,000.00</u>	<u>5,862,000.00</u>	<u>3,805,000.00</u>
<u>Recreation Revenue</u>						
Construct Recreation Center	1998	4.5 – 5.15	01/19	10,300,000.00	685,000.00	9,615,000.00
Total Bonds Payable (principal only)				<u>\$ 46,167,000.00</u>	<u>\$ 16,232,000.00</u>	29,935,000.00
Less: Unamortized Discount						<u>448,230.53</u>
Total Bonds Payable						<u>\$ 29,486,769.47</u>

Designated student fees and revenue streams related to the systems financed have been pledged for the payment of these bonds. In addition, fund reservations required by the Bond Indentures have been established and recorded in the Debt Service Fund.

D. Annual Requirements - The annual requirements to pay principal and interest on the long-term obligations at June 30, 2001 are presented as follows:

Fiscal Year	Annual Requirements (Principal and Interest)		
	Bonds Payable	Notes Payable	Capital Leases
2002	\$ 3,891,340.00	\$ 110,079.20	\$ 116,995.44
2003	3,901,230.00	104,745.91	116,995.44
2004	3,772,850.00	64,715.66	116,995.44
2005	3,239,263.75	50,885.41	116,995.44
2006	3,251,151.25	48,518.15	77,996.95
2007-2011	13,297,882.50	34,835.07	
201-2016	6,721,080.00		
2017-2021	3,495,445.00		
Total Requirements	<u>\$ 41,570,242.50</u>	<u>\$ 413,779.40</u>	<u>\$ 545,978.71</u>

NOTES TO THE FINANCIAL STATEMENTS (CONTINUED)

NOTE 6 - CAPITAL LEASES

Capital lease obligations relating to athletic field lighting equipment are recorded at the present value of the minimum lease payments. Future minimum lease payments under capital lease obligations consist of the following at June 30, 2001:

<u>Fiscal Year</u>	<u>Amount</u>
2002	\$ 116,995.44
2003	116,995.44
2004	116,995.44
2005	116,995.44
2006	<u>77,996.95</u>
Total Minimum Lease Payments	\$ 545,978.71
Amount Representing Interest (8.72% Rate of Interest)	<u>98,762.19</u>
Present Value of Future Lease Payments	<u>\$ 447,216.52</u>

Leased assets included in Plant Funds amounted to \$611,342.00 at June 30, 2001.

NOTE 7 - OPERATING LEASES

Future minimum lease payments under non-cancelable operating leases consist of the following at June 30, 2001:

<u>Fiscal Year</u>	<u>Amount</u>
2002	\$ 358,742.40
2003	279,847.89
2004	281,542.57
2005	283,651.26
2006	163,324.51
2007-2011	<u>88,980.88</u>
Total Minimum Lease Payments	<u>\$ 1,456,089.51</u>

Rental expense for all operating leases during the year was \$243,482.18.

NOTES TO THE FINANCIAL STATEMENTS (CONTINUED)

NOTE 8 - COMMITMENTS AND CONTINGENCIES

- A. Commitments** – The University has established an encumbrance system to track its outstanding commitments on construction projects and other purchases. Outstanding commitments on construction contracts were \$1,532,646.13 and on other purchases were \$2,810,153.21 at June 30, 2001.
- B. Pending Litigation and Claims** - The University is a party to litigation and claims in the ordinary course of its operations. Since it is not possible to predict the ultimate outcome of these matters, no provision for any liability has been made in the financial statements. The University management is of the opinion that the liability, if any, for any of these matters will not have a material adverse effect on the financial position of the University.
- C. University Improvement General Obligation Bonds** – The 1999-2000 Session of the General Assembly of North Carolina authorized the issuance of two billion five hundred million dollars of general obligation bonds of the State, as subsequently approved by a vote of qualified voters of the State, to provide funds for capital improvements for the University of North Carolina. The funds authorized are to be used solely for capital facilities cost on the University of North Carolina campuses as specified in the legislation. The bond legislation specifies the amount of bond funding for each University campus and the level of bond funding intended for each project. The bonds are authorized to be issued over a six-year period beginning in 2001 at a level not to exceed amounts provided in the legislation. Using a cash flow financing approach, The University of North Carolina – General Administration (UNC-GA), establishes annual amounts not to exceed for each approved project. The amounts not to exceed are subject to change due to actual cash availability and needs during the year. Subsequent to the bond sales and the availability of bond proceeds, UNC-GA notifies the Office of State Budget, Planning, and Management (OSBPM) of the amounts not to exceed for each approved project. Within these amounts, based on an official request of cash needs from the University, OSBPM authorizes allotments. The University records the allotments as revenue on the accompanying financial statements. In addition, amounts not allotted but accrued as expended at year-end are recorded as revenue. The University's remaining authorization \$107,758,195.00 is contingent on future bond sales and OSBPM allotment approval. Because of uncertainty and time restrictions the remaining authorization is not recorded as an asset or revenue on the accompanying financial statements.

NOTES TO THE FINANCIAL STATEMENTS (CONTINUED)

NOTE 9 - BUDGETING AND BUDGETARY CONTROL

The State of North Carolina operates on a biennial budget cycle with separate annual departmental and institutional certified budgets adopted by the General Assembly.

Chapter 116, Article 1, Part 2A of the North Carolina General Statutes authorizes the universities within the sixteen campus University of North Carolina System to apply for special responsibility status, which sets the legal level of budgetary control at the institution's budget code level. A budget code is a convention used in the State's accounting system to distinguish the type of fund and the responsible department or institution. Budget Codes are also used to segregate certain purposes within departments or institutions. Institutions with special responsibility status must still have certain budget revisions, primarily those associated with unanticipated revenues, approved by the Office of State Budget and Management. Additionally, universities must maintain programs and services in accordance with the guidelines established by the Board of Governors of the consolidated University of North Carolina System. The University of North Carolina at Wilmington has applied for and received special responsibility status.

After the budget is approved by the General Assembly and adopted by the Board of Governors, the University follows an established system of budgetary controls. Periodic interim budget statements to department heads guide them in managing budget allocations. Monthly financial reports, which include budget and actual data, are provided for each fund to individual managers responsible for the fund. When actual conditions require changes to the budget, revisions are prepared and communicated to those affected. Changes to the budget are reviewed and approved at the University or State level as required. The University maintains an encumbrance accounting system as another method to ensure that imposed expenditure constraints are observed. The state budgetary control is maintained on a cash basis of accounting.

NOTE 10 - RISK MANAGEMENT

The University is exposed to various risks of loss related to torts; theft of, damage to, and the destruction of assets; errors and omissions; injuries to employees; and natural disasters. These exposures to loss are handled via a combination of methods, including participation in state-administered insurance programs, purchase of commercial insurance, and self retention of certain risks.

NOTES TO THE FINANCIAL STATEMENTS (CONTINUED)

Tort claims of up to \$500,000 are self-insured under the authority of the State Tort Claims Act. In addition, the State provides excess liability coverage up to \$11,000,000 public officers and employees via contract with a private insurance company. The premium, based on a composite rate, is paid by the University to the State's Agent of Record.

The State Property Fire Insurance Fund (Fund), an internal service fund of the State, insures all State owned buildings and contents for fire and various other property losses up to \$2,500,000 per occurrence. The Fund purchases excess insurance from private insurers to cover losses over the amounts insured by the Fund. Coverage for fire losses for operations supported by the State's General Fund is provided at no cost to the University. Other operations not supported by the State's General Fund are charged for fire coverage. The University also purchased through the Fund extended coverage, sprinkler leakage, business interruption, vandalism, theft, flood and "all risks" for buildings and contents. Losses covered by the Fund are subject to a \$500 per occurrence deductible except theft losses carry a \$1,000 per occurrence deductible. Wind coverage is provided by the Fund and its reinsurer but the University has \$100,000 deductible per building or \$500,000 deductible per occurrence. However, for losses involving a named storm, such as a hurricane, the University's deductible is increased to 1% of the total value of a building and its contents up to a maximum of \$3,000,000 per occurrence, but not less than \$100,000 per occurrence. There have been no significant reductions in insurance coverage from the previous year and settled claims have not exceeded coverage in any of the past three fiscal years. All State-owned vehicles are covered by liability insurance handled by the North Carolina Department of Insurance. The State is self-insured for the first \$500,000 of any loss through a retrospective rating plan. Excess insurance coverage is purchased through a private insurer to cover losses greater than \$500,000. The liability limits for losses occurring in state are \$500,000 per claimant and \$5,000,000 per occurrence. The University is charged premiums to cover the cost of excess insurance and to pay for those losses falling under the self-insured retention.

The University is protected for losses from employee dishonesty and computer fraud for employees paid in whole or in part from State funds. The blanket honesty bond is with a private insurance company and is handled by the North Carolina Department of Insurance with coverage of \$5,000,000 per occurrence and a \$50,000 deductible.

Employees and retirees are provided health care coverage by the Comprehensive Major Medical Plan, a component unit of the State. The Plan is funded by employer and employee contributions and is administered by a third party contractor. Health care coverage is optionally available through contractual agreements with several HMO plans.

The North Carolina Workers' Compensation Program provides benefits to workers injured on the job. All employees of the State and its component units

NOTES TO THE FINANCIAL STATEMENTS (CONTINUED)

are included in the program. When an employee is injured, the University's primary responsibility is to arrange for and provide the necessary treatment for work related injury. The University is responsible for paying medical benefits and compensation in accordance with the North Carolina Workers' Compensation Act. The University is self-insured for workers' compensation.

Term life insurance of \$25,000 to \$50,000 is provided to eligible workers. This self insured death benefit program is administered by the State Treasurer's Office and funded via employer contributions.

Additional details on the state-administered risk management programs are disclosed in the State's *Comprehensive Annual Financial Report*, issued by the Office of the State Controller.

NOTE 11 - PENSION PLANS

A. Retirement Plans - Each permanent full-time employee, as a condition of employment, is a member of either the Teachers' and State Employees' Retirement System or the Optional Retirement Program. The Teachers' and State Employees' Retirement System (System) is a multiple-employer cost sharing defined benefit pension plan administered by the North Carolina State Treasurer.

After five years of creditable service, members of the Teachers' and State Employees' Retirement System qualify for a vested deferred benefit. Employees who retire on or after age 65 and complete 5 years of membership service (age 55 and 5 years of creditable service for law enforcement officers), reach age 60 with 25 years of membership service, or complete 30 years of creditable service receive a retirement allowance of 1.81% of an average final compensation (based on the 4 consecutive years that produce the highest average) multiplied by the number of years of creditable service. Employees may retire with reduced benefits if they reach age 50 with 20 years of creditable service or reach age 60 with 5 years of creditable service (age 50 with 15 years creditable service for law enforcement officers).

Benefit and contribution provisions for the Teachers' and State Employees' Retirement System are established by North Carolina General Statute 135-5 and 135-8 and may be amended only by the North Carolina General Assembly. Employer and member contribution rates are set each year by the North Carolina General Assembly based on annual actuarial valuations. For the year ended June 30, 2001, these rates were set at 5.33% of covered payroll for employers and 6% of covered payroll for members.

NOTES TO THE FINANCIAL STATEMENTS (CONTINUED)

For the year ended June 30, 2001, the University had a total payroll of \$68,003,851.72 of which \$32,654,842.84 was covered under the Teachers' and State Employees' Retirement System. Total employee and employer contributions for pension benefits for the year were \$1,959,290.57 and \$1,704,503.13, respectively. The University made one hundred percent of its annual required contributions for the years ended June 30, 2001, 2000, and 1999, which were \$1,740,503.13, \$2,446,560.07, and \$1,995,979.00, respectively.

In accordance with constitutional provisions requiring a balanced budget for the State of North Carolina, the Governor issued an executive order requiring the employers' share of retirement contributions for the months February 2001 through June 2001 to be transferred to a reserve account rather than paid to the Teachers' and State Employees' Retirement System. A portion of those funds was ultimately used by the State of North Carolina for general fund purposes and not released to the retirement system. The total amount of employer contributions paid by the University has been recognized as pension costs in the financial statements. The contributions which were not released to the Teachers' and State Employees' Retirement System are considered immaterial to the University's financial statements taken as whole. The University has no liability for pension costs beyond the contributions already made.

The Teachers' and State Employees' Retirement System's financial information is included in the State of North Carolina *Comprehensive Annual Financial Report*. An electronic version of this report is available by accessing the North Carolina Office of the State Controller's Internet home page <http://www.osc.state.nc.us/> and clicking on "Financial Reports", or by calling the State Controller's Financial Reporting Section at (919) 981-5454.

The Optional Retirement Program (Program) is a defined contribution retirement plan, which provides retirement benefits with options for payments to beneficiaries in the event of the participant's death. Administrators and eligible faculty of the University may join the Program instead of the Teachers' and State Employees' Retirement System. The Program offers plans administered by the Teachers' Insurance Annuity Association and College Retirement Equities Fund (TIAA-CREF), as well as Lincoln National Life Insurance Company, the Variable Annuity Life Insurance Company (VALIC) and Fidelity Investments. Participant eligibility and contributory requirements are established by General Statute 135-5.1. Participants contribute 6% of their salary and the University matches with a 6.84% contribution for pension benefits. The University assumes no liability other than its contribution.

Participants in the Program are vested after five years of service but plan administrators must return the value of the participant's and University's contribution to both the participant and the University if termination occurs prior to five years of service. Participants may direct their contributions to TIAA-CREF, Lincoln National, VALIC, Fidelity Investment or combinations of the aforementioned. Participants in all three plans may choose to invest among several alternatives, including fixed and variable accounts. Employees may elect to have their contributions deposited by one provider and the matching benefit deposited by another, or they may elect to have both deposited by the same provider.

For the year ended June 30, 2001, the University had a total payroll of \$68,003,851.72 of which \$25,134,043.47 was covered under the Optional Retirement Program. Total employee and employer contributions for pension benefits for the year were \$1,508,042.61 and \$1,719,168.57, respectively.

B. Deferred Compensation and Supplemental Retirement Income Plans

IRC Section 457 Plan - The State of North Carolina offers its permanent employees a deferred compensation plan created in accordance with Internal Revenue Code Section 457 through the North Carolina Public Employee Deferred Compensation Plan (the Plan). The Plan permits each participating employee to defer a portion of his or her salary until future years. The deferred compensation is available to employees upon separation from service, death, disability, retirement or financial hardships if approved by the Board of Trustees of the Plan. The Board, a part of the North Carolina Department of Administration, maintains a separate fund for the exclusive benefit of the participating employees and their beneficiaries, *the North Carolina Public Employee Deferred Compensation Trust Fund*. The Board also contracts with an external third party to perform certain administrative requirements and to manage the trust fund's assets. All costs of administering and funding the Plan are the responsibility of the Plan participants. No costs are incurred by the University. The voluntary contributions by employees amounted to \$29,814.36 for the year ended June 30, 2001.

IRC Section 401(k) Plan - All members of the Teachers' and State Employees' Retirement System and the Optional Retirement Program are eligible to enroll in the Supplemental Retirement Income Plan, a defined contribution plan, created under Internal Revenue Code Section 401(k). All costs of administering the plan are the responsibility of the Plan participants. No costs are incurred by the University except for a 5% employer contribution for the University's law enforcement officers,

which is mandated under General Statute 143-163.30(e). Total employer contributions on behalf of University law enforcement officers for the year ended June 30, 2001 were \$45,981.24. The voluntary contributions by employees amounted to \$432,971.00 for the year ended June 30, 2001.

IRC Section 403(b) and 403(b)(7) Plans - All University employees who work can participate in tax sheltered annuity plans created under Internal Revenue Code Sections 403(b) and 403(b)(7). The employee's eligible contributions, made through salary reduction agreements, are exempt from federal and state income taxes until the annuity is received or the contributions are withdrawn. These plans are exclusively for employees of universities and certain charitable and other non-profit institutions. All costs of administering and funding these plans are the responsibility of the Plan participants. No costs are incurred by the University. The voluntary contributions by employees amounted to \$1,065,165.27 for the year ended June 30, 2001.

NOTE 12 - OTHER POSTEMPLOYMENT BENEFITS

- A. Health Care for Long-Term Disability Beneficiaries and Retirees -** The University participates in state administered programs which provide postemployment health insurance to eligible former employees. Eligible former employees include long-term disability beneficiaries of the Disability Income Plan of North Carolina, and retirees of the Teachers' and State Employee's Retirement System or the Optional Retirement Program. These benefits were established by Chapter 135, Article 3, Part 3, of the General Statutes and may be amended only by the North Carolina General Assembly. Funding for the health care benefit for long-term disability beneficiaries and retirees is financed on a pay-as-you-go basis. The University contributed 1.28% of the covered payroll under the Teachers' and State Employees' Retirement System and the Optional Retirement Program for these health care benefits. For the fiscal year ended June 30, 2001, the University's total contribution to the Plan was \$740,068.60. The University assumes no liability for retiree health care benefits provided by the programs other than its required contribution. Additional detailed information about these programs can be located in the State of North Carolina's *Comprehensive Annual Financial Report*.
- B. Long-Term Disability -** The University participates in the Disability Income Plan of North Carolina (DIPNC). Established by Chapter 135, Article 6, of the General Statutes, DIPNC provides short-term and long-term disability benefits to eligible members of the Teachers' and State Employees' Retirement System or the Optional Retirement Program. The Plan provides disability income to eligible participants. Long-term disability income benefits are advance funded on an actuarially determined basis using the one-year term cost method. The University

NOTES TO THE FINANCIAL STATEMENTS (CONTINUED)

contributes .52% of covered payroll under the Teachers' and State Employees' Retirement System and the Optional Retirement Program to the DIPNC. For the fiscal year ended June 30, 2001, the University's total contribution to the DIPNC was \$300,502.21. The University assumes no liability for long-term disability benefits under the plan other than its contribution. Additional detailed information about the DIPNC is disclosed in the State of North Carolina's *Comprehensive Annual Financial Report*.

NOTE 13 - CONSTRUCTION COSTS PAID FROM DEBT PROCEEDS

Construction costs paid from University issued debt proceeds are not reflected as additions to fund equity of the Investment in Plant Fund but rather as an increase to the Investment in Plant Fund's assets and liabilities. During the year, \$274,498.11 was added to the Investment in Plant Fund's assets and liabilities for assets purchased from debt proceeds.

NOTE 14 - RELATED PARTIES

Foundations - There are three separately incorporated non-profit foundations associated with the University. These foundations are The Foundation of The University of North Carolina at Wilmington, Inc., The University of North Carolina at Wilmington Alumni Association, Inc. and The University of North Carolina at Wilmington Student Aid Association, Inc.

These organizations serve as the primary fundraising arm of the University through which individuals, corporations and other organizations support University programs by providing scholarships, fellowships, faculty salary supplements, and unrestricted funds to specific colleges and the University's overall academic environment. The University's financial statements do not include the assets, liabilities, net assets or operational transactions of the foundations, except for support from each organization to the University. This support approximated \$1,949,658.34 for the year ended June 30, 2001.

NOTE 15 - PLEDGES RECEIVABLE

The University has pledges receivable in the amount of \$34,543.19. Pledges that are expected to be collected and available for expenditure, that are both verifiable and measurable, are reported on the accompanying financial statements as part of accounts receivable. The pledges are receivable annually over varying time periods ranging from one to two years. In accordance with

NOTES TO THE FINANCIAL STATEMENTS (CONTINUED)

generally accepted accounting principles, the original amount pledged has been discounted based on a projected interest rate for the outstanding periods. Due to the nature of the donor organizations, the University considers these pledges to be collectible. Scheduled receipts and the discounted amount under these pledge commitments are as follows:

<u>Fiscal Year</u>	<u>Amount</u>
2002	\$ 17,378.74
2003	<u>17,812.50</u>
Total Pledge Receipts Expected	\$ 35,191.24
Discount Amount Representing Interest (3.58% Rate of Interest)	<u>648.05</u>
Present Value of Pledge Receipts Expected	<u><u>\$ 34,543.19</u></u>

Pledges not available for expenditure, such as additions to permanent endowments, are not recorded until received because the donor condition not to expend cannot start to be satisfied until received.

NOTE 16 - ACCOUNTING CHANGES

- A. Securities Lending Transactions** - The University deposits certain funds with the State Treasurer's Cash and Investment Pool, which participates in securities lending activities. In prior years it was the State's policy to allocate the risk associated with these transactions to each component unit. For the year ending June 30, 2001, the State changed its policy, as a result of discussion with the GASB technical staff, to report the associated risk as part of the State of North Carolina's fiduciary funds rather than to allocate the risk to component units. The effect of this change removes from the University issued financial statements the assets and liabilities associated with the State Treasurer's security lending program. This change does not affect the University's beginning fund equities.
- B. Governmental Accounting Standard Board, Statement #33 - *Accounting and Reporting of Non-Exchange Transactions*** - Effective July 1, 2000, the University implemented the new accounting and reporting standards required in GASB #33. This standard provides accounting rules over non-exchange transactions and changes the University's standards for the recognition of revenues and the reporting of funds received but not earned in the University's restricted fund. In prior years, the University reported funds received but not expended in its restricted fund as an addition to fund equity. Based on this new standard,

NOTES TO THE FINANCIAL STATEMENTS (CONCLUDED)

restricted fund as an addition to fund equity. Based on this new standard, revenues are recognized when earned and when the resource provider's conditions have been satisfied. Amounts received not meeting the recognition requirements are now reported as deferred revenue. In addition, the new standard requires promises to give (pledges) that are expected to be collected and available for expenditure, and that are verifiable and measurable, be recorded as a receivable and revenue, upon satisfying the resource provider's conditions. Prior to this year, pledges were not recorded as a receivable unless there was a legally enforceable right. There was no effect on fund balances due to implementing this standard.

NOTE 17 - PRIOR PERIOD ADJUSTMENT

As of July 1, 2000, the fund equity of the various funds as previously reported was restated as follows:

<u>Fund Group</u>	<u>Removal of Software from Fixed Assets per OSC Guidelines</u>
Investment in Plant Fund	\$ (1,340,452.78)

The University of North Carolina at Wilmington
Revenue Bond Funds
Balance Sheet
June 30, 2001

Schedule 1

	Dormitory and Dining Hall System	Physical Education System	Student Union System	Recreation Center System
REVENUE FUND				
Assets:				
Cash and Cash Equivalents	\$ 1,942,916.57	\$ 376,990.01	\$ 958,640.27	\$ 178,421.24
Receivables	24,954.29			
Due From Other Funds	15,483.40	124.03		
Total Assets	\$ 1,983,354.26	\$ 377,114.04	\$ 958,640.27	\$ 178,421.24
Liabilities and Fund Equity:				
Liabilities:				
Accounts Payable and Accrued Liabilities	\$ 58,807.79	\$ 0.00	\$ 0.00	\$ 0.00
Due to Other Funds	3,036.76	14,925.80		
Accrued Vacation Leave	45,856.00			
Total Liabilities	107,700.55	14,925.80		
Fund Equity:				
Unrestricted	1,875,653.71	362,188.24	958,640.27	178,421.24
Total Liabilities and Fund Equity	\$ 1,983,354.26	\$ 377,114.04	\$ 958,640.27	\$ 178,421.24
BOND AND INTEREST SINKING FUND				
Assets:				
Cash and Cash Equivalents	\$ 718,208.72	\$ 3,000.00	\$ 527,620.34	\$ 0.00
Investments	4,893,077.36	194,574.52	381,866.80	591,821.56
Total Assets	\$ 5,611,286.08	\$ 197,574.52	\$ 909,487.14	\$ 591,821.56
Liabilities and Fund Equity:				
Liabilities:				
Accounts Payable and Accrued Liabilities	\$ 5,282.15	\$ 1,391.25	\$ 0.00	\$ 0.00
Bonds Payable	1,857,689.41	44,700.00	27,969.65	25,703.22
Interest Payable	407,792.50	19,756.25	93,090.00	237,351.25
Deferred Revenue	213,866.69			
Total Liabilities	2,484,630.75	65,847.50	121,059.65	263,054.47
Fund Equity:				
Restricted	2,469,671.00	111,275.00		
Unrestricted	656,984.33	20,452.02	788,427.49	328,767.09
Total Fund Equity	3,126,655.33	131,727.02	788,427.49	328,767.09
Total Liabilities and Fund Equity	\$ 5,611,286.08	\$ 197,574.52	\$ 909,487.14	\$ 591,821.56

The University of North Carolina at Wilmington
Revenue Bond Funds
Balance Sheet
June 30, 2001

Schedule 1
Page 2

		Dormitory and Dining Hall System	Physical Education System	Student Union System	Recreation Center System
REPAIR AND REPLACEMENT RESERVE					
Assets:					
Cash and Cash Equivalents	\$	314,250.00	\$ 0.00	\$ 0.00	\$ 0.00
Investments		778,608.92	58,456.73	249,723.20	422,529.69
Total Assets	\$	1,092,858.92	\$ 58,456.73	\$ 249,723.20	\$ 422,529.69
Liabilities and Fund Equity:					
Fund Equity:					
Restricted	\$	778,608.92	\$ 58,456.73	\$ 249,723.20	\$ 422,529.69
Unrestricted		314,250.00			
Total Fund Equity		1,092,858.92	58,456.73	249,723.20	422,529.69
Total Liabilities and Fund Equity	\$	1,092,858.92	\$ 58,456.73	\$ 249,723.20	\$ 422,529.69

The University of North Carolina at Wilmington
Revenue Bond Funds
Schedule of Changes in Fund Equity
Year Ended June 30, 2001

Schedule 2

	Dormitory and Dining Hall System	Physical Education System	Student Union System	Recreation Center System
REVENUE FUND				
Additions:				
Tuition and Fees	\$ 0.00	\$ 171,463.07	\$ 659,947.84	\$ 945,884.64
Investment Income	143,233.66	12,540.30	36,512.42	22,122.09
Sales and Services	11,805,749.30			
Other Revenues and Additions	52,820.98			
Nonmandatory Transfers	123,245.73			
Total Additions	12,125,049.67	184,003.37	696,460.26	968,006.73
Deductions:				
Personnel Compensation	1,558,523.86			
Supplies and Materials	124,630.58			
Current Services	5,754,829.42			
Fixed Charges	157,321.10			
Capital Outlay	117,156.65		36,949.82	
Miscellaneous	3,031.23	495.84	2,385.84	929.17
Mandatory Transfers	2,653,077.60	97,491.68	467,815.85	813,676.43
Nonmandatory Transfers	909,692.80	72,780.54	27,268.75	100,000.00
Total Deductions	11,278,263.24	170,768.06	534,420.26	914,605.60
Net Increase in Fund Equity	846,786.43	13,235.31	162,040.00	53,401.13
Fund Equity July 1, 2000	1,028,867.28	348,952.93	796,600.27	125,020.11
Fund Equity June 30, 2001	\$ 1,875,653.71	\$ 362,188.24	\$ 958,640.27	\$ 178,421.24
BOND AND INTEREST SINKING FUND				
Additions:				
Investment Income	\$ 166,200.74	\$ 8,611.30	\$ 10,181.24	\$ 13,274.28
Federal Contracts and Grants	24,640.00			
Nonmandatory Transfers	67,763.34	5,191.08	7,511.61	12,709.60
Mandatory Transfers	3,338,827.60	97,491.68	467,815.85	813,676.43
Total Additions	3,597,431.68	111,294.06	485,508.70	839,660.31
Deductions:				
Retirement of Indebtedness	1,585,000.00	65,000.00	285,000.00	350,000.00
Interest on Indebtedness	872,118.79	41,865.00	197,076.89	472,407.26
Other Expenditures and Deductions	22,949.44	5,422.50	7,343.98	6,275.48
Nonmandatory Transfers	410,638.34	3,432.67		
Total Deductions	2,890,706.57	115,720.17	489,420.87	828,682.74
Net Increase (Decrease) in Fund Equity	706,725.11	(4,426.11)	(3,912.17)	10,977.57
Fund Equity July 1, 2000	2,419,930.22	136,153.13	792,339.66	317,789.52
Fund Equity June 30, 2001	\$ 3,126,655.33	\$ 131,727.02	\$ 788,427.49	\$ 328,767.09

The University of North Carolina at Wilmington
Revenue Bond Funds
Schedule of Changes in Fund Equity
Year Ended June 30, 2001

Schedule 2
Page 2

	Dormitory and Dining Hall System	Physical Education System	Student Union System	Recreation Center System
REPAIR AND REPLACEMENT RESERVE				
Additions:				
Investment Income	\$ 30,857.14	\$ 3,215.14	\$ 13,734.81	\$ 23,239.29
Mandatory Transfers	342,875.00			
Total Additions	373,732.14	3,215.14	13,734.81	23,239.29
Deductions:				
Nonmandatory Transfers	685,750.00	1,758.41	7,511.61	12,709.60
Net Increase (Decrease) in Fund Equity	(312,017.86)	1,456.73	6,223.20	10,529.69
Fund Equity July 1, 2000	1,404,876.78	57,000.00	243,500.00	412,000.00
Fund Equity June 30, 2001	\$ 1,092,858.92	\$ 58,456.73	\$ 249,723.20	\$ 422,529.69

The University of North Carolina at Wilmington
Intercollegiate Athletics Program
Statement of Current Funds Revenues and Expenditures
Year Ended June 30, 2001

Schedule 3

	Men's Basketball	Women's Basketball	Other Sports	Nonprogram Specific	Total
Revenues:					
Student Fees	\$ 0.00	\$ 0.00	\$ 0.00	\$ 3,327,083.64	\$ 3,327,083.64
Ticket Sales	260,573.90	2,835.00	13,618.00	20,260.00	297,286.90
Tournament Revenue				232,325.35	232,325.35
Contest Guarantees	110,000.00	4,000.00			114,000.00
Institutional Sports Camps and Clinics	191,851.13	93,374.64	168,446.00		453,671.77
Gifts:					
Unrestricted	50,873.61	5,402.00	106,705.00	529,415.00	692,395.61
Investment Income:					
Unrestricted	2,365.16	2,365.16		37,305.78	42,036.10
Endowment Income:					
Unrestricted				358.89	358.89
State Appropriations	7,600.00	3,800.00	211,696.00	280,076.00	503,172.00
Other Sources	6,250.00	30.00	43,867.00	317,825.10	367,972.10
Total Revenues	629,513.80	111,806.80	544,332.00	4,744,649.76	6,030,302.36
Expenditures:					
Coaches' Salaries	382,803.00	157,195.00	716,167.00		1,256,165.00
Other Salaries	57,280.54	15,786.44	108,555.34	944,979.24	1,126,601.56
Travel:					
Team	103,812.27	57,144.57	266,606.87	31,284.13	458,847.84
Recruiting	48,468.24	28,146.72	33,981.04		110,596.00
Financial Aid	170,465.81	185,744.72	726,562.75	23,282.20	1,106,055.48
Maintenance and General Administration	145,420.47	64,637.70	125,226.42	498,920.96	834,205.55
Supplies and Uniforms	50,912.55	38,828.43	118,462.66	113,247.68	321,451.32
Equipment Purchases	2,180.42	692.18		79,790.39	82,662.99
Publicity				244,019.75	244,019.75
Contractual Services	19,421.00	4,238.00	740.00	43,386.60	67,785.60
Officials	74,864.92	43,934.26	54,602.04	17,840.50	191,241.72
Telephone	8,397.49	3,879.48	8,718.72	17,211.86	38,207.55
Miscellaneous	17,750.00	2,500.00	600.00		20,850.00
Total Expenditures	1,081,776.71	602,727.50	2,160,222.84	2,013,963.31	5,858,690.36
Excess (Deficiency) of Revenues over Expenditures	\$ (452,262.91)	\$ (490,920.70)	\$ (1,615,890.84)	\$ 2,730,686.45	\$ 171,612.00
The accompanying notes are an integral part of this statement.					

NOTE 1 - SIGNIFICANT ACCOUNTING POLICIES

- A. Organization and Purpose** - The University of North Carolina at Wilmington is a constituent institution of The University of North Carolina System which is a component unit of the State of North Carolina and an integral part of the State's *Comprehensive Annual Financial Report*. The University of North Carolina at Wilmington is classified as a Division I institution by the National Collegiate Athletic Association (NCAA).
- B. Basis of Presentation** - The preceding statement of current funds revenues and expenditures present the University's intercollegiate athletic program's activity in accordance with the NCAA financial audit guidelines. Those guidelines require only a presentation of the current funds revenues and expenditures by major program and is not intended to provide a complete presentation of the program's financial position or its changes in fund balances.
- C. Revenue Recognition** - Current funds revenues include (1) all unrestricted gifts, grants, fees, sales receipts, and other resources earned during the reporting period and (2) restricted resources to the extent that such funds were expended. Current funds revenues do not include restricted current funds received but not expended or resources that are restricted by external persons or agencies to funds other than current funds.
- D. Basis of Accounting** - The preceding statement of current funds revenues and expenditures was prepared in accordance with the accrual basis, except that no depreciation expense is reflected.
- E. Non-Monetary Transactions** - The University reports goods and services received either by donation or in an exchange transaction at their fair value at the date of receipt. Only services of those individuals possessing skills which would be purchased if not received through a non-monetary transaction are recorded.

During the year, leased vehicles were provided at no charge to the University. The values of these donations have been recorded as other sources on the preceding statement of current funds revenues and expenditures.

NOTE 2 - THE UNIVERSITY OF NORTH CAROLINA AT WILMINGTON STUDENT AID ASSOCIATION

The University of North Carolina at Wilmington Student Aid Association, Inc. (Association) is a separate and legal entity established to promote and support the University's intercollegiate athletic program. During the fiscal year, the University received direct current funds support from the Association, as well as indirect support through payments made on behalf of the University's current fund activities by the Association. These amounts are reported as contributions and expenditures on the preceding statement of current funds revenues and expenditures. The amounts provided as direct support and as indirect support follow:

Current Funds	
Direct Support	\$ 692,395.61
Indirect Support Funds	55,717.00


In addition to supporting the University's current fund activities, the Association also provided resources during the year for the following non-current funds activities.

Endowment Funds	\$ 32,200.00
-----------------	--------------

The University of North Carolina at Wilmington
Schedule of General Obligation Bond Project Authorizations, Budgets and Expenditures
For Project-to-Date as of June 30, 2001

Schedule 4

	Projected			Total			Expected
Capital Improvement Project	Start	General Obligation	Other	Project	Amount	Percent	Completion
	Date	Bonds Authorized	Sources	Budget	Expended	Completed	Date
Projects Started							
School of Education	June 2, 2000	\$ 19,755,800.00	\$ 744,200.00	\$ 20,500,000.00	\$ 563,651.00	0.03 %	March 1, 2004
Academic Classroom Facility	October 2, 2000	33,032,100.00		33,032,100.00		0.00 %	October 24, 2005
General Classroom Building	November 24, 2000	12,647,000.00		12,647,000.00		0.00 %	April 27, 2005
King Hall Building Renovation	March 16, 2001	2,697,400.00		2,697,400.00		0.00 %	February 22, 2005
Hoggard Hall Renovation/Academic Computer Center Addition	March 16, 2001	6,936,300.00		6,936,300.00		0.00 %	February 22, 2005
Westside Hall Renovation and Addition	October 2, 2000	2,687,300.00	1,000,000.00	3,687,300.00	61,850.00	0.02 %	March 2, 2004
Kenan Auditorium Renovation	August 27, 2001	3,095,300.00		3,095,300.00		0.00 %	August 3, 2005
Print Shop Expansion	October 2, 2000	400,000.00		400,000.00	8,110.00	0.02 %	May 14, 2003
Warehouse Expansion	March 16, 2001	800,000.00		800,000.00		0.00 %	October 14, 2003
Land Acquisition	June 2, 2000	2,100,000.00		2,100,000.00		0.00 %	September 10, 2001
Technology Infrastructure Expansion	June 2, 2000	2,949,000.00		2,949,000.00		0.00 %	November 29, 2005
Infrastructure Expansion	June 2, 2000	1,775,000.00		1,775,000.00		0.00 %	March 14, 2006
Primary Electrical System	June 2, 2000	2,238,200.00		2,238,200.00		0.00 %	March 14, 2006
Projects Not Started - To Be Funded in Future Years							
Alderman Hall Renovation	January 2, 2004	2,940,800.00		2,940,800.00		0.00 %	June 3, 2008
Kenan Hall Renovation	January 2, 2003	3,056,600.00		3,056,600.00		0.00 %	December 11, 2006
Hinton James Renovation	January 2, 2003	1,468,000.00		1,468,000.00		0.00 %	December 13, 2006
Friday Hall Laboratory Renovation	January 3, 2005	7,693,400.00		7,693,400.00		0.00 %	December 19, 2008
Marine Science Operations Facility	September 3, 2001	2,929,600.00		2,929,600.00		0.00 %	August 10, 2005
Total All Projects		\$ 109,201,800.00	\$ 1,744,200.00	\$ 110,946,000.00	\$ 633,611.00		
<p><i>Note: The 1999-2000 Session of the General Assembly of North Carolina authorized the issuance of two billion five hundred million dollars of general obligation bonds of the State, as subsequently approved by a vote of qualified voters of the State, to provide funds for capital improvements for the University of North Carolina. The projects listed on this schedule are those funded or to be funded by bond proceeds from the general obligation bonds authorized by Senate Bill 912.</i></p>							



Ralph Campbell, Jr.
State Auditor

STATE OF NORTH CAROLINA
Office of the State Auditor

2 S. Salisbury Street
20601 Mail Service Center
Raleigh, NC 27699-0601
Telephone: (919) 807-7500
Fax: (919) 807-7647
Internet <http://www.osa.state.nc.us>

**INDEPENDENT AUDITOR'S REPORT
ON COMPLIANCE AND ON INTERNAL CONTROL
OVER FINANCIAL REPORTING BASED ON AN AUDIT OF
FINANCIAL STATEMENTS PERFORMED IN ACCORDANCE WITH
GOVERNMENT AUDITING STANDARDS**

Board of Trustees
The University of North Carolina at Wilmington
Wilmington, North Carolina

We have audited the financial statements of The University of North Carolina at Wilmington, a component unit of the State of North Carolina, as of and for the year ended June 30, 2001, and have issued our report thereon dated November 21, 2001. We conducted our audit in accordance with auditing standards generally accepted in the United States of America and the standards applicable to financial audits contained in *Government Auditing Standards* issued by the Comptroller General of the United States.

Compliance

As part of obtaining reasonable assurance about whether the University's financial statements are free of material misstatement, we performed tests of its compliance with certain provisions of laws, regulations, contracts and grants, noncompliance with which could have a direct and material effect on the determination of financial statement amounts. However, providing an opinion on compliance with those provisions was not an objective of our audit and, accordingly, we do not express such an opinion. The results of our tests disclosed no instances of noncompliance that are required to be reported under *Government Auditing Standards*.

Internal Control Over Financial Reporting

In planning and performing our audit, we considered the University's internal control over financial reporting in order to determine our auditing procedures for the purpose of expressing our opinion on the financial statements and not to provide assurance on the internal control over financial reporting. Our consideration of the internal control over financial reporting would not necessarily disclose all matters in the internal control over financial reporting that might be material weaknesses. A material weakness is a condition in which the design or operation of one or more of the internal control components does not reduce to a relatively low level the risk that misstatements in amounts that would be material in relation to the financial statements being audited may occur and not be detected within a timely period by employees in the normal course of performing their assigned functions. We noted no matters involving the internal control over financial reporting and its operation that we consider to be material weaknesses.

**INDEPENDENT AUDITOR'S REPORT
ON COMPLIANCE AND ON INTERNAL CONTROL
OVER FINANCIAL REPORTING BASED ON AN AUDIT OF
FINANCIAL STATEMENTS PERFORMED IN ACCORDANCE WITH
GOVERNMENT AUDITING STANDARDS (CONCLUDED)**

This report is intended solely for the information and use of the Audit Committee, the Board of Trustees and Board of Governors, management and staff of the University, the Governor, the State Controller, the General Assembly, and federal awarding agencies and pass-through entities and is not intended to be, and should not be, used by anyone other than these specified parties.

A handwritten signature in black ink that reads "Ralph Campbell, Jr." in a cursive script.

Ralph Campbell, Jr.
State Auditor

November 21, 2001

DISTRIBUTION OF AUDIT REPORT

In accordance with G.S. § 147-64.5 and G.S. § 147-64.6(c)(14), copies of this report have been distributed to the public officials listed below. Additional copies are provided to other legislators, state officials, the press, and the general public upon request.

EXECUTIVE BRANCH

The Honorable Michael F. Easley	Governor of North Carolina
The Honorable Beverly M. Perdue	Lieutenant Governor of North Carolina
The Honorable Richard H. Moore	State Treasurer
The Honorable Roy A. Cooper, III	Attorney General
Mr. David T. McCoy	State Budget Officer
Mr. Robert L. Powell	State Controller
Ms. Molly Corbett Broad	President, The University of North Carolina
Dr. James R. Leutze	Chancellor
	The University of North Carolina at Wilmington
Mr. Timothy A. Jordan	Vice Chancellor for Business Affairs
	The University of North Carolina at Wilmington
Mr. Larry J. Dagenhart	Chairman, Board of Trustees
	The University of North Carolina at Wilmington

LEGISLATIVE BRANCH

Appointees to the Joint Legislative Commission on Governmental Operations

Senator Marc Basnight, Co-Chairman	Representative James B. Black, Co-Chairman
Senator Charlie Albertson	Representative Martha B. Alexander
Senator Frank W. Ballance, Jr.	Representative Flossie Boyd-McIntyre
Senator Charles Carter	Representative E. Nelson Cole
Senator Daniel G. Clodfelter	Representative James W. Crawford, Jr.
Senator Walter H. Dalton	Representative William T. Culpepper, III
Senator James Forrester	Representative W. Pete Cunningham
Senator Linda Garrou	Representative Beverly M. Earle
Senator Wilbur P. Gulley	Representative Ruth M. Easterling
Senator Kay R. Hagan	Representative Stanley H. Fox
Senator David W. Hoyle	Representative R. Phillip Haire
Senator Luther H. Jordan, Jr.	Representative Dewey L. Hill
Senator Ellie Kinnaird	Representative Mary L. Jarrell
Senator Howard N. Lee	Representative Maggie Jeffus
Senator Jeanne H. Lucas	Representative Larry T. Justus
Senator R. L. Martin	Representative Edd Nye
Senator William N. Martin	Representative Warren C. Oldham
Senator Stephen M. Metcalf	Representative William C. Owens, Jr.
Senator Fountain Odom	Representative E. David Redwine
Senator Aaron W. Plyler	Representative R. Eugene Rogers
Senator Eric M. Reeves	Representative Drew P. Saunders
Senator Dan Robinson	Representative Wilma M. Sherrill
Senator Larry Shaw	Representative Ronald L. Smith
Senator Robert G. Shaw	Representative Gregg Thompson
Senator R. C. Soles, Jr.	Representative Joe P. Tolson
Senator Ed N. Warren	Representative Russell E. Tucker
Senator David F. Weinstein	Representative Thomas E. Wright
Senator Allen H. Wellons	Representative Douglas Y. Yongue

DISTRIBUTION OF AUDIT REPORT (CONCLUDED)

Other Legislative Officials

Representative Philip A. Baddour, Jr.
Senator Anthony E. Rand
Senator Patrick J. Ballantine
Representative N. Leo Daughtry
Representative Joe Hackney
Mr. James D. Johnson

Majority Leader of the N.C. House of Representatives
Majority Leader of the N.C. Senate
Minority Leader of the N.C. Senate
Minority Leader of the N.C. House of Representatives
N. C. House Speaker Pro-Tem
Director, Fiscal Research Division

January 17, 2002

ORDERING INFORMATION

Copies of this report may be obtained by contacting the:

Office of the State Auditor
State of North Carolina
2 South Salisbury Street
20601 Mail Service Center
Raleigh, North Carolina 27699-0601

Internet: <http://www.ncauditor.net>

Telephone: 919/807-7500

Facsimile: 919/807-7647