



# STATE OF NORTH CAROLINA

**FINANCIAL STATEMENT AUDIT REPORT OF**

**APPALACHIAN STATE UNIVERSITY**

**BOONE, NORTH CAROLINA**

**FOR THE YEAR ENDED JUNE 30, 2001**

**OFFICE OF THE STATE AUDITOR**

**RALPH CAMPBELL, JR.**

**STATE AUDITOR**

**FINANCIAL STATEMENT AUDIT REPORT OF**

**APPALACHIAN STATE UNIVERSITY**

**BOONE, NORTH CAROLINA**

**FOR THE YEAR ENDED JUNE 30, 2001**

**BOARD OF GOVERNORS**

**THE UNIVERSITY OF NORTH CAROLINA**

**MOLLY CORBETT BROAD, PRESIDENT**

**BOARD OF TRUSTEES**

**JOHN A. ALLISON, IV, CHAIRMAN**

**GLENN W. WILCOX, SR., VICE CHAIRMAN**


**DR. JAMES DAVID BRANCH  
JAMES T. BROYHILL  
DR. ROY CARROLL  
WAYNE D. DUNCAN  
ROBERT G. FOX, JR.**

**BRENT KINCAID  
REBA S. MORETZ  
DR. HARRY A. NURKIN  
BRADLEY THOMPSON, JR.  
ROBERT L. TURCHIN**

**ADMINISTRATIVE OFFICERS**

**DR. FRANCIS T. BORKOWSKI, CHANCELLOR**

**JANE P. HELM, VICE CHANCELLOR FOR BUSINESS AFFAIRS**



Ralph Campbell, Jr.  
State Auditor

STATE OF NORTH CAROLINA  
Office of the State Auditor

2 S. Salisbury Street  
20601 Mail Service Center  
Raleigh, NC 27699-0601  
Telephone: (919) 807-7500  
Fax: (919) 807-7647  
Internet <http://www.osa.state.nc.us>

---

**AUDITOR'S TRANSMITTAL**

---

The Honorable Michael F. Easley, Governor  
The General Assembly of North Carolina  
Board of Trustees, Appalachian State University

This report presents the results of our financial statement audit of Appalachian State University, a component unit of the State of North Carolina, for the year ended June 30, 2001. Our audit was made by authority of Article 5A of G.S. §147.

The accounts and operations of the University are an integral part of the State's reporting entity represented in the State's *Comprehensive Annual Financial Report (CAFR)* and the State's *Single Audit Report*. In those reports, the State Auditor expresses an opinion on the State's financial statements. In the *Single Audit Report*, the State Auditor also presents the audit results on the State's internal controls and on the State's compliance with laws, regulations, contracts, and grants applicable to the State's financial statements and to its federal financial assistance programs.

As part of the audit work necessary for the CAFR and the *Single Audit Report*, the accounts and operations of the University were subject to audit procedures as we considered necessary. In addition, we performed auditing procedures that we considered necessary for us to report on the accompanying financial statements and supplementary information that relate solely to Appalachian State University. The audit procedures were conducted in accordance with auditing standards generally accepted in the United States of America and *Government Auditing Standards* issued by the Comptroller General of the United States.

The purpose of this report is to present the results of our audit on the accompanying financial statements and supplementary information that relate solely to Appalachian State University. A summary of our reporting objectives and audit results are:

- 1. Objective** - Express an opinion on the accompanying financial statements and supplementary information that relate solely to Appalachian State University.

**Results** - The accompanying financial statements present fairly, in all material respects, the amounts and disclosures made in accordance with accounting principles generally accepted in the United States of America. The accompanying supplementary information presents information that is fairly stated in all material respects in relation to the basic financial statements taken as a whole.

## AUDITOR'S TRANSMITTAL (CONCLUDED)

---

2. **Objective** - Present instances of noncompliance, if any, with laws, regulations, contracts, or grants.

**Results** - Our tests disclosed no instances of noncompliance which require disclosure herein under *Government Auditing Standards*.

3. **Objective** - Present significant deficiencies, if any, in internal control over financial reporting which could adversely affect the University's ability to record, process, summarize, and report financial data in the financial statements.

**Results** - Our tests disclosed no material weaknesses in internal control over financial reporting which require disclosure herein under *Government Auditing Standards*.

North Carolina General Statutes require the State Auditor to make audit reports available to the public. Copies of audit reports issued by the Office of the State Auditor may be obtained through one of the options listed in the back of this report.




Ralph Campbell, Jr.  
State Auditor

# TABLE OF CONTENTS

---

	PAGE
INDEPENDENT AUDITOR’S REPORT .....	1
FINANCIAL STATEMENTS	
Exhibits	
A    Balance Sheet .....	3
B    Statement of Changes in Fund Equity .....	5
C    Statement of Current Funds Revenues, Expenditures, and Other Changes .....	6
Notes to the Financial Statements .....	7
SUPPLEMENTARY INFORMATION	
Schedules	
1    Revenue Bond Funds - Balance Sheet .....	31
2    Revenue Bond Funds - Schedule of Changes in Fund Equity .....	32
3    Statement of Current Funds Revenues and Expenditures – Intercollegiate Athletics Program ..	33
4    Schedule of General Obligation Bond Project Authorizations, Budgets and Expenditures.....	35
INDEPENDENT AUDITOR’S REPORT ON COMPLIANCE AND ON INTERNAL CONTROL OVER FINANCIAL REPORTING BASED ON AN AUDIT OF FINANCIAL STATEMENTS PERFORMED IN ACCORDANCE WITH <i>GOVERNMENT AUDITING STANDARDS</i> .....	37
DISTRIBUTION OF AUDIT REPORT .....	39



Ralph Campbell, Jr.  
State Auditor

STATE OF NORTH CAROLINA  
**Office of the State Auditor**

2 S. Salisbury Street  
20601 Mail Service Center  
Raleigh, NC 27699-0601  
Telephone: (919) 807-7500  
Fax: (919) 807-7647  
Internet <http://www.osa.state.nc.us>

---

**INDEPENDENT AUDITOR'S REPORT**

---

Board of Trustees  
Appalachian State University  
Boone, North Carolina

We have audited the accompanying Balance Sheet of Appalachian State University, a component unit of the State of North Carolina, as of June 30, 2001, and the related Statement of Changes in Fund Equity and Statement of Current Funds Revenues, Expenditures, and Other Changes for the year then ended. These financial statements are the responsibility of the University's management. Our responsibility is to express an opinion on these financial statements based on our audit.

We conducted our audit in accordance with auditing standards generally accepted in the United States of America and the standards applicable to financial audits contained in *Government Auditing Standards* issued by the Comptroller General of the United States. Those standards require that we plan and perform the audit to obtain reasonable assurance about whether the financial statements are free of material misstatement. An audit includes examining, on a test basis, evidence supporting the amounts and disclosures in the financial statements. An audit also includes assessing the accounting principles used and significant estimates made by management, as well as evaluating the overall financial statement presentation. We believe that our audit provides a reasonable basis for our opinion.

In our opinion, the financial statements referred to above present fairly, in all material respects, the financial position of Appalachian State University as of June 30, 2001, and the changes in fund equity and the current funds revenues, expenditures, and other changes for the year then ended in conformity with accounting principles generally accepted in the United States of America.

As discussed in Note 17A to the financial statements, the University changed its method of accounting for securities lending transactions allocated from the State Treasurer's Cash and Investment Pool during the year ended June 30, 2001. As discussed in Note 17B to the financial statements, the University implemented Governmental Accounting Standard Board, Statement #33, *Accounting and Financial Reporting for Nonexchange Transactions*, during the year ended June 30, 2001.

In accordance with *Government Auditing Standards*, we have also issued our report dated November 19, 2001 on our consideration of the University's internal control over financial

## INDEPENDENT AUDITOR'S REPORT (CONCLUDED)

---

reporting and on our tests of its compliance with certain provisions of laws, regulations, contracts, and grants. This report is an integral part of an audit performed in accordance with *Government Auditing Standards* and should be read in conjunction with the independent auditor's report in considering the results of our audit.

Schedules 1, 2, 3 and 4 are presented for purposes of additional analysis and are not a required part of the basic financial statements. Such information has been subjected to the auditing procedures applied in the audit of the basic financial statements and, in our opinion, is fairly stated in all material respects in relation to the basic financial statements taken as a whole.



Ralph Campbell, Jr.  
State Auditor

November 19, 2001

**Appalachian State University**

**Balance Sheet**

**June 30, 2001**

**Exhibit A**

	Current Funds			Fiduciary Funds			Plant Funds		
	Unrestricted								Investment in Plant
	General	Proprietary	Restricted	Loan	Endowment	Agency	Unexpended	Debt Service	
<b>ASSETS</b>									
Cash and Cash Equivalents	\$ 3,740,625.86	\$ 29,819,863.52	\$ 127,935.80	\$ 1,368,731.70	\$ 0.00	\$ 919,544.70	\$ 27,707,876.87	\$ 10,635,331.40	\$ 0.00
Investments	96,440.18	9,792,185.01	282,734.11		5,292,379.69		1,722.67	3,976,098.21	
Receivables:									
Accounts Receivable (Net)	520,443.81	1,543,328.62	1,093,023.89			98,734.76	1,093,299.68	631,457.90	
Intergovernmental Receivables			632,204.37						
Interest Receivable	23,588.84	105,473.09	343.43	1,460.23			92,776.01	40,291.47	
Due from Other Funds	657,609.07	548,799.11	2,878.07				504,339.91	1,295,460.91	
Due from Primary Government							7,223,000.00		
Notes Receivable (Net)				3,667,720.13					
Inventories	640,288.87	3,235,007.97	737.14						
Prepaid Items	551,518.30	255,485.09	7,286.25			10,512.00		1,752.13	
Fixed Assets (Note 4)									332,176,053.22
<b>Total Assets</b>	<b>\$ 6,230,514.93</b>	<b>\$ 45,300,142.41</b>	<b>\$ 2,147,143.06</b>	<b>\$ 5,037,912.06</b>	<b>\$ 5,292,379.69</b>	<b>\$ 1,028,791.46</b>	<b>\$ 36,623,015.14</b>	<b>\$ 16,580,392.02</b>	<b>\$ 332,176,053.22</b>



**Appalachian State University**  
**Balance Sheet**  
**June 30, 2001**

**Exhibit A**  
**Page 2**

	Current Funds			Fiduciary Funds			Plant Funds		
	Unrestricted			Loan	Endowment	Agency	Unexpended	Debt Service	Investment in Plant
	General	Proprietary	Restricted						
<b>LIABILITIES AND FUND EQUITY</b>									
<b>Liabilities:</b>									
Accounts Payable and Accrued Liabilities:									
Accounts Payable	\$ 858,452.10	\$ 1,402,870.88	\$ 573,929.61	\$ 0.00	\$ 0.00	\$ 2,286.05	\$ 4,389,744.71	\$ 4,335.00	\$ 0.00
Accrued Payroll	211,976.02	292,426.06	49,169.53						
Intergovernmental Payables	18,342.38	2,481.35							
Arbitrage Rebate Payable							96,018.57		
Due to Other Funds	640,058.64	2,117,271.63	66,296.06	176,028.24				9,432.50	
Due to Primary Government	57,010.19	20,033.29							
Notes Payable									2,871,835.03
Capital Leases Payable									5,783.15
Bonds Payable (Note 5C)							19,499,263.48	160,451.52	58,292,285.00
Interest Payable						112.91		1,348,892.74	
Deposits Payable	1,079,650.00	318,215.09				100,562.76			
Accrued Vacation Leave	3,313,909.12	985,899.95	232,129.07	286.95		6,811.05			
Deferred Revenue	1,214,804.63	82,298.62	922,193.42						
Funds Held for Others	1,010.00			705,044.50		919,018.69			
<b>Total Liabilities</b>	<b>7,395,213.08</b>	<b>5,221,496.87</b>	<b>1,843,717.69</b>	<b>881,359.69</b>		<b>1,028,791.46</b>	<b>23,985,026.76</b>	<b>1,523,111.76</b>	<b>61,169,903.18</b>
<b>Fund Equity:</b>									
Net Investment in Plant									271,006,150.04
Fund Balances:									
Restricted:									
U. S. Government Grants Refundable				3,579,871.21					
Endowment					5,272,534.10				
Quasi-Endowment					19,845.59				
Restricted for Debt Retirement								2,967,939.00	
Restricted for Repair and Replacement								3,955,691.84	
Other Restricted Funds			303,425.37	576,881.16			12,637,988.38		
Unrestricted Funds (Deficit)	(1,164,698.15)	40,078,645.54						8,133,649.42	
<b>Total Fund Equity (Deficit)</b>	<b>(1,164,698.15)</b>	<b>40,078,645.54</b>	<b>303,425.37</b>	<b>4,156,552.37</b>	<b>5,292,379.69</b>		<b>12,637,988.38</b>	<b>15,057,280.26</b>	<b>271,006,150.04</b>
<b>Total Liabilities and Fund Equity</b>	<b>\$ 6,230,514.93</b>	<b>\$ 45,300,142.41</b>	<b>\$ 2,147,143.06</b>	<b>\$ 5,037,912.06</b>	<b>\$ 5,292,379.69</b>	<b>\$ 1,028,791.46</b>	<b>\$ 36,623,015.14</b>	<b>\$ 16,580,392.02</b>	<b>\$ 332,176,053.22</b>

The accompanying notes to the financial statements are an integral part of this statement.

**Appalachian State University**  
**Statement of Changes in Fund Equity**  
**Year Ended June 30, 2001**

**Exhibit B**

	Current Funds			Fiduciary Funds		Plant Funds		
	Unrestricted			Loan	Endowment	Unexpended	Debt Service	Investment in Plant
	General	Proprietary	Restricted					
<b>Revenues and Other Additions:</b>								
Tuition and Fees	\$ 26,797,753.45	\$ 0.00	\$ 0.00	\$ 0.00	\$ 0.00	\$ 0.00	\$ 0.00	\$ 0.00
State Appropriations	86,371,851.80					2,406,600.00		
Federal Contracts and Grants	252,215.31		6,099,812.82	117,793.00			70,154.00	
State Contracts and Grants	1,740,054.67		2,680,245.75		501,000.00	7,223,000.00		
Local Contracts and Grants			1,135,946.34					
Nongovernmental Contracts and Grants	18,546.64		2,395,046.39			1,093,299.68	631,457.90	
Gifts	2,215,083.27	950,211.06	470,998.98		1,200,505.26			847,921.02
Investment Income	370,327.38	1,406,173.95	(15,358.56)	120,180.21	(646,514.25)	1,398,409.96	465,704.98	
Endowment Income			182,196.26					
Sales and Services	1,278,509.06	71,012,015.85	549,774.02					
Expended for Plant Facilities								15,420,647.10
Retirement of Indebtedness								2,700,211.42
Proceeds of Refunding Debt							39,610.55	
Other Revenues and Additions	624,872.99	634,459.05	16,307.60	15,090.79				
<b>Total Revenues and Other Additions</b>	<b>119,669,214.57</b>	<b>74,002,859.91</b>	<b>13,514,969.60</b>	<b>253,064.00</b>	<b>1,054,991.01</b>	<b>12,121,309.64</b>	<b>1,206,927.43</b>	<b>18,968,779.54</b>
<b>Expenditures and Other Deductions:</b>								
Educational and General	124,451,428.11		13,169,580.99					
Auxiliary Enterprises		44,915,641.53						
Internal Service Funds		4,867,660.51						
Independent Operations		12,371,540.16						
Indirect Costs Recovered			392,709.38					
Expended for Plant Facilities						10,447,111.87		
Retirement of Indebtedness							2,700,210.40	
Interest on Indebtedness							4,182,606.34	
Disposal of Plant Facilities								4,899,154.89
Other Expenditures and Deductions				161,884.61			335,975.94	
<b>Total Expenditures and Other Deductions</b>	<b>124,451,428.11</b>	<b>62,154,842.20</b>	<b>13,562,290.37</b>	<b>161,884.61</b>		<b>10,447,111.87</b>	<b>7,218,792.68</b>	<b>4,899,154.89</b>
<b>Transfers:</b>								
Mandatory Transfers In (Out)	(445,064.18)	(6,301,726.39)		10,859.00			6,735,931.57	
Non-Mandatory Transfers In (Out)	2,181,100.26	(5,372,109.26)				1,891,117.45	1,299,891.55	
<b>Net Transfers In (Out)</b>	<b>1,736,036.08</b>	<b>(11,673,835.65)</b>		<b>10,859.00</b>		<b>1,891,117.45</b>	<b>8,035,823.12</b>	
<b>Net Increase (Decrease) for the Year</b>	<b>(3,046,177.46)</b>	<b>174,182.06</b>	<b>(47,320.77)</b>	<b>102,038.39</b>	<b>1,054,991.01</b>	<b>3,565,315.22</b>	<b>2,023,957.87</b>	<b>14,069,624.65</b>
<b>Fund Equity July 1, 2000</b>	<b>1,881,479.31</b>	<b>39,904,463.48</b>	<b>350,746.14</b>	<b>4,054,513.98</b>	<b>4,237,388.68</b>	<b>9,072,673.16</b>	<b>13,033,322.39</b>	<b>256,936,525.39</b>
<b>Fund Equity (Deficit) June 30, 2001</b>	<b>\$ (1,164,698.15)</b>	<b>\$ 40,078,645.54</b>	<b>\$ 303,425.37</b>	<b>\$ 4,156,552.37</b>	<b>\$ 5,292,379.69</b>	<b>\$ 12,637,988.38</b>	<b>\$ 15,057,280.26</b>	<b>\$ 271,006,150.04</b>

The accompanying notes to the financial statements are an integral part of this statement.

**Appalachian State University**

**Statement of Current Funds Revenues, Expenditures, and Other Changes**

**Year Ended June 30, 2001, with comparative totals for 2000**

**Exhibit C**

	Unrestricted			Restricted	Totals	
	General	Proprietary	Total		Year Ended June 30,	
					2001	2000
<b>Revenues:</b>						
Tuition and Fees	\$ 26,797,753.45	\$ 0.00	\$ 26,797,753.45	\$ 0.00	\$ 26,797,753.45	\$ 25,382,722.56
State Appropriations	86,371,851.80		86,371,851.80		86,371,851.80	79,911,229.44
Federal Contracts and Grants	252,215.31		252,215.31	5,925,524.50	6,177,739.81	5,681,244.47
State Contracts and Grants	1,740,054.67		1,740,054.67	2,480,371.33	4,220,426.00	4,201,035.01
Local Contracts and Grants				1,135,946.34	1,135,946.34	2,016,430.27
Nongovernmental Contracts and Grants	18,546.64		18,546.64	2,376,499.75	2,395,046.39	1,188,808.08
Gifts	2,215,083.27	950,211.06	3,165,294.33	470,998.98	3,636,293.31	3,687,276.66
Investment Income	370,327.38	1,406,173.95	1,776,501.33	(15,358.56)	1,761,142.77	2,579,145.02
Endowment Income				182,196.26	182,196.26	212,000.98
Sales and Services	1,278,509.06	71,012,015.85	72,290,524.91	549,774.02	72,840,298.93	68,214,895.26
Other Sources	624,872.99	634,459.05	1,259,332.04	16,307.60	1,275,639.64	1,241,097.04
<b>Total Revenues</b>	<b>119,669,214.57</b>	<b>74,002,859.91</b>	<b>193,672,074.48</b>	<b>13,122,260.22</b>	<b>206,794,334.70</b>	<b>194,315,884.79</b>
<b>Expenditures:</b>						
Educational and General:						
Instruction	65,023,138.90		65,023,138.90	22,097.70	65,045,236.60	57,918,369.00
Organized Research	2,944.76		2,944.76	627,715.82	630,660.58	760,136.87
Public Service	778,895.80		778,895.80	4,546,886.02	5,325,781.82	5,546,178.59
Academic Support	18,668,402.74		18,668,402.74	2,387,919.89	21,056,322.63	18,968,954.74
Student Services	4,724,484.16		4,724,484.16	660,263.32	5,384,747.48	5,013,762.07
Institutional Support	15,558,667.40		15,558,667.40	100,212.48	15,658,879.88	12,578,114.88
Plant Maintenance and Operations	15,992,712.22		15,992,712.22		15,992,712.22	14,513,073.31
Student Financial Aid	3,702,182.13		3,702,182.13	4,824,485.76	8,526,667.89	8,290,535.02
Auxiliary Enterprises		44,915,641.53	44,915,641.53		44,915,641.53	41,947,500.33
Internal Service Funds		4,867,660.51	4,867,660.51		4,867,660.51	3,684,736.39
Independent Operations		12,371,540.16	12,371,540.16		12,371,540.16	11,815,839.40
<b>Total Expenditures</b>	<b>124,451,428.11</b>	<b>62,154,842.20</b>	<b>186,606,270.31</b>	<b>13,189,580.99</b>	<b>199,775,851.30</b>	<b>181,037,200.60</b>
<b>Transfers and Additions/(Deductions):</b>						
Mandatory Transfers Out	(445,064.18)	(6,301,726.39)	(6,746,790.57)		(6,746,790.57)	(7,233,258.23)
Non-Mandatory Transfers In (Out)	2,181,100.26	(5,372,109.26)	(3,191,009.00)		(3,191,009.00)	(2,166,585.00)
<b>Net Increase (Decrease) in Fund Equity</b>	<b>\$ (3,046,177.46)</b>	<b>\$ 174,182.06</b>	<b>\$ (2,871,995.40)</b>	<b>\$ (47,320.77)</b>	<b>\$ (2,919,316.17)</b>	<b>\$ 3,878,840.96</b>

The accompanying notes to the financial statements are an integral part of this statement.

**APPALACHIAN STATE UNIVERSITY**  
**NOTES TO THE FINANCIAL STATEMENTS**  
**JUNE 30, 2001**

---

**NOTE 1 - SIGNIFICANT ACCOUNTING POLICIES**

- A. Financial Reporting Entity** - The concept underlying the definition of the financial reporting entity is that elected officials are accountable to their constituents for their actions. As required by accounting principles generally accepted in United States of America, the financial reporting entity includes both the primary government and all of its component units. An organization other than a primary government serves as a nucleus for a reporting entity when it issues separate financial statements. Appalachian State University is a constituent institution of the sixteen campus University of North Carolina System which is a component unit of the State of North Carolina and an integral part of the State's *Comprehensive Annual Financial Report*.

The accompanying financial statements present all funds belonging to the University. While the Board of Governors of the University of North Carolina System has ultimate responsibility, the Chancellor, the Board of Trustees, and the Board of Trustees of the Endowment Fund have delegated responsibilities for financial accountability of the University's funds. Related foundations and similar non-profit corporations for which the University is not financially accountable are not part of the accompanying financial statements. These entities are not included because they are separately incorporated and there are neither common directors nor other evidence of common control.

- B. Basis of Presentation** - The accompanying financial statements are presented in accordance with accounting principles generally accepted in the United States of America applicable to governmental colleges and universities as promulgated by the Governmental Accounting Standards Board (GASB). In accordance with GASB Statement #15 Governmental College and University Accounting and Financial Reporting Models, the University has elected to follow the fund accounting and reporting guidelines set forth by the American Institute of Certified Public Accountants in its Industry Audit Guide, Audits of Colleges and Universities.
- C. Fund Structure** - The accompanying financial statements are structured into three categories of funds: Current, Fiduciary, and Plant Funds.

## NOTES TO THE FINANCIAL STATEMENTS (CONTINUED)

---

The **Current Funds** are used to account for the revenues and expenditures resulting from operations, with the Unrestricted Funds and Restricted Fund shown separately. The Restricted Fund represents resources that are restricted to use by either an outside donor or grantor. Current funds that are internally designated for specific purposes by the governing board or management having delegated authority are reported as Unrestricted Funds. The Unrestricted Proprietary Fund reflecting the operations of the student supply store, dormitories, other auxiliary enterprises, internal service funds, student activity funds and intercollegiate athletics is shown separately from the Unrestricted General Fund.

The **Fiduciary Funds** are used to account for additions to and deductions from fund equity of the Loan Fund and Endowment Fund. In addition, the Fiduciary Funds are used to account for funds of students and organizations held by the University as custodian in the Agency Fund. The transactions of the Agency Fund increase and decrease assets and liabilities but do not effect fund equity. As a result, the Agency Fund is not reflected in the Statement of Changes in Fund Equity.

The **Plant Funds** are used to account for additions to and deductions from fund equity of the Unexpended Plant Fund, Debt Service Fund, and the Investment in Plant Fund. The Debt Service Fund includes the Repair and Replacement reserves as well as the reserves for Retirement of Indebtedness.

- D. Basis of Accounting** - The financial statements of the University have been prepared on the accrual basis except that, in accordance with accounting practices customarily followed by public educational institutions, no provision is made for depreciation of fixed assets, interest on loans to students is recorded when collected, and revenue from tuition and student fees for summer sessions is reported totally within the fiscal year in which the session is primarily conducted. Otherwise, revenues are recorded when earned and expenditures are recorded at the time liabilities are incurred, regardless of when the related cash flows take place. Non-exchange transactions, in which the University receives value without directly giving equal value in exchange, include grants, state appropriations, and private donations. On an accrual basis, revenues from these transactions are recognized in the fiscal year in which all eligibility requirements (resource provider conditions) have been satisfied, if measurable and probable of collection.

The Statement of Current Funds Revenues, Expenditures, and Other Changes is a statement of financial activities of current funds related to the current reporting period. It does not purport to present the results of

## NOTES TO THE FINANCIAL STATEMENTS (CONTINUED)

---

operations or the net income or loss for the period as would a statement of income or a statement of revenues and expenses.

- E. Cash and Cash Equivalents** - In addition to cash on deposit with private bank accounts, petty cash, and undeposited receipts, this classification includes savings accounts, money market accounts, and short-term investments with the State Treasurer's Cash and Investment Pool (a governmental external investment pool). All other short-term investments are reported as investments.
- F. Investments** - This classification includes equity investments, mutual funds, money market funds, certificates of deposit, and other asset holdings by the University. Except for money market funds, certificates of deposit, and other asset holdings, these investments are reported at fair value for year-end financial reporting purposes. Fair value is the amount at which an investment could be exchanged between two willing parties. Fair value for financial reporting purposes is based on quoted market prices. The net increase (decrease) in the fair value of investments is recognized as a part of investment income.
- Money market funds, certificates of deposit, and other asset holdings are reported at cost, if purchased, or at fair market value or appraised value at date of gift, if donated.
- G. Receivables and Allowance for Doubtful Accounts** – Accounts receivable in the Unrestricted General Fund and the Unrestricted Proprietary Fund are shown in the accompanying financial statements net of allowances for doubtful accounts of \$73,497.75 and \$164,125.81, respectively. In addition, notes receivable in the Loan Fund is shown net of the allowance for doubtful accounts of \$252,106.15. The accounts receivable for other funds are shown at book value with no provision for doubtful accounts considered necessary.
- H. Inventories** - Inventories held by the University are priced at the lower of cost or market value using the first-in, first-out method. The inventories for the Unrestricted General Fund consist of expendable supplies and postage. Inventories for the Unrestricted Proprietary Fund consist of textbooks and other merchandise for resale, expendable supplies, postage, motor vehicle parts and gasoline, and fuel oil held for consumption. Inventories for the Restricted Fund consist of postage.
- I. Fixed Assets and Depreciation** – Fixed Assets are stated at cost at date of acquisition or fair market value at date of donation in the case of gifts. The University capitalizes fixed assets that have a value or cost in excess

## NOTES TO THE FINANCIAL STATEMENTS (CONTINUED)

---

of \$5,000 at the date of acquisition and an expected useful life of one or more years. Depreciation is not recorded.

To the extent that current funds are used to finance plant assets, the amounts provided are accounted for as: (1) expenditures, in the case of normal replacement of furniture and movable equipment; (2) mandatory transfers, in the case of required provisions for debt retirement and renewal and replacement; and (3) transfers of a non-mandatory nature for all other cases.

Fixed assets financed with debt proceeds are reported in the Investment in Plant Fund subgroup when expenditures are incurred. Construction period interest cost in excess of earnings associated with the debt proceeds is capitalized as a component of the fixed asset.

Fixed assets, such as roads, parking lots, decks, sidewalks, and other non-building structures and improvements are capitalized as infrastructure.

- J. Vacation and Sick Leave** - The University's policy is to record the cost of vacation leave when earned. The policy provides for a maximum accumulation of unused vacation leave of 30 days which can be carried forward each January 1st or for which an employee can be paid upon termination of employment. Also, any accumulated vacation leave in excess of 30 days at year-end is converted to sick leave. Under this policy, the accumulated vacation leave for each employee at June 30th equals the leave carried forward at the previous December 31st plus the leave earned, less the leave taken between January 1st and June 30th.

The University has the policy of recording the cost of sick leave when taken and paid rather than when the leave is earned. The policy provides for unlimited accumulation of sick leave, but the employee cannot be compensated for any unused sick leave upon termination of employment.

- K. Revenue Recognition** – Current Funds revenues, as reflected on Exhibit C, include all exchange and non-exchange transactions earned and in which all eligibility requirements (resource provider conditions) have been satisfied, if measurable and probable of collection.

Certain Unrestricted Proprietary Fund auxiliary operations provide goods and services to activities reported in the Unrestricted General Fund (as well as external customers). These auxiliary operations include activities such as central stores, the print shop, and other auxiliaries with interdepartmental activities. Because the University reports its Unrestricted General and Proprietary Fund activities separately on the financial statements, interdepartmental charges between the Unrestricted General and Proprietary Funds have not been eliminated. The total

## NOTES TO THE FINANCIAL STATEMENTS (CONTINUED)

---

internal transactions related to these operations totaled approximately \$6,571,905.36 for the fiscal year ended June 30, 2001. These internal charges have been reported as a part of sales and service revenue and the related costs as internal service operation expenses.

Tuition remission and waivers are recorded as "Tuition and Fees" revenue and as "Student Financial Aid" expenditures on the accompanying financial statements.

Student fees pledged under bond indentures are reported as unrestricted revenues when received unless such fees are not legally available for other purposes, in which case they are reported as an addition to Debt Service Fund equity.

- L. Endowment Investment Return** – Investments of the University's endowment funds are pooled, unless required to be separately invested by the donor. Investment return of the University's endowment funds is predicated on the total return concept (yield plus appreciation). Annual payouts from the University's endowment funds are based on an adopted spending policy which limits spending to 5% of the endowment principal's market value with increases from accumulated income if available and approved by the Vice Chancellor for Academic Affairs. If current year earnings do not meet the payout requirements, the University uses accumulated income to make up the difference.

Endowments are classified as either "true" or "quasi". True endowments are funds that the donor has specified, as a condition of the gift, that the principal be maintained indefinitely. Quasi-endowments are funds on which there is no such restriction placed by the donor. For classification purposes, the net change in fair value of investments is classified as true endowments.

- M. Refunds of State Appropriations** - Refunds related to current year appropriations are reported on the accompanying financial statements as a reduction to State Appropriations. These refunds were deemed necessary by the Governor as a result of decreases in projected State revenues.

### NOTE 2 - DEPOSITS AND INVESTMENTS

- A. Deposits** - The University is required by General Statute 147-77 to deposit its budget code cash and by the University of North Carolina Board of Governors pursuant to General Statute 116-36.1 to deposit its institutional trust funds in the State Treasurer's Cash and Investment Pool. In addition, the University may voluntarily deposit endowment funds, special funds, revenue bond proceeds, and debt service funds with



## NOTES TO THE FINANCIAL STATEMENTS (CONTINUED)

---

the State Treasurer's Cash and Investment Pool. Special funds consist of moneys for intercollegiate athletics and agency funds held directly by the University.

Deposits include cash and cash equivalents, and certificates of deposit totaling \$74,365,809.85. At year-end, cash on hand was \$60,777.46. The University's portion of the State Treasurer's Cash and Investment Pool was \$72,688,883.60. It is the State Treasurer's policy and practice for deposits not covered by federal depository insurance to be covered by collateral held by the State of North Carolina's agent in the name of the State and for his investments to be held by the State's agent in the State's name. The carrying amount of the University's deposits not with the State Treasurer was \$1,616,148.79 and the bank balance was \$1,767,485.33. Of the bank balance, \$255,472.81 was covered by federal depository insurance and \$1,512,012.52 was uninsured and uncollateralized.

North Carolina General Statutes 147-69.1(c) and 147-69.2 authorize the State Treasurer to invest in the following: obligations of or fully guaranteed by the United States; obligations of certain federal agencies; repurchase agreements; obligations of the State of North Carolina; certificates of deposit of specified institutions; prime quality commercial paper; specified bills of exchange; asset-backed securities, corporate bonds and notes with specified ratings; general obligations of other states; general obligations of North Carolina local governments; certain venture capital limited partnerships; and the obligations or securities of the North Carolina Enterprise Corporation.

The financial statements and disclosures for the State Treasurer's Cash and Investment Pool are included in the State of North Carolina's *Comprehensive Annual Financial Report*. An electronic version of this report is available by accessing the North Carolina Office of the State Controller's Internet home page <http://www.osc.state.nc.us/> and clicking on "Financial Reports", or by calling the State Controller's Financial Reporting Section at (919) 981-5454.

- B. Investments** - The University is authorized by The University of North Carolina Board of Governors pursuant to General Statute 116-36.2 to invest its special funds in the same manner as the State Treasurer is required to invest, as previously discussed.

In accordance with the bond resolutions, bond proceeds and debt service funds are invested in obligations which will by their terms mature on or before the date funds are expected to be required for expenditure or withdrawal.

## NOTES TO THE FINANCIAL STATEMENTS (CONTINUED)

---

General Statute 116-36(e) provides that the trustees of the Endowment Fund shall be responsible for the prudent investment of the Fund in the exercise of their sound discretion, without regard to any statute or rule of law relating to the investment of funds by fiduciaries but in compliance with any lawful condition placed by the donor upon that part of the Endowment Fund to be invested.

Investments of various funds may be pooled unless prohibited by statute or by terms of the gift or contract. The University utilizes investment pools to manage investments and distribute investment income. The University utilizes the following investment pool:

**Long Term Investment Pool** - This is an internal investment pool that is utilized for the investment of the endowment funds. Fund ownership is measured using the percentage method. Under this method, each participating fund's investment balance is determined on the basis of percentage of original investment. The investment strategy, including the selection of investment managers, is based on the directives of the University's Endowment Board.

**Credit Risk Categories** - The University's investments (pooled and non-pooled) are categorized below to give an indication of the level of risk assumed by the entity at year-end. The credit risk categories are concerned with custodial credit risk, which is the risk that a government will not be able to recover the value of investment or collateral securities that are in the possession of an outside party if the counterparty to the investment transaction fails. There are three categories of credit risk. Category 1 includes investments that are insured or registered or for which the securities are held by the University or its agent in the University's name. Category 2 includes uninsured and unregistered investments for which the securities are held by a counterparty's trust department or agent in the University's name. Category 3 includes uninsured and unregistered investments for which the securities are held by the broker or dealer, or by a counterparty's trust department or agent but not in the University's name.

A summary of the University's investments at June 30, 2001 is presented below:

### *Long Term Investment Pool*

	Fair Value
	<u>Total</u>
<b>Investments Not Categorized:</b>	
Mutual Funds	<u>\$ 10,645,129.79</u>

## NOTES TO THE FINANCIAL STATEMENTS (CONTINUED)

### *Non-Pooled Investments*

	Fair Value			
	Risk Category			Total
	1	2	3	
<b>Categorized Investments:</b>				
Corporate Stocks	\$ 0.00	\$ 0.00	\$ 27,355.15	\$ 27,355.15
<b>Investments Not Categorized:</b>				
Money Market Funds				1,944,561.75
Mutual Funds				2,183.88
Certificates of Deposit				45,900.00
Other Investments				6,776,429.30
<b>Total Investments Not Categorized</b>				<u>8,769,074.93</u>
<b>Total Non-Pooled Investments</b>				<u>\$ 8,796,430.08</u>

### *Total Investments*

	Fair Value			
	Risk Category			Total
	1	2	3	
<b>Total Categorized Investments</b>	<u>\$ 0.00</u>	<u>\$ 0.00</u>	<u>\$ 27,355.15</u>	\$ 27,355.15
<b>Total Investments Not Categorized</b>				<u>19,414,204.72</u>
<b>Total Investments</b>				<u>\$ 19,441,559.87</u>

Certificates of deposit reported as investments are also a component of the deposit totals reported in the deposits section of this note.

- C. Non-Current Funds Gains and Losses on Investments** – The net change in fair value of investments is recorded as part of “Investment Income” on the accompanying financial statements. The additions and deductions to the non-current fund’s fund equity resulting from the net change in fair value of investments follow:

	Net Unrealized Gains/Losses	Realized Gains	Realized Losses	Net Change in Fair Value
Endowment Fund	\$ (932,310.05)	\$ 293,306.44	\$ (7,510.64)	\$ (646,514.25)
Unexpended Plant Fund			(3,092.76)	(3,092.76)
Debt Service Fund	(364,896.90)	108,358.32		(256,538.58)

**NOTES TO THE FINANCIAL STATEMENTS (CONTINUED)**

**D. Endowment Fund Investments** - The Board of Trustees of the Endowment Fund of Appalachian State University has established a policy that emphasizes growth orientation in the investment of endowment funds. The fair value of the Endowment Fund Investments as of June 30, 2001 as compared to the prior year was as follows:

	Balance June 30, 2001	Balance June 30, 2000
<b>Investments by Fund:</b>		
Endowment	\$ 5,272,534.10	\$ 3,985,110.86
Quasi-Endowment Restricted	<u>19,845.59</u>	<u>22,315.48</u>
<b>Total</b>	<u>\$ 5,292,379.69</u>	<u>\$ 4,007,426.34</u>
<b>Investment by Type:</b>		
Mutual Funds	<u>\$ 5,292,379.69</u>	<u>\$ 4,007,426.34</u>

**NOTE 3 - INTER-FUND RECEIVABLES AND PAYABLES**

Due From/To Other Funds as of June 30, 2001 are summarized below:

<b>Due From</b>	<b>Due To</b>					<b>Total Due From</b>
	Unrestricted General	Unrestricted Proprietary	Restricted	Unexpended Plant Fund	Debt Service Fund	
Unrestricted General Fund	\$ 0.00	\$ 536,507.04	\$ 1,909.99	\$ 0.00	\$ 101,641.61	\$ 640,058.64
Unrestricted Proprietary Fund	418,144.34		968.08	504,339.91	1,193,819.30	2,117,271.63
Restricted Fund	63,436.49	2,859.57				66,296.06
Loan Fund	176,028.24					176,028.24
Debt Service Fund		<u>9,432.50</u>				<u>9,432.50</u>
<b>Total Due To</b>	<u>\$ 657,609.07</u>	<u>\$ 548,799.11</u>	<u>\$ 2,878.07</u>	<u>\$ 504,339.91</u>	<u>\$ 1,295,460.91</u>	<u>\$ 3,009,087.07</u>

These inter-fund receivables and payables are expected to be paid back during the next fiscal year at no interest.

In addition, other inter-fund borrowings of a temporary nature have occurred where one bank account is maintained for more than one fund. Because the fund making the temporary loan has not been determined by the University, these inter-fund borrowings are not reported as an asset of the fund making the advance or as a liability of the fund receiving the advance.

## NOTES TO THE FINANCIAL STATEMENTS (CONTINUED)

### NOTE 4 - CHANGES IN FIXED ASSETS

A summary of changes in the fixed assets is presented as follows:

	Balance July 1, 2000	Additions	Deletions	Balance June 30, 2001
Land	\$ 6,269,205.68	\$ 317,421.84	\$ 0.00	\$ 6,586,627.52
Buildings	184,160,933.97	35,137,842.13	200,451.67	219,098,324.43
Infrastructure	25,119,526.60	409,153.15	245,819.55	25,282,860.20
Furniture, Machinery and Equipment	31,106,646.43	5,038,699.64	4,261,735.67	31,883,610.40
Artwork, Artifacts and Literature	32,658,121.00	2,631,395.74	191,148.00	35,098,368.74
Construction in Progress	34,511,204.68	14,826,034.72	35,110,977.47	14,226,261.93
<b>Total Fixed Assets</b>	<b>\$ 313,825,638.36</b>	<b>\$ 58,360,547.22</b>	<b>\$ 40,010,132.36</b>	<b>\$ 332,176,053.22</b>

### NOTE 5 - LONG-TERM OBLIGATIONS

**A. Changes in Long-Term Obligations** - A summary of changes in the long-term obligations is presented as follows:

	Balance July 1, 2000	Additions	Deletions	Balance June 30, 2001
Notes Payable	\$ 3,313,273.56	\$ 52,407.42	\$ 493,845.95	\$ 2,871,835.03
Bonds Payable (principal only)	55,119,000.00	25,015,000.00	2,182,000.00	77,952,000.00
Capital Leases	30,148.62		24,365.47	5,783.15
<b>Total Long-Term Obligations</b>	<b>\$ 58,462,422.18</b>	<b>\$ 25,067,407.42</b>	<b>\$ 2,700,211.42</b>	<b>\$ 80,829,618.18</b>

**B. Notes Payable** - The University was indebted for notes payable in the amount of \$2,871,835.03 at June 30, 2001 for the purposes shown in the following table:

Purpose	Financial Institution	Interest Rate/ Ranges	Final Maturity Date	Original Amount of Issue	Principal Paid Through 06/30/01	Principal Outstanding 06/30/01
Field House Addition	First Citizen's Bank	72% Prime	06-30-01	\$ 800,000.00	\$ 800,000.00	\$ 0.00
Day Care Center	J. C. Greene	Prime - 1%	10-15-00	320,000.00	320,000.00	
Electric Utility	BB & T	5.16%	05-31-06	1,000,000.00	500,000.00	500,000.00
Visual Arts Center	Bank One	4.91%	08-01-08	2,700,000.00	441,715.76	2,258,284.24
Pulmonary Stress Equip.	BB & T	6.43%	12-22-01	39,725.00	34,213.27	5,511.73
Computer Equipment	IBM	5.972%	01-01-03	108,204.80	48,692.00	59,512.80
HLES Dell Computers	BB & T	6.310%	01-19-05	52,407.42	3,881.16	48,526.26
<b>Total Notes Payable</b>				<b>\$ 5,020,337.22</b>	<b>\$ 2,148,502.19</b>	<b>\$ 2,871,835.03</b>

**NOTES TO THE FINANCIAL STATEMENTS (CONTINUED)**

**C. Bonds Payable** - The University was indebted for bonds payable in the amount of \$77,952,000.00 at June 30, 2001 for the purposes shown in the following table:

Purpose	Series	Interest Rate/ Ranges	Final Maturity Date	Original Amount of Issue	Principal Paid Through 6/30/01	Principal Outstanding 6/30/01
<b>Housing and Student Center System</b>						
ASU Housing and Student Center System Revenue Bonds	C	3.5%	07-01-01	\$ 256,000.00	\$ 238,000.00	\$ 18,000.00
	D	3-3.625%	07-01-04	3,654,000.00	3,035,000.00	619,000.00
	I	5.5-5.8%	07-01-07	1,760,000.00	1,035,000.00	725,000.00
	J	5.5-5.8%	07-01-07	1,722,000.00	997,000.00	725,000.00
ASU Housing and Student Center System Revenue and Refunding Revenue Bonds	1993	5.533914%	07-15-15	17,760,000.00	3,350,000.00	14,410,000.00
ASU Housing and Student Center System Revenue Bonds	2000	5.606974%	07-15-25	13,225,000.00		13,225,000.00
<b>Total Housing and Student Center System</b>				<b>38,377,000.00</b>	<b>8,655,000.00</b>	<b>29,722,000.00</b>
<b>Student Union System</b>						
ASU Student Fee Revenue Refunding Bonds Student Union Building	1998	4.87263%	05-15-12	8,050,000.00	1,300,000.00	6,750,000.00
<b>Utility System</b>						
Utilities System Revenue Bonds	1994	5.339066%	05-15-04	3,890,000.00	2,055,000.00	1,835,000.00
Utilities System Revenue Refunding Bonds	1998	5.2885%	06-30-24	27,535,000.00	335,000.00	27,200,000.00
<b>Total Utility System</b>				<b>31,425,000.00</b>	<b>2,390,000.00</b>	<b>29,035,000.00</b>
<b>The University of NC System Pool Revenue Bonds</b>						
Stadium Debt Fee Loan	(A)	4.338475%	06-30-06	875,000.00	220,000.00	655,000.00
Broyhill Inn	(B)	5.514747%	10-01-15	1,590,000.00		1,590,000.00
<b>Total University of NC System Pool Revenue Bonds</b>				<b>2,465,000.00</b>	<b>220,000.00</b>	<b>2,245,000.00</b>
<b>Parking System</b>						
Parking System Revenue Bonds	2000	5.608336%	07-15-25	10,200,000.00		10,200,000.00
<b>Total Bonds Payable</b>				<b>\$ 90,517,000.00</b>	<b>\$ 12,565,000.00</b>	<b>\$ 77,952,000.00</b>

(A) The University of North Carolina System Pool Revenue Bonds, Series 1998B

(B) The University of North Carolina System Pool Revenue Bonds, Series 2000

Designated student fees and revenue streams related to the systems financed have been pledged for the payment of these bonds. In addition, fund reservations required by the Bond Indentures have been established and recorded in the Debt Service Fund.

**NOTES TO THE FINANCIAL STATEMENTS (CONTINUED)**

---

**D. Annual Requirements** - The annual requirements to pay principal and interest on the long-term obligations at June 30, 2001 are presented as follows:

<u>Fiscal Year</u>	Annual Requirements (Principal and Interest)		
	<u>Bonds Payable</u>	<u>Notes Payable</u>	<u>Capital Leases</u>
2002	\$ 6,373,217.00	\$ 532,605.01	\$ 5,914.00
2003	6,828,906.00	505,378.79	
2004	6,832,645.25	477,184.74	
2005	6,802,073.00	467,072.00	
2006	6,668,451.50	452,005.74	
2007-2011	31,915,133.00	1,044,407.23	
2012-2016	28,215,959.50		
2017-2021	19,626,612.50		
2022-2026	15,443,906.31		
<b>Total Requirements</b>	<b>\$ 128,706,904.06</b>	<b>\$ 3,478,653.51</b>	<b>\$ 5,914.00</b>

**E. Bond Defeasance** - The University has extinguished long-term debt obligations by the issuance of new long-term debt instruments as follows:

**Student Union:** In 1998, the University defeased \$7,570,000.00 of outstanding ASU Student Union Revenue Bonds, Series 1992. An irrevocable trust was established with an escrow agent to provide for all future debt service payments on the defeased bonds. The trust assets and the liability for the defeased bonds are not included in the University's balance sheet. At June 30, 2001, the outstanding balance of the defeased Student Union Revenue Bonds was \$6,445,000.00.

**Utilities System:** In 1998, the University defeased \$25,050,000.00 of outstanding ASU Utilities System Revenue Bonds, Series 1994. An irrevocable trust was established with an escrow agent to provide for all future debt service payments on the defeased bonds. The trust assets and the liability for the defeased bonds are not included in the University's balance sheet. At June 30, 2001, the outstanding balance of the defeased Utilities System Revenue Bonds was \$25,050,000.00.

**NOTES TO THE FINANCIAL STATEMENTS (CONTINUED)**

---

**NOTE 6 - CAPITAL LEASES**

Capital lease obligations relating to pulmonary testing equipment are recorded at the present value of the minimum lease payments. Future minimum lease payments under capital lease obligations consist of the following at June 30, 2001:

<u>Fiscal Year</u>	<u>Amount</u>
2002	\$ 5,914.00
<b>Total Minimum Lease Payments</b>	<b>\$ 5,914.00</b>
Amount Representing Interest (6% Rate of Interest)	<u>130.85</u>
<b>Present Value of Future Lease Payments</b>	<b><u>\$ 5,783.15</u></b>

Leased assets included in Plant Funds amounted to \$25,758.00 at June 30, 2001.

**NOTE 7 - OPERATING LEASES**

Future minimum lease payments under non-cancelable operating leases consist of the following at June 30, 2001:

<u>Fiscal Year</u>	<u>Amount</u>
2002	\$ 454,245.22
2003	162,861.31
2004	80,013.12
2005	<u>11,304.52</u>
<b>Total Minimum Lease Payments</b>	<b><u>\$ 708,424.17</u></b>

Rental expense for all operating leases during the year was \$1,163,855.71.

**NOTE 8 - COMMITMENTS AND CONTINGENCIES**

**A. Commitments** – The University has established an encumbrance system to track its outstanding commitments on construction projects and other purchases. Outstanding commitments on construction contracts were \$21,995,863.86 and on other purchases were \$2,120,973.82 at June 30, 2001.



## NOTES TO THE FINANCIAL STATEMENTS (CONTINUED)

---

- B. Pending Litigation and Claims** – The University is a party to litigation and claims in the ordinary course of its operations. Since it is not possible to predict the ultimate outcome of these matters, no provision for any liability has been made in the financial statements. University management is of the opinion that the liability, if any, for any of these matters will not have a material adverse effect on the financial position of the University.
- C. University Improvement General Obligation Bonds** – The 1999-2000 Session of the General Assembly of North Carolina authorized the issuance of two billion five hundred million dollars of general obligation bonds of the State, as subsequently approved by a vote of qualified voters of the State, to provide funds for capital improvements for the University of North Carolina. The funds authorized are to be used solely for capital facilities cost on the University of North Carolina campuses as specified in the legislation. The bond legislation specifies the amount of bond funding for each University campus and the level of bond funding intended for each project. The bonds are authorized to be issued over a six-year period beginning in 2001 at a level not to exceed amounts provided in the legislation. Using a cash flow financing approach, The University of North Carolina – General Administration (UNC-GA), establishes annual amounts not to exceed for each approved project. The amounts not to exceed are subject to change due to actual cash availability and needs during the year. Subsequent to the bond sales and the availability of bond proceeds, UNC-GA notifies the Office of State Budget and Management (OSBM) of the amounts not to exceed for each approved project. Within these amounts, based on an official request of cash needs from the University, OSBM authorizes allotments. The University records the allotments as revenue on the accompanying financial statements. In addition, amounts not allotted but accrued as expended at year-end are recorded as revenue. The University's remaining authorization \$87,406,200.00 is contingent on future bond sales and OSBM allotment approval. Because of uncertainty and time restrictions the remaining authorization is not recorded as an asset or revenue on the accompanying financial statements.

### NOTE 9 - BUDGETING AND BUDGETARY CONTROL

The State of North Carolina operates on a biennial budget cycle with separate annual departmental and institutional certified budgets adopted by the General Assembly.

Chapter 116, Article 1, Part 2A of the North Carolina General Statutes authorizes the universities within the sixteen campus University of North

## NOTES TO THE FINANCIAL STATEMENTS (CONTINUED)

---

Carolina System to apply for special responsibility status, which sets the legal level of budgetary control at the institution's budget code level. A budget code is a convention used in the State's accounting system to distinguish the type of fund and the responsible department or institution. Budget codes are also used to segregate certain purposes within departments or institutions. Institutions with special responsibility status must still have certain budget revisions, primarily those associated with unanticipated revenues, approved by the Office of State Budget and Management. Additionally, universities must maintain programs and services in accordance with the guidelines established by the Board of Governors of the consolidated University of North Carolina System. Appalachian State University has applied for and received special responsibility status.

After the budget is approved by the General Assembly and adopted by the Board of Governors, the University follows an established system of budgetary controls. Periodic interim budget statements to department heads guide them in managing budget allocations. Monthly financial reports, which include budget and actual data, are provided for each fund to individual managers responsible for the fund. When actual conditions require changes to the budget, revisions are prepared and communicated to those affected. Changes to the budget are reviewed and approved at the University or State level as required. The University maintains an encumbrance accounting system as another method to ensure that imposed expenditure constraints are observed. The state budgetary control is maintained on a cash basis of accounting.

### **NOTE 10 - RISK MANAGEMENT**

The University is exposed to various risks of loss related to torts; theft of, damage to, and the destruction of assets; errors and omissions; injuries to employees; and natural disasters. These exposures to loss are handled via a combination of methods, including participation in state-administered insurance programs, purchase of commercial insurance, and self-retention of certain risks.

Tort claims of up to \$500,000 are self-insured under the authority of the State Tort Claims Act. In addition, the State provides excess liability coverage up to \$11,000,000 public officers and employees via contract with a private insurance company. The premium, based on a composite rate, is paid by the University to the State's Agent of Record.

The State Property Fire Insurance Fund (Fund), an internal service fund of the State, insures all State owned buildings and contents for fire and various other property losses up to \$2,500,000 per occurrence. The Fund purchases excess insurance from private insurers to cover losses over the amounts insured by the

## NOTES TO THE FINANCIAL STATEMENTS (CONTINUED)

---

Fund. Coverage for fire losses for operations supported by the State's General Fund is provided at no cost to the University. Other operations not supported by the State's General Fund are charged for fire coverage. The University also purchased through the Fund extended coverage, sprinkler leakage, business interruption, vandalism, theft, flood and "all risks" for buildings and contents. Losses covered by the Fund are subject to a \$500 per occurrence deductible except theft losses carry a \$1,000 per occurrence deductible. There have been no significant reductions in insurance coverage from the previous year and settled claims have not exceeded coverage in any of the past three fiscal years.

All State-owned vehicles are covered by liability insurance handled by the North Carolina Department of Insurance. The State is self-insured for the first \$500,000 of any loss through a retrospective rating plan. Excess insurance coverage is purchased through a private insurer to cover losses greater than \$500,000. The liability limits for losses occurring in state are \$500,000 per claimant and \$5,000,000 per occurrence. The University is charged premiums to cover the cost of excess insurance and to pay for those losses falling under the self-insured retention.

The University is protected for losses from employee dishonesty and computer fraud for employees paid in whole or in part from State funds. The blanket honesty bond is with a private insurance company and is handled by the North Carolina Department of Insurance with coverage of \$5,000,000 per occurrence and a \$50,000 deductible.

The University purchased other authorized coverages from private insurance companies. Health care coverage is provided to participants in international educational programs through the Preferred Health Plan for the University of North Carolina System for participants engaged in international educational activities. All exchange students and visitors are required to have medical insurance in effect for themselves and any accompanying spouse and dependants. The maximum coverage for sickness or injury is \$150,000 for the participant and \$50,000 for dependants with a basic medical deductible of \$100 per injury or sickness.

The University also purchased health care and life insurance for participants in the University camp programs with coverages of \$5,000 for accidental death and dismemberment and \$500 for sickness medical expense benefit. These plans are funded by individual contributions and the coverages were effected and placed by the North Carolina Department of Insurance through the State's agent of record.

Employees and retirees are provided health care coverage by the Comprehensive Major Medical Plan, a component unit of the State. The Plan

## NOTES TO THE FINANCIAL STATEMENTS (CONTINUED)

---

is funded by employer and employee contributions and is administered by a third party contractor.

The North Carolina Workers' Compensation Program provides benefits to workers injured on the job. All employees of the State and its component units are included in the program. When an employee is injured, the University's primary responsibility is to arrange for and provide the necessary treatment for work related injury. The University is responsible for paying medical benefits and compensation in accordance with the North Carolina Workers' Compensation Act. The University is self-insured for workers' compensation.

Term life insurance of \$25,000 to \$50,000 is provided to eligible workers. This self-insured death benefit program is administered by the State Treasurer's Office and funded via employer contributions.

Additional details on the state-administered risk management programs are disclosed in the State's *Comprehensive Annual Financial Report*, issued by the Office of the State Controller.

### **NOTE 11 - DEFICIT FUND BALANCE**

The deficit fund balance in the Current Unrestricted General Fund is attributable to the University adjusting its cash basis records to the accrual basis of accounting as required by generally accepted accounting principles (GAAP). In accordance with GAAP, receivables were not recognized for liabilities associated with future period appropriations or grant awards.

The University receives financial support from the State of North Carolina for its continuing operations. This support is authorized on a cash basis through an annual appropriation process. While GAAP prohibits the University from recording receivables from future period authorizations, the University continues to receive, as provided by annual State Appropriations, annual support for its financial needs.

### **NOTE 12 - PENSION PLANS**

**A. Retirement Plans** - Each permanent full-time employee, as a condition of employment, is a member of either the Teachers' and State Employees' Retirement System or the Optional Retirement Program. The Teachers' and State Employees' Retirement System (System) is a multiple-employer cost sharing defined benefit pension plan administered by the North Carolina State Treasurer.

After five years of creditable service, members of the Teachers' and State Employees' Retirement System qualify for a vested deferred benefit.

## NOTES TO THE FINANCIAL STATEMENTS (CONTINUED)

---

Employees who retire on or after age 65 and complete 5 years of membership service (age 55 and 5 years of creditable service for law enforcement officers), reach age 60 with 25 years of membership service, or complete 30 years of creditable service receive a retirement allowance of 1.81% of an average final compensation (based on the 4 consecutive years that produce the highest average) multiplied by the number of years of creditable service. Employees may retire with reduced benefits if they reach age 50 with 20 years of creditable service or reach age 60 with 5 years of creditable service (age 50 with 15 years creditable service for law enforcement officers).

Benefit and contribution provisions for the Teachers' and State Employees' Retirement System are established by North Carolina General Statute 135-5 and 135-8 and may be amended only by the North Carolina General Assembly. Employer and member contributions rates are set each year by the North Carolina General Assembly based on annual actuarial valuations. For the year ended June 30, 2001, these rates were set at 5.33% of covered payroll for employers and 6% of covered payroll for members.

For the year ended June 30, 2001, the University had a total payroll of \$97,786,667.08 of which \$49,860,973.41 was covered under the Teachers' and State Employees' Retirement System. Total employee and employer contributions for pension benefits for the year were \$2,991,658.40 and \$2,657,589.88, respectively. The University made one hundred percent of its annual required contributions for the years ended June 30, 2001, 2000, and 1999, which were \$2,657,589.88, \$3,743,819.88, and \$3,182,659.87, respectively.

In accordance with constitutional provisions requiring a balanced budget for the State of North Carolina, the Governor issued an executive order requiring the employers' share of retirement contributions for the months February 2001 through June 2001 to be transferred to a reserve account rather than paid to the Teachers' and State Employees' Retirement System. A portion of those funds was ultimately used by the State of North Carolina for general fund purposes and not released to the retirement system. The total amount of employer contributions paid by the University has been recognized as pension costs in the financial statements. The contributions which were not released to the Teachers' and State Employees' Retirement System are considered immaterial to the University's financial statements taken as whole. The University has no liability for pension costs beyond the contributions already made.

The Teachers' and State Employees' Retirement System's financial information is included in the State of North Carolina *Comprehensive*

## NOTES TO THE FINANCIAL STATEMENTS (CONTINUED)

---

*Annual Financial Report.* An electronic version of this report is available by accessing the North Carolina Office of the State Controller's Internet home page <http://www.osc.state.nc.us/> and clicking on "Financial Reports", or by calling the State Controller's Financial Reporting Section at (919) 981-5454.

The Optional Retirement Program (Program) is a defined contribution retirement plan, which provides retirement benefits with options for payments to beneficiaries in the event of the participant's death. Administrators and eligible faculty of the University may join the Program instead of the Teachers' and State Employees' Retirement System. The Program offers plans administered by the Teachers' Insurance Annuity Association and College Retirement Equities Fund (TIAA-CREF), as well as Lincoln National Life Insurance Company, the Variable Annuity Life Insurance Company (VALIC) and Fidelity Investments. Participant eligibility and contributory requirements are established by General Statute 135-5.1. Participants contribute 6% of their salary and the University matches with a 6.84% contribution for pension benefits. The University assumes no liability other than its contribution.

Participants in the Program are vested after five years of service but plan administrators must return the value of the participant's and University's contribution to both the participant and the University if termination occurs prior to five years of service. Participants may direct their contributions to TIAA-CREF, Lincoln National, VALIC, Fidelity Investment or combinations of the aforementioned. Participants in all four plans may choose to invest among several alternatives, including fixed and variable accounts. Employees may elect to have their contributions deposited by one provider and the matching benefit deposited by another, or they may elect to have both deposited by the same provider.

For the year ended June 30, 2001, the University had a total payroll of \$97,786,667.08 of which \$33,521,612.14 was covered under the Optional Retirement Program. Total employee and employer contributions for pension benefits for the year were \$2,011,296.73 and \$2,292,878.27, respectively.

- B. Deferred Compensation and Supplemental Retirement Income Plans**
- IRC Section 457 Plan - The State of North Carolina offers its permanent employees a deferred compensation plan created in accordance with Internal Revenue Code Section 457 through the North Carolina Public Employee Deferred Compensation Plan (the Plan). The Plan permits each participating employee to defer a portion of his or her salary until future years. The deferred compensation is available to employees upon

## NOTES TO THE FINANCIAL STATEMENTS (CONTINUED)

---

separation from service, death, disability, retirement or financial hardships if approved by the Board of Trustees of the Plan. The Board, a part of the North Carolina Department of Administration, maintains a separate fund for the exclusive benefit of the participating employees and their beneficiaries, *the North Carolina Public Employee Deferred Compensation Trust Fund*. The Board also contracts with an external third party to perform certain administrative requirements and to manage the trust fund's assets. All costs of administering and funding the Plan are the responsibility of the Plan participants. No costs are incurred by the University. The voluntary contributions by employees amounted to \$41,804.90 for the year ended June 30, 2001.

IRC Section 401(k) Plan - All members of the Teachers' and State Employees' Retirement System and the Optional Retirement Program are eligible to enroll in the Supplemental Retirement Income Plan, a defined contribution plan, created under Internal Revenue Code Section 401(k). All costs of administering the plan are the responsibility of the Plan participants. No costs are incurred by the University except for a 5% employer contribution for the University's law enforcement officers, which is mandated under General Statute 143-163.30(e). Total employer contributions on behalf of University law enforcement officers for the year ended June 30, 2001 were \$35,068.77. The voluntary contributions by employees amounted to \$543,460.00 for the year ended June 30, 2001.

IRC Section 403(b) and 403(b)(7) Plans - All University employees who work can participate in tax sheltered annuity plans created under Internal Revenue Code Sections 403(b) and 403(b)(7). The employee's eligible contributions, made through salary reduction agreements, are exempt from federal and state income taxes until the annuity is received or the contributions are withdrawn. These plans are exclusively for employees of universities and certain charitable and other non-profit institutions. All costs of administering and funding these plans are the responsibility of the Plan participants. No costs are incurred by the University. The voluntary contributions by employees amounted to \$1,631,971.73 for the year ended June 30, 2001.

### **NOTE 13 - OTHER POSTEMPLOYMENT BENEFITS**

- A. Health Care for Long-Term Disability Beneficiaries and Retirees -** The University participates in state administered programs which provide postemployment health insurance to eligible former employees. Eligible former employees include long-term disability beneficiaries of the Disability Income Plan of North Carolina, and retirees of the Teachers' and State Employees' Retirement System or the Optional Retirement

## NOTES TO THE FINANCIAL STATEMENTS (CONTINUED)

---

Program. These benefits were established by Chapter 135, Article 3, Part 3, of the General Statutes and may be amended only by the North Carolina General Assembly. Funding for the health care benefit for long-term disability beneficiaries and retirees is financed on a pay-as-you-go basis. The University contributed 1.28% of the covered payroll under the Teachers' and State Employees' Retirement System and the Optional Retirement Program for these health care benefits. For the fiscal year ended June 30, 2001, the University's total contribution to the Plan was \$1,067,297.10. The University assumes no liability for retiree health care benefits provided by the programs other than its required contribution. Additional detailed information about these programs can be located in the State of North Carolina's *Comprehensive Annual Financial Report*.

- B. Long-Term Disability** - The University participates in the Disability Income Plan of North Carolina (DIPNC). Established by Chapter 135, Article 6, of the General Statutes, DIPNC provides short-term and long-term disability benefits to eligible members of the Teachers' and State Employees' Retirement System or the Optional Retirement Program. The Plan provides disability income to eligible participants. Long-term disability income benefits are advance funded on an actuarially determined basis using the one-year term cost method. The University contributes .52% of covered payroll under the Teachers' and State Employees' Retirement System and the Optional Retirement Program to the DIPNC. For the fiscal year ended June 30, 2001, the University's total contribution to the DIPNC was \$433,589.44. The University assumes no liability for long-term disability benefits under the plan other than its contribution. Additional detailed information about the DIPNC is disclosed in the State of North Carolina's *Comprehensive Annual Financial Report*.

### NOTE 14 - CONSTRUCTION COSTS PAID FROM DEBT PROCEEDS

Construction costs paid from University issued debt proceeds are not reflected as additions to fund equity of the Investment in Plant Fund but rather as an increase to the Investment in Plant Fund's assets and liabilities. During the year, \$6,928,594.21 was added to the Investment in Plant Fund's assets and liabilities for assets purchased from debt proceeds.



## NOTES TO THE FINANCIAL STATEMENTS (CONTINUED)

---

### NOTE 15 - APPALACHIAN STATE UNIVERSITY FOUNDATION, INC.

There is one separately incorporated non-profit foundation associated with the University, the Appalachian State University Foundation, Inc. This organization serves as the primary fundraising arm of the University through which individuals, corporations and other organizations support University programs by providing scholarships, fellowships, faculty salary supplements, and unrestricted funds to specific colleges and the University's overall academic environment. The University's financial statements do not include the assets, liabilities, net assets or operational transactions of the Foundation, except for support from the organization to the University. This support approximated \$7,732,817.00 for the year ended June 30, 2001.

### NOTE 16 - PLEDGES RECEIVABLE

The University has pledges receivable in the amount of \$1,724,757.58. Pledges that are expected to be collected and available for expenditure, that are both verifiable and measurable, are reported on the accompanying financial statements as part of accounts receivable. The pledges are receivable annually over varying time periods ranging from seven to nine years. In accordance with generally accepted accounting principles, the original amount pledged has been discounted based on a projected interest rate for the outstanding periods. Due to the nature of the donor organizations, the University considers these pledges to be collectible. Scheduled receipts and the discounted amount under these pledge commitments are as follows:

<u>Fiscal Year</u>	<u>Amount</u>
2002	\$ 239,255.00
2003	239,255.00
2004	239,255.00
2005	239,255.00
2006	239,255.00
2007	239,255.00
2008	239,255.00
2009	139,255.00
2010	<u>139,255.00</u>
<b>Total Pledge Receipts Expected</b>	<b>\$ 1,953,295.00</b>
Discount Amount Representing Interest (3.58% Rate of Interest)	<u>228,537.42</u>
<b>Present Value of Pledge Receipts Expected</b>	<b><u><u>\$ 1,724,757.58</u></u></b>

## NOTES TO THE FINANCIAL STATEMENTS (CONTINUED)

---

Pledges not available for expenditure, such as additions to permanent endowments, are not recorded until received because the donor condition not to expend cannot start to be satisfied until received.

### NOTE 17 - ACCOUNTING CHANGES

- A. Securities Lending Transactions** - The University deposits certain funds with the State Treasurer's Cash and Investment Pool, which participates in securities lending activities. In prior years it was the State's policy to allocate the risk associated with these transactions to each component unit. For the year ending June 30, 2001, the State changed its policy, as a result of discussion with the GASB technical staff, to report the associated risk as part of the State of North Carolina's fiduciary funds rather than to allocate the risk to component units. The effect of this change removes from the University issued financial statements the assets and liabilities associated with the State Treasurer's security lending program. This change does not affect the University's beginning fund equities.
- B. Governmental Accounting Standard Board, Statement #33, *Accounting and Financial Reporting for Nonexchange Transactions*** - Effective July 1, 2000, the University implemented the new accounting and reporting standards required in GASB #33. This standard provides accounting rules over non-exchange transactions and changes the University's standards for the recognition of revenues and the reporting of funds received but not earned in the University's restricted fund. In prior years, the University reported funds received but not expended in its restricted fund as accounts payable. Based on this new standard, revenues are recognized when earned and when the resource provider's conditions have been satisfied. Amounts received not meeting the recognition requirements are now reported as deferred revenue. In addition, the new standard requires promises to give (pledges) that are expected to be collected and available for expenditure, and that are verifiable and measurable, be recorded as a receivable and revenue, upon satisfying the resource provider's conditions. Prior to this year, pledges were not recorded as a receivable unless there was a legally enforceable right. The effect of implementing this standard increased deferred revenue of restricted funds by \$922,193.42.

### NOTE 18 - SUBSEQUENT EVENTS

On November 9, 2001, the University of North Carolina Board of Governors approved the issuance of the Appalachian State University Housing and Student Center System Revenue Bonds, Series 2001. These bonds are

## **NOTES TO THE FINANCIAL STATEMENTS (CONCLUDED)**

---

scheduled to be issued on December 11, 2001. The University intends to borrow approximately \$19,510,000.00 including cost of issuance through the financing. The purpose of the bonds is to provide funds for an addition to and renovation of the University Bookstore in the amount of \$6,105,000.00 and to refund the ASU Housing and Student Center System, Series 1993 bonds in the amount of \$13,405,000.00.

**Appalachian State University**  
**Revenue Bond Funds**  
**Balance Sheet**  
**June 30, 2001**

**Schedule I**

	Housing* and Student Center System	Parking System	Food Services Facility	Field House Expansion	Student Union Addition	Steam/ Boiler Plant	System-Wide* Bond Issue Stadium Turf
<b>REVENUE FUND</b>							
<b>Assets:</b>							
Cash and Cash Equivalents	\$ 7,529,503.30	\$ 2,906,655.83	\$ 1,130,757.06	\$ 625,308.83	\$ 3,326,072.67	\$ 2,571,040.38	\$ 217,105.44
Receivables	126,105.58	54,208.59	29,573.04	3,266.92	13,983.92	10,710.15	607.17
Due from Other Funds	29,250.89		246.00			213,128.55	
Inventories	333,898.92		164,914.85			179,915.67	
Prepaid Expense	88,091.42	156.50	31,091.17			5,857.50	
<b>Total Assets</b>	<b>\$ 8,106,850.11</b>	<b>\$ 2,961,020.92</b>	<b>\$ 1,356,582.12</b>	<b>\$ 628,575.75</b>	<b>\$ 3,340,056.59</b>	<b>\$ 2,980,652.25</b>	<b>\$ 217,712.61</b>
<b>Liabilities and Fund Equity:</b>							
<b>Liabilities:</b>							
Accounts Payable and Accrued Liabilities	\$ 511,944.63	\$ 16,192.32	\$ 237,779.19	\$ 0.00	\$ 0.00	\$ 117,276.73	\$ 0.00
Due to Other Funds	1,015,497.34	462,095.02	73,303.29	3,329.83	290,517.37	186,581.84	8,284.46
Deposits Payable	8,400.00						
Deferred Revenue			65,821.28				
<b>Total Liabilities</b>	<b>1,535,841.97</b>	<b>478,287.34</b>	<b>376,903.76</b>	<b>3,329.83</b>	<b>290,517.37</b>	<b>303,858.57</b>	<b>8,284.46</b>
<b>Fund Equity:</b>							
Unrestricted	6,571,008.14	2,482,733.58	979,678.36	625,245.92	3,049,539.22	2,676,793.68	209,428.15
<b>Total Liabilities and Fund Equity</b>	<b>\$ 8,106,850.11</b>	<b>\$ 2,961,020.92</b>	<b>\$ 1,356,582.12</b>	<b>\$ 628,575.75</b>	<b>\$ 3,340,056.59</b>	<b>\$ 2,980,652.25</b>	<b>\$ 217,712.61</b>
<b>BOND AND INTEREST SINKING FUND</b>							
<b>Assets:</b>							
Cash and Cash Equivalents	\$ 605,924.30	\$ 0.00	\$ 0.00	\$ 0.00	\$ 0.00	\$ 230.07	\$ 0.00
Investments	1,938,267.07	339.66			2,010.73	2,222.62	
Interest Receivable	3,805.73			146.62		0.52	
Due from Other Funds	707,772.89	258,078.41			38,400.36	180,169.69	7,247.95
Prepaid Expense						1,752.13	
<b>Total Assets</b>	<b>\$ 3,255,769.99</b>	<b>\$ 258,418.07</b>	<b>\$ 0.00</b>	<b>\$ 146.62</b>	<b>\$ 40,411.09</b>	<b>\$ 184,375.03</b>	<b>\$ 7,247.95</b>
<b>Liabilities and Fund Equity:</b>							
<b>Liabilities:</b>							
Accounts Payable and Accrued Liabilities	\$ 4,335.00	\$ 0.00	\$ 0.00	\$ 0.00	\$ 0.00	\$ 0.00	\$ 0.00
Bonds Payable	160,451.52						
Interest Payable	759,907.27	258,078.41			39,697.81	180,169.69	7,247.95
<b>Total Liabilities</b>	<b>924,693.79</b>	<b>258,078.41</b>	<b></b>	<b></b>	<b>39,697.81</b>	<b>180,169.69</b>	<b>7,247.95</b>
<b>Fund Equity:</b>							
Restricted	2,331,076.20	339.66		146.62	713.28	4,205.34	
<b>Total Liabilities and Fund Equity</b>	<b>\$ 3,255,769.99</b>	<b>\$ 258,418.07</b>	<b>\$ 0.00</b>	<b>\$ 146.62</b>	<b>\$ 40,411.09</b>	<b>\$ 184,375.03</b>	<b>\$ 7,247.95</b>
<b>REPAIR AND REPLACEMENT RESERVE</b>							
<b>Assets:</b>							
Cash and Cash Equivalents	\$ 885,882.00	\$ 0.00	\$ 5,770,989.78	\$ 0.00	\$ 428,268.13	\$ 1,012,220.04	\$ 0.00
Interest Receivable			22,758.71		1,778.08	4,202.52	
<b>Total Assets</b>	<b>\$ 885,882.00</b>	<b>\$ 0.00</b>	<b>\$ 5,793,748.49</b>	<b>\$ 0.00</b>	<b>\$ 430,046.21</b>	<b>\$ 1,016,422.56</b>	<b>\$ 0.00</b>
<b>Liabilities and Fund Equity:</b>							
<b>Fund Equity:</b>							
Restricted	\$ 885,882.00	\$ 0.00	\$ 0.00	\$ 0.00	\$ 430,046.21	\$ 1,016,422.56	\$ 0.00
Unrestricted			5,793,748.49				
<b>Total Fund Equity</b>	<b>885,882.00</b>	<b></b>	<b>5,793,748.49</b>	<b></b>	<b>430,046.21</b>	<b>1,016,422.56</b>	<b></b>
<b>Total Liabilities and Fund Equity</b>	<b>\$ 885,882.00</b>	<b>\$ 0.00</b>	<b>\$ 5,793,748.49</b>	<b>\$ 0.00</b>	<b>\$ 430,046.21</b>	<b>\$ 1,016,422.56</b>	<b>\$ 0.00</b>

\*These systems include bond financing through the University of North Carolina System Pool Revenue Bonds.

**Appalachian State University**  
**Revenue Bond Funds**  
**Schedule of Changes in Fund Equity**  
**Year Ended June 30, 2001**

**Schedule 2**

	Housing* and Student Center System	Parking System	Food Services Facility	Field House Expansion	Student Union Addition	Steam/ Boiler Plant	System-Wide* Bond Issue Stadium Turf
<b>REVENUE FUND</b>							
<b>Additions:</b>							
Tuition and Fees	\$ 1,639,907.42	\$ 0.00	\$ 254,530.93	\$ 138,960.63	\$ 1,157,273.83	\$ 0.00	\$ 173,567.32
Investment Income	482,911.11	171,132.19	119,555.42	34,226.72	200,532.89	179,187.64	
Sales and Services	13,747,929.90	1,282,409.02	10,240,985.12			4,390,623.86	
Other Revenues and Additions	1,462.77		878.54				
<b>Total Additions</b>	<b>15,872,211.20</b>	<b>1,453,541.21</b>	<b>10,615,950.01</b>	<b>173,187.35</b>	<b>1,357,806.72</b>	<b>4,569,811.50</b>	<b>173,567.32</b>
<b>Deductions:</b>							
Personnel Compensation	5,859,283.72	452,245.84	3,896,430.67	23.54		389,907.00	29.41
Supplies and Materials	1,517,710.04	27,588.63	4,414,801.10		16,761.18	71,776.42	
Current Services	4,195,867.08	69,684.04	723,756.36	359.45	8,968.97	2,581,500.31	2,846.82
Fixed Charges	357,812.47	47,505.89	191,253.20			21,541.18	
Capital Outlay	797,240.42	2,737.27	120,235.48		6,221.60	5,833.93	
Grants-in-Aid	35,918.43	2,500.00	386.33				
Miscellaneous	142,041.59	8,522.68	4,818.34	34.21			42.42
Mandatory Transfers	2,496,510.73	545,502.87		72,557.14	777,781.95	2,133,666.80	146,466.90
Non-Mandatory Transfers	855,262.43	694,835.89	751,152.25	2,500.00	366,128.80	124.74	
<b>Total Deductions</b>	<b>16,257,646.91</b>	<b>1,851,123.11</b>	<b>10,102,833.73</b>	<b>75,474.34</b>	<b>1,175,862.50</b>	<b>5,204,350.38</b>	<b>149,385.55</b>
<b>Net Increase (Decrease) in Fund Equity</b>	<b>(385,435.71)</b>	<b>(397,581.90)</b>	<b>513,116.28</b>	<b>97,713.01</b>	<b>181,944.22</b>	<b>(634,538.88)</b>	<b>24,181.77</b>
<b>Fund Equity July 1, 2000</b>	<b>6,956,443.85</b>	<b>2,880,315.48</b>	<b>466,562.08</b>	<b>527,532.91</b>	<b>2,867,595.00</b>	<b>3,311,332.56</b>	<b>185,246.38</b>
<b>Fund Equity June 30, 2001</b>	<b>\$ 6,571,008.14</b>	<b>\$ 2,482,733.58</b>	<b>\$ 979,678.36</b>	<b>\$ 625,245.92</b>	<b>\$ 3,049,539.22</b>	<b>\$ 2,676,793.68</b>	<b>\$ 209,428.15</b>
<b>BOND AND INTEREST SINKING FUND</b>							
<b>Additions:</b>							
Federal Grants and Contracts	\$ 70,154.00	\$ 0.00	\$ 0.00	\$ 0.00	\$ 0.00	\$ 0.00	\$ 0.00
Investment Income	158,693.21	361.71		2,220.31	6,190.54	9,612.02	
Proceeds from Refunding Debt	39,610.55						
Mandatory Transfers	2,143,322.73	545,502.87		72,557.14	777,781.95	2,133,666.80	146,466.90
Non-Mandatory Transfers	148,034.24	124,729.81					
<b>Total Additions</b>	<b>2,559,814.73</b>	<b>670,594.39</b>		<b>74,777.45</b>	<b>783,972.49</b>	<b>2,143,278.82</b>	<b>146,466.90</b>
<b>Deductions:</b>							
Retirement of Indebtedness	947,000.00			105,000.00	450,000.00	670,000.00	115,000.00
Interest on Indebtedness	1,644,345.15	545,730.46		6,666.54	334,120.00	1,470,792.51	30,716.90
Indebtedness Fees	207,388.77	124,524.27			801.62	1,604.79	750.00
<b>Total Deductions</b>	<b>2,798,733.92</b>	<b>670,254.73</b>		<b>111,666.54</b>	<b>784,921.62</b>	<b>2,142,397.30</b>	<b>146,466.90</b>
<b>Net Increase (Decrease) in Fund Equity</b>	<b>(238,919.19)</b>	<b>339.66</b>		<b>(36,889.09)</b>	<b>(949.13)</b>	<b>881.52</b>	
<b>Fund Equity July 1, 2000</b>	<b>2,569,995.39</b>			<b>37,035.71</b>	<b>1,662.41</b>	<b>3,323.82</b>	
<b>Fund Equity June 30, 2001</b>	<b>\$ 2,331,076.20</b>	<b>\$ 339.66</b>	<b>\$ 0.00</b>	<b>\$ 146.62</b>	<b>\$ 713.28</b>	<b>\$ 4,205.34</b>	<b>\$ 0.00</b>
<b>REPAIR AND REPLACEMENT RESERVE</b>							
<b>Additions:</b>							
Investment Income	\$ 0.00	\$ 0.00	\$ 289,001.75	\$ 0.00	\$ 24,486.71	\$ 57,874.80	\$ 0.00
Mandatory Transfers	353,188.00						
Non-Mandatory Transfers			750,000.00				
<b>Total Additions</b>	<b>353,188.00</b>		<b>1,039,001.75</b>		<b>24,486.71</b>	<b>57,874.80</b>	
<b>Net Increase in Fund Equity</b>	<b>353,188.00</b>		<b>1,039,001.75</b>		<b>24,486.71</b>	<b>57,874.80</b>	
<b>Fund Equity July 1, 2000</b>	<b>532,694.00</b>		<b>4,754,746.74</b>		<b>405,559.50</b>	<b>958,547.76</b>	
<b>Fund Equity June 30, 2001</b>	<b>\$ 885,882.00</b>	<b>\$ 0.00</b>	<b>\$ 5,793,748.49</b>	<b>\$ 0.00</b>	<b>\$ 430,046.21</b>	<b>\$ 1,016,422.56</b>	<b>\$ 0.00</b>

\*These systems include bond financing through the University of North Carolina System Pool Revenue Bonds.

***Appalachian State University***  
***Intercollegiate Athletics Program***  
***Statement of Current Funds Revenues and Expenditures***  
***Year Ended June 30, 2001***

***Schedule 3***

	Football	Men's Basketball	Women's Basketball	Other Sports	Nonprogram Specific	Total
<b>Revenues:</b>						
Student Fees	\$ 0.00	\$ 0.00	\$ 0.00	\$ 0.00	\$ 2,985,262.31	\$ 2,985,262.31
Ticket Sales	350,369.29	178,760.54	3,967.85			533,097.68
Contest Guarantees	108,000.00	71,620.00			350.00	179,970.00
NCAA Championship Revenue				6,992.08	286,264.00	293,256.08
Other Sales and Services	79,783.24	34,601.38	4,146.48	121,887.72	356,006.66	596,425.48
Advertising Income					34,746.15	34,746.15
Concessions	5,904.75				87,188.47	93,093.22
Gifts - Unrestricted	57,464.21	31,989.61	7,389.88	48,210.53	818,909.53	963,963.76
Investment Income - Unrestricted	305.31				52,270.35	52,575.66
State Appropriations	57,137.36	77,380.34		108,239.90	417,029.99	659,787.59
Other Sources				7,256.00	48,101.70	55,357.70
<b>Total Revenues</b>	<b>658,964.16</b>	<b>394,351.87</b>	<b>15,504.21</b>	<b>292,586.23</b>	<b>5,086,129.16</b>	<b>6,447,535.63</b>
<b>Expenditures:</b>						
Coaches' Salaries	395,453.42	190,898.29	143,064.95	451,601.09	732,951.92	1,913,969.67
Other Salaries	34,725.55	9,081.88	7,463.16	50,962.51	274,566.71	376,799.81
Staff Benefits	69,766.71	32,361.39	26,492.60	87,985.01	195,415.53	412,021.24
Travel:						
Team	113,332.67	79,641.33	43,809.44	258,111.63	31,986.32	526,881.39
Recruiting	97,198.43	65,037.58	33,520.08	49,965.74	36,615.34	282,337.17
Financial Aid	599,397.85	109,081.23	143,097.81	602,923.07	35,551.95	1,490,051.91
Maintenance and General Administration	167,855.17	61,800.21	29,682.70	69,573.90	348,077.01	676,988.99
Supplies and Uniforms	132,456.28	21,652.53	18,759.29	132,181.68	197,401.15	502,450.93
Equipment Purchases	11,729.09	2,889.56		2,976.48	31,725.93	49,321.06
Insurance					43,572.05	43,572.05
Telephone	13,986.84	17,075.98	4,593.44	5,960.93	29,336.58	70,953.77
Entertainment	5,037.59	761.88	327.40	9,664.97	1,397.11	17,188.95
Miscellaneous					25,088.73	25,088.73
<b>Total Expenditures</b>	<b>1,640,939.60</b>	<b>590,281.86</b>	<b>450,810.87</b>	<b>1,721,907.01</b>	<b>1,983,686.33</b>	<b>6,387,625.67</b>
<b>Excess (Deficiency) of Revenues over</b>						
<b>Expenditures</b>	<b>\$ (981,975.44)</b>	<b>\$ (195,929.99)</b>	<b>\$ (435,306.66)</b>	<b>\$ (1,429,320.78)</b>	<b>\$ 3,102,442.83</b>	<b>\$ 59,909.96</b>

The accompanying notes are an integral part of this statement.

**NOTE 1 - SIGNIFICANT ACCOUNTING POLICIES**

- A. Organization and Purpose** - Appalachian State University is a constituent institution of The University of North Carolina System which is a component unit of the State of North Carolina and an integral part of the State's *Comprehensive Annual Financial Report*. Appalachian State University is classified as a Division I institution by the National Collegiate Athletic Association (NCAA).
- B. Basis of Presentation** - The preceding statement of current funds revenues and expenditures presents the University's intercollegiate athletic program's activity in accordance with the NCAA financial audit guidelines. Those guidelines require only a presentation of the current funds revenues and expenditures by major program. This presentation is not intended to provide a complete presentation of the program's financial position or its changes in fund balances.
- C. Revenue Recognition** - Current funds revenues include all gifts, grants, fees, sales receipts, and other resources earned and for which the resource provider condition(s) attached to those amounts were satisfied during the reporting period.
- D. Basis of Accounting** - The preceding statement of current funds revenues and expenditures was prepared in accordance with the accrual basis, except that no depreciation expense is reflected.
- E. Non-Monetary Transactions** - The University reports goods and services received either by donation or in an exchange transaction at their fair value at the date of receipt. During the year, uniforms, athletic supplies and equipment, internet service, local cellular phone service, local television time, and cable TV service were provided to the University at no charge. Leased automobiles were provided to athletics administrative and coaching staff by regional area automobile dealers, also at no charge. The leased vehicles were provided in exchange for free tickets and recognition as sponsors and/or advertising. Based on the value of the leased vehicles, revenue was recorded for the fair value as private gifts received and as transportation and personnel expenses.

***Appalachian State University  
Schedule of General Obligation Bond Project Authorizations, Budgets and Expenditures  
For Project-to-Date as of June 30, 2001***


***Schedule 4***

	Projected			Total			Expected
Capital Improvement Projects	Start	General Obligation	Other	Project	Amount	Percent	Completion
	Date	Bonds Authorized	Sources	Budget	Expended	Completed	Date
<b><i>Projects Not Started - To Be Funded in Future Years</i></b>							
Rankin Science Addition	Sep-01	\$ 5,056,500.00	\$ 0.00	\$ 5,056,500.00	\$ 0.00		Dec-02
Living Learning Center/Academic Portion	Oct-01	4,022,800.00		4,022,800.00			Feb-03
BB Dougherty Hall Renovation	Nov-02	1,000,000.00		1,000,000.00			Sep-03
Land Acquisition	Jan-02	829,300.00		829,300.00			Dec-02
Science Building Completion	May-02	1,260,000.00		1,260,000.00			Nov-02
Rankin Science Renovation	Jun-03	11,157,000.00		11,157,000.00			Aug-04
Turchin Visual Arts Center	Sep-03	4,374,700.00	1,434,859.76	5,809,559.76	140,909.76	2.43%	Aug-04
Central Library Complex	Jul-03	47,586,800.00		47,586,800.00			Dec-06
Technology Infrastructure Expansion	Sep-01	4,838,900.00		4,838,900.00			Nov-05
Water System Improvements	Jan-04	2,866,200.00		2,866,200.00			Jul-07
Smith Wright Hall Comprehensive Renovation	Dec-05	1,636,100.00		1,636,100.00			Nov-06
Founders Hall Comprehensive Renovation	Dec-05	1,044,100.00		1,044,100.00			Oct-06
Walker Hall Comprehensive Renovation	Jan-03	1,733,800.00		1,733,800.00			Sep-03
<b>Total All Projects</b>		<b>\$ 87,406,200.00</b>	<b>\$ 1,434,859.76</b>	<b>\$ 88,841,059.76</b>	<b>\$ 140,909.76</b>		

Note: The 1999-2000 Session of the General Assembly of North Carolina authorized the issuance of two billion five hundred million dollars of general obligation bonds of the State, as subsequently approved by a vote of qualified voters of the State, to provide funds for capital improvements for the University of North Carolina. The projects listed on this schedule are those funded or to be funded by bond proceeds from the general obligation bonds authorized by Senate Bill 912.



[ This Page Left Blank Intentionally ]



Ralph Campbell, Jr.  
State Auditor

STATE OF NORTH CAROLINA  
**Office of the State Auditor**

2 S. Salisbury Street  
20601 Mail Service Center  
Raleigh, NC 27699-0601  
Telephone: (919) 807-7500  
Fax: (919) 807-7647  
Internet <http://www.osa.state.nc.us>

**INDEPENDENT AUDITOR'S REPORT  
ON COMPLIANCE AND ON INTERNAL CONTROL  
OVER FINANCIAL REPORTING BASED ON AN AUDIT OF  
FINANCIAL STATEMENTS PERFORMED IN ACCORDANCE WITH  
GOVERNMENT AUDITING STANDARDS**

---

Board of Trustees  
Appalachian State University  
Boone, North Carolina

We have audited the financial statements of Appalachian State University, a component unit of the State of North Carolina, as of and for the year ended June 30, 2001, and have issued our report thereon dated November 19, 2001.

As discussed in Note 17A to the financial statements, the University changed its method of accounting for securities lending transactions allocated from the State Treasurer's Cash and Investment Pool during the year ended June 30, 2001. As discussed in Note 17B to the financial statements, the University implemented Governmental Accounting Standard Board, Statement #33, *Accounting and Financial Reporting for Nonexchange Transactions*, during the year ended June 30, 2001.

We conducted our audit in accordance with auditing standards generally accepted in the United States of America and the standards applicable to financial audits contained in *Government Auditing Standards* issued by the Comptroller General of the United States.

Compliance

As part of obtaining reasonable assurance about whether the University's financial statements are free of material misstatement, we performed tests of its compliance with certain provisions of laws, regulations, contracts and grants, noncompliance with which could have a direct and material effect on the determination of financial statement amounts. However, providing an opinion on compliance with those provisions was not an objective of our audit and, accordingly, we do not express such an opinion. The results of our tests disclosed no instances of noncompliance that are required to be reported under *Government Auditing Standards*.

**INDEPENDENT AUDITOR'S REPORT  
ON COMPLIANCE AND ON INTERNAL CONTROL  
OVER FINANCIAL REPORTING BASED ON AN AUDIT OF  
FINANCIAL STATEMENTS PERFORMED IN ACCORDANCE WITH  
GOVERNMENT AUDITING STANDARDS (CONCLUDED)**

---

Internal Control Over Financial Reporting

In planning and performing our audit, we considered the University's internal control over financial reporting in order to determine our auditing procedures for the purpose of expressing our opinion on the financial statements and not to provide assurance on the internal control over financial reporting. Our consideration of the internal control over financial reporting would not necessarily disclose all matters in the internal control over financial reporting that might be material weaknesses. A material weakness is a condition in which the design or operation of one or more of the internal control components does not reduce to a relatively low level the risk that misstatements in amounts that would be material in relation to the financial statements being audited may occur and not be detected within a timely period by employees in the normal course of performing their assigned functions. We noted no matters involving the internal control over financial reporting and its operation that we consider to be material weaknesses.

This report is intended solely for the information and use of the Audit Committee, the Board of Trustees and Board of Governors, management and staff of the University, the Governor, the State Controller, the General Assembly, and federal awarding agencies and pass-through entities and is not intended to be, and should not be, used by anyone other than these specified parties.



Ralph Campbell, Jr.  
State Auditor

November 19, 2001

## DISTRIBUTION OF AUDIT REPORT

---

In accordance with G.S. § 147-64.5 and G.S. § 147-64.6(c)(14), copies of this report have been distributed to the public officials listed below. Additional copies are provided to other legislators, state officials, the press, and the general public upon request.

### EXECUTIVE BRANCH

The Honorable Michael F. Easley  
The Honorable Beverly M. Perdue  
The Honorable Richard H. Moore  
The Honorable Roy A. Cooper, III  
Mr. David T. McCoy  
Mr. Robert L. Powell  
Ms. Molly Corbett Broad  
Dr. Francis T. Borkowski  
Ms. Jane P. Helm

Mr. Glenn W. Wilcox, Sr.

Governor of North Carolina  
Lieutenant Governor of North Carolina  
State Treasurer  
Attorney General  
State Budget Officer  
State Controller  
President, The University of North Carolina  
Chancellor, Appalachian State University  
Vice Chancellor for Business Affairs  
Appalachian State University  
Chairman, Board of Trustees  
Appalachian State University

### LEGISLATIVE BRANCH

Appointees to the Joint Legislative Commission on Governmental Operations

Senator Marc Basnight, Co-Chairman  
Senator Charlie Albertson  
Senator Frank W. Ballance, Jr.  
Senator Charles Carter  
Senator Daniel G. Clodfelter  
Senator Walter H. Dalton  
Senator James Forrester  
Senator Linda Garrou  
Senator Wilbur P. Gulley  
Senator Kay R. Hagan  
Senator David W. Hoyle  
Senator Luther H. Jordan, Jr.  
Senator Ellie Kinnaird  
Senator Howard N. Lee  
Senator Jeanne H. Lucas  
Senator R. L. Martin  
Senator William N. Martin  
Senator Stephen M. Metcalf  
Senator Fountain Odom  
Senator Aaron W. Plyler  
Senator Eric M. Reeves  
Senator Dan Robinson  
Senator Larry Shaw  
Senator Robert G. Shaw  
Senator R. C. Soles, Jr.  
Senator Ed N. Warren  
Senator David F. Weinstein  
Senator Allen H. Wellons

Representative James B. Black, Co-Chairman  
Representative Martha B. Alexander  
Representative Flossie Boyd-McIntyre  
Representative E. Nelson Cole  
Representative James W. Crawford, Jr.  
Representative William T. Culpepper, III  
Representative W. Pete Cunningham  
Representative Beverly M. Earle  
Representative Ruth M. Easterling  
Representative Stanley H. Fox  
Representative R. Phillip Haire  
Representative Dewey L. Hill  
Representative Mary L. Jarrell  
Representative Maggie Jeffus  
Representative Larry T. Justus  
Representative Edd Nye  
Representative Warren C. Oldham  
Representative William C. Owens, Jr.  
Representative E. David Redwine  
Representative R. Eugene Rogers  
Representative Drew P. Saunders  
Representative Wilma M. Sherrill  
Representative Ronald L. Smith  
Representative Gregg Thompson  
Representative Joe P. Tolson  
Representative Russell E. Tucker  
Representative Thomas E. Wright  
Representative Douglas Y. Yongue

## **DISTRIBUTION OF AUDIT REPORT (CONCLUDED)**

---

### **Other Legislative Officials**

Representative Philip A. Baddour, Jr.  
Senator Anthony E. Rand  
Senator Patrick J. Ballantine  
Representative N. Leo Daughtry  
Representative Joe Hackney  
Mr. James D. Johnson

Majority Leader of the N.C. House of Representatives  
Majority Leader of the N.C. Senate  
Minority Leader of the N.C. Senate  
Minority Leader of the N.C. House of Representatives  
N. C. House Speaker Pro-Tem  
Director, Fiscal Research Division

January 31, 2002

## ORDERING INFORMATION

---

Copies of this report may be obtained by contacting the:

Office of the State Auditor  
State of North Carolina  
2 South Salisbury Street  
20601 Mail Service Center  
Raleigh, North Carolina 27699-0601

Internet: <http://www.ncauditor.net>

Telephone: 919/807-7500

Facsimile: 919/807-7647