



STATE OF NORTH CAROLINA

FINANCIAL STATEMENT AUDIT REPORT OF

WILSON TECHNICAL COMMUNITY COLLEGE

WILSON, NORTH CAROLINA

FOR THE YEAR ENDED JUNE 30, 2002

OFFICE OF THE STATE AUDITOR

RALPH CAMPBELL, JR.

STATE AUDITOR

FINANCIAL STATEMENT AUDIT REPORT OF

WILSON TECHNICAL COMMUNITY COLLEGE

WILSON, NORTH CAROLINA

FOR THE YEAR ENDED JUNE 30, 2002

STATE BOARD OF COMMUNITY COLLEGES

THE NORTH CAROLINA COMMUNITY COLLEGE SYSTEM

H. MARTIN LANCASTER, PRESIDENT

BOARD OF TRUSTEES

PAGE T. SMITH, CHAIRMAN

PHYLLIS L. BABB, VICE CHAIRMAN

**INEZ D. BELL
JERRY W. DORSEY
DONALD I. EVANS
ROBERT H. HACKNEY
JAMES M. JOHNSON, III**

**GEORGE D. LEACH
THOMAS J. RHODES
GORDON G. SAULS
MARVIN SESSOMS
BOBBY R. WILLIAMSON**

ADMINISTRATIVE OFFICERS

DR. FRANK L. EAGLES, PRESIDENT

HADIE C. HORNE, VICE PRESIDENT OF FINANCE AND OPERATIONS



Ralph Campbell, Jr.
State Auditor

STATE OF NORTH CAROLINA
Office of the State Auditor

2 S. Salisbury Street
20601 Mail Service Center
Raleigh, NC 27699-0601
Telephone: (919) 807-7500
Fax: (919) 807-7647
Internet <http://www.osa.state.nc.us>

AUDITOR'S TRANSMITTAL

The Honorable Michael F. Easley, Governor
The General Assembly of North Carolina
Board of Trustees, Wilson Technical Community College

This report presents the results of our financial statement audit of Wilson Technical Community College, a component unit of the State of North Carolina, for the year ended June 30, 2002. Our audit was made by authority of Article 5A of Chapter 147 of the General Statutes.

The accounts and operations of the College are an integral part of the State's reporting entity represented in the State's *Comprehensive Annual Financial Report (CAFR)* and the State's *Single Audit Report*. In those reports, the State Auditor expresses an opinion on the State's financial statements. In the *Single Audit Report*, the State Auditor also presents the audit results on the State's internal controls and on the State's compliance with laws, regulations, contracts, and grants applicable to the State's financial statements and to its federal financial assistance programs.

As part of the audit work necessary for the CAFR and the *Single Audit Report*, the accounts and operations of the College were subjected to audit procedures as we considered necessary. In addition, we performed auditing procedures that we considered necessary for us to report on the accompanying financial statements that relate solely to Wilson Technical Community College. The audit procedures were conducted in accordance with auditing standards generally accepted in the United States of America and *Government Auditing Standards* issued by the Comptroller General of the United States.

The purpose of this report is to present the results of our audit on the accompanying financial statements that relate solely to Wilson Technical Community College. A summary of our reporting objectives and audit results is:

- 1. Objective** – To express an opinion on the accompanying financial statements that relate solely to Wilson Technical Community College.

Results - The accompanying financial statements present fairly, in all material respects, the amounts and disclosures made in accordance with accounting principles generally accepted in the United States of America. These matters are more fully described in the Independent Auditor's Report on the Financial Statements.

AUDITOR'S TRANSMITTAL (CONCLUDED)

2. **Objective** – To present significant deficiencies, if any, in internal control over financial reporting which could adversely affect the College's ability to record, process, summarize, and report financial data in the financial statements and present instances of noncompliance, if any, with laws, regulations, contracts, or grants.

Results - Our tests disclosed no material weaknesses in internal control over financial reporting and no instances of noncompliance which require disclosure herein under *Government Auditing Standards*. These matters are more fully described in the Independent Auditor's Report on Compliance and on Internal Control over Financial Reporting.

North Carolina General Statutes require the State Auditor to make audit reports available to the public. Copies of audit reports issued by the Office of the State Auditor may be obtained through one of the options listed in the back of this report.

Ralph Campbell, Jr.
State Auditor

TABLE OF CONTENTS

	PAGE
INDEPENDENT AUDITOR’S REPORT	1
MANAGEMENT’S DISCUSSION AND ANALYSIS.....	3
FINANCIAL STATEMENTS	
Exhibits	
A Statement of Net Assets	9
B Statement of Revenues, Expenses, and Changes in Net Assets.....	10
C Statement of Cash Flows	11
Notes to the Financial Statements	14
SUPPLEMENTARY INFORMATION	
Schedule	
1 Schedule of General Obligation Bond Project Authorizations, Budgets, and Expenditures	29
INDEPENDENT AUDITOR’S REPORT ON COMPLIANCE AND ON INTERNAL CONTROL OVER FINANCIAL REPORTING BASED ON AN AUDIT OF FINANCIAL STATEMENTS PERFORMED IN ACCORDANCE WITH <i>GOVERNMENT AUDITING STANDARDS</i>	30
DISTRIBUTION OF AUDIT REPORT	32



Ralph Campbell, Jr.
State Auditor

STATE OF NORTH CAROLINA
Office of the State Auditor

2 S. Salisbury Street
20601 Mail Service Center
Raleigh, NC 27699-0601
Telephone: (919) 807-7500
Fax: (919) 807-7647
Internet <http://www.osa.state.nc.us>

INDEPENDENT AUDITOR'S REPORT

Board of Trustees
Wilson Technical Community College
Wilson, North Carolina

We have audited the accompanying basic financial statements of Wilson Technical Community College, a component unit of the State of North Carolina, as of and for the year ended June 30, 2002, as listed in the table of contents. These financial statements are the responsibility of the College's management. Our responsibility is to express an opinion on these financial statements based on our audit.

We conducted our audit in accordance with auditing standards generally accepted in the United States of America and the standards applicable to financial audits contained in *Government Auditing Standards* issued by the Comptroller General of the United States. Those standards require that we plan and perform the audit to obtain reasonable assurance about whether the financial statements are free of material misstatement. An audit includes examining, on a test basis, evidence supporting the amounts and disclosures in the financial statements. An audit also includes assessing the accounting principles used and significant estimates made by management, as well as evaluating the overall financial statement presentation. We believe that our audit provides a reasonable basis for our opinion.

In our opinion, the financial statements referred to above present fairly, in all material respects, the financial position of Wilson Technical Community College as of June 30, 2002, and the changes in its financial position and its cash flows for the year then ended in conformity with accounting principles generally accepted in the United States of America.

As discussed in Note 15 to the financial statements, the College implemented Governmental Accounting Standards Board Statement No. 34, *Basic Financial Statements – and Management's Discussion and Analysis – for State and Local Governments*, as amended by GASB Statement No. 35, *Basic Financial Statements – and Management's Discussion and Analysis – for Public Colleges and Universities* and GASB Statement No. 38, *Certain Financial Statement Note Disclosures* during the year ended June 30, 2002.

In accordance with *Government Auditing Standards*, we have also issued our report dated February 3, 2003 on our consideration of the College's internal control over financial reporting and on our tests of its compliance with certain provisions of laws, regulations, contracts, and grants. That report is an integral part of an audit performed in accordance with *Government Auditing Standards* and should be read in conjunction with this report in considering the results of our audit.

INDEPENDENT AUDITOR'S REPORT (CONCLUDED)

The Management's Discussion and Analysis (MD&A) on pages 3 to 8 is not a required part of the basic financial statements but is supplementary information required by accounting principles generally accepted in the United States of America. We have applied certain limited procedures, which consisted principally of inquiries of management regarding the methods of measurement and presentation of the supplementary information. However, we did not audit the information and express no opinion on it.

Our audit was conducted for the purpose of forming an opinion on the basic financial statements taken as a whole. Schedule 1 is presented for purposes of additional analysis and is not a required part of the basic financial statements. Such information has been subjected to the auditing procedures applied in the audit of the basic financial statements and, in our opinion, is fairly stated in all material respects in relation to the basic financial statements taken as a whole.

Ralph Campbell, Jr.
State Auditor

February 3, 2003

MANAGEMENT'S DISCUSSION AND ANALYSIS

As management of the Wilson Technical Community College, we offer readers of the Wilson Technical Community College's financial statements this narrative overview and analysis of the financial activities of the Wilson Technical Community College for the fiscal year ended June 30, 2002. This overview will provide comparative analyses of key elements for the aforementioned period. However, as this period is the first period in which GASB Statement No. 34 *Basic Financial Statements – and Management's Discussion and Analysis – for State and Local Governments*, (as amended by GASB Statement No. 35, *Basic Financial Statements – and Management's Discussion and Analysis – For Public Colleges and Universities*) is applied, Wilson Technical Community College is not required to restate prior periods for purposes of providing comparative data. In future years, when prior-year information is available a comparative analysis will be presented.

Financial Highlights

- The assets of the Wilson Technical Community College exceeded its liabilities at the close of the most recent fiscal year by \$7,829,724.21. Of this amount, \$1,476,691.01 may be used to meet the school's ongoing obligations to citizens and creditors.
- The school's total net assets increased by \$129,782. The increase may be attributed to the fact that the school was able to reduce expenditures by 4% from the prior year while simultaneously experiencing a decrease in funding levels. Cash restrictions and budget reversions also had an impact on the reduction of expenditures.

Overview of the Financial Statements

This discussion and analysis are intended to serve as an introduction to the Wilson Technical Community College's basic financial statements. The Wilson Technical Community College's basic financial statements comprise two components: 1) government-wide financial statements and 2) notes to the financial statements. This report also contains other supplementary information in addition to the basic financial statements themselves.

Government-Wide Financial Statements

The government-wide financial statements are designed to provide readers with a broad overview of the Wilson Technical Community College's finances, in a manner similar to a private-sector business.

The statement of net assets presents information on all of the Wilson Technical Community College's assets and liabilities, with the difference between the two reported as net assets. Over time, increases or decreases in net assets may serve as a useful indicator of whether the financial position of the Wilson Technical Community College is improving or deteriorating.

The statement of revenues, expenses, and changes in net assets presents information showing how the government's net assets changed during the most recent fiscal year. All changes in net assets are reported as soon as the underlying event giving rise to the change occurs,

MANAGEMENT'S DISCUSSION AND ANALYSIS (CONTINUED)

regardless of the timing of related cash flows. Thus, revenues and expenses are reported in this statement for some items that will only result in cash flows in the future fiscal periods (e.g. earned but unused vacation leave).

Notes to the Financial Statements

The notes provide additional information that is essential to a full understanding of the data provided in the government-wide financial statements.

Institutional Financial Analysis

As noted earlier, net assets may serve over time as a useful indicator of the school's financial position. In the case of Wilson Technical Community College, assets exceeded liabilities by \$7,829,724.21 at the close of the most recent fiscal year.

By far the largest portion of the Wilson Technical Community College's net assets (73 percent) reflects its investment in capital assets (e.g., land, buildings, machinery, and equipment). The Wilson Technical Community College uses these capital assets to provide services to citizens; consequently, these assets are not available for future spending.

Wilson Technical Community College Net Assets

	2002	2001
Current and Other Assets	\$ 2,568,103.39	\$ 2,234,312.28
	5,687,721.94	5,905,949.74
Total Assets	<u>8,255,825.33</u>	<u>8,140,262.02</u>
Long-Term Liabilities	324,781.99	329,881.38
Other Liabilities	101,319.13	110,438.43
Total Liabilities	<u>426,101.12</u>	<u>440,319.81</u>
Net Assets:		
Invested in Capital Assets, Net of Related Debt	5,687,721.94	5,905,949.74
Restricted	665,311.26	1,015,528.91
Unrestricted	1,476,691.01	778,463.56
Total Net Assets	<u>\$ 7,829,724.21</u>	<u>\$ 7,699,942.21</u>

An additional portion of the Wilson Technical Community College's net assets (8 percent) represents resources that are subject to internal and external restrictions on how they may be used. The remaining balance (19 percent) of unrestricted net assets \$1,476,691.01 may be used to meet the school's ongoing obligations to citizens and creditors.

MANAGEMENT'S DISCUSSION AND ANALYSIS (CONTINUED)

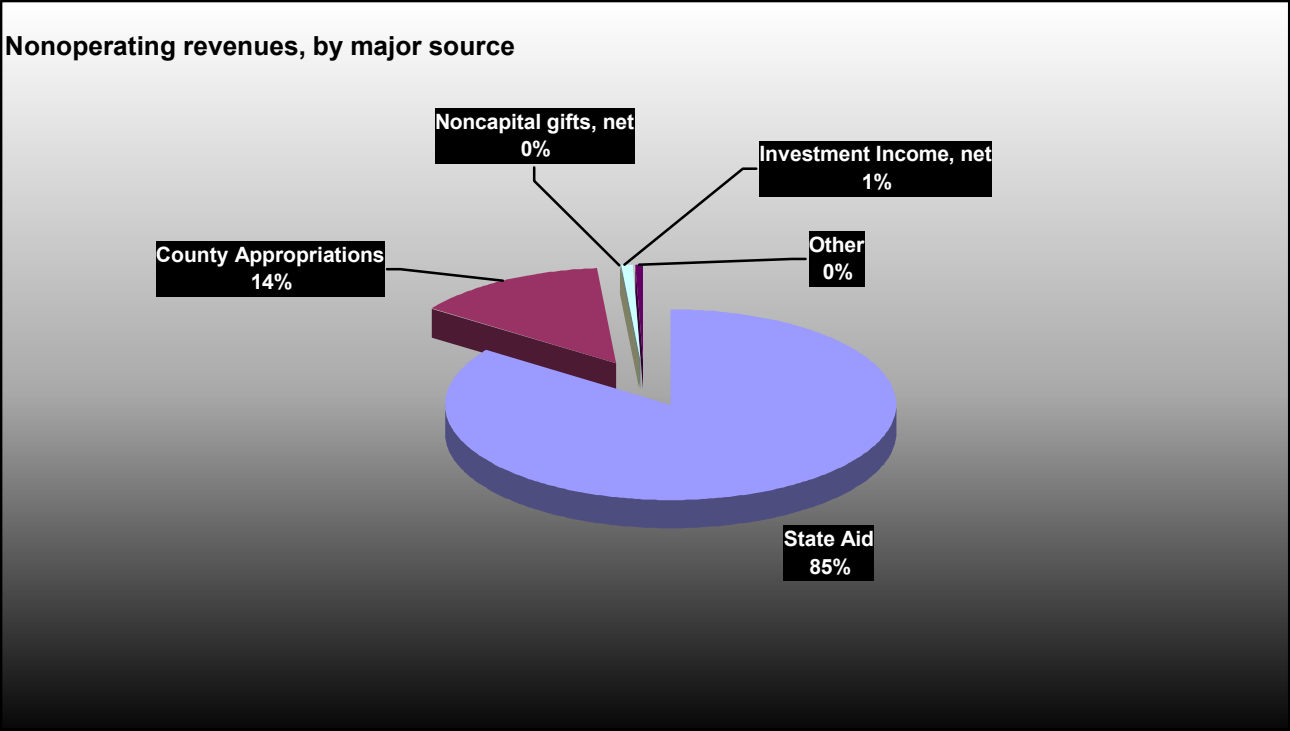
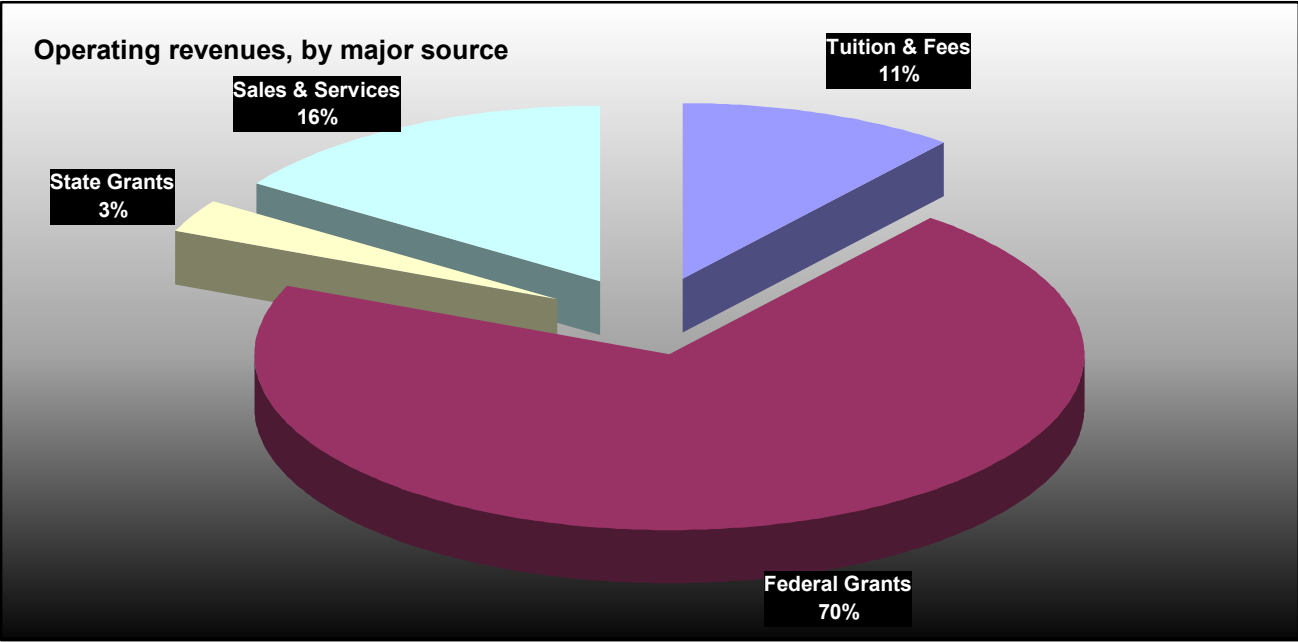
At the end of the current fiscal year, the Wilson Technical Community College is able to report positive balances in all three categories of net assets. The same situation held true for the prior fiscal year.

Wilson Technical Community College's total net assets increased by \$129,782. The majority of this increase may be attributed to the fact that the school was able to reduce expenditures by 4% over the prior year while experiencing a decrease in state and county funding levels. The remainder of this growth reflects an increase in federal operating grants over the prior year.

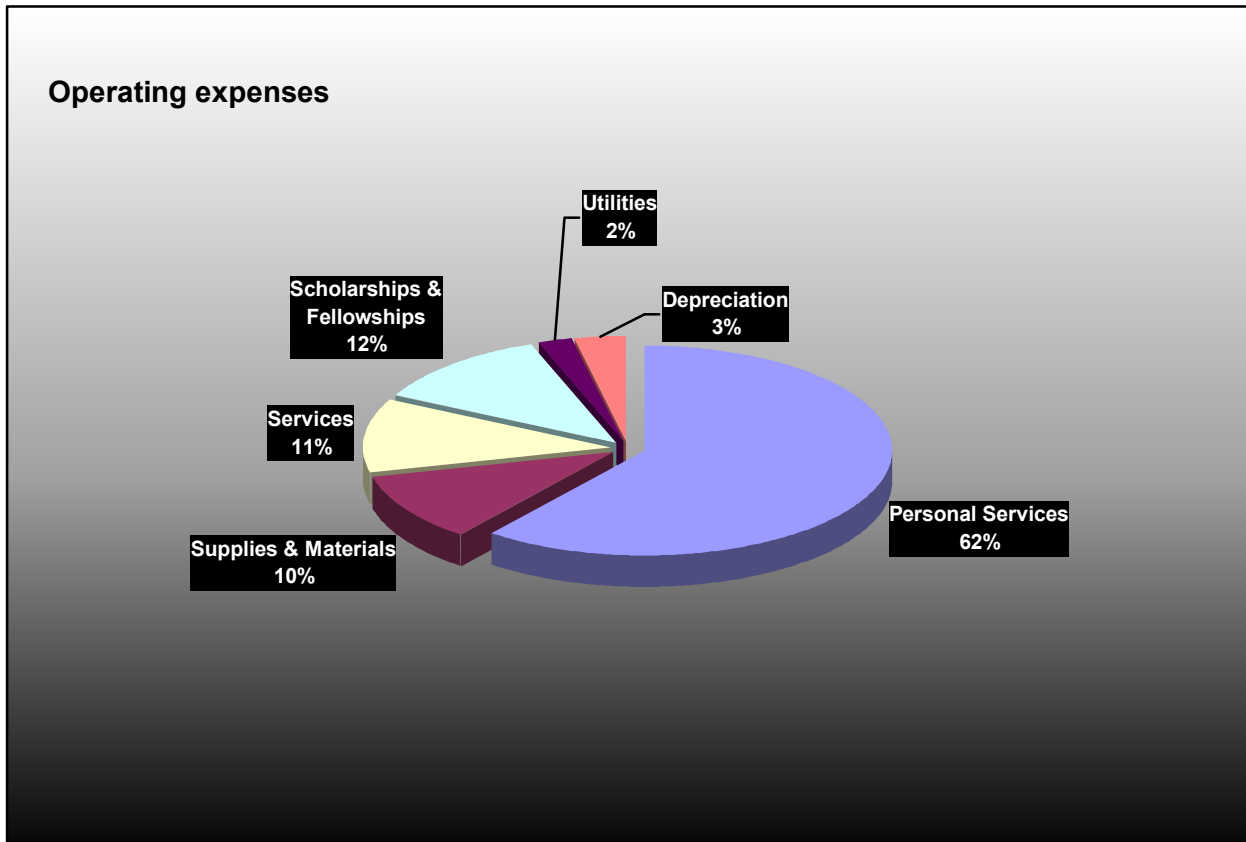
Wilson Technical Community College Changes in Net Assets

	<u>2002</u>
Revenues:	
Student Tuition and Fees, Net	\$ 507,724.31
Federal Grants and Contracts	3,269,827.79
State and Local Grants and Contracts	130,983.71
Sales and Services, Net	725,216.74
State Aid	6,841,799.72
County Appropriations	1,106,905.25
Noncapital Gifts, Net	2,062.43
Investment Income, Net	83,032.93
Other Revenues	33,410.38
State Capital Sid	859,027.06
County Capital Appropriations	<u>42,498.75</u>
Total Revenues	<u><u>13,602,489.07</u></u>
Expenses:	
Personal Services	8,176,516.88
Supplies and Materials	1,403,006.70
Services	1,544,029.70
Scholarships and Fellowships	1,607,076.07
Utilities	274,354.73
Depreciation	<u>467,722.99</u>
Total Expenses	<u><u>13,472,707.07</u></u>
Increase in Net Assets	129,782.00
Net Assets, July 1, as Restated	<u>7,699,942.21</u>
Net Assets, June 30	<u><u>\$ \$7,829,724.21</u></u>

MANAGEMENT'S DISCUSSION AND ANALYSIS (CONTINUED)



MANAGEMENT'S DISCUSSION AND ANALYSIS (CONTINUED)



Capital Assets

The Wilson Technical Community College's investment in capital assets as of June 30, 2002, amounts to \$5,687,721.94 (net of accumulated depreciation). This investment in capital assets includes land, buildings, infrastructure, and machinery and equipment. The Wilson Technical Community College's investment in capital assets experienced a net decrease of 4% for the current fiscal year as result of the implementation of GASB Statement 34 which requires the recording of depreciation expense.

Major capital asset events during the current fiscal year included design and planning for the Community Services/Business Center. Construction in progress as of the close of the fiscal year had reached \$84,559.50.

MANAGEMENT'S DISCUSSION AND ANALYSIS (CONCLUDED)

Wilson Technical Community College's Capital Assets (Net of Depreciation)

	<u>Beginning Balance</u>	<u>Ending Balance</u>
Land	\$ 329,016.19	\$ 329,016.19
Construction in Progress	\$18,000.00	84,559.50
Buildings	\$3,213,855.93	3,043,379.85
General Infrastructure	\$219,668.75	207,955.27
Machinery and equipment	\$2,125,408.87	2,022,811.13
Total	<u>\$ 5,905,949.74</u>	<u>\$ 5,687,721.94</u>

Requests for Information

This financial report is designed to provide a general overview of the Wilson Technical Community College's finances for all those with an interest in the school's finances. Questions concerning any of the information should be addressed to Wilson Technical Community College, Office of the Vice-President of Finance and Operations, 902 Herring Avenue, Wilson, NC 27893.

<i>Wilson Technical Community College</i>		
<i>Statement of Net Assets</i>		
<i>June 30, 2002</i>		<i>Exhibit A</i>
ASSETS		
Current Assets:		
Cash and Cash Equivalents		\$ 1,004,667.74
Restricted Cash and Cash Equivalents		154,487.13
Receivables, Net (Note 4)		148,719.83
Inventories		258,203.93
Notes Receivable, Net (Note 4)		12,265.75
Total Current Assets		1,578,344.38
Noncurrent Assets:		
Restricted Cash and Cash Equivalents		802,248.49
Restricted Due from Primary Government		187,510.52
Capital Assets, Net (Note 5)		5,687,721.94
Total Noncurrent Assets		6,677,480.95
Total Assets		8,255,825.33
LIABILITIES		
Current Liabilities:		
Accounts Payable and Accrued Liabilities (Note 6)		100,855.26
Due to Primary Government		463.87
Long-Term Liabilities - Current Portion (Note 7)		194,869.19
Total Current Liabilities		296,188.32
Noncurrent Liabilities:		
Long-Term Liabilities (Note 7)		129,912.80
Total Liabilities		426,101.12
NET ASSETS		
Invested in Capital Assets, Net of Related Debt		5,687,721.94
Restricted For:		
Nonexpendable:		
Scholarships and Fellowships		150,000.00
Expendable:		
Scholarships and Fellowships		220,669.83
Loans		41,780.83
Capital Projects		252,860.60
Unrestricted		1,476,691.01
Total Net Assets		\$ 7,829,724.21
The accompanying notes to the financial statements are an integral part of this statement.		

<i>Wilson Technical Community College</i>		
<i>Statement of Revenues, Expenses, and Changes in Net Assets</i>		
<i>For the Fiscal Year Ended June 30, 2002</i>		<i>Exhibit B</i>
REVENUES		
Operating Revenues:		
Student Tuition and Fees, Net (Note B)	\$	507,724.31
Federal Grants and Contracts		3,269,827.79
State and Local Grants and Contracts		130,983.71
Sales and Services, Net (Note B)		725,216.74
Total Operating Revenues		4,633,752.55
EXPENSES		
Operating Expenses:		
Personal Services		8,176,516.88
Supplies and Materials		1,403,006.70
Services		1,544,029.70
Scholarships and Fellowships		1,607,076.07
Utilities		274,354.73
Depreciation		467,722.99
Total Operating Expenses		13,472,707.07
Operating Loss		(8,838,954.52)
NONOPERATING REVENUES:		
State Aid		6,841,799.72
County Appropriations		1,106,905.25
Noncapital Gifts, Net		2,062.43
Investment Income, Net		83,032.93
Other Nonoperating Revenues		33,410.38
Net Nonoperating Revenues		8,067,210.71
Loss Before Other Revenues, Expenses, Gains, and Losses		(771,743.81)
State Capital Aid		859,027.06
County Capital Appropriations		42,498.75
Increase in Net Assets		129,782.00
NET ASSETS		
Net Assets, July 1, 2001 as Restated (Note 16)		7,699,942.21
Net Assets, June 30, 2002	\$	7,829,724.21
The accompanying notes to the financial statements are an integral part of this statement.		

Statement of Cash Flows		
For the Fiscal Year Ended June 30, 2002		Exhibit C
CASH FLOWS FROM OPERATING ACTIVITIES		
Received from Customers		\$ 4,747,777.38
Payments to Employees and Fringe Benefits		(8,177,716.09)
Payments to Vendors and Suppliers		(3,222,918.16)
Payments for Scholarships and Fellowships		(1,608,801.44)
Loans Issued to Students		(47,111.25)
Collection of Loans to Students		45,418.88
Other Receipts		34,631.96
Net Cash Used by Operating Activities		(8,228,718.72)
CASH FLOWS FROM NONCAPITAL FINANCING ACTIVITIES		
State Aid Received		6,841,799.72
County Appropriations		1,106,905.25
Noncapital Grants Received		(1,139.28)
Noncapital Gifts and Endowments Received		2,062.43
Net Cash Provided by Noncapital Financing Activities		7,949,628.12
CASH FLOWS FROM CAPITAL AND RELATED FINANCING ACTIVITIES		
State Capital Aid Received		758,502.54
County Capital Appropriations		42,498.75
Proceeds from Sale of Capital Assets		9,910.10
Acquisition and Construction of Capital Assets		(272,323.29)
Net Cash Provided by Capital and Related Financing Activities		538,588.10
CASH FLOWS FROM INVESTING ACTIVITIES		
Interest on Investments		83,030.33
Net Cash Provided by Investing Activities		83,030.33
Net Increase in Cash and Cash Equivalents		342,527.83
Cash and Cash Equivalents, July 1, 2001		1,618,875.53
Cash and Cash Equivalents, June 30, 2002		\$ 1,961,403.36

<i>Wilson Technical Community College</i>		
<i>Statement of Cash Flows</i>		<i>Exhibit C</i>
<i>For the Fiscal Year Ended June 30, 2002</i>		<i>Page 2</i>
RECONCILIATION OF OPERATING LOSS TO NET CASH		
USED BY OPERATING ACTIVITIES		
Operating Loss		\$ (8,838,954.52)
Adjustments to Reconcile Operating Loss to Net Cash Used by Operating Activities:		
Depreciation Expense		467,722.99
Provision for Uncollectible Loans and Writeoffs		2,593.54
Miscellaneous Nonoperating Income		24,140.91
Changes in Assets and Liabilities:		
Receivables, Net		126,104.63
Inventories		(16,602.68)
Notes Receivable, Net		(1,692.37)
Accounts Payable and Accrued Liabilities		13,217.10
Due to Primary Government		(148.93)
Compensated Absences		(5,099.39)
Net Cash Used by Operating Activities		\$ (8,228,718.72)
NONCASH INVESTING, CAPITAL, AND FINANCING ACTIVITIES		
Increase in Receivables Related to Nonoperating Income		\$ 101,663.80
The accompanying notes to the financial statements are an integral part of this statement.		

[This Page Left Blank Intentionally]

NOTES TO THE FINANCIAL STATEMENTS
JUNE 30, 2002

NOTE 1 - SIGNIFICANT ACCOUNTING POLICIES

- A. Financial Reporting Entity** - The concept underlying the definition of the financial reporting entity is that elected officials are accountable to their constituents for their actions. As required by accounting principles generally accepted in the United States of America, the financial reporting entity includes both the primary government and all of its component units. An organization other than a primary government serves as a nucleus for a reporting entity when it issues separate financial statements. Wilson Technical Community College is a component unit of the State of North Carolina and an integral part of the State's *Comprehensive Annual Financial Report*.

The accompanying financial statements present all funds for which the College's Board of Trustees is financially accountable. Related foundations and similar non-profit corporations for which the College is not financially accountable are not part of the accompanying financial statements. These entities are not included because they are separately incorporated and there are neither common directors nor other evidence of common control.

- B. Basis of Presentation** - The accompanying financial statements are presented in accordance with accounting principles generally accepted in the United States of America as prescribed by the Governmental Accounting Standards Board (GASB).

Pursuant to the provisions of GASB Statement No. 34, *Basic Financial Statements – and Management's Discussion and Analysis – for State and Local Governments*, as amended by GASB Statement No. 35, *Basic Financial Statements – and Management's Discussion and Analysis – for Public Colleges and Universities* effective for the College's year ended June 30, 2002, the full scope of the College's activities is considered to be a single business-type activity (BTA) and accordingly, is reported within a single column in the basic financial statements.

- C. Basis of Accounting** - The financial statements of the College have been prepared using the economic resource measurement focus and the accrual basis of accounting. Under the accrual basis, revenues are recognized when earned, and expenses are recorded when an obligation has been incurred. Grants and similar items are recognized as revenue as soon as all eligibility requirements imposed by the provider have been met.

NOTES TO THE FINANCIAL STATEMENTS (CONTINUED)

In accordance with GASB Statement No. 20, *Accounting and Financial Reporting for Proprietary Funds and Other Governmental Entities That Use Proprietary Fund Accounting*, the College does not apply Financial Accounting Standards Board (FASB) pronouncements issued after November 30, 1989, for proprietary activities, unless the GASB amends its pronouncements to specifically adopt FASB pronouncements issued after that date.

- D. Cash and Cash Equivalents** – This classification appears on the Statement of Net Assets and the Statement of Cash Flows and includes undeposited receipts, petty cash, cash on deposit with private bank accounts, overnight repurchase agreements, and short-term investments with the State Treasurer’s Cash and Investment Pool (a governmental external investment pool). The short-term investment portfolio maintained by the State Treasurer has the general characteristics of a demand deposit account in that participants may deposit and withdraw cash at any time without prior notice or penalty.
- E. Receivables** – Receivables consist of tuition and fees charges to students and charges for auxiliary enterprises’ sales and services. Receivables also include amounts due from the Federal government, state and local governments, and private sources in connection with reimbursement of allowable expenditures made pursuant to contracts and grants that are verifiable, measurable, and expected to be collected and available for expenditures for which the resource providers conditions have been satisfied. Receivables are recorded net of estimated uncollectible amounts.
- F. Inventories** – Bookstore inventories, consisting of merchandise for resale, are stated at the lower of cost or market value using the first-in, first-out method. All other inventories held by the College are priced at the lower of cost or market value using the last invoice method.
- G. Capital Assets** – Capital assets are stated at cost at date of acquisition or fair value at date of donation in the case of gifts. The College capitalizes assets that have a value or cost in excess of \$5,000 at the date of acquisition and an expected useful life of one or more years. Library books are expensed.

Depreciation is computed using the straight-line and/or units of output method over the estimated useful lives of the assets, generally 10 to 15 years for infrastructure, 10 to 40 years for buildings, and 3 to 15 years for equipment.

NOTES TO THE FINANCIAL STATEMENTS (CONTINUED)

- H. Restricted Assets** – Restricted assets represent assets whose use is restricted by external parties or by law through constitutional provisions or enabling legislation.
- I. Noncurrent Long - Term Liabilities** – Noncurrent long-term liabilities include compensated absences that will not be paid within the next fiscal year.
- J. Compensated Absences** - The College's policy is to record the cost of vacation leave when earned. The policy provides for a maximum accumulation of unused vacation leave of 30 days which can be carried forward each January 1st or for which an employee can be paid upon termination of employment. Also, any accumulated vacation leave in excess of 30 days at year-end is converted to sick leave. Under this policy, the accumulated vacation leave for each employee at June 30th equals the leave carried forward at the previous December 31st plus the leave earned, less the leave taken between January 1st and June 30th.

When classifying compensated absences into current and noncurrent, leave is considered taken using a last in, first out method.

- K. Net Assets** – The College's net assets are classified as follows:

Invested in Capital Assets, Net of Related Debt – This represents the College's total investment in capital assets, net of outstanding debt obligations related to those capital assets.

Restricted Net Assets – Nonexpendable – Nonexpendable restricted net assets include endowments and similar type assets whose use is limited by donors or other outside sources, and, as a condition of the gift, the principal is to be maintained in perpetuity.

Restricted Net Assets – Expendable – Expendable restricted net assets include resources for which the College is legally or contractually obligated to spend in accordance with restrictions imposed by external parties.

Unrestricted Net Assets – Unrestricted net assets include resources derived from student tuition and fees, sales and services, unrestricted gifts, and interest income.

Restricted and unrestricted resources are tracked using a fund accounting system and are spent in accordance with established fund authorities. Fund authorities provide rules for the fund activity and are separately established for restricted and unrestricted activities. When both restricted

NOTES TO THE FINANCIAL STATEMENTS (CONTINUED)

and unrestricted funds are available for expenditure, the decision for funding is transactional based within the departmental management system in place at the College.

- L. Scholarship Discounts** – Student tuition and fees revenues and certain other revenues from College charges are reported net of scholarship discounts in the accompanying Statement of Revenues, Expenses, and Changes in Net Assets. The scholarship discount is the difference between the actual charge for goods and services provided by the College and the amount that is paid by students or by third parties on the students' behalf. Student financial assistance grants, such as Pell grants, and other federal, state, or nongovernmental programs, are recorded as either operating or non-operating revenues in the accompanying Statement of Revenues, Expenses, and Changes in Net Assets. To the extent that revenues from these programs are used to satisfy tuition, fees, and other charges, the College has recorded a scholarship discount.
- M. Revenue and Expense Recognition** – The College presents its revenues and expenses as operating or nonoperating based on recognition definitions from GASB Statement No. 9, *Reporting Cash Flows of Proprietary and Nonexpendable Trust Funds and Governmental Entities That Use Proprietary Fund Accounting*. Operating activities are those activities that are necessary and essential to the mission of the College. Operating revenues include all charges to customers, grants received for student financial assistance, and interest earned on loans. Grants received for student financial assistance are considered operating revenues because they provide resources for student charges and such programs are necessary and essential to the mission of the College. Revenues from nonexchange transactions and state appropriations that represent subsidies or gifts to the College, as well as investment income, are considered nonoperating since these are either capital or noncapital financing or investing activities. Operating expenses are all expense transactions incurred other than those related to capital or noncapital financing or investing activities. Revenues received for capital financing activities, as well as related expenses, are considered neither operating nor nonoperating activities and are presented after nonoperating activities on the accompanying Statement of Revenues, Expenses, and Changes in Net Assets.
- N. Internal Sales Activities** – Certain institutional auxiliary operations provide goods and services to College departments, as well as to its customers. These institutional auxiliary operations include activities such as bookstore, central stores and copy centers. In addition, the College has other miscellaneous sales and service units that operated either on a reimbursement or charge basis. All internal sales activities to College

NOTES TO THE FINANCIAL STATEMENTS (CONTINUED)

departments from auxiliary operations and sales and service units have been eliminated in the accompanying financial statements. These eliminations are recorded by removing the revenue and expense in the auxiliary operations and sales and service units and, if significant, allocating any residual balances to those departments receiving the goods and services during the year.

- O. County Appropriations** - County Appropriations are provided to the College primarily to fund its plant operation and maintenance function and to fund construction projects, motor vehicle purchases, and maintenance of equipment. Unexpended county current appropriation and county capital appropriation do not revert and are available for future use as approved by the county commissioners.

NOTE 2 - DEPOSITS

All funds of the College are deposited in board-designated official depositories and are required to be collateralized in accordance with General Statute 115D-58.7. Official depositories may be established with any bank or savings and loan association whose principal office is located in North Carolina or with the State Treasurer's Cash and Investment Pool. Also, the College may establish time deposit accounts, money market accounts, and certificates of deposit. At year-end, cash on hand was \$1,579.50. The carrying amount of cash on deposit was \$1,959,823.86 and the bank balance was \$2,204,351.98.

The North Carolina Administrative Code (20 NCAC 7) requires all depositories to collateralize public deposits in excess of federal depository insurance coverage by using one of two methods, dedicated or pooled. Under the dedicated method, a separate escrow account is established by each depository in the name of each local governmental unit and the responsibility of monitoring collateralization rests with the local unit. Under the pooling method, each depository establishes an escrow account in the name of the State Treasurer to secure all of its public deposits. This method shifts the monitoring responsibility from the local unit to the State Treasurer.

NOTES TO THE FINANCIAL STATEMENTS (CONTINUED)

Cash on deposit at year end consisted of the following:

	Book Balance	Bank Balance
Cash on Deposit with State Treasurer	\$ 1,431,317.84	\$ 1,463,616.42
Cash on Deposit with Private Financial Institutions	528,506.02	740,735.56
	\$ 1,959,823.86	\$ 2,204,351.98

The cash on deposit with the State Treasurer is pooled with state agencies and similar institutions in short-term investments with the State Treasurer’s Cash and Investment Pool. These moneys are invested in accordance with General Statutes 147-69.1(c) and 147-69.2, and as required by law are “readily convertible into cash.” All investments of the fund are held either by the Department of State Treasurer or its agent in the State’s name. The fund’s uninvested cash is either covered by federal depository insurance or, pursuant to 20 NCAC 7, is collateralized under either the dedicated or pooling method.

The financial statements and disclosures for the State Treasurer’s Cash and Investment Pool are included in the State of North Carolina’s *Comprehensive Annual Financial Report*. An electronic version of this report is available by accessing the North Carolina Office of the State Controller’s Internet home page <http://www.osc.state.nc.us/> and clicking on “Financial Reports”, or by calling the State Controller’s Financial Reporting Section at (919) 981-5454.

Of the cash on deposit with private financial institutions at June 30, 2002, \$200,048.00 of the bank balance was covered by federal depository insurance and \$540,687.56 was covered by collateral held by an authorized escrow agent in the name of the State Treasurer (pooling method).

NOTE 3 - ENDOWMENT INVESTMENTS

Investments of the College’s endowment funds are pooled, unless required to be separately invested by the donor. If a donor has not provided specific instructions, State law permits the Board of Trustees to authorize for expenditure the net appreciation, realized and unrealized, of the investments of the endowment funds.

NOTES TO THE FINANCIAL STATEMENTS (CONTINUED)

Investment return of the College's endowment funds is predicated under classical trust doctrines. Unless the donor has stipulated otherwise, capital gains and losses are accounted for as part of the endowment principal and are not available for expenditure. Annual payouts from the College's endowment funds are based on an adopted spending policy which limits spending to the amount of endowment income earned during the proceeding year. To the extent that the income for the current year exceeds the payout, the excess is maintained in the restricted, expendable endowment fund to be utilized at a later date. If current year earnings do not meet the payout requirements, the College uses accumulated income from the restricted, expendable net asset endowment balance to make up the difference.

NOTE 4 - RECEIVABLES

Receivables at June 30, 2002 were as follows:

	<u>Gross Receivables</u>	<u>Less Allowance for Doubtful Accounts</u>	<u>Net Receivables</u>
Current Receivables:			
Students	\$ 90,576.90	\$ 15,423.78	\$ 75,153.12
Accounts	58,656.71		58,656.71
Intergovernmental	9,019.18		9,019.18
Investment Earnings	<u>5,890.82</u>		<u>5,890.82</u>
Total Current Receivables	<u><u>\$ 164,143.61</u></u>	<u><u>\$ 15,423.78</u></u>	<u><u>\$ 148,719.83</u></u>
Notes Receivables:			
Notes Receivable - Current			
Institutional Student Loan Programs	<u><u>\$ 17,385.94</u></u>	<u><u>\$ 5,120.19</u></u>	<u><u>\$ 12,265.75</u></u>
Notes Receivable - Noncurrent:			
Institutional Student Loan Programs	<u><u>\$ 2,940.54</u></u>	<u><u>\$ 2,940.54</u></u>	<u><u>\$ 0.00</u></u>

NOTES TO THE FINANCIAL STATEMENTS (CONTINUED)

NOTE 5 - CAPITAL ASSETS

A summary of changes in the capital assets is presented as follows:

	Balance July 1, 2001	Adjustments	Increases	Decreases	Balance June 30, 2002
Capital Assets, Non-Depreciable:					
Land	\$ 112,890.51	\$ 216,125.68	\$ 0.00	\$ 0.00	\$ 329,016.19
Construction in Progress	18,000.00		66,559.50		84,559.50
Total Capital Assets, Non-Depreciable	130,890.51	216,125.68	66,559.50		413,575.69
Capital Assets, Depreciable:					
Buildings	7,479,215.31	(126,616.45)			7,352,598.86
Machinery and Equipment	5,466,590.13		176,015.76	206,785.00	5,435,820.89
General Infrastructure	833,558.27	(89,509.23)	7,560.56		751,609.60
Total Capital Assets, Depreciable	13,779,363.71	(216,125.68)	183,576.32	206,785.00	13,540,029.35
Less Accumulated Depreciation:					
Buildings	4,138,742.93		170,476.08		4,309,219.01
Machinery and Equipment	3,341,181.26		277,972.87	206,144.37	3,413,009.76
General Infrastructure	524,380.29		19,274.04		543,654.33
Total Accumulated Depreciation	8,004,304.48		467,722.99	206,144.37	8,265,883.10
Total Capital Assets, Depreciable, Net	5,775,059.23	(216,125.68)	(284,146.67)	640.63	5,274,146.25
Capital Assets, Net	\$ 5,905,949.74	\$ 0.00	\$ (217,587.17)	\$ 640.63	\$ 5,687,721.94

NOTE 6 - ACCOUNTS PAYABLE AND ACCRUED LIABILITIES

Accounts payable and accrued liabilities at June 30, 2002 were as follows:

	Amount
Accounts Payable	\$ 89,842.08
Accrued Payroll	11,013.18
Total Accounts Payable and Accrued Liabilities	\$ 100,855.26

NOTE 7 - LONG-TERM LIABILITIES

Changes in Long-Term Liabilities - A summary of changes in the long-term liabilities is presented as follows:

	Balance July 1, 2001	Additions	Reductions	Balance June 30, 2002	Current Portion
Compensated Absences	\$ 329,881.38	\$ 225,849.03	\$ 230,948.42	\$ 324,781.99	\$ 194,869.19

NOTES TO THE FINANCIAL STATEMENTS (CONTINUED)

NOTE 8 - REVENUES

A summary of eliminations and allowances by revenue classification is presented as follows:

	Gross Revenues	Internal Sales Eliminations	Less Scholarship Discounts	Less: Allowance for Uncollectibles	Net Revenues
Operating Revenues:					
Student Tuition and Fees	\$ 1,357,879.01	\$ 0.00	\$ 844,519.85	\$ 5,634.85	\$ 507,724.31
Sales and Services:					
Sales and Services of Auxiliary Enterprises:					
Bookstore	\$ 672,190.73	\$ 0.00	\$ 0.00	\$ 0.00	\$ 672,190.73
Print Shop	106,259.15	106,259.15			
Central Store	32,460.82	32,460.82			
Other	21,122.43				21,122.43
Sales and Services of Educational and Related Activities	31,903.58				31,903.58
Total Sales and Services	\$ 863,936.71	\$ 138,719.97	\$ 0.00	\$ 0.00	\$ 725,216.74

NOTE 9 - OPERATING EXPENSES BY FUNCTION

The College's operating expenses by functional classification are presented as follows:

	Salaries and Benefits	Supplies and Materials	Services	Scholarships and Fellowships	Utilities	Depreciation	Total
Instruction	\$ 4,813,429.99	\$ 260,028.16	\$ 747,367.05	\$ 0.00	\$ 2,701.46	\$ 0.00	\$ 5,823,526.66
Research	994,762.34	21,484.63	115,853.92		3,461.72		1,135,562.61
Public Service			816.52				816.52
Student Services	635,632.97	30,151.31	67,188.24		5.45		732,977.97
Institutional Support	1,298,344.23	50,307.28	313,182.80		30,572.25		1,692,406.56
Operations and Maintenance of Plant	318,781.23	470,156.72	236,798.97		237,096.46		1,262,833.38
Student Financial Aid			33,551.70	1,607,076.07			1,640,627.77
Auxiliary Enterprises	115,566.12	570,878.60	29,270.50		517.39		716,232.61
Depreciation						467,722.99	467,722.99
Total Operating Expenses	\$ 8,176,516.88	\$ 1,403,006.70	\$ 1,544,029.70	\$ 1,607,076.07	\$ 274,354.73	\$ 467,722.99	\$ 13,472,707.07

NOTE 10 - PENSION PLANS

A. Retirement Plans - Each permanent full-time employee, as a condition of employment, is a member of the Teachers' and State Employees' Retirement System. The Teachers' and State Employees' Retirement System (System) is a multiple-employer cost sharing defined benefit pension plan administered by the North Carolina State Treasurer.

NOTES TO THE FINANCIAL STATEMENTS (CONTINUED)

After five years of creditable service, members of the Teachers' and State Employees' Retirement System qualify for a vested deferred benefit. Employees who retire on or after age 65 and complete 5 years of membership service (age 55 and 5 years of creditable service for law enforcement officers), reach age 60 with 25 years of membership service, or complete 30 years of creditable service receive a retirement allowance of 1.81% of an average final compensation (based on the 4 consecutive years that produce the highest average) multiplied by the number of years of creditable service. Employees may retire with reduced benefits if they reach age 50 with 20 years of creditable service or reach age 60 with 5 years of creditable service (age 50 with 15 years creditable service for law enforcement officers).

Benefit and contribution provisions for the Teachers' and State Employees' Retirement System are established by North Carolina General Statutes 135-5 and 135-8 and may be amended only by the North Carolina General Assembly. Employer and member contribution rates are set each year by the North Carolina General Assembly based on annual actuarial valuations. For the year ended June 30, 2002, these rates were set at 1.97% of covered payroll for employers and 6% of covered payroll for members.

For the year ended June 30, 2002, the College had a total payroll of \$6,994,187.59, of which \$5,600,878.25 was covered under the Teachers' and State Employees' Retirement System. Total employee and employer contributions for pension benefits for the year were \$336,052.74 and \$110,337.30, respectively. The College made one hundred percent of its annual required contributions for the years ended June 30, 2002, 2001, and 2000, which were \$110,337.30, \$295,345.31, and \$413,600.62, respectively.

The Teachers' and State Employees' Retirement System's financial information is included in the State of North Carolina *Comprehensive Annual Financial Report*. An electronic version of this report is available by accessing the North Carolina Office of the State Controller's Internet home page <http://www.osc.state.nc.us/> and clicking on "Financial Reports", or by calling the State Controller's Financial Reporting Section at (919) 981-5454.

- B. Deferred Compensation and Supplemental Retirement Income Plans**
IRC Section 457 Plan - The State of North Carolina offers its permanent employees a deferred compensation plan created in accordance with Internal Revenue Code Section 457 through the North Carolina Public Employee Deferred Compensation Plan (the Plan). The Plan permits each

NOTES TO THE FINANCIAL STATEMENTS (CONTINUED)

participating employee to defer a portion of his or her salary until future years. The deferred compensation is available to employees upon separation from service, death, disability, retirement, or financial hardships if approved by the Board of Trustees of the Plan. The Board, a part of the North Carolina Department of Administration, maintains a separate fund for the exclusive benefit of the participating employees and their beneficiaries, *the North Carolina Public Employee Deferred Compensation Trust Fund*. The Board also contracts with an external third party to perform certain administrative requirements and to manage the trust fund's assets. All costs of administering and funding the Plan are the responsibility of the Plan participants. No costs are incurred by the College. The voluntary contributions by employees amounted to \$16,240.44 for the year ended June 30, 2002.

IRC Section 401(k) Plan - All members of the Teachers' and State Employees' Retirement System are eligible to enroll in the Supplemental Retirement Income Plan, a defined contribution plan, created under Internal Revenue Code Section 401(k). All costs of administering the plan are the responsibility of the Plan participants. No costs are incurred by the College. The voluntary contributions by employees amounted to \$45,009.00 for the year ended June 30, 2002.

IRC Section 403(b) and 403(b)(7) Plans - Eligible College employees can participate in tax sheltered annuity plans created under Internal Revenue Code Sections 403(b) and 403(b)(7). The employee's eligible contributions, made through salary reduction agreements, are exempt from federal and state income taxes until the annuity is received or the contributions are withdrawn. These plans are exclusively for employees of colleges and certain charitable and other non-profit institutions. All costs of administering and funding these plans are the responsibility of the Plan participants. No costs are incurred by the College. The voluntary contributions by employees amounted to \$24,086.00 for the year ended June 30, 2002.

NOTE 11 - OTHER POSTEMPLOYMENT BENEFITS

- A. Health Care for Long-Term Disability Beneficiaries and Retirees -**
The College participates in State-administered programs which provide postemployment health insurance to eligible former employees. Eligible former employees include long-term disability beneficiaries of the Disability Income Plan of North Carolina and retirees of the Teachers' and State Employees' Retirement System. These benefits were established by Chapter 135, Article 3, Part 3, of the General Statutes and may be amended only by the North Carolina General Assembly. Funding for the

NOTES TO THE FINANCIAL STATEMENTS (CONTINUED)

health care benefit for long-term disability beneficiaries and retirees is financed on a pay-as-you-go basis. The College contributed 2.35% of the covered payroll under the Teachers' and State Employees' Retirement System for these health care benefits. For the fiscal year ended June 30, 2002, the College's total contribution to the Plan was \$131,620.64. The College assumes no liability for retiree health care benefits provided by the programs other than its required contribution. Additional detailed information about these programs can be located in the State of North Carolina's *Comprehensive Annual Financial Report*.

- B. Long-Term Disability** - The College participates in the Disability Income Plan of North Carolina (DIPNC). Established by Chapter 135, Article 6, of the General Statutes, DIPNC provides short-term and long-term disability benefits to eligible members of the Teachers' and State Employees' Retirement System. Long-term disability income benefits are advance funded on an actuarially determined basis using the one-year term cost method. The College contributes .52% of covered payroll under the Teachers' and State Employees' Retirement System to the DIPNC. For the fiscal year ended June 30, 2002, the College's total contribution to the DIPNC was \$29,124.57. The College assumes no liability for long-term disability benefits under the plan other than its contribution. Additional detailed information about the DIPNC is disclosed in the State of North Carolina's *Comprehensive Annual Financial Report*.

NOTE 12 - RISK MANAGEMENT

The College is exposed to various risks of loss related to torts; theft of, damage to, and destruction of assets; errors and omissions; injuries to employees; and natural disasters. These exposures to loss are handled via a combination of methods, including participation in State-administered insurance programs, purchase of commercial insurance, and self-retention of certain risks. There have been no significant reductions in insurance coverage from the previous year and settled claims have not exceeded coverage in any of the past three fiscal years.

Tort claims of up to \$500,000 are self-insured under the authority of the State Tort Claims Act. In addition, the State provides excess public officers' and employees' liability insurance up to \$11,000,000 via contract with a private insurance company. The premium, based on a composite rate, is paid by the North Carolina Community College System Office directly to the private insurer.

Fire and other property losses are covered by contracts with private insurance companies. There have been no significant reductions in insurance coverage from the previous year and settled claims have not exceeded coverage in any

NOTES TO THE FINANCIAL STATEMENTS (CONTINUED)

of the past three fiscal years. State-owned vehicles used for instructional purposes are covered by liability insurance handled by the State Department of Insurance. Liability insurance for other college-owned vehicles are covered by contracts with private insurance companies.

The College is protected for losses from employee dishonesty and computer fraud for employees paid in whole or in part from State funds. The blanket honesty bond is with a private insurance company and is handled by the North Carolina Department of Insurance with coverage of \$5,000,000 per occurrence and a \$50,000 deductible. The College has secured a blanket fidelity insurance bond from a private company to cover the \$50,000 deductible and employees who are paid from County or Institutional Funds. Coverage for these employees is limited to \$10,000 per occurrence and a \$500 deductible.

Employees and retirees are provided health care coverage by the Comprehensive Major Medical Plan (Plan), a component unit of the State. The Plan is funded by employer and employee contributions and is administered by a third-party contractor. Effective for the October 1, 2001 through September 30, 2002 year, the Plan no longer offers health coverage through HMO plans.

The State Board of Community Colleges makes the necessary arrangements to carry out the provisions of the Workers' Compensation Act which are applicable to employees whose wages are paid in whole or in part from State funds. The College purchases workers' compensation insurance for employees whose salaries or wages are paid by the board entirely from County or Institutional Funds.

Term life insurance of \$25,000 to \$50,000 is provided to eligible workers. This self-insured death benefit program is administered by the State Treasurer and funded via employer contributions.

Additional details on the State-administered risk management programs are disclosed in the State's *Comprehensive Annual Financial Report*, issued by the Office of the State Controller.

NOTE 13 - COMMITMENTS AND CONTINGENCIES

A. Commitments - The College has established an encumbrance system to track its outstanding commitments on construction projects and other purchases. Outstanding commitments on construction contracts were \$1,001,217.50 and on other purchases were \$10,415.01 at June 30, 2002.

B. Community College General Obligation Bonds - The 1999-2000 Session of the General Assembly of North Carolina authorized the issuance

NOTES TO THE FINANCIAL STATEMENTS (CONTINUED)

of six hundred million dollars of general obligation bonds of the State, as subsequently approved by a vote of qualified voters of the State, to provide funds for capital improvements for the North Carolina Community College System. The funds authorized are to be used solely to construct new buildings and to renovate and modernize existing buildings on the North Carolina Community College System campuses. The bond legislation specifies the amount of bond funding for each College campus as well as the intended amount for new construction and repair and replacement. The legislation further provides that the State Board of Community Colleges shall be responsible for the approval of projects in accordance with provisions of the legislation. The bonds are authorized to be issued over a six-year period beginning in 2001 at a level not to exceed amounts provided in the legislation. Using a cash flow financing approach, The Community College System's Office (CCSO), establishes annual amounts not to exceed for each approved project. The amounts not to exceed are subject to change due to actual cash availability and needs during the year. Subsequent to the bond sales and the availability of bond proceeds, CCSO notifies the Office of State Budget and Management (OSBM) of the amount not to exceed for the total of the approved projects. Within this amount, based on an official request of cash needs from the State Board of Community Colleges, OSBM authorizes allotments. These allotments are then recorded to specific community college allotment accounts by the CCSO. The College records the allotments as revenue on the accompanying financial statements. The College's remaining authorization \$5,763,005.00 is contingent on future bond sales and CCSO allotment approval. Because of uncertainty and time restrictions the remaining authorization is not recorded as an asset or revenue on the accompanying financial statements.

NOTE 14 - WILSON TECHNICAL COMMUNITY COLLEGE FOUNDATION, INC.

The Wilson Technical Community College Foundation, Inc. is a separately incorporated non-profit foundation associated with the College. This organization serves as the primary fundraising arm of the College through which individuals, corporations, and other organizations support College programs by providing scholarships, fellowships, faculty salary supplements, and unrestricted funds to specific departments and the College's overall academic environment. The College's financial statements do not include the assets, liabilities, net assets, or operational transactions of the Foundation, except for the distributions made and benefits provided by the Foundation. The distributions received and/or benefits provided approximated \$2,000.00 for the year ended June 30, 2002.

NOTES TO THE FINANCIAL STATEMENTS (CONCLUDED)

NOTE 15 - ACCOUNTING CHANGES

Effective July 1, 2001, the College implemented GASB Statement No. 34, *Basic Financial Statements – and Management’s Discussion and Analysis – for State and Local Governments*, as amended by GASB Statement No. 35, *Basic Financial Statements – and Management’s Discussion and Analysis – for Public Colleges and Universities*. The financial statement presentation required by these Statements is a single-column enterprise activity rather than the fund-group perspective previously reported. Significant accounting changes in order to comply with the new requirements include adopting depreciation on capital assets, reporting revenues net of discounts and allowances, eliminating inter-fund activities, classifying activities as operating or nonoperating, classifying assets and liabilities as current or noncurrent, and prorating summer school activities to periods earned.

In addition, the College implemented GASB Statement No. 38, *Certain Financial Statement Note Disclosures*. Changes in existing disclosures include more detailed information on debt service requirements, obligations under leases, and short-term debt. New disclosures include variable debt interest information and the major components of receivable and payable balances.

NOTE 16 - NET ASSET RESTATEMENT

As referred to in Note 15, the College implemented GASB Statement No. 34, *Basic Financial Statements – and Management’s Discussion and Analysis – for State and Local Governments*, as amended by GASB Statement No. 35, *Basic Financial Statements – and Management’s Discussion and Analysis – for Public Colleges and Universities*.

July 1, 2001 Fund Equity as previously reported	\$ 16,969,342.83
Implementation of GASB 34/35	<u>9,269,400.62</u>
July 1, 2001 Net Assets as Restated	<u>\$ 7,699,942.21</u>

Wilson Technical Community College
Schedule of General Obligation Bond Project Authorizations,
Budgets, and Expenditures
For Project-to-Date as of June 30, 2002

Schedule 1

	Projected Start Date	General Obligation Bonds Authorized	Other Sources	Total Project Budget	Amount Expended	Percent Completed	Expected Completion Date
Capital Improvement Projects							
<i>Projects Approved by the State Board</i>							
Renovation Project - Year 2001 #1149	Jan 2001	\$ 336,540.00	\$ 0.00	\$ 336,540.00	\$ 248,053.50	73.71%	Oct 2002
Community/Business Center #1150	Apr 2001	1,307,508.00		1,307,508.00	84,559.50	6.47%	Sep 2003
Renovation Project - Year 2002	Jan 2002	225,000.00		225,000.00	8,735.00	3.88%	Jan 2003
<i>Projects Pending Approval by the State Board</i>							
Technology Center/Student Union	Sep 2003	3,277,095.00	722,905.00	4,000,000.00			Nov 2005
Renovation Project - Year 2003	Jan 2003	275,000.00		275,000.00			Jan 2004
Renovation Project - Year 2004	Jan 2004	230,000.00		230,000.00			Jan 2005
Police Academy Center	Sep 2004	305,311.00	260,394.00	565,705.00			May 2006
Renovation Project - Year 2005	Jan 2005	291,996.00		291,996.00			Jan 2006
Total All Projects		\$ 6,248,450.00	\$ 983,299.00	\$ 7,231,749.00	\$ 341,348.00		

Note: The 1999-2000 Session of the General Assembly of North Carolina authorized the issuance of six hundred million dollars of general obligation bonds of the State, as subsequently approved by a vote of qualified voters of the State, to provide funds for capital improvements for the North Carolina Community College System. The projects listed on this schedule are those funded or to be funded by bond proceeds from the general obligation bonds authorized by Senate Bill 912.



Ralph Campbell, Jr.
State Auditor

STATE OF NORTH CAROLINA
Office of the State Auditor

2 S. Salisbury Street
20601 Mail Service Center
Raleigh, NC 27699-0601
Telephone: (919) 807-7500
Fax: (919) 807-7647
Internet <http://www.osa.state.nc.us>

**INDEPENDENT AUDITOR'S REPORT
ON COMPLIANCE AND ON INTERNAL CONTROL
OVER FINANCIAL REPORTING BASED ON AN AUDIT OF
FINANCIAL STATEMENTS PERFORMED IN ACCORDANCE WITH
GOVERNMENT AUDITING STANDARDS**

Board of Trustees
Wilson Technical Community College
Wilson, North Carolina

We have audited the financial statements of Wilson Technical Community College, a component unit of the State of North Carolina, as of and for the year ended June 30, 2002, and have issued our report thereon dated February 3, 2003.

As discussed in Note 15 to the financial statements, the College implemented Governmental Accounting Standards Board Statement No. 34, *Basic Financial Statements – and Management's Discussion and Analysis – for State and Local Governments*, as amended by GASB Statement No. 35, *Basic Financial Statements – and Management's Discussion and Analysis – for Public Colleges and Universities* and GASB Statement No. 38, *Certain Financial Statement Note Disclosures* during the year ended June 30, 2002.

We conducted our audit in accordance with auditing standards generally accepted in the United States of America and the standards applicable to financial audits contained in *Government Auditing Standards* issued by the Comptroller General of the United States.

Compliance

As part of obtaining reasonable assurance about whether the College's financial statements are free of material misstatement, we performed tests of its compliance with certain provisions of laws, regulations, contracts, and grants, noncompliance with which could have a direct and material effect on the determination of financial statement amounts. However, providing an opinion on compliance with those provisions was not an objective of our audit and, accordingly, we do not express such an opinion. The results of our tests disclosed no instances of noncompliance that are required to be reported under *Government Auditing Standards*.

**INDEPENDENT AUDITOR'S REPORT
ON COMPLIANCE AND ON INTERNAL CONTROL
OVER FINANCIAL REPORTING BASED ON AN AUDIT OF
FINANCIAL STATEMENTS PERFORMED IN ACCORDANCE WITH
GOVERNMENT AUDITING STANDARDS (CONCLUDED)**

Internal Control Over Financial Reporting

In planning and performing our audit, we considered the College's internal control over financial reporting in order to determine our auditing procedures for the purpose of expressing our opinion on the financial statements and not to provide assurance on the internal control over financial reporting. Our consideration of the internal control over financial reporting would not necessarily disclose all matters in the internal control over financial reporting that might be material weaknesses. A material weakness is a condition in which the design or operation of one or more of the internal control components does not reduce to a relatively low level the risk that misstatements in amounts that would be material in relation to the financial statements being audited may occur and not be detected within a timely period by employees in the normal course of performing their assigned functions. We noted no matters involving the internal control over financial reporting and its operation that we consider to be material weaknesses.

This report is intended solely for the information and use of the Board of Trustees and the State Board of Community Colleges, management and staff of the College, the Governor, the State Controller, the General Assembly, and federal awarding agencies and pass-through entities and is not intended to be, and should not be, used by anyone other than these specified parties.

Ralph Campbell, Jr.
State Auditor

February 3, 2003

DISTRIBUTION OF AUDIT REPORT

In accordance with General Statutes 147-64.5 and 147-64.6(c)(14), copies of this report have been distributed to the public officials listed below. Additional copies are provided to other legislators, state officials, the press, and the general public upon request.

EXECUTIVE BRANCH

The Honorable Michael F. Easley	Governor of North Carolina
The Honorable Beverly M. Perdue	Lieutenant Governor of North Carolina
The Honorable Richard H. Moore	State Treasurer
The Honorable Roy A. Cooper, III	Attorney General
Mr. David T. McCoy	State Budget Officer
Mr. Robert L. Powell	State Controller
Mr. H. Martin Lancaster	President, North Carolina Community College System
Dr. Frank L. Eagles	President, Wilson Technical Community College
Mr. Hadie C. Horne	Vice President of Finance and Operations Wilson Technical Community College
Mrs. Phyllis L. Babb	Chairman, Board of Trustees Wilson Technical Community College

LEGISLATIVE BRANCH

Appointees to the Joint Legislative Commission on Governmental Operations

Senator Marc Basnight, Co-Chairman	Representative James B. Black, Co-Chairman
Senator Charlie Albertson	Representative Martha B. Alexander
Senator Frank W. Ballance, Jr.	Representative Flossie Boyd-McIntyre
Senator Charles Carter	Representative E. Nelson Cole
Senator Kever M. Clark	Representative James W. Crawford, Jr.
Senator Daniel G. Clodfelter	Representative William T. Culpepper, III
Senator Walter H. Dalton	Representative W. Pete Cunningham
Senator James Forrester	Representative Beverly M. Earle
Senator Linda Garrou	Representative Ruth M. Easterling
Senator Wilbur P. Gulley	Representative Stanley H. Fox
Senator Kay R. Hagan	Representative R. Phillip Haire
Senator David W. Hoyle	Representative Dewey L. Hill
Senator Ellie Kinnaird	Representative Mary L. Jarrell
Senator Howard N. Lee	Representative Maggie Jeffus
Senator Jeanne H. Lucas	Representative Larry T. Justus
Senator R. L. Martin	Representative Edd Nye
Senator William N. Martin	Representative Warren C. Oldham
Senator Stephen M. Metcalf	Representative William C. Owens, Jr.
Senator Fountain Odom	Representative E. David Redwine
Senator Aaron W. Plyler	Representative R. Eugene Rogers
Senator Eric M. Reeves	Representative Drew P. Saunders
Senator Dan Robinson	Representative Wilma M. Sherrill
Senator Larry Shaw	Representative Ronald L. Smith
Senator Robert G. Shaw	Representative Gregg Thompson
Senator R. C. Soles, Jr.	Representative Joe P. Tolson
Senator Ed N. Warren	Representative Russell E. Tucker
Senator David F. Weinstein	Representative Thomas E. Wright
Senator Allen H. Wellons	Representative Douglas Y. Yongue

DISTRIBUTION OF AUDIT REPORT (CONCLUDED)

Other Legislative Officials

Representative Philip A. Baddour, Jr.
Senator Anthony E. Rand
Senator Patrick J. Ballantine
Representative N. Leo Daughtry
Representative Joe Hackney
Mr. James D. Johnson

Majority Leader of the N.C. House of Representatives
Majority Leader of the N.C. Senate
Minority Leader of the N.C. Senate
Minority Leader of the N.C. House of Representatives
N. C. House Speaker Pro-Tem
Director, Fiscal Research Division

March 3, 2003

ORDERING INFORMATION

Copies of this report may be obtained by contacting the:

Office of the State Auditor
State of North Carolina
2 South Salisbury Street
20601 Mail Service Center
Raleigh, North Carolina 27699-0601

Internet: <http://www.ncauditor.net>

Telephone: 919/807-7500

Facsimile: 919/807-7647