



STATE OF NORTH CAROLINA

THE UNIVERSITY OF NORTH CAROLINA AT ASHEVILLE

ASHEVILLE, NORTH CAROLINA

FINANCIAL STATEMENT AUDIT REPORT

FOR THE YEAR ENDED JUNE 30, 2007

OFFICE OF THE STATE AUDITOR

LESLIE W. MERRITT, JR., CPA, CFP

STATE AUDITOR

THE UNIVERSITY OF NORTH CAROLINA AT ASHEVILLE

ASHEVILLE, NORTH CAROLINA

FINANCIAL STATEMENT AUDIT REPORT

FOR THE YEAR ENDED JUNE 30, 2007

BOARD OF GOVERNORS

THE UNIVERSITY OF NORTH CAROLINA

ERSKINE B. BOWLES, PRESIDENT

BOARD OF TRUSTEES

JANICE W. BRUMIT, CHAIRMAN

ADMINISTRATIVE OFFICERS

DR. ANNE PONDER, CHANCELLOR

PATRICIA W. HUNT, VICE CHANCELLOR FOR FINANCE AND OPERATIONS



STATE OF NORTH CAROLINA
Office of the State Auditor

Leslie W. Merritt, Jr., CPA, CFP
State Auditor

2 S. Salisbury Street
20601 Mail Service Center
Raleigh, NC 27699-0601
Telephone: (919) 807-7500
Fax: (919) 807-7647
Internet
<http://www.ncauditor.net>

AUDITOR'S TRANSMITTAL

The Honorable Michael F. Easley, Governor
The General Assembly of North Carolina
Board of Trustees, The University of North Carolina at Asheville

We have completed a financial statement audit of The University of North Carolina at Asheville for the year ended June 30, 2007, and our audit results are included in this report. You will note from the independent auditor's report that we determined that the financial statements are presented fairly in all material respects.

Our consideration of internal control over financial reporting and compliance and other matters based on an audit of the financial statements disclosed a deficiency that is detailed in the Audit Findings and Responses section of this report. The University's response is included following the finding.

North Carolina General Statutes require the State Auditor to make audit reports available to the public. Copies of audit reports issued by the Office of the State Auditor may be obtained through one of the options listed in the back of this report.


Leslie W. Merritt, Jr.

Leslie W. Merritt, Jr., CPA, CFP
State Auditor

May 27, 2008

TABLE OF CONTENTS

	PAGE
INDEPENDENT AUDITOR’S REPORT	1
MANAGEMENT’S DISCUSSION AND ANALYSIS	3
BASIC FINANCIAL STATEMENTS	
University Exhibits	
A-1 Statement of Net Assets	8
A-2 Statement of Revenues, Expenses, and Changes in Net Assets	10
A-3 Statement of Cash Flows	11
Component Unit Exhibits	
B-1 Statement of Financial Position	13
B-2 Statement of Activities	14
Notes to the Financial Statements	15
INDEPENDENT AUDITOR’S REPORT ON INTERNAL CONTROL OVER FINANCIAL REPORTING AND ON COMPLIANCE AND OTHER MATTERS BASED ON AN AUDIT OF FINANCIAL STATEMENTS PERFORMED IN ACCORDANCE WITH <i>GOVERNMENT</i> <i>AUDITING STANDARDS</i>	37
AUDIT FINDINGS AND RESPONSES	39
ORDERING INFORMATION	41



STATE OF NORTH CAROLINA
Office of the State Auditor

Leslie W. Merritt, Jr., CPA, CFP
State Auditor

2 S. Salisbury Street
20601 Mail Service Center
Raleigh, NC 27699-0601
Telephone: (919) 807-7500
Fax: (919) 807-7647
Internet
<http://www.ncauditor.net>

INDEPENDENT AUDITOR'S REPORT

Board of Trustees
The University of North Carolina at Asheville
Asheville, North Carolina

We have audited the accompanying financial statements of The University of North Carolina at Asheville, a constituent institution of the multi-campus University of North Carolina System, which is a component unit of the State of North Carolina, and its discretely presented component unit, as of and for the year ended June 30, 2007, which collectively comprise the University's basic financial statements as listed in the table of contents. These financial statements are the responsibility of The University of North Carolina at Asheville's management. Our responsibility is to express opinions on these financial statements based on our audit. We did not audit the financial statements of The University of North Carolina at Asheville Foundation, Inc., the University's discretely presented component unit. Those financial statements were audited by other auditors whose report thereon has been furnished to us, and our opinions, insofar as they relate to the amounts included for this entity, are based on the report of the other auditors.

We conducted our audit in accordance with auditing standards generally accepted in the United States of America and the standards applicable to financial audits contained in *Government Auditing Standards*, issued by the Comptroller General of the United States. Those standards require that we plan and perform the audit to obtain reasonable assurance about whether the financial statements are free of material misstatement. The financial statements of The University of North Carolina at Asheville Foundation, Inc., were not audited in accordance with *Government Auditing Standards*. An audit includes examining, on a test basis, evidence supporting the amounts and disclosures in the financial statements. An audit also includes assessing the accounting principles used and the significant estimates made by management, as well as evaluating the overall financial statement presentation. We believe that our audit and the report of other auditors provide a reasonable basis for our opinions.

In our opinion, based on our audit and the report of other auditors, the financial statements referred to above present fairly, in all material respects, the respective financial position of The University of North Carolina at Asheville and its discretely presented component unit as of June 30, 2007, and the respective changes in financial position and cash flows, where applicable, thereof for the year then ended in conformity with accounting principles generally accepted in the United States of America.

INDEPENDENT AUDITOR'S REPORT (CONCLUDED)

In accordance with *Government Auditing Standards*, we have also issued our report dated May 2, 2008, on our consideration of the University's internal control over financial reporting and on our tests of its compliance with certain provisions of laws, regulations, contracts, and grant agreements and other matters. The purpose of that report is to describe the scope of our testing of internal control over financial reporting and compliance and the results of that testing, and not to provide an opinion on the internal control over financial reporting or on compliance. That report is an integral part of an audit performed in accordance with *Government Auditing Standards* and should be considered in assessing the results of our audit.

The Management's Discussion and Analysis, as listed in the table of contents, is not a required part of the basic financial statements but is supplementary information required by accounting principles generally accepted in the United States of America. We have applied certain limited procedures, which consisted principally of inquiries of management regarding the methods of measurement and presentation of the required supplementary information. However, we did not audit the information and express no opinion on it.



Leslie W. Merritt, Jr., CPA, CFP
State Auditor

May 2, 2008

THE UNIVERSITY OF NORTH CAROLINA AT ASHEVILLE

MANAGEMENT'S DISCUSSION AND ANALYSIS

Overview of the Financial Statement Information

The University of North Carolina at Asheville (UNC Asheville) provides this overview and management discussion and analysis to assist in understanding the statements and notes to the financial statements presented herewith. These statements are prepared in accordance with the Governmental Accounting Standards Board (GASB) Statement No. 34, released in June 1999, *Basic Financial Statements – and Management's Discussion and Analysis – for State and Local Governments*, which established a new reporting format for annual financial statements. In November 1999, GASB released Statement No. 35, *Basic Financial Statements – and Management's Discussions and Analysis – for Public Colleges and Universities*, which applies the new reporting standards to public colleges and universities. These standards were used in the preparation of this document. Comparative information for the prior fiscal year is also presented in the condensed financial statements.

The Statement of Net Assets presents the assets, liabilities and net assets (the difference between the assets and liabilities) as of the date of the fiscal year end (June 30). This statement assists in the determination of the financial condition of the University.

Condensed Statement of Net Assets

	2007 Fiscal Year	2006 Fiscal Year
Current Assets	\$ 19,895,067.10	\$ 17,388,851.37
Capital Assets	127,491,814.73	107,502,202.06
Other Noncurrent Assets	14,907,584.12	10,819,673.25
Total Assets	162,294,465.95	135,710,726.68
Current Liabilities	8,540,615.17	7,639,994.69
Noncurrent Liabilities	27,405,780.50	29,134,248.43
Total Liabilities	35,946,395.67	36,774,243.12
Invested in Capital Assets, Net of Related Debt	102,419,999.03	80,886,545.57
Restricted - Nonexpendable	2,247,870.87	2,253,781.43
Restricted - Expendable	13,259,166.06	9,050,075.53
Unrestricted	8,421,034.32	6,746,081.03
Total Net Assets	\$ 126,348,070.28	\$ 98,936,483.56

The University remains in sound financial condition. The increase in total net assets is primarily due to an increase in allotments made by the State for various construction projects. Many of the projects have been completed and they show as the increase in capital assets in the statement above. Projects completed and capitalized in fiscal year 2007 include the Sam

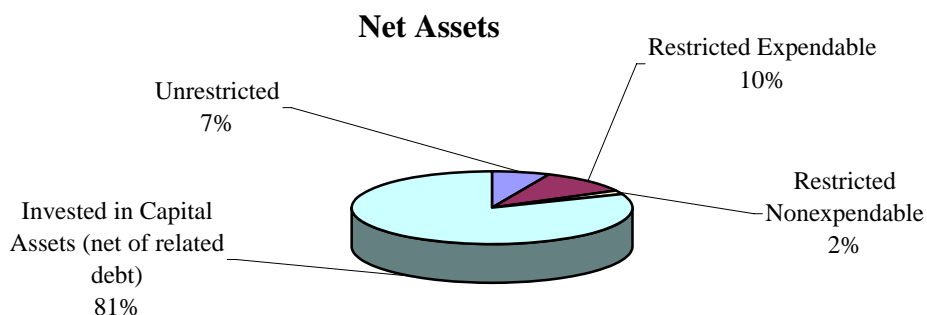
MANAGEMENT'S DISCUSSION AND ANALYSIS (CONTINUED)

Millar Facilities Management Complex, Zageir Hall Renovation, and Carmichael Renovation on the University's main campus and the Baker Greenhouse Exhibition Center at the North Carolina Arboretum.

In June 2007, the University's Investment Committee decided to liquidate all securities and investments with Charles Schwab to invest with UNC Management. On June 29, 2007, the securities were sold. Charles Schwab wired the proceeds from the sales to UNC Management on July 2, 2007. At June 30, 2007, those investments are shown as noncurrent restricted cash in the Statement of Net Assets.

Restricted nonexpendable net assets are loans and principal portions of endowed gifts that cannot be spent. Restricted expendable net assets are income from endowed funds, grants from others, and gifts with specific restrictions on spending. The decrease in allotments for capital projects (as UNC Asheville completes the projects) is shown in the restricted expendable net assets.

Net assets are shown in the graph below.



The Statement of Revenues, Expenses, and Changes in Net Assets presents revenues, expenses and other changes in net assets resulting from the University's financial activity during the fiscal year ending on June 30. GASB Statement No. 35 requires these activities to be classified as either operating or nonoperating, and specifies state appropriations and gifts as nonoperating. With this change in reporting, most public universities will show an operating loss with the state appropriation providing the additional resources to maintain positive net assets.

MANAGEMENT'S DISCUSSION AND ANALYSIS (CONTINUED)

Condensed Statement of Revenues, Expenses, and Changes in Net Assets

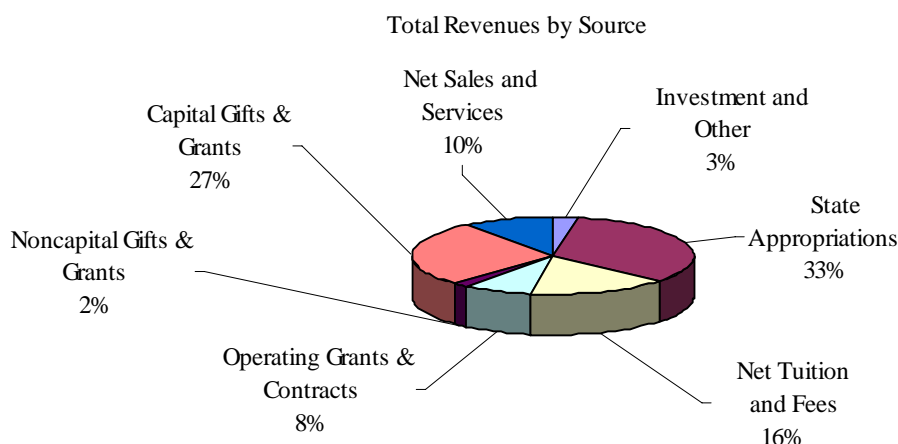
	2007 Fiscal Year	2006 Fiscal Year
Tuition and Fees	\$ 16,157,239.59	\$ 15,259,564.03
Grants and Contracts	8,198,688.08	6,601,560.33
Sales and Services	10,167,645.28	9,149,493.78
Other Operating Revenues	628,741.02	528,542.15
Total Operating Revenues	35,152,313.97	31,539,160.29
Total Operating Expenses	71,277,445.55	68,034,150.77
Operating Loss	(36,125,131.58)	(36,494,990.48)
State Appropriations	33,646,626.26	30,326,630.60
Noncapital Gifts & Grants	1,734,705.52	1,536,406.08
Interest and Fees on Capital Asset-Related Debt	(1,674,446.47)	(1,598,502.17)
Other Nonoperating Revenues	2,023,523.19	1,795,813.34
Total Nonoperating Revenues	35,730,408.50	32,060,347.85
Capital Grants & Appropriations	26,699,660.80	9,296,787.42
Capital Gifts	867,049.00	11,000.00
Additions to Permanent Endowments	240.00	1,240.00
Increase in Net Assets	27,172,226.72	4,874,384.79
Net Assets, Beginning of Year	99,175,843.56	94,062,098.77
Net Assets, End of Year	\$ 126,348,070.28	\$ 98,936,483.56

The University continues to see growth in total net assets, due in large part to continued capital investments by the State. These capital grants represent the portion of the statewide bond proceeds and Certificate of Participation (COPs) bonds used by UNC Asheville in the 2007 fiscal year. The 1999-2000 Session of the General Assembly of North Carolina authorized these bonds and UNC Asheville will continue to receive grants for capital projects for several more years. Construction on two of the last three bond projects continued this fiscal year with construction on the remaining one planned for the 2007-2008 fiscal year. For additional information on these statewide bonds, see Note 6.

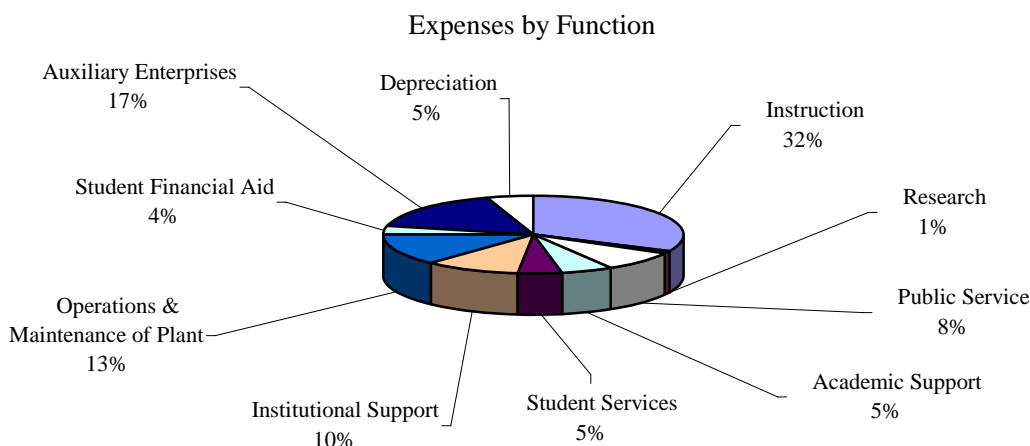
Though State Appropriations are now considered nonoperating, they are still a significant part of total University revenues (as shown in the graph below). State Appropriations increased \$3.3 million or 10.95% this fiscal year. This amount is expected to increase again in the next fiscal year.

Total operating expense continues to exceed total operating revenue. Accounting regulations require the University to include certain non capitalized expenses, funded by capital grants, as operating expenses and to record state appropriations as nonoperating revenue.

MANAGEMENT'S DISCUSSION AND ANALYSIS (CONTINUED)



The expenses by function are shown in the graph below. The increase in operating expense is the result of normal operating expenses, but also includes notable expenses related to capital activities discussed above.



The University's primary areas of expense continue to be instruction, academic support and student services. Activities at the North Carolina Arboretum make up the majority of the public service expenditures.

Debt Administration and Capital Assets

UNC Asheville has several capital projects in various stages of planning and construction. Current projects are funded through capital appropriations and statewide bond issues (considered capital grants for statement presentation). Projects include new and renovated classroom space as well as the Sam Millar Facilities Management Complex, the Zeis Science and Multimedia building, (approved by the 2000 Higher Education Bond Referendum) and

MANAGEMENT'S DISCUSSION AND ANALYSIS (CONCLUDED)

the NC Health and Wellness Center (approved by the General Assembly in 2004), as well as continuing projects for the North Carolina Arboretum.

The University had \$25,071,815.70 in outstanding debt at June 30, 2007, and continues to make all of its debt payments in a timely manner. More detailed information about UNC Asheville's debt obligations is provided in Note 6 of the Notes to the Financial Statements.

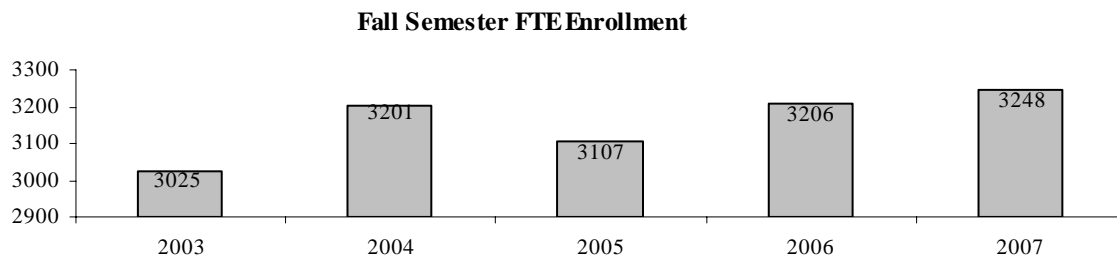
The capital assets, net of accumulated depreciation, at June 30, 2007, were \$127,491,814.73. For more detailed information about asset holdings, see Note 4 of the Notes to the Financial Statements.

Economic Outlook

The financial condition of the University is expected to remain stable for the foreseeable future. This expectation is grounded in North Carolina's history of support for higher education. The state has once again placed a high priority on funding the university system during a difficult budget year; including funding of \$500,000 for universities specializing in science and math and a pay raise for state employees ranging from 4% to 5%. Nevertheless, the University is actively, and strategically, seeking alternative funding sources through increased contract and grant funding as well as private fundraising.

Enrollment increased by a modest amount in the fall of 2007. This reflects the type of growth UNC Asheville is seeking - a slow and steady increase to a level that will continue the tradition of being a small public liberal arts University. The unanticipated increase in enrollment yield shown in the fall of 2004 caused the University to change from a rolling admission policy to a fixed deadline enrollment policy, common to other schools of first choice.

The following table compares fall semester enrollment of full-time equivalent (FTE) students for recent years, illustrating a pattern of measured growth (except for the 2004 year as discussed above), consistent with university goals:



Higher retention rates are expected as a result of the policy changes due to a more committed and motivated applicant pool. The University continues to receive high rankings in several national publications for its educational quality and value.

The University of North Carolina at Asheville
Statement of Net Assets
June 30, 2007

Exhibit A-1

ASSETS

Current Assets:

Cash and Cash Equivalents	\$ 11,668,898.28
Restricted Cash and Cash Equivalents	5,912,255.02
Restricted Short-Term Investments	73,864.20
Receivables, Net (Note 3)	1,267,717.98
Inventories	616,877.87
Notes Receivable, Net (Note 3)	355,453.75

Total Current Assets	19,895,067.10
----------------------	---------------

Noncurrent Assets:

Restricted Cash and Cash Equivalents	6,765,976.77
Restricted Due from Primary Government	7,431,910.38
Notes Receivable, Net (Note 3)	709,696.97
Capital Assets - Nondepreciable (Note 4)	29,666,410.80
Capital Assets - Depreciable, Net (Note 4)	97,825,403.93

Total Noncurrent Assets	142,399,398.85
-------------------------	----------------

Total Assets	162,294,465.95
--------------	----------------

LIABILITIES

Current Liabilities:

Accounts Payable and Accrued Liabilities (Note 5)	5,394,536.89
Due to Primary Government	30,601.26
Unearned Revenue	1,068,264.53
Interest Payable	155,023.49
Long-Term Liabilities - Current Portion (Note 6)	1,892,189.00

Total Current Liabilities	8,540,615.17
---------------------------	--------------

Noncurrent Liabilities:

Deposits Payable	219,009.45
Funds Held for Others	248,444.55
U. S. Government Grants Refundable	1,119,880.80
Long-Term Liabilities (Note 6)	25,818,445.70

Total Noncurrent Liabilities	27,405,780.50
------------------------------	---------------

Total Liabilities	35,946,395.67
-------------------	---------------

The University of North Carolina at Asheville
Statement of Net Assets
June 30, 2007

Exhibit A-1
Page 2

NET ASSETS

Invested in Capital Assets, Net of Related Debt	102,419,999.03
Restricted for:	
Nonexpendable:	
Scholarships and Fellowships	535,661.23
Endowed Professorships	1,502,500.00
Departmental Uses	25,000.00
Loans	184,709.64
Expendable:	
Scholarships and Fellowships	1,910,009.59
Research	429,052.34
Endowed Professorships	1,839,228.30
Departmental Uses	296,607.24
Capital Projects	7,528,746.10
Debt Service	1,100,802.49
Other	154,720.00
Unrestricted	<u>8,421,034.32</u>
Total Net Assets	<u><u>\$ 126,348,070.28</u></u>

The accompanying notes to the financial statements are an integral part of this statement.

***The University of North Carolina at Asheville
Statement of Revenues, Expenses, and
Changes in Net Assets
For the Fiscal Year Ended June 30, 2007***

Exhibit A-2

REVENUES

Operating Revenues:

Student Tuition and Fees, Net (Note 8)	\$ 16,157,239.59
Federal Grants and Contracts	5,385,044.22
State and Local Grants and Contracts	1,363,836.83
Nongovernmental Grants and Contracts	1,449,807.03
Sales and Services, Net (Note 8)	10,167,645.28
Interest Earnings on Loans	2,894.41
Other Operating Revenues	625,846.61

Total Operating Revenues	<u>35,152,313.97</u>
--------------------------	----------------------

EXPENSES

Operating Expenses:

Salaries and Benefits	43,497,417.31
Supplies and Materials	9,284,413.04
Services	10,007,075.75
Scholarships and Fellowships	2,808,183.10
Utilities	2,159,531.87
Depreciation	3,520,824.48

Total Operating Expenses	<u>71,277,445.55</u>
--------------------------	----------------------

Operating Loss	<u>(36,125,131.58)</u>
----------------	------------------------

NONOPERATING REVENUES (EXPENSES)

State Appropriations	33,646,626.26
Noncapital Grants	285,512.83
Noncapital Gifts	1,449,192.69
Investment Income (Net of Investment Expense of \$36,442.87)	1,812,487.06
Interest and Fees on Debt	(1,674,446.47)
Other Nonoperating Revenues	211,036.13

Net Nonoperating Revenues	<u>35,730,408.50</u>
---------------------------	----------------------

Loss Before Other Revenues	<u>(394,723.08)</u>
----------------------------	---------------------

Capital Appropriations	3,144,300.00
Capital Grants	23,555,360.80
Capital Gifts	867,049.00
Additions to Endowments	240.00

Increase in Net Assets	<u>27,172,226.72</u>
------------------------	----------------------

NET ASSETS

Net Assets - July 1, 2006, as Restated (Note 15)	<u>99,175,843.56</u>
--	----------------------

Net Assets - June 30, 2007	<u><u>\$ 126,348,070.28</u></u>
----------------------------	---------------------------------

The accompanying notes to the financial statements are an integral part of this statement.

The University of North Carolina at Asheville
Statement of Cash Flows
For the Fiscal Year Ended June 30, 2007

Exhibit A-3

CASH FLOWS FROM OPERATING ACTIVITIES

Received from Customers	\$ 34,743,044.94
Payments to Employees and Fringe Benefits	(43,504,945.00)
Payments to Vendors and Suppliers	(21,538,324.31)
Payments for Scholarships and Fellowships	(2,808,183.10)
Loans Issued	(184,224.00)
Collection of Loans	253,883.90
Interest Earned on Loans	1,902.75
Student Deposits Received	111,429.77
Student Deposits Returned	(67,655.00)
	<hr/>
Net Cash Used by Operating Activities	(32,993,070.05)

CASH FLOWS FROM NONCAPITAL FINANCING ACTIVITIES

State Appropriations	33,646,626.26
Noncapital Grants	285,512.83
Noncapital Gifts	1,449,192.69
Additions to Endowments	240.00
William D. Ford Direct Lending Receipts	8,201,057.00
William D. Ford Direct Lending Disbursements	(8,201,057.00)
Related Activity Agency Disbursements	(83,257.59)
	<hr/>
Net Cash Provided by Noncapital Financing Activities	35,298,314.19

CASH FLOWS FROM CAPITAL FINANCING AND RELATED FINANCING ACTIVITIES

State Capital Appropriations	3,144,300.00
Capital Grants	20,484,463.74
Proceeds from Sale of Capital Assets	5,867.77
Acquisition and Construction of Capital Assets	(21,588,485.57)
Principal Paid on Capital Debt and Leases	(1,515,000.00)
Interest and Fees Paid on Capital Debt and Leases	(1,706,243.21)
Other Receipts	214,000.00
	<hr/>
Net Cash Used by Capital Financing and Related Financing Activities	(961,097.27)

CASH FLOWS FROM INVESTING ACTIVITIES

Proceeds from Sales and Maturities of Investments	6,188,298.31
Investment Income	1,223,866.74
Purchase of Investments and Related Fees	(16,257.93)
	<hr/>
Net Cash Provided by Investing Activities	7,395,907.12
	<hr/>
Net Increase in Cash and Cash Equivalents	8,740,053.99
Cash and Cash Equivalents - July 1, 2006	15,607,076.08
	<hr/>
Cash and Cash Equivalents - June 30, 2007	\$ 24,347,130.07

The University of North Carolina at Asheville
Statement of Cash Flows
For the Fiscal Year Ended June 30, 2007

Exhibit A-3
Page 2

**RECONCILIATION OF NET OPERATING REVENUES (EXPENSES)
TO NET CASH USED BY OPERATING ACTIVITIES**

Operating Loss	\$	(36,125,131.58)
Adjustments to Reconcile Operating Loss to Net Cash Used by Operating Activities:		
Depreciation Expense		3,520,824.48
Allowances, Write-Offs, and Amortizations		17,320.97
Changes in Assets and Liabilities:		
Receivables (Net)		(381,339.14)
Inventories		(151,280.56)
Accounts Payable and Accrued Liabilities		(96,480.60)
Due to Primary Government		4,315.52
US Government Grants Refundable		20,125.74
Unearned Revenue		21,128.45
Compensated Absences		64,012.00
Deposits Payable		43,774.77
Note Principal Repayments		253,883.90
Notes Issued		(184,224.00)
Net Cash Used by Operating Activities	\$	<u>(32,993,070.05)</u>

RECONCILIATION OF CASH AND CASH EQUIVALENTS

Current Assets:		
Cash and Cash Equivalents	\$	11,668,898.28
Restricted Cash and Cash Equivalents		5,912,255.02
Noncurrent Assets:		
Restricted Cash and Cash Equivalents		<u>6,765,976.77</u>
Total Cash and Cash Equivalents - June 30, 2007	\$	<u>24,347,130.07</u>

NONCASH INVESTING, CAPITAL, AND FINANCING ACTIVITIES

Assets Acquired through a Gift	867,049.00
Change in Fair Value of Investments	5,038.37
Loss on Disposal of Capital Assets	2,963.87

The accompanying notes to the financial statements are an integral part of this statement.

The University of North Carolina at Asheville Foundation, Inc.
Statement of Financial Position
June 30, 2007

Exhibit B-1

ASSETS

Current Assets:

Cash and Cash Equivalents	\$ 6,203,565.00
Receivables:	
Sales Tax Receivables	2,778.00
Student Loans Receivable, Net	2,075.00
Other Receivables	4,746.00
UNCA Employee Loans Receivable, Net	4,035.00
Promises to Give, Net	203,369.00
Prepaid Expenses	16,901.00

Total Current Assets	6,437,469.00
----------------------	--------------

Property and Equipment, Net	131,140.00
-----------------------------	------------

Other Assets:

Investments	14,177,967.00
Promises to Give, Net	1,687,078.00
Beneficial Interest in Perpetual Trust	151,785.00

Total Other Assets	16,016,830.00
--------------------	---------------

Total Assets	\$ 22,585,439.00
--------------	------------------

LIABILITIES

Current Liabilities:

Accounts Payable	\$ 33,914.00
Annuities Payable	43,902.00

Total Current Liabilities	77,816.00
---------------------------	-----------

Annuities Payable	400,798.00
-------------------	------------

Total Liabilities	478,614.00
-------------------	------------

NET ASSETS

Unrestricted	2,208,613.00
Temporarily Restricted	10,695,645.00
Permanently Restricted	9,202,567.00

Total Net Assets	22,106,825.00
------------------	---------------

Total Net Assets and Liabilities	\$ 22,585,439.00
----------------------------------	------------------

The accompanying notes to the financial statements are an integral part of this statement.

The University of North Carolina at Asheville Foundation, Inc.
Statement of Activities
For the Fiscal Year Ended June 30, 2007

Exhibit B-2

	Unrestricted	Temporarily Restricted	Permanently Restricted	Total
REVENUES				
Investment Income	\$ 554,048.00	\$ 2,647,304.00	\$ 110.00	\$ 3,201,462.00
Family Business Forum	56,032.00			56,032.00
Special Events	26,960.00			26,960.00
Gain (Loss) on Perpetual Trust			11,198.00	11,198.00
Other Income	40,326.00	146,120.00		186,446.00
Total Revenues	677,366.00	2,793,424.00	11,308.00	3,482,098.00
PUBLIC SUPPORT				
Contributions	231,733.00	1,023,283.00	579,958.00	1,834,974.00
Net Assets Released from Restriction	1,863,261.00	(1,863,261.00)		
Total Revenues, Gains, and Other Support	2,094,994.00	(839,978.00)	579,958.00	1,834,974.00
EXPENSES				
Program Services	1,937,204.00		1,079.00	1,938,283.00
Supporting Services:				
Management and General	183,434.00			183,434.00
Fundraising	111,630.00			111,630.00
Total Expenses	2,232,268.00		1,079.00	2,233,347.00
Change in Net Assets	540,092.00	1,953,446.00	590,187.00	3,083,725.00
Net Assets at Beginning of Year	1,668,520.00	8,742,200.00	8,612,380.00	19,023,100.00
Net Assets at End of Year	<u>\$ 2,208,612.00</u>	<u>\$ 10,695,646.00</u>	<u>\$ 9,202,567.00</u>	<u>\$ 22,106,825.00</u>

The accompanying notes to the financial statements are an integral part of this statement.

THE UNIVERSITY OF NORTH CAROLINA AT ASHEVILLE
NOTES TO THE FINANCIAL STATEMENTS
JUNE 30, 2007

NOTE 1 - SIGNIFICANT ACCOUNTING POLICIES

- A. Financial Reporting Entity** – The concept underlying the definition of the financial reporting entity is that elected officials are accountable to their constituents for their actions. As required by accounting principles generally accepted in the United States of America, the financial reporting entity includes both the primary government and all of its component units. An organization other than a primary government serves as a nucleus for a reporting entity when it issues separate financial statements. The University of North Carolina at Asheville is a constituent institution of the multi-campus University of North Carolina System, which is a component unit of the State of North Carolina and an integral part of the State's *Comprehensive Annual Financial Report*.

The accompanying financial statements present all funds belonging to the University and its component unit. While the Board of Governors of the University of North Carolina System has ultimate responsibility, the Chancellor, the Board of Trustees, and the Board of Trustees of the Endowment Fund have delegated responsibilities for financial accountability of the University's funds. The University's component unit is discretely presented in the University's financial statements. Discretely presented component units' financial data are reported in separate financial statements because of their use of different GAAP reporting models and to emphasize their legal separateness.

Discretely Presented Component Unit – The University of North Carolina at Asheville Foundation, Inc., (Foundation) is a legally separate not-for-profit corporation and is reported as a discretely presented component unit based on the nature and significance of its relationship to the University. The Foundation acts primarily as a fund-raising organization to supplement the resources that are available to the University in support of its programs. The Foundation board consists of 25 to 36 elected directors. Although the University does not control the timing or amount of receipts from the Foundation, the majority of resources, or income thereon, that the Foundation holds and invests, are restricted to the activities of the University by the donors. Because these restricted resources held by the Foundation can only be used by, or for the benefit of the University, the Foundation is considered a component unit of the University and is reported in separate financial statements because of the difference in its reporting model, as described below.

NOTES TO THE FINANCIAL STATEMENTS (CONTINUED)

The University of North Carolina at Asheville Foundation, Inc. is a private not-for-profit organization that reports its financial results under Financial Accounting Standards Board (FASB) Statements. As such, certain revenue recognition criteria and presentation features are different from the Governmental Accounting Standards Board (GASB) revenue recognition criteria and presentation features. No modifications have been made to the Foundation's financial information in the University's financial reporting entity for these differences.

During the year ended June 30, 2007, the Foundation distributed \$1,658,093.72 to the University for both restricted and unrestricted purposes. Complete financial statements for the Foundation can be obtained from the University Controller's Office, 207 Phillips Hall, One University Heights, Asheville, North Carolina 28804 or by calling 828-232-5109.

- B. Basis of Presentation** – The accompanying financial statements are presented in accordance with accounting principles generally accepted in the United States of America as prescribed by the Governmental Accounting Standards Board (GASB).

Pursuant to the provisions of GASB Statement No. 34, *Basic Financial Statements – and Management's Discussion and Analysis – for State and Local Governments*, as amended by GASB Statement No. 35, *Basic Financial Statements – and Management's Discussion and Analysis – for Public Colleges and Universities*, the full scope of the University's activities is considered to be a single business-type activity and accordingly, is reported within a single column in the basic financial statements.

In accordance with GASB Statement No. 20, *Accounting and Financial Reporting for Proprietary Funds and Other Governmental Entities That Use Proprietary Fund Accounting*, the University does not apply Financial Accounting Standards Board (FASB) pronouncements issued after November 30, 1989, unless the GASB amends its pronouncements to specifically adopt FASB pronouncements issued after that date.

- C. Basis of Accounting** – The financial statements of the University have been prepared using the economic resource measurement focus and the accrual basis of accounting. Under the accrual basis, revenues are recognized when earned, and expenses are recorded when an obligation has been incurred, regardless of the timing of the cash flows.

Nonexchange transactions, in which the University receives (or gives) value without directly giving (or receiving) equal value in exchange includes State appropriations, certain grants, and donations. Revenues are

NOTES TO THE FINANCIAL STATEMENTS (CONTINUED)

recognized, net of estimated uncollectible amounts, as soon as all eligibility requirements imposed by the provider have been met, if probable of collection.

- D. Cash and Cash Equivalents** - This classification includes petty cash, cash on deposit with private bank accounts, cash on deposit with fiscal agents, and deposits held by the State Treasurer in the short-term investment fund. The short-term investment portfolio maintained by the State Treasurer has the general characteristics of a demand deposit account in that participants may deposit and withdraw cash at any time without prior notice or penalty.
- E. Investments** - This classification includes money market mutual funds. Money market mutual funds are accounted for at fair value, as determined by quoted market prices, or an amount determined by management if quoted market prices are not available. The net increase (decrease) in the fair value of investments is recognized as a component of investment income.
- F. Receivables** - Receivables consist of tuition and fees charged to students and charges for auxiliary enterprises' sales and services, sales tax and interest. Receivables also include amounts due from the federal government, State and local governments, and private sources in connection with reimbursement of allowable expenditures made pursuant to contracts and grants. Receivables are recorded net of estimated uncollectible amounts.
- G. Inventories** - Inventories, consisting of expendable supplies, are valued at last invoice cost. Merchandise for resale is valued at the moving weighted average cost method.
- H. Capital Assets** - Capital assets are stated at cost at date of acquisition or fair value at date of donation in the case of gifts. The value of assets constructed includes all material direct and indirect construction costs. Interest costs incurred are capitalized during the period of construction.

The University capitalizes assets that have a value or cost in excess of \$5,000 at the date of acquisition and an estimated useful life of more than one year. Library books are generally not considered to have a useful life of more than one year unless part of a collection and are expensed in the year of acquisition.

Depreciation is computed using the straight-line method over the estimated useful lives of the assets, generally 10 to 30 years for general infrastructure, 20 to 50 years for buildings, and 5 to 10 years for equipment.

NOTES TO THE FINANCIAL STATEMENTS (CONTINUED)

The University does not capitalize the general collections available for use in the Ramsey Library or in other campus locations. These collections adhere to the University's policy to maintain for public exhibition, education or research; protect, keep unencumbered, care for and preserve; and requires proceeds from their sale to be used to acquire other collection items. Accounting principles generally accepted in the United States of America permit collections maintained in this manner to be charged to operations at time of purchase rather than be capitalized. Some special items are capitalized as shown below.

The Colonial Forge artwork, the Evans painting, and the School of Athens painting were capitalized at cost or fair value at the date of donation. These items are depreciated over their lives using the straight-line method. The estimated useful lives for the items are 10 years.

The Bonsai collection, the Speculation papers, the Laliberte tapestry, the Gifts from the Mountain collection, the Birds of America collection, and the Kelly Harrison collection were capitalized at fair value at the date of donation. These collections are considered inexhaustible and are therefore not depreciated.

- I. Restricted Assets** – Unexpended proceeds of revenue bonds and unexpended capital contributions are classified as restricted assets because their use is limited by applicable bond covenants or donor/grantor agreements. These assets are also classified as noncurrent since they cannot be used for current operations. Certain other assets are classified as restricted because their use is limited by external parties or statute.
- J. Noncurrent Long-Term Liabilities** – Noncurrent long-term liabilities include principal amounts of bonds payable and compensated absences that will not be paid within the next fiscal year.

Bonds payable are reported net of unamortized premiums. The University amortizes bond premiums over the life of the bonds using the straight-line method. Issuance costs are expensed.

- K. Compensated Absences** – The University's policy is to record the cost of vacation leave when earned. The policy provides for a maximum accumulation of unused vacation leave of 30 days which can be carried forward each January 1 or for which an employee can be paid upon termination of employment. When classifying compensated absences into current and noncurrent, leave is considered taken using a last-in, first-out (LIFO) method. Also, any accumulated vacation leave in excess of 30 days at year end is converted to sick leave. Under this policy, the accumulated vacation leave for each employee at June 30 equals the leave

NOTES TO THE FINANCIAL STATEMENTS (CONTINUED)

carried forward at the previous December 31 plus the leave earned, less the leave taken between January 1 and June 30.

In addition to the vacation leave described above, compensated absences include the accumulated unused portion of the special annual leave bonuses awarded by the North Carolina General Assembly. The bonus leave balance on December 31 is retained by employees and transferred into the next calendar year. It is not subject to the limitation on annual leave carried forward described above and is not subject to conversion to sick leave.

There is no liability for unpaid accumulated sick leave because the University has no obligation to pay sick leave upon termination or retirement. However, additional service credit for retirement pension benefits is given for accumulated sick leave upon retirement.

L. Net Assets – The University's net assets are classified as follows:

Invested in Capital Assets, Net of Related Debt – This represents the University's total investment in capital assets, net of outstanding debt obligations related to those capital assets. To the extent debt has been incurred but not yet expended for capital assets, such amounts are not included as a component of invested in capital assets, net of related debt.

Restricted Net Assets – Nonexpendable – Nonexpendable restricted net assets include endowments and similar type assets whose use is limited by donors or other outside sources, and, as a condition of the gift, the principal is to be maintained in perpetuity.

Restricted Net Assets – Expendable – Expendable restricted net assets include resources for which the University is legally or contractually obligated to spend in accordance with restrictions imposed by external parties.

Unrestricted Net Assets – Unrestricted net assets include resources derived from student tuition and fees, sales and services, unrestricted gifts, royalties, and interest income.

Restricted and unrestricted resources are tracked using a fund accounting system and are spent in accordance with established fund authorities. Fund authorities provide rules for the fund activity and are separately established for restricted and unrestricted activities. When both restricted and unrestricted funds are available for expenditure, the decision for funding is transactional based within the departmental management system in place at the University. For projects funded by tax-exempt debt proceeds and other sources, the debt proceeds are always used first.

NOTES TO THE FINANCIAL STATEMENTS (CONTINUED)

M. Scholarship Discounts – Student tuition and fees revenues and certain other revenues from University charges are reported net of scholarship discounts in the accompanying Statement of Revenues, Expenses, and Changes in Net Assets. The scholarship discount is the difference between the actual charge for goods and services provided by the University and the amount that is paid by students or by third parties on the students' behalf. Student financial assistance grants, such as Pell grants, and other federal, State, or nongovernmental programs, are recorded as either operating or nonoperating revenues in the accompanying Statement of Revenues, Expenses, and Changes in Net Assets. To the extent that revenues from these programs are used to satisfy tuition, fees, and other charges, the University has recorded a scholarship discount.

N. Revenue and Expense Recognition – The University classifies its revenues and expenses as operating or nonoperating in the accompanying Statement of Revenues, Expenses, and Changes in Net Assets. Operating revenues and expenses generally result from providing services and producing and delivering goods in connection with the University's principal ongoing operations. Operating revenues include activities that have characteristics of exchange transactions, such as (1) student tuition and fees, (2) sales and services of auxiliary enterprises, (3) certain federal, State and local grants and contracts that are essentially contracts for services, and (4) interest earned on loans. Operating expenses are all expense transactions incurred other than those related to capital and noncapital financing or investing activities as defined by GASB Statement No. 9, *Reporting Cash Flows of Proprietary and Nonexpendable Trust Funds and Governmental Entities That Use Proprietary Fund Accounting*.

Nonoperating revenues include activities that have the characteristics of nonexchange transactions. Revenues from nonexchange transactions and State appropriations that represent subsidies or gifts to the University, as well as investment income, are considered nonoperating since these are either investing, capital or noncapital financing activities. Capital contributions are presented separately after nonoperating revenues and expenses.

O. Internal Sales Activities – Certain institutional auxiliary operations provide goods and services to University departments, as well as to its customers. These institutional auxiliary operations include activities such as central stores, printing services, and telecommunications services. In addition, the University has other miscellaneous sales and service units that operated either on a reimbursement or charge basis. All internal sales activities to University departments from auxiliary operations and sales and service units have been eliminated in the accompanying financial

NOTES TO THE FINANCIAL STATEMENTS (CONTINUED)

statements. These eliminations are recorded by removing the revenue and expense in the auxiliary operations and sales and service units and, if significant, allocating any residual balances to those departments receiving the goods and services during the year.

NOTE 2 - DEPOSITS AND INVESTMENTS

- A. Deposits** – Unless specifically exempt, the University is required by *North Carolina General Statute* 147-77 to deposit moneys received with the State Treasurer or with a depository institution in the name of the State Treasurer. In addition, the University of North Carolina Board of Governors, pursuant to G.S. 116-36.1, requires the University to deposit its institutional trust funds, except for funds received for services rendered by health care professionals, with the State Treasurer. Although specifically exempted, the University may voluntarily deposit endowment funds, special funds, revenue bond proceeds, debt service funds, and funds received for services rendered by health care professionals with the State Treasurer. Special funds consist of moneys for intercollegiate athletics and agency funds held directly by the University.

At June 30, 2007, the amount shown on the Statement of Net Assets as cash and cash equivalents includes \$18,196,721.58 which represents the University's equity position in the State Treasurer's Short-Term Investment Fund. The Short-Term Investment Fund (a portfolio within the State Treasurer's Investment Pool, an external investment pool that is not registered with the Securities and Exchange Commission and does not have a credit rating) had a weighted average maturity of 1.6 years as of June 30, 2007. Assets and shares of the Short-Term Investment Fund are valued at amortized cost, which approximates fair value. Deposit and investment risks associated with the State Treasurer's Investment Pool (which includes the State Treasurer's Short-Term Investment Fund) are included in the State of North Carolina's *Comprehensive Annual Financial Report*. An electronic version of this report is available by accessing the North Carolina Office of the State Controller's Internet home page <http://www.ncosc.net/> and clicking on "Financial Reports," or by calling the State Controller's Financial Reporting Section at (919) 981-5454.

Cash on hand at June 30, 2007, was \$12,295.00. The carrying amount of the University's deposits not with the State Treasurer was \$6,138,113.49 and the bank balance was \$6,163,709.40. Custodial credit risk is the risk that in the event of a bank failure, the University's deposits may not be returned to it. The University does not have a deposit policy for custodial credit risk. As of June 30, 2007, endowed investments in the amount of \$6,138,113.49 held by the broker were sold and converted to cash. At

NOTES TO THE FINANCIAL STATEMENTS (CONTINUED)

June 30, 2007, electronic transfer of the cash to UNC Investment Fund, LLC was pending. The investment transfer to UNC Investment Fund, LLC was completed on July 2, 2007.

As of June 30, 2007, the University's bank balance was exposed to custodial credit risk as follows:

Uninsured and Uncollateralized	<u>\$ 6,038,113.49</u>
--------------------------------	------------------------

B. Investments

University – The University is authorized by The University of North Carolina Board of Governors pursuant to G.S. 116-36.2 and Section 600.2.4 of the Policy Manual of the University of North Carolina, to invest its special funds and funds received for services rendered by health care professionals in the same manner as the State Treasurer is required to invest, as discussed below.

G.S. 147-69.1(c), applicable to the State's General Fund, and G.S. 147-69.2, applicable to institutional trust funds, authorize the State Treasurer to invest in the following: obligations of or fully guaranteed by the United States; obligations of certain federal agencies; repurchase agreements; obligations of the State of North Carolina; time deposits of specified institutions; prime quality commercial paper, and asset-backed securities with specified ratings. Also, G.S. 147-69.1(c) authorizes the following: specified bills of exchange or time drafts and corporate bonds and notes with specified ratings. G.S. 147-69.2 authorizes the following: general obligations of other states; general obligations of North Carolina local governments; and obligations of certain entities with specified ratings.

In accordance with the bond resolutions, bond proceeds and debt service funds are invested in obligations that will by their terms mature on or before the date funds are expected to be required for expenditure or withdrawal.

G.S. 116-36(e) provides that the trustees of the Endowment Fund shall be responsible for the prudent investment of the Fund in the exercise of their sound discretion, without regard to any statute or rule of law relating to the investment of funds by fiduciaries but in compliance with any lawful condition placed by the donor upon that part of the Endowment Fund to be invested.

NOTES TO THE FINANCIAL STATEMENTS (CONTINUED)

Investments of various funds may be pooled unless prohibited by statute or by terms of the gift or contract. The University utilizes investment pools to manage investments and distribute investment income.

Investments are subject to the following risks.

Interest Rate Risk: Interest rate risk is the risk the University may face should interest rate variances affect the fair value of investments. The University does not have a formal policy that addresses interest rate risk.

Credit Risk: Credit risk is the risk that an issuer or other counterparty to an investment will not fulfill its obligations. The University does not have a formal policy that addresses credit risk.

Long-Term Investment Pool – During the year the University utilized an internal investment pool for the investment of the endowment funds. Fund ownership was measured using the unitized method. Under this method, each participating fund's investment balance was determined on the basis of the number of units purchased multiplied by the current unit market value. The investment strategy, including the selection of investment managers, was based on the directives of the University's Endowment Board.

In June 2007, the University's Investment Committee decided to liquidate all securities and investments held through the University's brokerage custodian to invest with an investment fund. On June 29, 2007, the securities were sold. The broker wired the proceeds from the sales to the investment fund on July 2, 2007. At June 30, 2007, those investments are shown as non-operating restricted cash in the Statement of Net Assets. At June 30, 2007, there were no investments held in the Long-Term Investment Pool.

Non-Pooled Investments – The fair value of investments of the University's non-pooled investments subject to interest rate risk at June 30, 2007, was \$73,864.20. These investments were held in money market mutual funds with maturities of less than 1 year. The credit rating of the money market mutual funds was Aaa as rated by Moody's Investors Service.

Component Unit – Investments of the University's discretely presented component unit, The University of North Carolina at Asheville Foundation, Inc. (Foundation) are subject to and restricted by G.S. 36B "Uniform Management of Institutional Funds Act" (UMIFA) and any requirements placed on them by contract or donor agreements. Because the Foundation reports under the FASB reporting model, disclosures of the various investment risks are not required.

NOTES TO THE FINANCIAL STATEMENTS (CONTINUED)

The Foundation was invested in equity through a brokerage company in accounts that are managed by an investment management group. During the year ended June 30, 2007, the Foundation liquidated all of these equity funds. The proceeds were to be invested in the membership in the UNC Investment Fund, LLC (a North Carolina non-profit corporation). At June 30, 2007, these proceeds were held in cash through the brokerage company until their transfer to the UNC Investment Fund, LLC in July 2007.

The Foundation's investments stated at fair value at June 30 are summarized as follows:

	2007		
	Cost	Fair Value	Unrealized Gains(Losses)
Membership Interest in UNC Investment Fund LLC	<u>\$ 10,060,898.00</u>	<u>\$ 14,177,967.00</u>	<u>\$ 4,117,069.00</u>

The following schedule summarizes the annual investment return and its classification in the Statement of Activities for the year ended June 30, 2007:

	2007
Interest and Dividends	\$ 198,876.00
Realized Gains (Losses)	495,099.00
Unrealized Gains (Losses)	<u>2,507,487.00</u>
	<u>\$ 3,201,462.00</u>

NOTES TO THE FINANCIAL STATEMENTS (CONTINUED)

NOTE 3 - RECEIVABLES

Receivables at June 30, 2007, were as follows:

	Gross Receivables	Less Allowance for Doubtful Accounts	Net Receivables
Current Receivables:			
Students	\$ 452,798.94	\$ 9,055.98	\$ 443,742.96
Accounts	128,430.35		128,430.35
Intergovernmental	625,744.80		625,744.80
Interest on Loans	46,888.77		46,888.77
Other	22,911.10		22,911.10
Total Current Receivables	<u>\$ 1,276,773.96</u>	<u>\$ 9,055.98</u>	<u>\$ 1,267,717.98</u>
Notes Receivable:			
Notes Receivable - Current:			
Federal Loan Programs	<u>\$ 424,172.38</u>	<u>\$ 68,718.63</u>	<u>\$ 355,453.75</u>
Notes Receivable - Noncurrent:			
Federal Loan Programs	<u>\$ 852,290.25</u>	<u>\$ 142,593.28</u>	<u>\$ 709,696.97</u>

NOTE 4 - CAPITAL ASSETS

A summary of changes in the capital assets for the year ended June 30, 2007, is presented as follows:

	Balance July 1, 2006 (as restated)	Increases	Decreases	Balance June 30, 2007
Capital Assets, Nondepreciable:				
Land	\$ 2,697,703.97	\$ 717,049.00	\$ 0.00	\$ 3,414,752.97
Art, Literature, and Artifacts	501,702.70			501,702.70
Construction in Progress	17,648,340.92	21,940,373.21	13,838,759.00	25,749,955.13
Total Capital Assets, Nondepreciable	<u>20,847,747.59</u>	<u>22,657,422.21</u>	<u>13,838,759.00</u>	<u>29,666,410.80</u>
Capital Assets, Depreciable:				
Buildings	114,938,194.95	13,453,080.50		128,391,275.45
Machinery and Equipment	4,927,034.83	466,136.58	146,118.64	5,247,052.77
Art, Literature, and Artifacts	41,500.00	150,000.00		191,500.00
General Infrastructure	23,463,853.25	392,028.50	6,469.40	23,849,412.35
Total Capital Assets, Depreciable	<u>143,370,583.03</u>	<u>14,461,245.58</u>	<u>152,588.04</u>	<u>157,679,240.57</u>
Less Accumulated Depreciation for:				
Buildings	41,214,319.04	2,062,645.98		43,276,965.02
Machinery and Equipment	3,745,281.30	448,201.47	141,168.64	4,052,314.13
Art, Literature, and Artifacts	32,150.00	19,150.00		51,300.00
General Infrastructure	11,485,018.22	990,827.03	2,587.76	12,473,257.49
Total Accumulated Depreciation	<u>56,476,768.56</u>	<u>3,520,824.48</u>	<u>143,756.40</u>	<u>59,853,836.64</u>
Total Capital Assets, Depreciable, Net	<u>86,893,814.47</u>	<u>10,940,421.10</u>	<u>8,831.64</u>	<u>97,825,403.93</u>
Capital Assets, Net	<u>\$ 107,741,562.06</u>	<u>\$ 33,597,843.31</u>	<u>\$ 13,847,590.64</u>	<u>\$ 127,491,814.73</u>

NOTES TO THE FINANCIAL STATEMENTS (CONTINUED)

NOTE 5 - ACCOUNTS PAYABLE AND ACCRUED LIABILITIES

Accounts payable and accrued liabilities at June 30, 2007, were as follows:

	Amount
Accounts Payable	\$ 3,226,317.61
Accrued Payroll	794,614.57
Contract Retainage	1,363,456.94
Intergovernmental Payables	10,147.77
Total Accounts Payable and Accrued Liabilities	\$ 5,394,536.89

NOTE 6 - LONG-TERM LIABILITIES

A. Changes in Long-Term Liabilities – A summary of changes in the long-term liabilities for the year ended June 30, 2007, is presented as follows:

	Balance July 1, 2006	Additions	Reductions	Balance June 30, 2007	Current Portion
Revenue Bonds Payable	\$ 26,010,000.00	\$ 0.00	\$ 1,515,000.00	\$ 24,495,000.00	\$ 1,570,000.00
Plus Premium	605,656.49		28,840.79	576,815.70	
Total Bonds Payable	26,615,656.49		1,543,840.79	25,071,815.70	1,570,000.00
Compensated Absences	2,574,807.00	1,584,659.00	1,520,647.00	2,638,819.00	322,189.00
Total Long-Term Liabilities	\$ 29,190,463.49	\$ 1,584,659.00	\$ 3,064,487.79	\$ 27,710,634.70	\$ 1,892,189.00

NOTES TO THE FINANCIAL STATEMENTS (CONTINUED)

B. Revenue Bonds Payable – The University was indebted for revenue bonds payable for the purposes shown in the following table:

Purpose	Series	Interest Rate/ Ranges	Final Maturity Date	Original Amount of Issue	Principal Paid Through June 30, 2007	Principal Outstanding June 30, 2007
<i>Dormitory and Dining System</i>						
UNCA System Pool Revenue Bonds (A)	1998	3.62	10/01/2008	\$ 2,580,000.00	\$ 1,990,000.00	\$ 590,000.00
UNCA Issued Revenue Bonds	2002	2.5-5.0	06/01/2027	18,900,000.00	2,825,000.00	16,075,000.00
UNCA System Pool Revenue Bonds (B)	2005	3.0-5.25	04/01/2023	7,575,000.00	70,000.00	7,505,000.00
Total Dormitory and Dining System				29,055,000.00	4,885,000.00	24,170,000.00
<i>Parking System</i>						
UNCA System Pool Revenue Bonds (C)	2000	5.0-5.5	10/01/2010	705,000.00	380,000.00	325,000.00
Total Bonds Payable (principal only)				\$ 29,760,000.00	\$ 5,265,000.00	24,495,000.00
Plus: Unamortized Premium						576,815.70
Total Bonds Payable						\$ 25,071,815.70

(A) The University of North Carolina System Pool Revenue Bonds, Series 1998A

(B) The University of North Carolina System Pool Revenue Bonds, Series 2005

(C) The University of North Carolina System Pool Revenue Bonds, Series 2000

* For variable rate debt, interest rates in effect at June 30, 2007 are included.

C. Demand Bonds – Included in bonds payable are several variable rate demand bond issues. Demand bonds are securities that contain a “put” feature that allows bondholders to demand payment before the maturity of the debt upon proper notice to the University’s remarketing or paying agents.

With regards to the following demand bonds, the University has not entered into legal agreements, which would convert the demand bonds not successfully remarketed into another form of long-term debt.

The University of North Carolina System Variable Rate Demand Pool Revenue Bonds, Series 1998A: In 1998, the Board of Governors of the University of North Carolina issued variable rate demand bonds in a system-wide financing arrangement for the benefit of its constituent universities. Through this system-wide financing, the University issued debt in the amount of \$2,580,000.00 with a final maturity date of October 1, 2008. These bonds are subject to mandatory sinking fund redemption that began on October 1, 1999. The University’s proceeds from this issuance were used to construct a 200 car parking structure adjacent to the housing structures as part of the housing system. While bearing interest at a weekly rate, these bonds are subject to purchase on demand with seven days’ notice and delivery to the bond paying agent, The Bank of New York. Upon notice from the bond paying agent, the

NOTES TO THE FINANCIAL STATEMENTS (CONTINUED)

remarketing agent, Salomon Smith Barney, Inc., has agreed to exercise its best efforts to remarket the bonds for which a notice of purchase has been received.

Under a Standby Bond Purchase Agreement (Agreement) between the Board of Governors of the University of North Carolina and NationsBank, N.A. (now part of Bank of America, N.A.), a Liquidity Facility has been established for the Trustee (The Bank of New York) to draw amounts sufficient to pay the purchase price and accrued interest on bonds delivered for purchase when remarketing proceeds or other funds are not available. This Agreement requires a standby fee equal to 0.13% of the available commitment, payable semiannually in advance, beginning on November 3, 1998, and on each May 1 and November 1 thereafter until the expiration date or the termination date of the Agreement.

Under the Agreement, any bonds purchased through the Liquidity Facility become Liquidity Provider Bonds and shall, from the date of such purchase and while they are Liquidity Provider Bonds, bear interest at the Liquidity Provider Rate (LIBOR plus one percent (1%).) LIBOR is the average of rates per annum for deposits to major money center banks in the London interbank market. Upon remarketing of Liquidity Provider Bonds and the receipt of the sales price by the Liquidity Provider, such bonds are no longer considered Liquidity Provider Bonds. Payment of the interest on the Liquidity Provider Bonds is due the first business day of each month in which Liquidity Provider Bonds are outstanding. At June 30, 2007, there were no Liquidity Provider Bonds held by the Liquidity Facility.

Upon expiration or termination of the Agreement, the University is required to redeem (purchase) the Liquidity Provider Bonds held by the Liquidity Facility in 60 equal monthly installments, beginning the first business day that is at least 180 days following such expiration date or termination date along with accrued interest at the Liquidity Provider Rate.

Amounts due under this Standby Bond Purchase Agreement are allocated by the Trustee directly to and paid by the constituent universities participating in the system-wide bond issuance.

NOTES TO THE FINANCIAL STATEMENTS (CONTINUED)

D. Annual Requirements – The annual requirements to pay principal and interest on the long-term obligations at June 30, 2007, are as follows:

<u>Fiscal Year</u>	<u>Annual Requirements</u>	
	<u>Bonds Payable</u>	
	<u>Principal</u>	<u>Interest</u>
2008	\$ 1,570,000.00	\$ 1,137,231.05
2009	1,645,000.00	1,077,013.55
2010	1,485,000.00	1,016,364.05
2011	1,555,000.00	952,774.45
2012	1,540,000.00	882,672.90
2013-2017	6,905,000.00	3,461,019.10
2018-2022	5,735,000.00	1,803,981.50
2023-2027	4,060,000.00	572,448.80
Total Requirements	<u>\$ 24,495,000.00</u>	<u>\$ 10,903,505.40</u>

Interest on the variable rate 1998A revenue bonds is calculated at 3.62% at June 30, 2007

NOTE 7 - LEASE OBLIGATIONS

The University entered into operating leases for digital printers/copiers, mailroom equipment, wireless equipment, servers, and NC Arboretum land leases. Future minimum lease payments under noncancelable operating leases consist of the following at June 30, 2007:

<u>Fiscal Year</u>	<u>Amount</u>
2008	\$ 151,679.36
2009	129,657.60
2010	86,994.23
2011	44,175.84
2012	16,725.28
2013-2017	15,000.00
Total Minimum Lease Payments	<u>\$ 444,232.31</u>

Rental expense for all operating leases during the year was \$283,506.35.

NOTES TO THE FINANCIAL STATEMENTS (CONTINUED)

NOTE 8 - REVENUES

A summary of eliminations and allowances by revenue classification and revenues pledged as security for revenue bonds is presented as follows:

	Gross Revenues	Internal Sales Eliminations	Less Scholarship Discounts	Less Allowance for Uncollectibles	Net Revenues	Revenues Pledged as Security for Debt
Operating Revenues:						
Student Tuition and Fees	\$ 18,052,282.09	\$ 0.00	\$ 1,892,966.03	\$ 2,076.47	\$ 16,157,239.59	\$ 807,861.98 (A)
Sales and Services:						
Sales and Services of Auxiliary Enterprises:						
Residential Life	\$ 3,823,361.02	\$ 10,491.35	\$ 406,277.38	\$ 0.00	\$ 3,406,592.29	\$ 3,406,680.32 (A)
Dining	2,810,113.41		307,197.80		2,502,915.61	2,502,915.61 (A)
Student Union Services	63,103.35	2,825.00			60,278.35	
Health, Physical Education, and Recreation Services	116,219.74				116,219.74	
Bookstore	2,162,901.88	52,365.53			2,110,536.35	
Parking	853,566.76	345.00	33,786.75		819,435.01	408,292.52 (B)
Athletic	617,692.47				617,692.47	
Other	648,787.24	532,892.75			115,894.49	
Sales and Services of Education and Related Activities	676,051.80	257,970.83			418,080.97	
Total Sales and Services	\$ 11,771,797.67	\$ 856,890.46	\$ 747,261.93	\$ 0.00	\$ 10,167,645.28	\$ 6,317,888.45

Revenue Bonds Secured by Pledged Revenues:

(A) Dormitory and Dining Hall System Revenue Bonds

(B) Parking System Revenue Bonds

NOTE 9 - OPERATING EXPENSES BY FUNCTION

The University's operating expenses by functional classification are presented as follows:

	Salaries and Benefits	Supplies and Materials	Services	Scholarships and Fellowships	Utilities	Depreciation	Total
Instruction	\$ 19,119,239.00	\$ 1,416,748.22	\$ 2,257,062.56	\$ 4,571.37	\$ 0.00	\$ 0.00	\$ 22,797,621.15
Research	491,524.70	91,893.19	194,301.56	3,600.00			781,319.45
Public Service	3,976,331.30	706,183.62	1,028,621.50	21,010.95	113,815.40		5,845,962.77
Academic Support	2,928,200.28	847,350.25	236,665.55				4,012,216.08
Student Services	2,285,665.40	143,766.63	895,751.65	5,690.44			3,330,874.12
Institutional Support	5,905,973.19	296,906.87	1,231,716.64	17,556.00			7,452,152.70
Operations and Maintenance of Plant	4,800,474.15	2,637,953.67	334,517.29		1,397,873.07		9,170,818.18
Student Financial Aid		135.01	6,600.40	2,727,637.45			2,734,372.86
Auxiliary Enterprises	3,990,009.29	3,143,475.58	3,821,838.60	28,116.89	647,843.40		11,631,283.76
Depreciation						3,520,824.48	3,520,824.48
Total Operating Expenses	\$ 43,497,417.31	\$ 9,284,413.04	\$ 10,007,075.75	\$ 2,808,183.10	\$ 2,159,531.87	\$ 3,520,824.48	\$ 71,277,445.55

NOTE 10 - PENSION PLANS

A. Retirement Plans - Each permanent full-time employee, as a condition of employment, is a member of either the Teachers' and State Employees' Retirement System or the Optional Retirement Program. Eligible

NOTES TO THE FINANCIAL STATEMENTS (CONTINUED)

employees can elect to participate in the Optional Retirement Program at the time of employment, otherwise they are automatically enrolled in the Teachers' and State Employees' Retirement System.

The Teachers' and State Employees' Retirement System is a cost sharing multiple-employer defined benefit pension plan established by the State to provide pension benefits for employees of the State, its component units and local boards of education. The plan is administered by the North Carolina State Treasurer.

Benefit and contribution provisions for the Teachers' and State Employees' Retirement System are established by *North Carolina General Statutes* 135-5 and 135-8 and may be amended only by the North Carolina General Assembly. Employer and member contribution rates are set each year by the North Carolina General Assembly based on annual actuarial valuations. For the year ended June 30, 2007, these rates were set at 2.66% of covered payroll for employers and 6% of covered payroll for members.

For the year ended June 30, 2007, the University had a total payroll of \$35,046,079.83, of which \$16,866,086.27 was covered under the Teachers' and State Employees' Retirement System. Total employee and employer contributions for pension benefits for the year were \$1,011,965.18 and \$448,637.89, respectively. The University made 100% of its annual required contributions for the years ended June 30, 2007, 2006, and 2005, which were \$448,637.89, \$366,983.16, and \$320,828.16, respectively.

The Teachers' and State Employees' Retirement System's financial information is included in the State of North Carolina's *Comprehensive Annual Financial Report*. An electronic version of this report is available by accessing the North Carolina Office of the State Controller's Internet home page <http://www.ncosc.net/> and clicking on "Financial Reports," or by calling the State Controller's Financial Reporting Section at (919) 981-5454.

The Optional Retirement Program (Program) is a defined contribution retirement plan that provides retirement benefits with options for payments to beneficiaries in the event of the participant's death. Administrators and eligible faculty of the University may join the Program instead of the Teachers' and State Employees' Retirement System. The Board of Governors of The University of North Carolina is responsible for the administration of the Program and designates the companies authorized to offer investment products. The Board has authorized the following carriers: Teachers' Insurance and Annuity Association - College Retirement Equities Fund (TIAA-CREF), Lincoln

NOTES TO THE FINANCIAL STATEMENTS (CONTINUED)

Life Insurance Company, Variable Annuity Life Insurance Company (VALIC), and Fidelity Investments. Participants may elect to allocate their contributions and the University contributions to the carrier of their choice. Each carrier offers a variety of investment funds, including both fixed and variable account investment options and mutual funds.

Participants in the Program are immediately vested in the value of employee contributions. The value of employer contributions is vested after five years of participation in the Program. Participants become eligible to receive distributions when they terminate employment or retire.

Participant eligibility and contributory requirements are established by General Statute 135-5.1. Employer and member contribution rates are set each year by the North Carolina General Assembly. For the year ended June 30, 2007, these rates were set at 6.84% of covered payroll for employers and 6% of covered payroll for members. The University assumes no liability other than its contribution.

For the year ended June 30, 2007, the University had a total payroll of \$35,046,079.83, of which \$14,320,250.54 was covered under the Optional Retirement Program. Total employee and employer contributions for pension benefits for the year were \$859,215.03 and \$979,505.14, respectively.

- B. Deferred Compensation and Supplemental Retirement Income Plans** – IRC Section 457 Plan – The State of North Carolina offers its permanent employees a deferred compensation plan created in accordance with Internal Revenue Code Section 457 through the North Carolina Public Employee Deferred Compensation Plan (the Plan). The Plan permits each participating employee to defer a portion of his or her salary until future years. The deferred compensation is available to employees upon separation from service, death, disability, retirement, or financial hardships if approved by the Board of Trustees of the Plan. The Board, a part of the North Carolina Department of Administration, maintains a separate fund for the exclusive benefit of the participating employees and their beneficiaries, *the North Carolina Public Employee Deferred Compensation Trust Fund*. The Board also contracts with an external third party to perform certain administrative requirements and to manage the trust fund's assets. All costs of administering and funding the Plan are the responsibility of the Plan participants. No costs are incurred by the University. The voluntary contributions by employees amounted to \$179,047.28 for the year ended June 30, 2007.

IRC Section 401(k) Plan – All members of the Teachers' and State Employees' Retirement System and the Optional Retirement Program are eligible to enroll in the Supplemental Retirement Income Plan, a defined

NOTES TO THE FINANCIAL STATEMENTS (CONTINUED)

contribution plan, created under Internal Revenue Code Section 401(k). All costs of administering the Plan are the responsibility of the Plan participants. No costs are incurred by the University except for a 5% employer contribution for the University's law enforcement officers, which is mandated under General Statute 143-166.30(e). Total employer contributions on behalf of University law enforcement officers for the year ended June 30, 2007, were \$63,393.77. The voluntary contributions by employees amounted to \$343,462.00 for the year ended June 30, 2007.

IRC Section 403(b) and 403(b)(7) Plans – Eligible University employees can participate in tax sheltered annuity plans created under Internal Revenue Code Sections 403(b) and 403(b)(7). The employee's eligible contributions, made through salary reduction agreements, are exempt from federal and State income taxes until the annuity is received or the contributions are withdrawn. These plans are exclusively for employees of universities and certain charitable and other nonprofit institutions. All costs of administering and funding these plans are the responsibility of the Plan participants. No costs are incurred by the University. The voluntary contributions by employees amounted to \$439,045.26 for the year ended June 30, 2007.

NOTE 11 - OTHER POSTEMPLOYMENT BENEFITS

- A. Health Care for Long-Term Disability Beneficiaries and Retirees –** The University participates in State-administered programs that provide postemployment health insurance to eligible former employees. Eligible former employees include long-term disability beneficiaries of the Disability Income Plan of North Carolina and retirees of the Teachers' and State Employees' Retirement System or the Optional Retirement Program. These benefits were established by Chapter 135, Article 3, Part 3, of the General Statutes and may be amended only by the North Carolina General Assembly. Funding for the health care benefit for long-term disability beneficiaries and retirees is financed on a pay-as-you-go basis. The University contributed 3.8% of the covered payroll under the Teachers' and State Employees' Retirement System and the Optional Retirement Program for these health care benefits. For the fiscal year ended June 30, 2007, the University's total contribution to the Plan was \$1,185,080.80. The University assumes no liability for retiree health care benefits provided by the programs other than its required contribution. Additional detailed information about these programs can be located in the State of North Carolina's *Comprehensive Annual Financial Report*.
- B. Long Term Disability –** The University participates in the Disability Income Plan of North Carolina (DIPNC). Established by Chapter 135, Article 6, of the General Statutes, DIPNC provides short-term and long-

NOTES TO THE FINANCIAL STATEMENTS (CONTINUED)

term disability benefits to eligible members of the Teachers' and State Employees' Retirement System and the Optional Retirement Program. Long-term disability income benefits are advance funded on an actuarially determined basis using the one-year term cost method. The University contributes .52% of covered payroll under the Teachers' and State Employees' Retirement System and the Optional Retirement Program to the DIPNC. For the year ended June 30, 2007, the University's total contribution to the DIPNC was \$162,168.95. The University assumes no liability for long-term disability benefits under the Plan other than its contribution. Additional detailed information about the DIPNC is disclosed in the State of North Carolina's *Comprehensive Annual Financial Report*.

NOTE 12 - RISK MANAGEMENT

The University is exposed to various risks of loss related to torts; theft of, damage to and destruction of assets; errors and omissions; injuries to employees; and natural disasters. These exposures to loss are handled via a combination of methods, including participation in State-administered insurance programs, purchase of commercial insurance, and self-retention of certain risks. There have been no significant reductions in insurance coverage from the previous year and settled claims have not exceeded coverage in any of the past three fiscal years.

Tort claims of up to \$500,000 are self-insured under the authority of the State Tort Claims Act. In addition, the State provides excess public officers' and employees' liability insurance up to \$5,000,000 via contract with a private insurance company. The University pays the premium, based on a composite rate, directly to the private insurer.

The University is required to maintain fire and lightning coverage on all State-owned buildings and contents through the State Property Fire Insurance Fund (Fund), an internal service fund of the State. Such coverage is provided at no cost to the University for operations supported by the State's General Fund. Other operations not supported by the State's General Fund are charged for the coverage. Losses covered by the Fund are subject to a \$500 per occurrence deductible. The University also purchased through the Fund, extended coverage for boiler and machinery components, and fine arts coverage for artwork.

All State-owned vehicles are covered by liability insurance through a private insurance company and handled by the North Carolina Department of Insurance. The liability limits for losses occurring in-State are \$500,000 per claim and \$5,000,000 per occurrence and out-of-State are \$1,000,000 per claim

NOTES TO THE FINANCIAL STATEMENTS (CONTINUED)

and \$5,000,000 per occurrence. The University pays premiums to the North Carolina Department of Insurance for the coverage.

The University is protected for losses from employee dishonesty and computer fraud. This coverage is with a private insurance company and is handled by the North Carolina Department of Insurance. Universities are charged a premium by the private insurance company. Coverage limit is \$5,000,000 per occurrence with a \$75,000 deductible and a 10% participation in each loss above the deductible.

University employees and retirees are provided comprehensive major medical care benefits. Coverage is funded by contributions to the State Health Plan (Plan), a pension and other employee benefit trust fund of the State of North Carolina. The Plan has contracted with third parties to process claims.

The North Carolina Workers' Compensation Program provides benefits to workers injured on the job. All employees of the State and its component units are included in the program. When an employee is injured, the University's primary responsibility is to arrange for and provide the necessary treatment for work related injury. The University is responsible for paying medical benefits and compensation in accordance with the North Carolina Workers' Compensation Act. The University is self-insured for workers' compensation.

Term life insurance (death benefits) of \$25,000 to \$50,000 is provided to eligible workers. This Death Benefit Plan is administered by the State Treasurer and funded via employer contributions. The employer contribution rate was .16% for the current fiscal year.

Additional details on the State-administered risk management programs are disclosed in the State's *Comprehensive Annual Financial Report*, issued by the Office of the State Controller.

NOTE 13 - COMMITMENTS AND CONTINGENCIES

- A. Commitments** - The University has established an encumbrance system to track its outstanding commitments on construction projects and other purchases. Outstanding commitments on construction contracts and construction related purchases were \$10,435,027.36 and on other purchases were \$1,307,413.72 at June 30, 2007.
- B. Pending Litigation and Claims** - The NC School Boards Association, et. al. filed a civil action against various State officials in their official capacity seeking a judicial determination as to whether the State Constitution requires certain monetary payments collected by State agencies to be paid to the local county school funds rather than statutorily

NOTES TO THE FINANCIAL STATEMENTS (CONCLUDED)

designated recipients. In part, this civil action includes a determination of whether monetary payments collected pursuant to statutory authority by the University for violations of parking traffic regulations and library fines are “civil penalties” which the State Constitution requires to be paid to the school fund in the county where they are collected. On July 1, 2005, the NC Supreme Court held in favor of the school boards with regard to parking fines and held in favor of the University with regards to library fines. The matter has been remanded back to the trial court for disposition in accordance with the Supreme Court’s decision. At issue are transportation fines in the amount of \$833,366.00 for the period of December 1995 to June 30, 2005.

The University is a party to other litigation and claims in the ordinary course of its operations. Since it is not possible to predict the ultimate outcome of these matters, no provision for any liability has been made in the financial statements. University management is of the opinion that the liability, if any, for any of these matters will not have a material adverse effect on the financial position of the University.

NOTE 14 - RELATED PARTIES

In addition to the Foundation discretely presented in the University’s financial statements, there are entities in existence to support individual programs of the University. These include the North Carolina Arboretum Society, Inc., The Center for Craft, Creativity, and Design Foundation, Inc. and the University Botanical Gardens at Asheville, Inc. (all are 501(c)(3) organizations). The support provided to the University from these Foundations is not considered material for the year ended June 30, 2007. Further information, including audit reports, may be obtained directly from these entities.

NOTE 15 - NET ASSETS RESTATEMENT

As of July 1, 2006, net assets as previously reported was restated as follows:

	Amount
July 1, 2006, Net Assets as Previously Reported	\$ 98,936,483.56
Adjustment for Unrecorded Donation of Land	182,000.00
Adjustment for Unrecorded Equipment	57,360.00
July 1, 2006, Net Assets as Restated	<u><u>\$ 99,175,843.56</u></u>



Leslie W. Merritt, Jr., CPA, CFP
State Auditor

STATE OF NORTH CAROLINA
Office of the State Auditor

2 S. Salisbury Street
20601 Mail Service Center
Raleigh, NC 27699-0601
Telephone: (919) 807-7500
Fax: (919) 807-7647
Internet
<http://www.ncauditor.net>

**INDEPENDENT AUDITOR'S REPORT
ON INTERNAL CONTROL OVER FINANCIAL REPORTING
AND ON COMPLIANCE AND OTHER MATTERS BASED ON AN
AUDIT OF FINANCIAL STATEMENTS PERFORMED IN ACCORDANCE WITH
GOVERNMENT AUDITING STANDARDS**

Board of Trustees
The University of North Carolina at Asheville
Asheville, North Carolina

We have audited the financial statements of The University of North Carolina at Asheville, a constituent institution of the multi-campus University of North Carolina System, which is a component unit of the State of North Carolina, and its discretely presented component unit, as of and for the year ended June 30, 2007, which collectively comprise the University's basic financial statements and have issued our report thereon dated May 2, 2008. Our report was modified to include a reference to other auditors.

We conducted our audit in accordance with auditing standards generally accepted in the United States of America and the standards applicable to financial audits contained in *Government Auditing Standards*, issued by the Comptroller General of the United States. Other auditors audited the financial statements of the discretely presented component unit, as described in our report on the University's financial statements. The financial statements of the discretely presented component unit were not audited in accordance with *Government Auditing Standards*.

Internal Control Over Financial Reporting

In planning and performing our audit, we considered the University's internal control over financial reporting as a basis for designing our auditing procedures for the purpose of expressing our opinion on the financial statements, but not for the purpose of expressing an opinion on the effectiveness of the University's internal control over financial reporting. Accordingly, we do not express an opinion on the effectiveness of the University's internal control over financial reporting.

Our consideration of internal control over financial reporting was for the limited purpose described in the preceding paragraph and would not necessarily identify all deficiencies in internal control over financial reporting that might be significant deficiencies or material weaknesses. However, as discussed below, we identified a deficiency in internal control over financial reporting that we consider to be a significant deficiency.

A control deficiency exists when the design or operation of a control does not allow management or employees, in the normal course of performing their assigned functions, to prevent or detect

**INDEPENDENT AUDITOR'S REPORT
ON INTERNAL CONTROL OVER FINANCIAL REPORTING
AND ON COMPLIANCE AND OTHER MATTERS BASED ON AN
AUDIT OF FINANCIAL STATEMENTS PERFORMED IN ACCORDANCE WITH
GOVERNMENT AUDITING STANDARDS (CONCLUDED)**

misstatements on a timely basis. A significant deficiency is a control deficiency, or combination of control deficiencies, that adversely affects the University's ability to initiate, authorize, record, process, or report financial data reliably in accordance with generally accepted accounting principles such that there is more than a remote likelihood that a misstatement of the University's financial statements that is more than inconsequential will not be prevented or detected by the University's internal control. We consider the deficiency described in the finding in the Audit Findings and Responses section of this report to be a significant deficiency in internal control over financial reporting.

A material weakness is a significant deficiency, or combination of significant deficiencies, that results in more than a remote likelihood that a material misstatement of the financial statements will not be prevented or detected by the University's internal control.

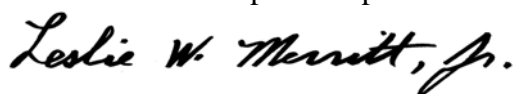
Our consideration of the internal control over financial reporting was for the limited purpose described in the first paragraph of this section and would not necessarily identify all deficiencies in the internal control that might be significant deficiencies and, accordingly, would not necessarily disclose all significant deficiencies that are also considered to be material weaknesses. However, in regard to the significant deficiency described above, we do not consider the finding to be a material weakness.

Compliance and Other Matters

As part of obtaining reasonable assurance about whether the University's financial statements are free of material misstatement, we performed tests of its compliance with certain provisions of laws, regulations, contracts, and grant agreements, noncompliance with which could have a direct and material effect on the determination of financial statement amounts. However, providing an opinion on compliance with those provisions was not an objective of our audit, and accordingly, we do not express such an opinion. The results of our tests disclosed no instances of noncompliance or other matters that are required to be reported under *Government Auditing Standards*.

The University's response to the finding identified in our audit is included in the Audit Findings and Responses section of this report. We did not audit the University's response and, accordingly, we express no opinion on it.

This report is intended solely for the information and use of management of the University, the Board of Governors, the Board of Trustees, the Audit Committee, the Governor, the General Assembly, and the State Controller, and is not intended to be and should not be used by anyone other than these specified parties.



Leslie W. Merritt, Jr., CPA, CFP
State Auditor

May 2, 2008

AUDIT FINDINGS AND RESPONSES

Matters Related to Financial Reporting

The following audit finding was identified during the current audit and describes conditions that represent a significant deficiency in internal control.

INAPPROPRIATE INFORMATION SYSTEM ACCESS

The University did not maintain adequate internal control over access to its computer systems and data. This increases the risk of error or fraud.

We identified one computer programmer with access to computer programs used in production, as well as the ability to access and change data files. The ability to change programs should be segregated from responsibility for moving programs into production to prevent unauthorized changes. Also, access to data files should be limited to the greatest extent possible.

We also identified seven accounting and academic related personnel with access rights that were inconsistent with their job duties. Personnel should only be granted the minimum access rights needed to perform their job.

Recommendation: The University should carefully evaluate access over computer systems and data access to ensure proper segregation of duties and to improve internal control.

University Response: Management agrees with this finding and has corrected the inappropriate information system access.

[This Page Left Blank Intentionally]

ORDERING INFORMATION

Audit reports issued by the Office of the State Auditor can be obtained from the web site at www.ncauditor.net. Also, parties may register on the web site to receive automatic email notification whenever reports of interest are issued. Otherwise, copies of audit reports may be obtained by contacting the:

Office of the State Auditor
State of North Carolina
2 South Salisbury Street
20601 Mail Service Center
Raleigh, North Carolina 27699-0601

Telephone: 919/807-7500

Facsimile: 919/807-7647