

# STATE OF NORTH CAROLINA


OFFICE OF THE STATE AUDITOR  
BETH A. WOOD, CPA



## PITT COMMUNITY COLLEGE

WINTERVILLE, NORTH CAROLINA  
FINANCIAL STATEMENT AUDIT REPORT  
FOR THE YEAR ENDED JUNE 30, 2021

A COMPONENT UNIT OF THE STATE OF NORTH CAROLINA



**NCOSA**  
The Taxpayers' Watchdog

STATE OF NORTH CAROLINA  
**Office of the State Auditor**



**Beth A. Wood, CPA**  
State Auditor

2 S. Salisbury Street  
20601 Mail Service Center  
Raleigh, NC 27699-0600  
Telephone: (919) 807-7500  
Fax: (919) 807-7647  
<https://www.auditor.nc.gov>

## AUDITOR'S TRANSMITTAL

---

The Honorable Roy Cooper, Governor  
The General Assembly of North Carolina  
Board of Trustees, Pitt Community College

We have completed a financial statement audit of Pitt Community College for the year ended June 30, 2021, and our audit results are included in this report. You will note from the independent auditor's report that we determined that the financial statements are presented fairly in all material respects.

The results of our tests disclosed no deficiencies in internal control over financial reporting that we consider to be material weaknesses in relation to our audit scope or any instances of noncompliance or other matters that are required to be reported under *Government Auditing Standards*.

*North Carolina General Statutes* require the State Auditor to make audit reports available to the public. Copies of audit reports issued by the Office of the State Auditor may be obtained through one of the options listed in the back of this report.

A handwritten signature in cursive script that reads "Beth A. Wood".

Beth A. Wood, CPA  
State Auditor



**Beth A. Wood, CPA**  
**State Auditor**

# TABLE OF CONTENTS

	PAGE
INDEPENDENT AUDITOR'S REPORT .....	1
MANAGEMENT'S DISCUSSION AND ANALYSIS .....	4
BASIC FINANCIAL STATEMENTS	
EXHIBITS	
COLLEGE:	
A-1 STATEMENT OF NET POSITION .....	11
A-2 STATEMENT OF REVENUES, EXPENSES, AND CHANGES IN NET POSITION .....	13
A-3 STATEMENT OF CASH FLOWS.....	14
DISCRETELY PRESENTED COMPONENT UNIT:	
B-1 STATEMENT OF FINANCIAL POSITION .....	16
B-2 STATEMENT OF ACTIVITIES .....	17
NOTES TO THE FINANCIAL STATEMENTS .....	18
REQUIRED SUPPLEMENTARY INFORMATION	
C-1 SCHEDULE OF THE PROPORTIONATE SHARE OF THE NET PENSION LIABILITY (COST-SHARING, MULTIPLE-EMPLOYER, DEFINED BENEFIT PENSION PLAN) .....	49
C-2 SCHEDULE OF COLLEGE CONTRIBUTIONS (COST-SHARING, MULTIPLE-EMPLOYER, DEFINED BENEFIT PENSION PLAN) .....	50
NOTES TO REQUIRED SUPPLEMENTARY INFORMATION (COST-SHARING, MULTIPLE-EMPLOYER, DEFINED BENEFIT PENSION PLAN).....	51
C-3 SCHEDULE OF THE PROPORTIONATE SHARE OF THE NET OPEB LIABILITY OR ASSET (COST-SHARING, MULTIPLE-EMPLOYER, DEFINED BENEFIT OPEB PLANS) .....	52
C-4 SCHEDULE OF COLLEGE CONTRIBUTIONS (COST-SHARING, MULTIPLE-EMPLOYER, DEFINED BENEFIT OPEB PLANS) .....	53
NOTES TO REQUIRED SUPPLEMENTARY INFORMATION (COST-SHARING, MULTIPLE-EMPLOYER, DEFINED BENEFIT OPEB PLANS) .....	54
INDEPENDENT AUDITOR'S REPORT ON INTERNAL CONTROL OVER FINANCIAL REPORTING AND ON COMPLIANCE AND OTHER MATTERS BASED ON AN AUDIT OF FINANCIAL STATEMENTS PERFORMED IN ACCORDANCE WITH <i>GOVERNMENT AUDITING STANDARDS</i> .....	55
ORDERING INFORMATION .....	57



# **INDEPENDENT AUDITOR'S REPORT**

STATE OF NORTH CAROLINA  
**Office of the State Auditor**



**Beth A. Wood, CPA**  
State Auditor

2 S. Salisbury Street  
20601 Mail Service Center  
Raleigh, NC 27699-0600  
Telephone: (919) 807-7500  
Fax: (919) 807-7647  
<https://www.auditor.nc.gov>

## **INDEPENDENT AUDITOR'S REPORT**

---

Board of Trustees  
Pitt Community College  
Winterville, North Carolina

### **Report on the Audit of the Financial Statements**

#### *Opinions*

We have audited the financial statements of Pitt Community College (College), a component unit of the State of North Carolina, and its discretely presented component unit, as of and for the year ended June 30, 2021, and the related notes to the financial statements, which collectively comprise the College's basic financial statements as listed in the table of contents.

In our opinion, based on our audit and the report of the other auditors, the accompanying financial statements present fairly, in all material respects, the respective financial position of Pitt Community College, and its discretely presented component unit, as of June 30, 2021, and the respective changes in financial position and, where applicable, cash flows for the year then ended in accordance with accounting principles generally accepted in the United States of America.

We did not audit the financial statements of Pitt Community College, Foundation Inc., the College's discretely presented component unit. Those financial statements were audited by other auditors, whose report thereon has been furnished to us, and our opinions, insofar as they relate to the amounts included for Pitt Community College, Foundation Inc., are based solely on the report of the other auditors.

#### *Basis for Opinions*

We conducted our audit in accordance with auditing standards generally accepted in the United States of America (GAAS) and the standards applicable to financial audits contained in *Government Auditing Standards* (GAGAS), issued by the Comptroller General of the United States. Our responsibilities under those standards are further described in the Auditor's Responsibilities for the Audit of the Financial Statements section of our report. We are required to be independent of the College and to meet our other ethical responsibilities, in accordance with the relevant ethical requirements relating to our audit. We believe that the audit evidence we have obtained is sufficient and appropriate to provide a basis for our audit opinions.

### *Emphasis of Matter*

As discussed in Note 16 to the financial statements, during the year ended June 30, 2021, Pitt Community College adopted new accounting guidance, Governmental Accounting Standards Board (GASB) Statement No. 84, *Fiduciary Activities*, as amended by GASB Statement No. 97, *Certain Component Unit Criteria, and Accounting and Reporting for Internal Revenue Code Section 457 Deferred Compensation Plans*. Our opinions are not modified with respect to this matter.

### *Responsibilities of Management for the Financial Statements*

The College's management is responsible for the preparation and fair presentation of the financial statements in accordance with accounting principles generally accepted in the United States of America, and for the design, implementation, and maintenance of internal control relevant to the preparation and fair presentation of financial statements that are free from material misstatement, whether due to fraud or error.

In preparing the financial statements, management is required to evaluate whether there are conditions or events, considered in the aggregate, that raise substantial doubt about the College's ability to continue as a going concern for one year after the date that the financial statements are issued.

### *Auditor's Responsibilities for the Audit of the Financial Statements*

Our objectives are to obtain reasonable assurance about whether the financial statements as a whole are free from material misstatement, whether due to fraud or error, and to issue an auditor's report that includes our opinions. Reasonable assurance is a high level of assurance but is not absolute assurance and therefore is not a guarantee that an audit conducted in accordance with GAAS and GAGAS will always detect a material misstatement when it exists. The risk of not detecting a material misstatement resulting from fraud is higher than for one resulting from error, as fraud may involve collusion, forgery, intentional omissions, misrepresentations, or the override of internal control. Misstatements are considered material if there is a substantial likelihood that, individually or in the aggregate, they would influence the judgment made by a reasonable user based on the financial statements.

In performing an audit in accordance with GAAS and GAGAS, we:

- Exercise professional judgment and maintain professional skepticism throughout the audit.
- Identify and assess the risks of material misstatement of the financial statements, whether due to fraud or error, and design and perform audit procedures responsive to those risks. Such procedures include examining, on a test basis, evidence regarding the amounts and disclosures in the financial statements.
- Obtain an understanding of internal control relevant to the audit in order to design audit procedures that are appropriate in the circumstances, but not for the purpose of expressing an opinion on the effectiveness of the College's internal control. Accordingly, no such opinion is expressed.

- Evaluate the appropriateness of accounting policies used and the reasonableness of significant accounting estimates made by management, as well as evaluate the overall presentation of the financial statements.
- Conclude whether, in our judgment, there are conditions or events, considered in the aggregate, that raise substantial doubt about the College's ability to continue as a going concern for a reasonable period of time.

We are required to communicate with those charged with governance regarding, among other matters, the planned scope and timing of the audit, significant audit findings, and certain internal control-related matters that we identified during the audit.

#### *Required Supplementary Information*

Accounting principles generally accepted in the United States of America require that the Management's Discussion and Analysis and other required supplementary information, as listed in the table of contents, be presented to supplement the basic financial statements. Such information is the responsibility of management and, although not a part of the basic financial statements, is required by the Governmental Accounting Standards Board who considers it to be an essential part of financial reporting for placing the basic financial statements in an appropriate operational, economic, or historical context. We have applied certain limited procedures to the required supplementary information in accordance with auditing standards generally accepted in the United States of America, which consisted of inquiries of management about the methods of preparing the information and comparing the information for consistency with management's responses to our inquiries, the basic financial statements, and other knowledge we obtained during our audit of the basic financial statements. We do not express an opinion or provide any assurance on the information because the limited procedures do not provide us with sufficient evidence to express an opinion or provide any assurance.

#### **Other Reporting Required by Government Auditing Standards**

In accordance with *Government Auditing Standards*, we have also issued our report dated January 17, 2022 on our consideration of the College's internal control over financial reporting and on our tests of its compliance with certain provisions of laws, regulations, contracts, and grant agreements and other matters. The purpose of that report is to describe the scope of our testing of internal control over financial reporting and compliance and the results of that testing, and not to provide an opinion on internal control over financial reporting or on compliance. That report is an integral part of an audit performed in accordance with *Government Auditing Standards* in considering the College's internal control over financial reporting and compliance.



Beth A. Wood, CPA  
State Auditor

Raleigh, North Carolina

January 17, 2022



# **MANAGEMENT'S DISCUSSION AND ANALYSIS**



This section of Pitt Community College's (College) Annual Financial Report provides an overview of the financial activities for the fiscal year ended June 30, 2021, with comparative data for the fiscal year ended June 30, 2020. Information contained herein has been prepared for the purpose of identifying significant transactions, trends, and events that have impacted the fiscal health of the College and that may continue to exert influence in future years. The College's financial statements also include financial statements from the discretely presented component unit, Pitt Community College Foundation, Inc. (Foundation); however, the Foundation is not included in Management's Discussion and Analysis. More information describing the relationship between the College and Foundation can be found in Note 1A. It is recommended that this discussion and analysis be read in conjunction with the College's basic financial statements and the notes to the financial statements.

### **The Financial Statements**

This annual report consists of financial statements which are prepared in accordance with the Governmental Accounting Standards Board (GASB). They are prepared under the accrual basis of accounting, whereby revenues are recognized when earned, and expenses are recognized when an obligation has been incurred, regardless of when cash is exchanged. The financial statements presented include the Statement of Net Position, Statement of Revenues, Expenses, and Changes in Net Position and the Statement of Cash Flows.

The Statement of Net Position presents the current and long-term portions of assets and liabilities separately, as well as deferred inflows and outflows of resources. The difference between total assets and deferred outflows less total liabilities and deferred inflows is net position and may provide a useful indicator of whether the financial position of the College is improving or deteriorating.

The Statement of Revenues, Expenses, and Changes in Net Position presents information showing how the net position changed during the fiscal year. All changes in net position are reported as soon as the change occurs, regardless of the timing of related cash flows. Therefore, revenues and expenses are reported in these statements for some items that will only result in cash flows in future fiscal periods.

The Statement of Cash Flows provides information regarding the College's cash receipts and cash payments during the reported period. This statement reports cash receipts, cash payments, and net changes in cash resulting from operations, investing, and financing activities. The statement reconciles the beginning cash on hand as of July 1, 2020, to the ending cash on hand as of June 30, 2021.

Management's Discussion and Analysis will concentrate on the Statement of Net Position and the Statement of Revenues, Expenses, and Changes in Net Position, using condensed versions for the purposes of this discussion.

For the fiscal year ended June 30, 2021 the Colleges financial position remains stable and continues to strengthen. Total net position increased \$7.6 million which reflects the financial strength of the College, and the College remains poised to meet the financial demands created by COVID-19 in the upcoming fiscal year.

### **Financial Highlights**

Since the declaration of a state of emergency by President Donald Trump regarding COVID-19 in March of 2020, the staff, faculty, and students of Pitt Community College experienced a unique year for 2020 - 2021. Similarly, in March 2020 the State of North Carolina and the County of Pitt issued their own declarations of emergency with corresponding "Stay at Home" orders to help prevent the spread of COVID-19. As of result of these orders, the College restricted access to all of its campuses for faculty, staff, students, and the general public for the entirety of the fiscal year 2020 - 2021. For the majority of our students, the College changed its traditional face-to-face courses to online instruction, with the majority of our faculty and staff working remotely from home.

Almost all significant financial variances between this fiscal year and last fiscal year discussed in this presentation are related to COVID-19. With limited faculty, staff, and students on campus during the entire fiscal year, the College experienced significant savings in its county expenses regarding operating costs for the College. Areas of reduced expenses included utilities, motor vehicle operations, custodial supplies, uniforms, protective equipment, repairs, and contracted services.

The North Carolina Office of State Budget and Management (OSBM) issued spending restrictions on state funds in regards to the pandemic from July 1, 2020 through January 1, 2021. These restrictions prohibited spending on non-instructional items, travel, salary increases, and hiring (with certain exceptions).

The most significant financial highlight for this past year was the infusion of funds from the U.S. Department of Education relating to the Higher Education Emergency Relief Funds (HEERF). Through June 30, 2021, the College has been authorized awards of \$35.8 million for HEERF, with \$8.9 million of revenue earned in the current fiscal year. See Note 15 for further details regarding these funds.

State funds for community colleges in North Carolina are appropriated by the N.C. General Assembly and distributions are made to colleges by the North Carolina State Board of Community Colleges based on full-time equivalencies (FTE) earned in the prior academic year. Since the state budget is earned a year in arrears (from FTE earned in 2019 - 2020), the pandemic did not affect the College's initial state funding for this fiscal year 2020 - 2021.

Statewide, total budget FTE for the 58 community colleges increased from 233,036 to 241,074, a 3.45% increase for the 2020-2021 fiscal year. The College ranks 6th in initial state allocations out of the 58 community colleges.

### **Statement of Net Position**

The Statement of Net Position presents the financial position of the College at June 30, 2021, defined by the balances of assets, deferred outflows of resources, liabilities, deferred inflows of resources, and net position. Assets are classified as current or noncurrent and cash is further identified as unrestricted or restricted. Current assets include those resources available to meet current obligations and operating requirements while noncurrent assets are to be held to meet future needs. Capital assets are shown net of depreciation. Net position is grouped into three categories: investment in capital assets, restricted net position, and unrestricted net position. Restricted net position is classified as expendable and is made up primarily of contracts, grants, and gifts.

## Condensed Statement of Net Position

	2021	2020	Increase (Decrease)
<b>Assets</b>			
Current Assets	\$ 15,161,731	\$ 12,327,684	\$ 2,834,047
Capital Assets, Net of Depreciation	96,311,858	95,200,010	1,111,848
Other Noncurrent Assets	288,818	279,552	9,266
Total Assets	111,762,407	107,807,246	3,955,161
<b>Deferred Outflows of Resources</b>	13,936,140	13,993,492	(57,352)
<b>Liabilities</b>			
Current Liabilities	2,335,256	2,330,350	4,906
Noncurrent Long-Term Liabilities	67,638,843	74,241,022	(6,602,179)
Total Liabilities	69,974,098	76,571,371	(6,597,273)
<b>Deferred Inflows of Resources</b>	27,903,486	25,012,953	2,890,533
<b>Net Position</b>			
Net Investment in Capital Assets	96,265,065	95,200,010	1,065,055
Restricted	1,971,233	940,060	1,031,173
Unrestricted	(70,415,335)	(75,923,656)	5,508,321
Total Net Position	\$ 27,820,963	\$ 20,216,414	\$ 7,604,549

- Current assets increased by \$2,834,047 which was largely due to the increase in the cash accounts of \$2,513,505, all directly or indirectly related to the COVID-19 pandemic. With the majority of our faculty, staff, and students working/learning from a remote environment, county cash increased by \$863,083 over the prior year due to decreased operating expenses for the College for items such as utilities, custodial supplies, and repairs. The overhead receipts accounts were up by \$344,406 due to the support of the federal Higher Education Emergency Relief funds for institutional expenses. A new "loss of revenue" special funds account was established this year that was allowed from the Coronavirus Response and Relief Supplemental Appropriations (CRRSA) fund with an ending cash balance of \$753,422.
- Capital assets, net of depreciation increased by \$1,111,848 due to an increase in construction in progress of \$353,967 related to the Student Advancement Center and new capital equipment purchases for the year of \$2,835,193. These capital asset increases were offset by our accumulated depreciation of \$2,035,314 and net disposals of \$41,998. Additional comments on capital assets are noted below.
- The decrease of \$57,352 of deferred outflows of resources, the decrease of noncurrent liabilities of \$6,602,179 and the increase of \$2,890,533 of deferred inflows of resources all resulted from current year changes in the actuarial assumptions related to the pension plan and other postemployment benefits plan (OPEB) that are administered by the state of North Carolina. See Notes 11 and 12 of the financial statements for more details.

**Statement of Revenues, Expenses, and Changes in Net Position**

The Statement of Revenues, Expenses, and Changes in Net Position presents the activity of the College during the year and is subdivided into four major components: operating revenues, operating expenses, nonoperating revenues, and other revenues. Revenues are reported by natural classification. Intradepartmental sales, services, and transfers are eliminated and depreciation of capital assets is recorded.

## MANAGEMENT'S DISCUSSION AND ANALYSIS

### Condensed Statement of Revenues, Expenses, and Changes in Net Position

	2021	2020	Increase (Decrease)
<b>Operating Revenues</b>			
Student Tuition and Fees, Net	\$ 6,540,665	\$ 7,147,630	\$ (606,965)
Sales and Services, Net	1,670,811	1,708,866	(38,055)
Other Operating Revenues	214,434	234,456	(20,022)
<b>Total Operating Revenues</b>	<b>8,425,910</b>	<b>9,090,952</b>	<b>(665,042)</b>
<b>Less Operating Expenses</b>	<b>74,090,771</b>	<b>73,921,257</b>	<b>169,514</b>
<b>Operating Loss</b>	<b>(65,664,860)</b>	<b>(64,830,305)</b>	<b>834,556</b>
<b>Nonoperating and Other Revenues</b>			
State Aid	33,159,639	31,664,188	1,495,451
State Aid - Coronavirus	2,289,707	-	2,289,707
County Appropriations	6,168,911	5,994,738	174,173
Student Financial Aid	14,248,191	17,960,523	(3,712,332)
Federal Aid - COVID-19	9,049,853	2,822,031	6,227,822
Noncapital Contributions	4,767,298	3,899,519	867,779
Other Nonoperating Revenues	51,700	208,033	(156,333)
Capital Aid	3,534,111	4,712,467	(1,178,356)
<b>Total Nonoperating and Other Revenues</b>	<b>73,269,410</b>	<b>67,261,499</b>	<b>6,007,911</b>
<b>Change in Net Position</b>	<b>7,604,549</b>	<b>2,431,194</b>	<b>5,173,355</b>
Net Position - July 1, 2020	20,216,414	17,785,220	2,431,194
Net Position - June 30, 2021	<u>\$ 27,820,963</u>	<u>\$ 20,216,414</u>	<u>\$ 7,604,549</u>

Fiscal year 2020-2021 total revenues are \$81,695,320 and total expenses are \$74,090,771

Fiscal year 2019-2020 total revenues are \$76,352,451 and total expenses are \$73,921,257

### Operating and Nonoperating Revenues

- Student tuition and fees, net decreased by \$606,965 due to a decline in enrollment because of the pandemic.
- State aid increased by \$1,495,451 due to the increase in our state appropriations budget which is based on student enrollment (FTE) of the prior academic year.
- State aid - coronavirus in the amount of \$2,289,707 is new for this year. These are funds that were received directly by the State from the Coronavirus Relief Fund (CRF), and appropriated by the State to the College. The College received nine separate grants that helped fund personal protective equipment, enrollment growth allocation, online testing, virtual student tutoring, small business counseling, advising, student laptops, and additional equipment needed due to COVID-19 space requirements and social distancing policies. See Note 15 for further detail.
- Student financial aid decreased by \$3,712,332, largely due to a decrease in federal Pell funds of \$3,508,930. This was due to the reduced enrollment this past fiscal year because of the pandemic.

- Federal aid - COVID-19 increased by \$6,227,822. New federal funds for this year included \$5,962,002.75 from the Coronavirus Response and Relief Supplemental Appropriations Act (CRRSA) and \$6,000 related to the American Rescue Plan (ARP). Another \$122,042.76 of federal funds was received relating to the Governor's Emergency Education Relief fund. See Note 15 for further detail.
- Noncapital contributions increased by \$867,779 largely due to the State Health Plan's contribution to the retiree health benefit fund for employer participants as a result of overpayments of premiums from retiree health as well as cost savings in the amount of \$741,635.
- Capital aid decreased by \$1,178,356 mainly due to the completion of the Everett Building renovation in the prior year.

### **Operating Expenses**

The College presents operating expenses by natural classification in the Statement of Revenues, Expenses, and Changes in Net Position. Salaries and benefits accounted for 59.32% of operating expenses, followed by supplies and services at 19.38%, scholarships at 17.1%, depreciation at 2.75%, and utilities at 1.45%.

	<u>2021</u>	<u>2020</u>	<u>Increase (Decrease)</u>
Salaries and Benefits	\$ 43,952,180	\$ 45,581,949	\$ (1,629,769)
Supplies and Services	14,361,161	13,062,345	1,298,816
Scholarships and Fellowships	12,670,062	12,186,331	483,731
Utilities	1,072,054	1,169,283	(97,229)
Depreciation	<u>2,035,314</u>	<u>1,921,348</u>	<u>113,965</u>
<b>Total Operating Expenses</b>	<b>\$ 74,090,771</b>	<b>\$ 73,921,257</b>	<b>\$ 169,514</b>

Salaries and benefits decreased by \$1,629,769. This was largely a result of pension and other postemployment benefit expenses decreasing by \$2,085,144 from the prior year (\$980,144 and \$1,105,000 respectively). This decrease was offset by an increase of \$131,343 related to the salaries and benefits for the College's new Dental Assisting program that was started this year.

Supplies and services increased by \$1,298,816. Supplies increased mainly due to the COVID-19 related expenditures from the HEERF funds in the amount of \$1,535,274. Some of these larger expenditures include laptops purchased for student use, thermo scanners for COVID-19 testing for entry into buildings, additional IT server storage to support virtual classroom access, and additional network switches to support increased network traffic. The increases were offset due to a reduction of county repairs in the current year of \$385,644 from the prior year, the elimination of our Commercial Driver's License (CDL) program that we had the previous year (\$139,659), and a reduction of advertising expense in the current year of \$67,045.

Scholarships and fellowships increased by \$483,731. This was largely due to a combination of the Federal Pell Grant expense decreasing by \$3,535,672 for the current year, and the HEERF scholarships totaling \$4,669,200.

**Capital Assets**

	2021	2020	Increase
Land and Permanent Easements	\$ 6,384,445	\$ 6,384,445	\$ -
Construction in Progress	1,144,132	790,165	353,967
Buildings	94,527,513	94,527,513	-
Machinery and Equipment	17,586,407	14,862,142	2,724,265
General Infrastructure	3,484,062	3,484,062	-
<b>Total Capital Assets</b>	123,126,559	120,048,327	3,078,232
Less: Accumulated Depreciation	26,814,701	24,848,317	1,966,384
<b>Total Capital Assets, Net</b>	<u>\$ 96,311,858</u>	<u>\$ 95,200,010</u>	<u>\$ 1,111,848</u>

The increase in construction in progress of \$353,967 was the ongoing construction for the Student Advancement Center building. The increase of machinery and equipment of \$2,724,266 was a net result of \$2,835,192 of new purchases for the year, offset with a decrease of \$110,927 for equipment and machinery being disposed of during the year. Some of the larger capitalized equipment purchases for the year included classroom kits to allow for virtual training, a virtual environment radiotherapy training lab, ultrasound machines for our medical sonography department, and various Construction and Industrial Technology equipment.

**Economic Outlook and Effects on Financial Positions**


As stated earlier, the campus has been operating under restrictions since March 2020 due to the COVID-19 pandemic. Effective August 16, 2021, all faculty and staff returned to campus for their normal work schedules. Students also returned to the classroom here on campus, even though the College continues to offer a variety of remote learning opportunities. These courses include blended courses (at least 50% on campus), hybrid courses (less than 50% on campus), synchronous courses (virtual classrooms that meet at a specific time), and internet only courses (100% online with no specific meeting time).

Enrollment for the upcoming academic year is certainly a concern, since we had an overall 9% drop in FTE last year. Even though our summer term for 2020 saw an increase in student enrollment, our 2020 fall term, and 2021 spring term saw significant decreases in student FTE with decreases of 9% and 15%, respectively. Of course, these enrollment declines were certainly related to all aspects of the COVID-19 pandemic. Our fall and spring term enrollments for this past year were the lowest in the past five years.

	Actual Curriculum FTE				
	2020-21	2019-20	2018-19	2017-18	2016-17
Summer	1,014	906	857	762	815
Fall	2,942	3,243	3,119	3,176	3,345
Spring	2,586	3,042	2,936	2,972	3,000
	<u>6,542</u>	<u>7,191</u>	<u>6,912</u>	<u>6,910</u>	<u>7,160</u>

With a 9% decline in FTE in the current academic year, the College is expected to have a significant decrease in the 2021-2022 state appropriations budget. However, due to the overall statewide decline in student FTE, the North Carolina Community College System made a

request to the N.C. General Assembly to include in its 2021 - 2023 biennial budget funds to offset this budget decline. Based on this request, \$80 million in statewide budget stabilization funds were included in the budget approved by the N.C. General Assembly.



# **FINANCIAL STATEMENTS**



**Pitt Community College**  
**Statement of Net Position**  
**June 30, 2021**

**Exhibit A-1**  
**Page 1 of 2**

**ASSETS**

Current Assets:

Cash and Cash Equivalents	\$ 11,183,802.50
Restricted Cash and Cash Equivalents	1,472,488.69
Receivables, Net (Note 4)	1,527,171.80
Inventories	978,267.96

Total Current Assets	<u>15,161,730.95</u>
----------------------	----------------------

Noncurrent Assets:

Restricted Cash and Cash Equivalents	201,608.76
Restricted Due from Primary Government	8,912.42
Net Other Postemployment Benefits Asset	78,297.00
Capital Assets - Nondepreciable (Note 5)	7,528,576.95
Capital Assets - Depreciable, Net (Note 5)	88,783,281.39

Total Noncurrent Assets	<u>96,600,676.52</u>
-------------------------	----------------------

Total Assets	<u>111,762,407.47</u>
--------------	-----------------------

**DEFERRED OUTFLOWS OF RESOURCES**

Deferred Outflows Related to Pensions	8,818,923.89
Deferred Outflows Related to Other Postemployment Benefits (Note 12)	5,117,216.00

Total Deferred Outflows of Resources	<u>13,936,139.89</u>
--------------------------------------	----------------------

**LIABILITIES**

Current Liabilities:

Accounts Payable and Accrued Liabilities (Note 6)	1,266,525.81
Unearned Revenue	880,549.29
Long-Term Liabilities - Current Portion (Note 7)	188,180.67

Total Current Liabilities	<u>2,335,255.77</u>
---------------------------	---------------------

Noncurrent Liabilities:

Long-Term Liabilities (Note 7)	67,638,842.61
--------------------------------	---------------

Total Liabilities	<u>69,974,098.38</u>
-------------------	----------------------

**DEFERRED INFLOWS OF RESOURCES**

Deferred Inflows Related to Pensions	1,011,490.00
Deferred Inflows Related to Other Postemployment Benefits (Note 12)	26,891,996.00

Total Deferred Inflows of Resources	<u>27,903,486.00</u>
-------------------------------------	----------------------

**Pitt Community College**  
**Statement of Net Position**  
**June 30, 2021**

**Exhibit A-1**  
**Page 2 of 2**

**NET POSITION**

Net Investment in Capital Assets	96,265,065.29
Restricted:	
Expendable:	
Student Financial Aid	190,255.21
Restricted for Specific Programs	1,321,207.91
Capital Projects	270,317.56
Other	189,451.83
Total Restricted-Expendable Net Position	1,971,232.51
Unrestricted	(70,415,334.82)
Total Net Position	\$ 27,820,962.98

The accompanying notes to the financial statements are an integral part of this statement.

**Pitt Community College**  
**Statement of Revenues, Expenses, and**  
**Changes in Net Position**  
**For the Fiscal Year Ended June 30, 2021**

**Exhibit A-2**

**OPERATING REVENUES**

Student Tuition and Fees, Net (Note 9)	\$ 6,540,664.94
Sales and Services, Net (Note 9)	1,670,811.43
Other Operating Revenues	214,433.76
Total Operating Revenues	8,425,910.13

**OPERATING EXPENSES**

Salaries and Benefits	43,952,179.83
Supplies and Services	14,361,161.28
Scholarships and Fellowships	12,670,061.78
Utilities	1,072,054.08
Depreciation	2,035,313.60
Total Operating Expenses	74,090,770.57
Operating Loss	(65,664,860.44)

**NONOPERATING REVENUES**

State Aid	33,159,638.67
State Aid - Coronavirus	2,289,707.03
County Appropriations	6,168,911.00
Student Financial Aid	14,248,191.11
Federal Aid - COVID-19	9,049,852.70
Noncapital Contributions	4,767,297.84
Investment Income	45,326.59
Other Nonoperating Revenues	6,373.30
Total Nonoperating Revenues	69,735,298.24
Income Before Other Revenues	4,070,437.80
State Capital Aid	3,434,111.45
County Capital Aid	100,000.00
Total Other Revenues	3,534,111.45
Increase in Net Position	7,604,549.25

**NET POSITION**

Net Position - July 1, 2020	20,216,413.73
Net Position - June 30, 2021	\$ 27,820,962.98

The accompanying notes to the financial statements are an integral part of this statement.

**Pitt Community College**  
**Statement of Cash Flows**  
**For the Fiscal Year Ended June 30, 2021**

**Exhibit A-3**  
**Page 1 of 2**

**CASH FLOWS FROM OPERATING ACTIVITIES**

Received from Customers	\$ 8,126,492.88
Payments to Employees and Fringe Benefits	(46,843,637.23)
Payments to Vendors and Suppliers	(15,404,906.26)
Payments for Scholarships and Fellowships	(12,668,691.62)
William D. Ford Direct Lending Receipts	7,129,974.00
William D. Ford Direct Lending Disbursements	(7,129,974.00)
Other Receipts	48,371.68
	<hr/>
Net Cash Used by Operating Activities	(66,742,370.55)

**CASH FLOWS FROM NONCAPITAL FINANCING ACTIVITIES**

State Aid	33,159,638.67
State Aid - Coronavirus	2,289,707.03
County Appropriations	6,168,911.00
Student Financial Aid	14,248,191.11
Federal Aid - COVID-19	9,049,852.70
Noncapital Contributions	3,995,125.40
	<hr/>
Total Cash Provided by Noncapital Financing Activities	68,911,425.91

**CASH FLOWS FROM CAPITAL FINANCING AND RELATED FINANCING ACTIVITIES**

State Capital Aid	3,434,111.45
County Capital Aid	179,102.55
Acquisition and Construction of Capital Assets	(3,310,845.78)
	<hr/>
Net Cash Provided by Capital Financing and Related Financing Activities	302,368.22

**CASH FLOWS FROM INVESTING ACTIVITIES**

Investment Income	45,326.59
	<hr/>
Cash Provided by Investing Activities	45,326.59
	<hr/>
Net Increase in Cash and Cash Equivalents	2,516,750.17
Cash and Cash Equivalents - July 1, 2020	10,341,149.78
	<hr/>
Cash and Cash Equivalents - June 30, 2021	\$ 12,857,899.95

**Pitt Community College**  
**Statement of Cash Flows**  
**For the Fiscal Year Ended June 30, 2021**

**Exhibit A-3**  
**Page 2 of 2**

**RECONCILIATION OF OPERATING LOSS TO  
NET CASH USED BY OPERATING ACTIVITIES**

Operating Loss	\$ (65,664,860.44)
Adjustments to Reconcile Operating Loss to Net Cash Used by Operating Activities	
Depreciation Expense	2,035,313.60
Other Nonoperating Income	48,371.68
Changes in Assets and Deferred Outflows of Resources:	
Receivables, Net	(293,802.42)
Inventories	(75,304.49)
Net Other Postemployment Benefits Asset	(6,021.00)
Deferred Outflows Related to Pensions	(764,386.00)
Deferred Outflows Related to Other Postemployment Benefits	821,738.00
Changes in Liabilities and Deferred Inflows of Resources:	
Accounts Payable and Accrued Liabilities	173,505.92
Unearned Revenue	(4,244.67)
Net Pension Liability	2,339,328.00
Net Other Postemployment Benefits Liability	(8,392,431.00)
Compensated Absences	149,889.27
Deferred Inflows Related to Pensions	87,205.00
Deferred Inflows Related to Other Postemployment Benefits	2,803,328.00
Net Cash Used by Operating Activities	<u>\$ (66,742,370.55)</u>

**NONCASH INVESTING, CAPITAL, AND FINANCING ACTIVITIES**

Assets Acquired through the Assumption of a Liability	\$ 46,793.05
Loss on Disposal of Capital Assets	(41,998.38)
Decrease in Net Other Postemployment Benefits Liability Related to Noncapital Contributions	(741,635.00)

The accompanying notes to the financial statements are an integral part of this statement.

**Pitt Community College Foundation, Inc.**  
**Statement of Financial Position**  
**June 30, 2021**

**Exhibit B-1**

**ASSETS**

Current Assets:

Cash and Cash Equivalents	
Cash With State Treasurer	\$ 219,328.35
Cash in Private Institutions	1,000.00
Restricted Cash with State Treasurer	5,399,324.47
Accounts Receivable	468.70
Pledges Receivable, Current	152,408.10
	<hr/>
Total Current Assets	5,772,529.62

Investments

Cash and Cash Equivalents	1,367,752.05
Long-Term Investments	2,547,073.83
	<hr/>
Total Investments	3,914,825.88

Property and Equipment

Equipment	9,957.40
Software	4,360.00
Less: Accumulated Depreciation	(14,317.40)
	<hr/>
Net Property and Equipment	-

Other Assets

Net Pledges Receivable, Noncurrent	118,708.62
	<hr/>
Total Assets	\$ 9,806,064.12

**LIABILITIES**

Current Liabilities

Accounts Payable	\$ 8,786.87
Accrued Wages and Benefits	19,258.43
Unearned Revenue	1,004.30
	<hr/>
Total Liabilities	29,049.60

**NET ASSETS**

Without Donor Restrictions	225,445.34
With Donor Restrictions	
Perpetual In Nature	3,266,856.01
Purpose Restrictions	6,284,713.17
	<hr/>
Total With Donor Restrictions	9,551,569.18
	<hr/>
Total Net Assets	9,777,014.52
	<hr/>
Total Liabilities and Net Assets	\$ 9,806,064.12


The accompanying notes to the financial statements are an integral part of this statement.

**Pitt Community College Foundation, Inc.**  
**Statement of Activities**  
**For the Fiscal Year Ended June 30, 2021**

**Exhibit B-2**

	Without Donor Restrictions	With Donor Restrictions		Total With Donor Restrictions	Total
		Purpose Restrictions	Perpetual in Nature		
<b>SUPPORT AND REVENUE</b>					
Support:					
Contributions	\$ 70,689.47	\$ 550,910.14	\$ 113,385.22	\$ 664,295.36	\$ 734,984.83
Contributions - In Kind	-	15,942.02	79,928.02	95,870.04	95,870.04
Discount on Pledges Receivable	(33.74)	(297.98)	(1,459.66)	(1,757.64)	(1,791.38)
Revenue:					
Income Earned on Investments	1,768.13	180,103.51	(1,176.57)	178,926.94	180,695.07
Fund Raising Income	83,912.03	-		-	83,912.03
Net Assets Released from Restrictions	578,420.64	(578,420.64)		(578,420.64)	-
Total Support and Revenue	734,756.53	168,237.05	190,677.01	358,914.06	1,093,670.59
<b>EXPENSES AND LOSSES</b>					
Expenses:					
Contributions to Pitt Community College for:					
Scholarships and Minigrants	268,623.30	-	-	-	268,623.30
General Support for PCC Programs	22,106.55	-	-	-	22,106.55
Equipment	53,076.29	-	-	-	53,076.29
Program Services	246,987.41	-	-	-	246,987.41
General Expenses	97,138.94	-	-	-	97,138.94
Fundraising Expenses	35,242.72	-	-	-	35,242.72
Total Expenses	723,175.21	-	-	-	723,175.21
Unrealized Gain on Investment	-	516,513.03	-	516,513.03	516,513.03
Reclassification	8,023.39	70,102.43	(78,125.82)	(8,023.39)	-
Change in Net Assets	19,604.71	754,852.51	112,551.19	867,403.70	887,008.41
<b>NET ASSETS</b>					
Net Assets at Beginning of Year	205,840.63	5,529,860.66	3,154,304.82	8,684,165.48	5,735,701.29
Net Assets at End of Year	\$ 225,445.34	\$ 6,284,713.17	\$ 3,266,856.01	\$ 9,551,569.18	\$ 9,777,014.52

The accompanying notes to the financial statements are an integral part of this statement.



# **NOTES TO THE FINANCIAL STATEMENTS**



## NOTE 1 - SIGNIFICANT ACCOUNTING POLICIES

- A. Financial Reporting Entity** - The concept underlying the definition of the financial reporting entity is that elected officials are accountable to their constituents for their actions. As required by accounting principles generally accepted in the United States of America (GAAP), the financial reporting entity includes both the primary government and all of its component units. An organization other than a primary government serves as a nucleus for a reporting entity when it issues separate financial statements. Pitt Community College (College) is a component unit of the State of North Carolina and an integral part of the State's *Annual Comprehensive Financial Report*.

The accompanying financial statements present all funds of the College and its component unit for which the College's Board of Trustees is financially accountable. The College's component unit is discretely presented in the College's financial statements. See below for further discussion of the College's component unit. Other related foundations and similar nonprofit corporations for which the College is not financially accountable are not part of the accompanying financial statements.

**Discretely Presented Component Unit** - Pitt Community College Foundation, Inc. (Foundation) is a legally separate, nonprofit corporation and is reported as a discretely presented component unit based on the nature and significance of its relationship to the College.

The Foundation acts primarily as a fundraising organization to supplement the resources that are available to the College in support of its programs. The Foundation board consists of 34 members. Although the College does not control the timing or amount of receipts from the Foundation, the majority of resources, or income thereon, that the Foundation holds and invests are restricted to the activities of the College by the donors. Because these restricted resources held by the Foundation can only be used by, or for the benefit of the College, the Foundation is considered a component unit of the College and is reported in separate financial statements because of the difference in its reporting model, as described below.

The Foundation reports its financial results under the Financial Accounting Standards Board (FASB) Codification. As such, certain revenue recognition criteria and presentation features are different from the Governmental Accounting Standards Board (GASB) revenue recognition criteria and presentation features. No modifications have been made to the Foundation's financial information in the College's financial reporting entity for these differences.

During the year ended June 30, 2021, the Foundation distributed \$343,806.14 to the College for both restricted and unrestricted purposes. Complete financial statements for the Foundation can be obtained from Ricky D. Brown, Vice President of Finance and Chief Financial Officer, Pitt

Community College, or the Business Office of the Pitt Community College Foundation, Inc.

**B. Basis of Presentation** - The accompanying financial statements are presented in accordance with accounting principles generally accepted in the United States of America as prescribed by the GASB. Pursuant to the provisions of GASB Statement No. 34, *Basic Financial Statements - and Management's Discussion and Analysis - for State and Local Governments*, as amended by GASB Statement No. 35, *Basic Financial Statements - and Management's Discussion and Analysis - for Public Colleges and Universities* and GASB Statement No. 84, *Fiduciary Activities*, the full scope of the College's activities is considered to be a single business-type activity and accordingly, is reported within a single column in the basic financial statements.

**C. Basis of Accounting** - The financial statements of the College have been prepared using the economic resource measurement focus and the accrual basis of accounting. Under the accrual basis, revenues are recognized when earned, and expenses are recorded when an obligation has been incurred, regardless of the timing of the cash flows.

Nonexchange transactions, in which the College receives (or gives) value without directly giving (or receiving) equal value in exchange, include state aid, certain grants, and donations. Revenues are recognized, net of estimated uncollectible amounts, as soon as all eligibility requirements imposed by the provider have been met, if probable of collection.

**D. Cash and Cash Equivalents** - This classification includes undeposited receipts, petty cash, cash on deposit with private bank accounts, and deposits held by the State Treasurer in the Short-Term Investment Fund (STIF). The STIF maintained by the State Treasurer has the general characteristics of a demand deposit account in that participants may deposit and withdraw cash at any time without prior notice or penalty. The College's equity position in the STIF is recorded at fair value. Additional information regarding the fair value measurement of deposits held by the State Treasurer in the STIF is disclosed in Note 3.

**E. Receivables** - Receivables consist of tuition and fees charged to students and charges for auxiliary enterprises' sales and services. Receivables also include amounts due from the federal government, state and local governments, and private sources in connection with reimbursement of allowable expenditures made pursuant to contracts and grants. Receivables are recorded net of estimated uncollectible amounts.

**F. Inventories** - Inventories, consisting of expendable supplies, are valued at cost using the first-in, first-out method. Merchandise for resale is valued at the lower of cost or market using the retail inventory method.

**G. Capital Assets** - Capital assets are stated at cost at date of acquisition or acquisition value at date of donation in the case of gifts. Donated capital assets acquired prior to July 1, 2015 are stated at fair value as of the date

of donation. The value of assets constructed includes all material direct and indirect construction costs.

The College capitalizes assets that have a value or cost of \$5,000 or greater at the date of acquisition and an estimated useful life of more than one year.

Depreciation is computed using the straight-line method over the estimated useful lives of the assets in the following manner:

<u>Asset Class</u>	<u>Estimated Useful Life</u>
Buildings	25-100 years
Machinery and Equipment	5-30 years
General Infrastructure	35-75 years

- H. Restricted Assets** - Certain resources are reported as restricted assets because restrictions on asset use change the nature or normal understanding of the availability of the asset. Resources that are not available for current operations and are reported as restricted include resources restricted for the acquisition or construction of capital assets, and resources whose use is limited by external parties or statute.
- I. Accounting and Reporting of Fiduciary Activities** - Pursuant to the provisions of GASB Statement No. 84, *Fiduciary Activities*, custodial funds that are normally expected to be received and disbursed within a 3-month period or otherwise do not meet the fiduciary activity criteria defined by GASB Statement No. 84 continue to be reported as operating activities in the Statement of Cash Flows.

There are no other trust or custodial funds meeting the criteria of a fiduciary activity that are required to be reported in separate fiduciary fund financial statements.

- J. Noncurrent Long-Term Liabilities** - Noncurrent long-term liabilities include compensated absences, net pension liability, and net other postemployment benefits (OPEB) liability that will not be paid within the next fiscal year.

The net pension liability represents the College's proportionate share of the collective net pension liability reported in the State of North Carolina's 2020 *Comprehensive Annual Financial Report*. This liability represents the College's portion of the collective total pension liability less the fiduciary net position of the Teachers' and State Employees' Retirement System. See Note 11 for further information regarding the College's policies for recognizing liabilities, expenses, deferred outflows of resources, and deferred inflows of resources related to pensions.

The net OPEB liability represents the College's proportionate share of the collective net OPEB liability reported in the State of North Carolina's 2020 *Comprehensive Annual Financial Report*. This liability represents the

College's portion of the collective total OPEB liability less the fiduciary net position of the Retiree Health Benefit Fund. See Note 12 for further information regarding the College's policies for recognizing liabilities, expenses, deferred outflows of resources, and deferred inflows of resources related to OPEB.

- K. Compensated Absences** - The College's policy is to record the cost of vacation leave when earned. The policy provides for a maximum accumulation of unused vacation leave of 30 days which can be carried forward each July 1 or for which an employee can be paid upon termination of employment. When classifying compensated absences into current and noncurrent, leave is considered taken using a last-in, first-out (LIFO) method. Also, any accumulated vacation leave in excess of 30 days at year-end is converted to sick leave. Under this policy, the accumulated vacation leave for each employee at June 30 equals the leave carried forward at the previous July 1 plus the leave earned, less the leave taken between July 1 and June 30.

In addition to the vacation leave described above, compensated absences include the accumulated unused portion of the special annual leave bonuses awarded by the North Carolina General Assembly. The bonus leave balance on June 30 is retained by employees and transferred into the next fiscal year. It is not subject to the limitation on annual leave carried forward described above and is not subject to conversion to sick leave.

There is no liability for unpaid accumulated sick leave because the College has no obligation to pay sick leave upon termination or retirement. However, additional service credit for retirement pension benefits is given for accumulated sick leave upon retirement.

- L. Deferred Outflows/Inflows of Resources** - Deferred outflows of resources represent a consumption of net position that applies to a future period(s) and so will not be recognized as an outflow of resources (expense) until then. Deferred inflows of resources represent an acquisition of net position that applies to a future period(s) and so will not be recognized as an inflow of resources (revenue) until then.

- M. Net Position** - The College's net position is classified as follows:

**Net Investment in Capital Assets** - This represents the College's total investment in capital assets, net of outstanding liabilities related to those capital assets.

**Restricted Net Position - Expendable** - Expendable restricted net position includes resources for which the College is legally or contractually obligated to spend in accordance with restrictions imposed by external parties.

**Unrestricted Net Position** - Unrestricted net position includes resources derived from student tuition and fees, sales and services, unrestricted gifts, and interest income. It also includes the net position of accrued employee

benefits such as compensated absences, pension plans, and other postemployment benefits.

Restricted and unrestricted resources are tracked using a fund accounting system and are spent in accordance with established fund authorities. Fund authorities provide rules for the fund activity and are separately established for restricted and unrestricted activities. When both restricted and unrestricted funds are available for expenditure, the decision for funding is transactional based within the departmental management system in place at the College. Both restricted and unrestricted net position include consideration of deferred outflows of resources and deferred inflows of resources. See Note 8 for further information regarding deferred outflows of resources and deferred inflows of resources that had a significant effect on unrestricted net position.

- N. Scholarship Discounts** - Student tuition and fees revenues and certain other revenues from College charges are reported net of scholarship discounts in the accompanying Statement of Revenues, Expenses, and Changes in Net Position. The scholarship discount is the difference between the actual charge for goods and services provided by the College and the amount that is paid by students or by third parties on the students' behalf. Student financial assistance grants, such as Pell grants, and other federal, state, or nongovernmental programs, are recorded as nonoperating revenues in the accompanying Statement of Revenues, Expenses, and Changes in Net Position. To the extent that revenues from these programs are used to satisfy tuition, fees, and other charges, the College has recorded a scholarship discount.
- O. Revenue and Expense Recognition** - The College classifies its revenues and expenses as operating or nonoperating in the accompanying Statement of Revenues, Expenses, and Changes in Net Position. Operating revenues and expenses generally result from providing services and producing and delivering goods in connection with the College's principal ongoing operations. Operating revenues include activities that have characteristics of exchange transactions, such as student tuition and fees and sales and services of auxiliary enterprises. Operating expenses are all expense transactions incurred other than those related to capital and noncapital financing or investing activities as defined by GASB Statement No. 9, *Reporting Cash Flows of Proprietary and Nonexpendable Trust Funds and Governmental Entities That Use Proprietary Fund Accounting*.

Nonoperating revenues include activities that have the characteristics of nonexchange transactions. Revenues from nonexchange transactions that represent subsidies or gifts to the College, as well as investment income, are considered nonoperating since these are either investing, capital, or noncapital financing activities. Capital contributions are presented separately after nonoperating revenues and expenses.

- P. Internal Sales Activities** - Certain institutional auxiliary operations provide goods and services to College departments, as well as to its customers. These institutional auxiliary operations include activities such as the bookstore and copy center. In addition, the College has other miscellaneous sales and service units that operated either on a reimbursement or charge basis. All internal sales activities to College departments from auxiliary operations and sales and service units have been eliminated in the accompanying financial statements. These eliminations are recorded by removing the revenue and expense in the auxiliary operations and sales and service units and, if significant, allocating any residual balances to those departments receiving the goods and services during the year.
- Q. County Appropriations** - County appropriations are provided to the College primarily to fund its plant operation and maintenance function and to fund construction projects, motor vehicle purchases, and maintenance of equipment. Unexpended county current appropriations and county capital appropriations do not revert and are available for future use as approved by the county commissioners.

**NOTE 2 - DEPOSITS AND INVESTMENTS**

**College** - The College is required by *North Carolina General Statute* 147-77 to deposit any funds collected or received that belong to the State of North Carolina with the State Treasurer or with a depository institution in the name of the State Treasurer. All funds of the College, other than those required to be deposited with the State Treasurer, are deposited in board-designated official depositories and are required to be collateralized in accordance with *North Carolina General Statute* 115D-58.7. Official depositories may be established with any bank, savings and loan association, or trust company whose principal office is located in North Carolina. Also, the College may establish time deposit accounts, money market accounts, and certificates of deposit. The amount shown on the Statement of Net Position as cash and cash equivalents includes cash on hand totaling \$4,430.00, and deposits in private financial institutions with a carrying value of \$560,000.00 and a bank balance of \$1,957,300.19.

The North Carolina Administrative Code (20 NCAC 7) requires all depositories to collateralize public deposits in excess of federal depository insurance coverage by using one of two methods, dedicated or pooled. Under the dedicated method, a separate escrow account is established by each depository in the name of each local governmental unit and the responsibility of monitoring collateralization rests with the local unit. Under the pooling method, each depository establishes an escrow account in the name of the State Treasurer to secure all of its public deposits. This method shifts the monitoring responsibility from the local unit to the State Treasurer.

Custodial credit risk is the risk that in the event of a bank failure, the College's deposits may not be returned to it. As of June 30, 2021, the College's bank balance in excess of federal depository insurance coverage was covered under the pooling method.



The College is authorized to invest idle funds as provided by G.S. 115D-58.6. In accordance with this statute, the College and the Board of Trustees manage investments to ensure they can be converted into cash when needed.

Generally, funds belonging to the College may be invested in any form of investment established or managed by certain investment advisors pursuant to G.S. 115D-58.6(d1) or in the form of investments pursuant to G.S. 159-30(c), as follows: a commingled investment pool established and administered by the State Treasurer pursuant to G.S. 147-69.3 (STIF); obligations of or fully guaranteed by the United States; obligations of the State of North Carolina; bonds and notes of any North Carolina local government or public authority; obligations of certain nonguaranteed federal agencies; prime quality commercial paper bearing specified ratings; specified bills of exchange; certain savings certificates; The North Carolina Capital Management Trust, an SEC registered mutual fund; repurchase agreements; and evidences of ownership of, or fractional undivided interests in, future interest and principal payments on either direct obligations of or fully guaranteed by the United States government, which are held by a specified bank or trust company or any state in the capacity of custodian.

At June 30, 2021, the amount shown on the Statement of Net Position as cash and cash equivalents includes \$12,293,469.95, which represents the College's equity position in the State Treasurer's Short-Term Investment Fund (STIF). The STIF (a portfolio within the State Treasurer's Investment Pool, an external investment pool that is not registered with the Securities and Exchange Commission or subject to any other regulatory oversight and does not have a credit rating) had a weighted average maturity of 1.3 years as of June 30, 2021. Assets and shares of the STIF are valued at fair value. Deposit and investment risks associated with the State Treasurer's Investment Pool (which includes the State Treasurer's STIF) are included in the North Carolina Department of State Treasurer Investment Programs' separately issued audit report. This separately issued report can be obtained from the Department of State Treasurer, 3200 Atlantic Avenue, Raleigh, NC 27604 or can be accessed from the Department of State Treasurer's website at <https://www.nctreasurer.com/> in the Audited Financial Statements section.

**Component Unit** - Investments of the College's discretely presented component unit, the Foundation, are subject to and restricted by G.S. 36E "Uniform Prudent Management of Institutional Funds Act" (UPMIFA) and any requirements placed on them by contract or donor agreements. Because the Foundation reports under the FASB reporting model, disclosures of the various investment risk are not required. The following is an analysis of investments by type:

At June 30, 2021	Amount
Cash and Cash Equivalents	\$ 88,566.58
Equity Funds	2,547,073.83
Fixed Income	1,279,185.47
<b>Total Investments</b>	<b>\$ 3,914,825.88</b>

**NOTE 3 - FAIR VALUE MEASUREMENTS**

**College** - To the extent available, the College's investments are recorded at fair value as of June 30, 2021. GASB Statement No. 72, *Fair Value Measurement and Application*, defines fair value as the price that would be received to sell an asset or paid to transfer a liability in an orderly transaction between market participants at the measurement date. This statement establishes a hierarchy of valuation inputs based on the extent to which the inputs are observable in the marketplace. Inputs are used in applying the various valuation techniques and take into account the assumptions that market participants use to make valuation decisions. Inputs may include price information, credit data, interest and yield curve data, and other factors specific to the financial instrument. Observable inputs reflect market data obtained from independent sources. In contrast, unobservable inputs reflect the entity's assumptions about how market participants would value the financial instrument. Valuation techniques should maximize the use of observable inputs to the extent available.

A financial instrument's level within the fair value hierarchy is based on the lowest level of any input that is significant to the fair value measurement. The following describes the hierarchy of inputs used to measure fair value and the primary valuation methodologies used for financial instruments measured at fair value on a recurring basis:

- |         |   |
|---------|---|
| Level 1 | Investments whose values are based on quoted prices (unadjusted) for identical assets in active markets that a government can access at the measurement date. |
| Level 2 | Investments with inputs - other than quoted prices included within Level 1 - that are observable for an asset, either directly or indirectly.                 |
| Level 3 | Investments classified as Level 3 have unobservable inputs and may require a degree of professional judgment.   |

**Short-Term Investment Fund** - At year-end, all of the College's investments valued at \$12,293,469.95 were held in the STIF. Ownership interests of the STIF are determined on a fair market valuation basis as of fiscal year end in accordance with the STIF operating procedures. Valuation of the underlying assets is performed by the custodian. Pool investments are measured at fair value in accordance with GASB 72. The College's position in the pool is measured and reported at fair value and the STIF is not required to be categorized within the fair value hierarchy.

**Component Unit** - Pitt Community College Foundation, Inc. records its financial instruments in accordance with the fair value guidance as established by the Financial Accounting Standard Board ("FASB"). In accordance with this guidance, fair value is defined as the price the Foundation would receive from the sale of an asset, or pay to transfer a liability, in a timely transaction with an independent buyer in a principal market. This guidance establishes a three-tier



hierarchy to distinguish between various types of inputs used in determining the value of the Foundation's investments and liabilities. The inputs are summarized in three levels as outlined below:

Level 1	Quoted prices (unadjusted) in active markets for identical assets and liabilities. Level 1 assets include fixed income mutual funds, equity mutual funds and money market funds. Valuations of these instruments do not require a high degree of judgment as the valuations are based on quoted prices in active markets that are readily available.
Level 2	Quoted prices for similar assets or liabilities in active markets; quoted prices for identical or similar assets or liabilities that are not active; and inputs other than quoted prices that are observable, such as models or other valuation methodologies. Valuations in this category are inherently less reliable than quoted market prices due to the degree of subjectivity involved in determining appropriate methodologies and the applicable underlying assumptions.
Level 3	Unobservable inputs for the valuation of the asset or liability. Level 3 assets include investments for which there is little, if any, market activity. These inputs require significant management judgment or estimation. These financial instruments have inputs that cannot be validated by readily determinable market data and generally involve considerable judgment by management.

A professional investment advisor manages investments with periodic review by the Foundation's Board of Directors and the Finance and Investment Committee. The organization's governance does not believe the investments selected pose unusual market or credit risks. The Foundation maintains a written investment policy to ensure proper oversight.

At year-end, Pitt Community College Foundation, Inc. has an investment in the STIF valued at \$5,618,652.82. Ownership interests of the STIF are determined on a fair market valuation basis as of fiscal year end in accordance with the STIF operating procedures. Valuation of the underlying assets is performed by the custodian.

All other investments of the Foundation are Level 1 investments. The fair value of investments at June 30, 2021 was comprised of the following:

	Fair Value
Cash and Cash Equivalents	\$ 88,566.58
Equity Funds	2,547,073.83
Fixed Income	1,279,185.47
<b>Total Investments</b>	<b>\$ 3,914,825.88</b>

## NOTES TO THE FINANCIAL STATEMENTS

### NOTE 4 - RECEIVABLES

Receivables at June 30, 2021, were as follows:

	Gross Receivables	Less Allowance for Doubtful Accounts	Net Receivables
<b>Current Receivables:</b>			
Students	\$ 1,204,482.32	\$ 269,244.75	\$ 935,237.57
Student Sponsors	67,179.06	-	67,179.06
Accounts	490,694.05	-	490,694.05
Intergovernmental	34,061.12	-	34,061.12
<b>Total Current Receivables</b>	<b>\$ 1,796,416.55</b>	<b>\$ 269,244.75</b>	<b>\$ 1,527,171.80</b>

### NOTE 5 - CAPITAL ASSETS

A summary of changes in the capital assets for the year ended June 30, 2021, is presented as follows:

	Balance July 1, 2020	Increases	Decreases	Balance June 30, 2021
<b>Capital Assets, Nondepreciable:</b>				
Land and Permanent Easements	\$ 6,384,444.75	\$ -	\$ -	\$ 6,384,444.75
Construction in Progress	790,164.80	353,967.40	-	1,144,132.20
<b>Total Capital Assets, Nondepreciable</b>	<b>7,174,609.55</b>	<b>353,967.40</b>	<b>-</b>	<b>7,528,576.95</b>
<b>Capital Assets, Depreciable:</b>				
Buildings	94,527,512.55	-	-	94,527,512.55
Machinery and Equipment	14,862,142.38	2,835,192.93	110,927.38	17,586,407.93
General Infrastructure	3,484,062.24	-	-	3,484,062.24
<b>Total Capital Assets, Depreciable</b>	<b>112,873,717.17</b>	<b>2,835,192.93</b>	<b>110,927.38</b>	<b>115,597,982.72</b>
<b>Less Accumulated Depreciation for:</b>				
Buildings	19,365,689.50	1,361,952.60	-	20,727,642.10
Machinery and Equipment	4,657,262.15	626,739.80	68,929.00	5,215,072.95
General Infrastructure	825,365.08	46,621.20	-	871,986.28
<b>Total Accumulated Depreciation</b>	<b>24,848,316.73</b>	<b>2,035,313.60</b>	<b>68,929.00</b>	<b>26,814,701.33</b>
<b>Total Capital Assets, Depreciable, Net</b>	<b>88,025,400.44</b>	<b>799,879.33</b>	<b>41,998.38</b>	<b>88,783,281.39</b>
<b>Capital Assets, Net</b>	<b>\$ 95,200,009.99</b>	<b>\$ 1,153,846.73</b>	<b>\$ 41,998.38</b>	<b>\$ 96,311,858.34</b>

### NOTE 6 - ACCOUNTS PAYABLE AND ACCRUED LIABILITIES

Accounts payable and accrued liabilities at June 30, 2021, were as follows:

	Amount
<b>Current Accounts Payable and Accrued Liabilities:</b>	
Accounts Payable	\$ 397,471.91
Accounts Payable - Capital Assets	46,793.05
Accrued Payroll	822,260.85
<b>Total Current Accounts Payable and Accrued Liabilities</b>	<b>\$ 1,266,525.81</b>

**NOTE 7 - LONG-TERM LIABILITIES**

A summary of changes in the long-term liabilities for the year ended June 30, 2021, is presented as follows:

	Balance July 1, 2020	Additions	Reductions	Balance June 30, 2021	Current Portion
<b>Long-Term Liabilities</b>					
Compensated Absences	\$ 2,038,258.01	\$ 1,542,354.33	\$ 1,392,465.06	\$ 2,188,147.28	\$ 188,180.67
Net Pension Liability	20,005,117.00	2,339,328.00	-	22,344,445.00	-
Net Other Postemployment Benefit Liability	52,428,497.00	-	9,134,066.00	43,294,431.00	-
<b>Total Long-Term Liabilities</b>	<b>\$ 74,471,872.01</b>	<b>\$ 3,881,682.33</b>	<b>\$ 10,526,531.06</b>	<b>\$ 67,827,023.28</b>	<b>\$ 188,180.67</b>

Additional information regarding the net pension liability is included in Note 11.

Additional information regarding the net other postemployment benefit liability is included in Note 12.

**NOTE 8 - NET POSITION**

Unrestricted net position has been significantly affected by transactions resulting from the recognition of deferred outflows of resources, deferred inflows of resources, and related long-term liabilities, as shown in the following table:

	Amount
Net Pension Liability and Related Deferred Outflows of Resources and Deferred Inflows of Resources	\$ (14,537,011.11)
Net OPEB Liability (Retiree Health Benefit Fund) and Related Deferred Outflows of Resources and Deferred Inflows of Resources	(65,160,062.00)
Effect on Unrestricted Net Position	(79,697,073.11)
Total Unrestricted Net Position Before Recognition of Deferred Outflows of Resources, Deferred Inflows of Resources, and Related Long-Term Liabilities	9,281,738.29
<b>Total Unrestricted Net Position</b>	<b>\$ (70,415,334.82)</b>

See Notes 11 and 12 for detailed information regarding the amortization of the deferred outflows of resources and deferred inflows of resources relating to pensions and OPEB, respectively.

# NOTE 9 - REVENUES

A summary of discounts and allowances by revenue classification is presented as follows:

	Gross Revenues	Less Scholarship Discounts and Allowances	Less Allowance for Uncollectibles	Net Revenues
<b>Operating Revenues:</b>				
Student Tuition and Fees, Net	\$ 12,630,224.03	\$ 6,085,892.66	\$ 3,666.43	\$ 6,540,664.94
<b>Sales and Services:</b>				
Sales and Services of Auxiliary Enterprises:				
Bookstore	3,081,480.42	1,699,202.08	9,404.69	1,372,873.65
Athletics	4,482.00	-	-	4,482.00
Other	8,575.10	-	-	8,575.10
Sales and Services of Education and Related Activities	284,880.68	-	-	284,880.68
<b>Total Sales and Services, Net</b>	<b>\$ 3,379,418.20</b>	<b>\$ 1,699,202.08</b>	<b>\$ 9,404.69</b>	<b>\$ 1,670,811.43</b>

# NOTE 10 - OPERATING EXPENSES BY FUNCTION

The College's operating expenses by functional classification are presented as follows:

	Salaries and Benefits	Supplies and Services	Scholarships and Fellowships	Utilities	Depreciation	Total
Instruction	\$ 25,291,707.87	\$ 3,583,199.08	\$ -	\$ -	\$ -	\$ 28,874,906.95
Academic Support	6,361,140.29	3,402,222.04	-	-	-	9,763,362.33
Student Services	5,111,768.22	745,503.08	-	-	-	5,857,271.30
Institutional Support	5,156,908.46	1,417,780.42	-	2,654.75	-	6,577,343.63
Operations and Maintenance of Plant	1,597,568.22	2,236,522.76	-	1,069,399.33	-	4,903,490.31
Student Financial Aid	-	16,890.00	12,670,061.78	-	-	12,686,951.78
Auxiliary Enterprises	433,086.77	2,959,043.90	-	-	-	3,392,130.67
Depreciation	-	-	-	-	2,035,313.60	2,035,313.60
<b>Total Operating Expenses</b>	<b>\$ 43,952,179.83</b>	<b>\$ 14,361,161.28</b>	<b>\$ 12,670,061.78</b>	<b>\$ 1,072,054.08</b>	<b>\$ 2,035,313.60</b>	<b>\$ 74,090,770.57</b>

Included in the scholarship and fellowship function are student financial aid operating expenses for emergency financial aid payments to eligible students. These payments are for expenses related to the disruption of campus operations due to the coronavirus of \$4,669,200.00 provided by the Higher Education Emergency Relief Fund (HEERF). Because of the administrative involvement by the College in providing the student awards, the related program activity is reported as nonoperating Federal Aid - COVID-19 revenue and student financial aid operating expenses. Since the purpose of the student aid is not for educational or scholarship purposes, they do not affect the scholarship discounting adjustments reported in Note 9.

**NOTE 11 - PENSION PLANS****Defined Benefit Plan**

*Plan Administration:* The State of North Carolina administers the Teachers' and State Employees' Retirement System (TSERS) plan. This plan is a cost-sharing, multiple-employer, defined benefit pension plan established by the State to provide pension benefits for general employees and law enforcement officers (LEOs) of the State, general employees and LEOs of its component units, and employees of Local Education Agencies (LEAs) and charter schools not in the reporting entity. Membership is comprised of employees of the State (state agencies and institutions), universities, community colleges, and certain proprietary component units along with the LEAs and charter schools that elect to join the Retirement System. Benefit provisions are established by General Statute 135-5 and may be amended only by the North Carolina General Assembly.

*Benefits Provided:* TSERS provides retirement and survivor benefits. Retirement benefits are determined as 1.82% of the member's average final compensation times the member's years of creditable service. A member's average final compensation is calculated as the average of a member's four highest consecutive years of compensation. General employee plan members are eligible to retire with full retirement benefits at age 65 with five years of membership service, at age 60 with 25 years of creditable service, or at any age with 30 years of creditable service. General employee plan members are eligible to retire with partial retirement benefits at age 50 with 20 years of creditable service or at age 60 with five years of membership service. Survivor benefits are available to eligible beneficiaries of general members who die while in active service or within 180 days of their last day of service and who also have either completed 20 years of creditable service regardless of age, or have completed five years of service and have reached age 60. Eligible beneficiaries may elect to receive a monthly Survivor's Alternate Benefit for life or a return of the member's contributions. The plan does not provide for automatic post-retirement benefit increases.

*Contributions:* Contribution provisions are established by General Statute 135-8 and may be amended only by the North Carolina General Assembly. Employees are required to contribute 6% of their annual pay. The contribution rate for employers is set each year by the North Carolina General Assembly in the Appropriations Act based on the actuarially-determined rate recommended by the actuary. The College's contractually-required contribution rate for the year ended June 30, 2021 was 14.78% of covered payroll. Employee contributions to the pension plan were \$1,769,702.31, and the College's contributions were \$4,359,366.69 for the year ended June 30, 2021.

The TSERS plan's financial information, including all information about the plan's assets, deferred outflows of resources, liabilities, deferred inflows of resources, and fiduciary net position, is included in the State of North Carolina's fiscal year 2020 *Comprehensive Annual Financial Report*. An electronic version of this report is available on the North Carolina Office of the State Controller's

website at <https://www.osc.nc.gov/> or by calling the State Controller's Financial Reporting Section at (919) 707-0500.

*TSERS Basis of Accounting:* The financial statements of the TSERS plan were prepared using the accrual basis of accounting. Plan member contributions are recognized in the period in which the contributions are due. Employer contributions are recognized when due and the employer has a legal requirement to provide the contributions. Benefits and refunds are recognized when due and payable in accordance with the terms of each plan. For purposes of measuring the net pension liability, deferred outflows of resources and deferred inflows of resources related to pensions, and pension expense, information about the fiduciary net position of the TSERS plan, and additions to/deductions from the TSERS plan's fiduciary net position have been determined on the same basis as they are reported by TSERS.

*Methods Used to Value TSERS Investment:* Pursuant to *North Carolina General Statutes*, the State Treasurer is the custodian and administrator of the retirement systems. The State Treasurer maintains various investment portfolios in its External Investment Pool. TSERS and other pension plans of the State of North Carolina participate in the Long-Term Investment, Fixed Income Investment, Equity Investment, Real Estate Investment, Alternative Investment, Opportunistic Fixed Income Investment, and Inflation Sensitive Investment Portfolios. The Fixed Income Asset Class includes the Long-Term Investment and Fixed Income Investment Portfolios. The Global Equity Asset Class includes the Equity Investment Portfolio. The investment balance of each pension trust fund represents its share of the fair value of the net position of the various portfolios within the External Investment Pool. Detailed descriptions of the methods and significant assumptions regarding investments of the State Treasurer are provided in the 2020 *Comprehensive Annual Financial Report*.

*Net Pension Liability:* At June 30, 2021, the College reported a liability of \$22,344,445.00 for its proportionate share of the collective net pension liability. The net pension liability was measured as of June 30, 2020. The total pension liability used to calculate the net pension liability was determined by an actuarial valuation as of December 31, 2019, and update procedures were used to roll forward the total pension liability to June 30, 2020. The College's proportion of the net pension liability was based on the present value of future salaries for the College relative to the present value of future salaries for all participating employers, actuarially-determined. As of June 30, 2020, the College's proportion was 0.18494%, which was a decrease of 0.00803 from its proportion measured as of June 30, 2019, which was 0.19297%.

*Actuarial Assumptions:* The following table presents the actuarial assumptions used to determine the total pension liability for the TSERS plan at the actuarial valuation date:

Valuation Date	12/31/2019
Inflation	3%
Salary Increases*	3.5% - 8.1%
Investment Rate of Return**	7%

\* Salary increases include 3.5% inflation and productivity factor.

\*\* Investment rate of return includes inflation assumption and is net of pension plan investment expense.

TSERS currently uses mortality tables that vary by age, gender, employee group (i.e. teacher, general, law enforcement officer) and health status (i.e. disabled and healthy). The current mortality rates are based on published tables and based on studies that cover significant portions of the U.S. population. The mortality rates also contain a provision to reflect future mortality improvements.

The actuarial assumptions used in the December 31, 2019 valuations were based on the results of an actuarial experience review for the period January 1, 2010 through December 31, 2014.

Future ad hoc cost of living adjustment amounts are not considered to be substantively automatic and are therefore not included in the measurement.

The projected long-term investment returns and inflation assumptions are developed through review of current and historical capital markets data, sell-side investment research, consultant whitepapers, and historical performance of investment strategies. Fixed income return projections reflect current yields across the U.S. Treasury yield curve and market expectations of forward yields projected and interpolated for multiple tenors and over multiple year horizons. Global public equity return projections are established through analysis of the equity risk premium and the fixed income return projections. Other asset categories and strategies' return projections reflect the foregoing and historical data analysis. These projections are combined to produce the long-term expected rate of return by weighting the expected future real rates of return by the target asset allocation percentage and by adding expected inflation. Best estimates of arithmetic real rates of return for each major asset class included in the pension plan's target asset allocation as of June 30, 2020 (the valuation date) are summarized in the following table:

<u>Asset Class</u>	<u>Long-Term Expected Real Rate of Return</u>
Fixed Income	1.4%
Global Equity	5.3%
Real Estate	4.3%
Alternatives	8.9%
Opportunistic Fixed Income	6.0%
Inflation Sensitive	4.0%

The information in the preceding table is based on 30-year expectations developed with the consulting actuary and is part of the asset, liability, and

investment policy of the North Carolina Retirement Systems. The long-term nominal rates of return underlying the real rates of return are arithmetic annualized figures. The real rates of return are calculated from nominal rates by multiplicatively subtracting a long-term inflation assumption of 3.05%. Return projections do not include any excess return expectations over benchmark averages. All rates of return and inflation are annualized. The long-term expected real rate of return for the Bond Index Investment Pool as of June 30, 2020 is 1.2%.

**Discount Rate:** The discount rate used to measure the total pension liability was calculated at 7.00% for the December 31, 2019 valuation. This discount rate is in line with the long-term nominal expected return on pension plan investments. The calculation of the net pension liability is a present value calculation of the future net pension payments. These net pension payments assume that contributions from plan members will be made at the current statutory contribution rate and that contributions from employers will be made at the contractually required rates, actuarially determined. Based on those assumptions, the pension plan's fiduciary net position was projected to be available to make all projected future benefit payments of the current plan members. Therefore, the long-term expected rate of return on pension plan investments was applied to all periods of projected benefit payments to determine the total pension liability.

**Sensitivity of the Net Pension Liability to Changes in the Discount Rate:** The following presents the net pension liability of the plan at June 30, 2020 calculated using the discount rate of 7.00%, as well as what the net pension liability would be if it were calculated using a discount rate that is 1-percentage point lower (6.00%) or 1-percentage point higher (8.00%) than the current rate:

Net Pension Liability		
1% Decrease (6.00%)	Current Discount Rate (7.00%)	1% Increase (8.00%)
\$ 40,214,753.60	\$ 22,344,445.00	\$ 7,354,954.69



*Deferred Outflows of Resources and Deferred Inflows of Resources Related to Pensions:* For the year ended June 30, 2021, the College recognized pension expense of \$6,018,578.00. At June 30, 2021, the College reported deferred outflows of resources and deferred inflows of resources related to pensions from the following sources:

**Employer Balances of Deferred Outflows of Resources and Deferred Inflows of Resources Related to Pensions by Classification:**

	Deferred Outflows of Resources	Deferred Inflows of Resources
Difference Between Actual and Expected Experience	\$ 1,231,299.00	\$ -
Changes of Assumptions	757,191.00	-
Net Difference Between Projected and Actual Earnings on Plan Investments	2,471,067.20	-
Change in Proportion and Differences Between Employer's Contributions and Proportionate Share of Contributions	-	1,011,490.00
Contributions Subsequent to the Measurement Date	4,359,366.69	-
<b>Total</b>	<b>\$ 8,818,923.89</b>	<b>\$ 1,011,490.00</b>

The amount reported as deferred outflows of resources related to contributions subsequent to the measurement date will be included as a reduction of the net pension liability in the fiscal year ending June 30, 2022. Other amounts reported as deferred outflows of resources and deferred inflows of resources related to pensions will be recognized as pension expense as follows:

**Schedule of the Net Amount of the Employer's Balances of Deferred Outflows of Resources and Deferred Inflows of Resources That will be Recognized in Pension Expense:**

<u>Year Ending June 30:</u>	<u>Amount</u>
2022	\$ 1,042,593.00
2023	841,113.00
2024	828,209.00
2025	736,152.20
<b>Total</b>	<b>\$ 3,448,067.20</b>

**NOTE 12 - OTHER POSTEMPLOYMENT BENEFITS**

The College participates in two postemployment benefit plans, the Retiree Health Benefit Fund and the Disability Income Plan of North Carolina, that are administered by the State of North Carolina as pension and other employee benefit trust funds. Each plan's financial information, including all information about the plans' assets, deferred outflows of resources, liabilities, deferred inflows of resources, and fiduciary net position, is included in the State of North Carolina's fiscal year 2020 *Comprehensive Annual Financial Report*. An

electronic version of this report is available on the North Carolina Office of the State Controller's website at <https://www.osc.nc.gov/> or by calling the State Controller's Financial Reporting Section at (919) 707-0500.

## A. Summary of Significant Accounting Policies and Plan Asset Matters

*Basis of Accounting:* The financial statements of these plans were prepared using the accrual basis of accounting. Employer contributions are recognized when due and the employer has made a formal commitment to provide the contributions. Benefits are recognized when due and payable in accordance with the terms of each plan. For purposes of measuring the net OPEB liability, deferred outflows of resources and deferred inflows of resources related to OPEB, and OPEB expense, information about the fiduciary net position of each plan, and additions to/deductions from each plans' fiduciary net position have been determined on the same basis as they are reported by the plans.

*Methods Used to Value Plan Investments:* Pursuant to *North Carolina General Statutes*, the State Treasurer is the custodian and administrator of the other postemployment benefits funds. The State Treasurer maintains various investment portfolios in its External Investment Pool. The Retiree Health Benefit Fund participates in the External Investment Pool. The Disability Income Plan of North Carolina is invested in the Short-Term Investment Portfolio of the External Investment Pool and the Bond Index External Investment Pool. The investment balance of each other employee benefit trust fund represents its share of the fair value of the net position of the various portfolios within the pool. Detailed descriptions of the methods and significant assumptions regarding investments of the State Treasurer are provided in the *2020 Comprehensive Annual Financial Report*.

## B. Plan Descriptions

### 1. Health Benefits

*Plan Administration:* The State of North Carolina administers the North Carolina State Health Plan for Teachers and State Employees, referred to as the State Health Plan (the Plan), a healthcare plan exclusively for the benefit of employees of the State, the University of North Carolina System, community colleges, and certain other component units. In addition, Local Education Agencies (LEAs), charter schools, and some select local governments that are not part of the State's financial reporting entity also participate. Health benefit programs and premium rates are determined by the State Treasurer upon approval of the Plan Board of Trustees.

The Retiree Health Benefit Fund (RHBF) has been established as a fund to provide health benefits to retired and disabled employees and their applicable beneficiaries. RHBF is established by General Statute 135-7, Article 1. RHBF is a cost-sharing, multiple-employer, defined benefit healthcare plan, exclusively for the benefit of eligible former

employees of the State, the University of North Carolina System, and community colleges. In addition, LEAs, charter schools, and some select local governments that are not part of the State's financial reporting entity also participate.

By statute, RHBF is administered by the Board of Trustees of the Teachers' and State Employees' Retirement System (TSERS). RHBF is supported by a percent of payroll contribution from participating employing units. Each year the percentage is set in legislation, as are the maximum per retiree contributions from RHBF to the Plan. The State Treasurer, with the approval of the Plan Board of Trustees, then sets the employer contributions (subject to the legislative cap) and the premiums to be paid by retirees, as well as the health benefits to be provided through the Plan.

*Benefits Provided:* Plan benefits received by retired employees and disabled employees from RHBF are OPEB. The healthcare benefits for retired and disabled employees who are not eligible for Medicare are the same as for active employees as described in Note 13. The plan options change when former employees become eligible for Medicare. Medicare retirees have the option of selecting one of two fully-insured Medicare Advantage/Prescription Drug Plan options or the self-funded Traditional 70/30 Preferred Provider Organization plan option that is also offered to non-Medicare members. If the Traditional 70/30 Plan is selected by a Medicare retiree, the self-funded State Health Plan coverage is secondary to Medicare.

Those former employees who are eligible to receive medical benefits from RHBF are long-term disability beneficiaries of the Disability Income Plan of North Carolina and retirees of TSERS, the Consolidated Judicial Retirement System, the Legislative Retirement System, the Optional Retirement Program (ORP), and a small number of local governments, with five or more years of contributory membership service in their retirement system prior to disability or retirement, with the following exceptions: for employees first hired on or after October 1, 2006, and members of the North Carolina General Assembly first taking office on or after February 1, 2007, future coverage as retired employees and retired members of the North Carolina General Assembly is subject to the requirement that the future retiree have 20 or more years of retirement service credit in order to receive coverage on a noncontributory basis. Employees first hired on or after October 1, 2006 and members of the North Carolina General Assembly first taking office on or after February 1, 2007 with 10 but less than 20 years of retirement service credit are eligible for coverage on a partially contributory basis. For such future retirees, the State will pay 50% of the State Health Plan's total noncontributory premium.

Section 35.21 (c) & (d) of Session Law 2017-57 repeals retiree medical benefits for employees first hired on or after January 1, 2021. The legislation amends Article 3B of Chapter 135 of the General Statutes

to require that retirees must earn contributory retirement service in the Teachers' and State Employees' Retirement System (or in an allowed local system unit), the Consolidated Judicial Retirement System, or the Legislative Retirement System prior to January 1, 2021, and not withdraw that service, in order to be eligible for retiree medical benefits under the amended law. Consequently, members first hired on and after January 1, 2021 will not be eligible to receive retiree medical benefits.

The Plan's and RHBF's benefit and contribution provisions are established by Chapter 135-7, Article 1, and Chapter 135, Article 3B of the General Statutes and may be amended only by the North Carolina General Assembly. RHBF does not provide for automatic post-retirement benefit increases.

*Contributions:* Contribution rates to RHBF, which are intended to finance benefits and administrative expenses on a pay-as-you-go basis, are determined by the North Carolina General Assembly in the Appropriations Bill. The College's contractually-required contribution rate for the year ended June 30, 2021 was 6.68% of covered payroll. The College's contributions to the RHBF were \$1,970,268.57 for the year ended June 30, 2021.

In fiscal year 2020, the State Health Plan (the Plan) transferred \$475.2 million to RHBF as a result of cost savings to the Plan over a span of six years. For financial reporting purposes, the transfer was recognized as a nonemployer contributing entity contribution. The contribution was allocated among RHBF employers and recorded as noncapital contributions. For the fiscal year ended June 30, 2021, the College recognized noncapital contributions for RHBF of \$741,635.00.

## 2. Disability Income

*Plan Administration:* As discussed in Note 13, short-term and long-term disability benefits are provided through the Disability Income Plan of North Carolina (DIPNC), a cost-sharing, multiple-employer, defined benefit plan, to the eligible members of TSERS which includes employees of the State, the University of North Carolina System, community colleges, certain participating component units, LEAs which are not part of the reporting entity, and the ORP. By statute, DIPNC is administered by the Department of State Treasurer and the Board of Trustees of TSERS.

*Benefits Provided:* Long-term disability benefits are payable as an OPEB from DIPNC after the conclusion of the short-term disability period or after salary continuation payments cease, whichever is later, for as long as an employee is disabled. An employee is eligible to receive long-term disability benefits provided the following requirements are met: (1) the employee has five or more years of contributing membership service in TSERS or the ORP, earned within 96 months prior to the end of the short-term disability period or

cessation of salary continuation payments, whichever is later; (2) the employee must make application to receive long-term benefits within 180 days after the conclusion of the short-term disability period or after salary continuation payments cease or after monthly payments for Workers' Compensation cease (excluding monthly payments for permanent partial benefits), whichever is later; (3) the employee must be certified by the Medical Board to be mentally or physically disabled for the further performance of his/her usual occupation; (4) the disability must have been continuous, likely to be permanent, and incurred at the time of active employment; (5) the employee must not be eligible to receive an unreduced retirement benefit from TSERS; and (6) the employee must terminate employment as a permanent, full-time employee. An employee is eligible to receive an unreduced retirement benefit from TSERS after (1) reaching the age of 65 and completing five years of membership service, or (2) reaching the age of 60 and completing 25 years of creditable service, or (3) completing 30 years of creditable service, at any age.

For employees who had five or more years of membership service as of July 31, 2007, during the first 36 months of the long-term disability period, the monthly long-term disability benefit is equal to 65% of one-twelfth of an employee's annual base rate of compensation last payable to the participant or beneficiary prior to the beginning of the short-term disability period, plus the like percentage of one-twelfth of the annual longevity payment and local supplements to which the participant or beneficiary would be eligible. The monthly benefits are subject to a maximum of \$3,900 per month reduced by any primary Social Security disability benefits and by monthly payments for Workers' Compensation to which the participant or beneficiary may be entitled, but the benefits payable shall be no less than \$10 a month. After the first 36 months of the long-term disability, the long-term benefit is calculated in the same manner as described above except the monthly benefit is reduced by an amount equal to a monthly primary Social Security disability benefit to which the participant or beneficiary might be entitled had Social Security disability benefits been awarded. When an employee qualifies for an unreduced service retirement allowance from TSERS, the benefits payable from DIPNC will cease, and the employee will commence retirement under TSERS or the ORP.

For employees who had less than five years of membership service as of July 31, 2007, and meet the requirements for long-term disability on or after August 1, 2007, during the first 36 months of the long-term disability period, the monthly long-term benefit shall be reduced by an amount equal to the monthly primary Social Security retirement benefit to which the employee might be entitled should the employee become age 62 during the first 36 months. This reduction becomes effective as of the first day of the month following the month of initial entitlement to Social Security benefits. After the first 36 months of the long-term disability, no further benefits are payable under the terms of this

section unless the employee has been approved and is in receipt of primary Social Security disability benefits.

*Contributions:* Although DIPNC operates on a calendar year, disability income benefits are funded by actuarially determined employer contributions that are established in the Appropriations Bill by the North Carolina General Assembly and coincide with the State's fiscal year. The College's contractually-required contribution rate for the year ended June 30, 2021 was 0.09% of covered payroll. The College's contributions to DIPNC were \$26,545.53 for the year ended June 30, 2021.

### C. Net OPEB Liability (Asset)

*Net OPEB Liability:* At June 30, 2021, the College reported a liability of \$43,294,431.00 for its proportionate share of the collective net OPEB liability for RHBF. The net OPEB liability was measured as of June 30, 2020. The total OPEB liability used to calculate the net OPEB liability was determined by an actuarial valuation as of December 31, 2019, and update procedures were used to roll forward the total OPEB liability to June 30, 2020. The College's proportion of the net OPEB liability was based on the present value of future salaries for the College relative to the present value of future salaries for all participating employers, actuarially-determined. As of June 30, 2020, the College's proportion was 0.15607%, which was a decrease of 0.00964 from its proportion measured as of June 30, 2019, which was 0.16571%.

*Net OPEB Asset:* At June 30, 2021, the College reported an asset of \$78,297.00 for its proportionate share of the collective net OPEB asset for DIPNC. The net OPEB asset was measured as of June 30, 2020. The total OPEB liability used to calculate the net OPEB asset was determined by an actuarial valuation as of December 31, 2019, and update procedures were used to roll forward the total OPEB liability to June 30, 2020. The College's proportion of the net OPEB asset was based on the present value of future salaries for the College relative to the present value of future salaries for all participating employers, actuarially-determined. As of June 30, 2020, the College's proportion was 0.15916%, which was a decrease of 0.00834 from its proportion measured as of June 30, 2019, which was 0.16750%.

*Actuarial Assumptions:* The total OPEB liabilities for RHBF and DIPNC were determined by actuarial valuations as of December 31, 2019, using the following actuarial assumptions, applied to all periods included in the measurement, unless otherwise specified. The total OPEB liabilities were then rolled forward to June 30, 2020 utilizing update procedures incorporating the actuarial assumptions.

	Retiree Health Benefit Fund	Disability Income Plan of N. C.
Valuation Date	12/31/2019	12/31/2019
Inflation	3%	3%
Salary Increases*	3.5% - 8.1%	3.5% - 8.1%
Investment Rate of Return**	7%	3.75%
Healthcare Cost Trend Rate - Medical	6.5% grading down to 5% by 2024	6.5% grading down to 5% by 2024
Healthcare Cost Trend Rate - Prescription Drug	9.5% grading down to 5% by 2029	9.5% grading down to 5% by 2029
Healthcare Cost Trend Rate - Medicare Advantage	5%	N/A
Healthcare Cost Trend Rate - Administrative	3%	3%

\* Salary increases include 3.5% inflation and productivity factor.

\*\* Investment rate of return is net of pension plan investment expense, including inflation.

N/A - Not Applicable

The OPEB plans currently use mortality tables that vary by age, gender, employee group (i.e. teacher, general, law enforcement officer) and health status (i.e. disabled and healthy). The current mortality rates are based on published tables and studies that cover significant portions of the U.S. population. The healthy mortality rates also contain a provision to reflect future mortality improvements.

The projected long-term investment returns and inflation assumptions are developed through a review of current and historical capital markets data, sell-side investment research, consultant whitepapers, and historical performance of investment strategies. Fixed income return projections reflect current yields across the U.S. Treasury yield curve and market expectations of forward yields projected and interpolated for multiple tenors and over multiple year horizons. Global public equity return projects are established through analysis of the equity risk premium and the fixed income return projections. Other asset categories and strategies' return projections reflect the foregoing and historical data analysis. These projections are combined to produce the long-term expected rate of return by weighting the expected future real rates of return by the target asset allocation percentage and by adding expected inflation. DIPNC is primarily invested in the Bond Index Investment Pool as of June 30, 2020.



Best estimates of real rates of return for each major asset class included in RHBF's target asset allocation as of June 30, 2020 (the valuation date) are summarized in the following table:

Asset Class	Long-Term Expected Real Rate of Return
Fixed Income	1.4%
Global Equity	5.3%
Real Estate	4.3%
Alternatives	8.9%
Opportunistic Fixed Income	6.0%
Inflation Sensitive	4.0%

The information in the preceding table is based on 30-year expectations developed with the consulting actuary and is part of the asset, liability, and investment policy of the North Carolina Retirement Systems. The long-term nominal rates of return underlying the real rates of return are arithmetic annualized figures. The real rates of return are calculated from nominal rates by multiplicatively subtracting a long-term inflation assumption of 3.05%. Return projections do not include any excess return expectations over benchmark averages. All rates of return and inflation are annualized. The long-term expected real rate of return for the Bond Index Investment Pool as of June 30, 2020 is 1.2%.

Actuarial valuations of the plans involve estimates of the value of reported amounts and assumptions about the probability of occurrence of events far into the future. Examples include assumptions about future employment, mortality, and the healthcare cost trend. Actuarially determined amounts are subject to continual revision as actual results are compared to past expectations and new estimates are made about the future.

The actuarial assumptions used for RHBF are consistent with those used to value the pension benefits of TSERS where appropriate. These assumptions are based on the most recent pension valuations available. The discount rate used for RHBF reflects a pay-as-you-go approach.

Projections of benefits for financial reporting purposes of the plans are based on the substantive plan (the plan as understood by the employer and plan members) and include the types of benefits provided at the time of each valuation and historical pattern of sharing of benefit costs between the employer and plan members to that point. Historically, the benefits funded solely by employer contributions applied equally to all retirees. Currently, as described earlier in the note, benefits are dependent on membership requirements.

The actuarial methods and assumptions used for DIPNC include techniques that are designed to reduce the effects of short-term volatility in actuarial accrued liabilities and the actuarial value of assets, consistent with the long-term perspective of the calculations.



The actuarial assumptions used in the December 31, 2019 valuations were generally based on the results of an actuarial experience study prepared as of December 31, 2014, as amended for updates to certain assumptions (such as the long-term investment return, medical claims, and medical trend rate assumptions) implemented based on annual reviews that have occurred since that experience study.

**Discount Rate:** The discount rate used to measure the total OPEB liability for RHBF was 2.21%. The projection of cash flows used to determine the discount rate assumed that contributions from employers will be made at the current statutorily determined contribution rate. Based on the above assumptions, the plan's fiduciary net position was not projected to be available to make projected future benefit payments of current plan members. As a result, a municipal bond rate of 2.21% was used as the discount rate used to measure the total OPEB liability. The 2.21% rate is based on the Bond Buyer 20-year General Obligation Index as of June 30, 2020.

The discount rate used to measure the total OPEB liability for DIPNC was 3.75%. The projection of cash flows used to determine the discount rate assumed that contributions from plan members will be made at the current contribution rate and that contributions from employers will be made at statutorily required rates, actuarially determined. Based on those assumptions, the plan's fiduciary net position was projected to be available to make all projected future benefit payments of the current plan members. Therefore, the long-term expected rate of return on plan investments was applied to all periods of projected benefit payments to determine the total OPEB liability.

**Sensitivity of the Net OPEB Liability (Asset) to Changes in the Discount Rate:** The following presents the College's proportionate share of the net OPEB liability (asset) of the plans, as well as what the plans' net OPEB liability (asset) would be if it were calculated using a discount rate that is 1-percentage point lower or 1-percentage point higher than the current discount rate:

		Net OPEB Liability (Asset)		
		1% Decrease (1.21%)	Current Discount Rate (2.21%)	1% Increase (3.21%)
RHBF	\$	51,344,455.73	\$ 43,294,431.00	\$ 36,808,794.89
		1% Decrease (2.75%)	Current Discount Rate (3.75%)	1% Increase (4.75%)
DIPNC	\$	(67,620.72)	\$ (78,297.00)	\$ (88,663.26)

**Sensitivity of the Net OPEB Liability (Asset) to Changes in the Healthcare Cost Trend Rates:** The following presents the net OPEB liability (asset) of the plans, as well as what the plans' net OPEB liability (asset) would be if

it were calculated using healthcare cost trend rates that are 1-percentage point lower or 1-percentage point higher than the current healthcare cost trend rates:

Net OPEB Liability (Asset)			
	1% Decrease (Medical - 4% - 5.5%, Pharmacy - 4% - 8.5%, Med. Advantage - 4%, Administrative - 2%)	Current Healthcare Cost Trend Rates (Medical - 5% - 6.5%, Pharmacy - 5% - 9.5%, Med. Advantage - 5%, Administrative - 3%)	1% Increase (Medical - 6% - 7.5%, Pharmacy - 6% - 10.5%, Med. Advantage - 6%, Administrative - 4%)
RHBF	\$ 34,903,139.87	\$ 43,294,431.00	\$ 54,510,522.17
DIPNC	\$ (78,426.09)	\$ (78,297.00)	\$ (78,184.17)

**OPEB Expense:** For the fiscal year ended June 30, 2021, the College recognized OPEB expense as follows:

OPEB Plan	Amount
RHBF	\$ (2,837,671.00)
DIPNC	61,100.00
<b>Total OPEB Expense</b>	<b>\$ (2,776,571.00)</b>

**Deferred Outflows of Resources and Deferred Inflows of Resources Related to OPEB:** At June 30, 2021, the College reported deferred outflows of resources and deferred inflows of resources related to OPEB from the following sources:

Employer Balances of Deferred Outflows of Resources Related to OPEB by Classification:			
	RHBF	DIPNC	Total
Differences Between Actual and Expected Experience	\$ 39,222.00	\$ 56,720.00	\$ 95,942.00
Changes of Assumptions	1,898,708.00	6,088.00	1,904,796.00
Net Difference Between Projected and Actual Earnings on Plan Investments	91,204.00	-	91,204.00
Changes in Proportion and Differences Between Employer's Contributions and Proportionate Share of Contributions	1,007,532.43	20,927.47	1,028,459.90
Contributions Subsequent to the Measurement Date	1,970,268.57	26,545.53	1,996,814.10
<b>Total</b>	<b>\$ 5,006,935.00</b>	<b>\$ 110,281.00</b>	<b>\$ 5,117,216.00</b>

**Employer Balances of Deferred Inflows of Resources  
Related to OPEB by Classification:**

	RHBFB	DIPNC	Total
Differences Between Actual and Expected Experience	\$ 1,693,731.00	\$ -	\$ 1,693,731.00
Changes of Assumptions	17,569,563.00	6,166.00	17,575,729.00
Net Difference Between Projected and Actual Earnings on Plan Investments	-	13,264.00	13,264.00
Changes in Proportion and Differences Between Employer's Contributions and Proportionate Share of Contributions	7,609,272.00	-	7,609,272.00
<b>Total</b>	<b>\$ 26,872,566.00</b>	<b>\$ 19,430.00</b>	<b>\$ 26,891,996.00</b>

Amounts reported as deferred outflows of resources related to contributions subsequent to the measurement date will be recognized as a reduction of the net OPEB liability related to RHBFB and an increase of the net OPEB asset related to DIPNC in the fiscal year ending June 30, 2022. Other amounts reported as deferred outflows of resources and deferred inflows of resources related to OPEB will be recognized in OPEB expense as follows:

**Schedule of the Net Amount of the Employer's Balances of Deferred  
Outflows of Resources and Deferred Inflows of Resources That will be  
Recognized in OPEB Expense:**

Year Ending June 30:	RHBFB	DIPNC
2022	\$ (7,749,320.00)	\$ 19,127.00
2023	(7,744,565.00)	13,801.00
2024	(3,774,969.00)	8,387.00
2025	(2,499,181.00)	11,832.00
2026	(2,067,864.57)	3,084.00
Thereafter	-	8,074.47
<b>Total</b>	<b>\$ (23,835,899.57)</b>	<b>\$ 64,305.47</b>

## NOTE 13 - RISK MANAGEMENT

The College is exposed to various risks of loss related to torts; theft of, damage to, and destruction of assets; errors and omissions; injuries to employees; and natural disasters. These exposures to loss are handled via a combination of methods, including participation in state-administered insurance programs, purchase of commercial insurance, and self-retention of certain risks. There have been no significant reductions in insurance coverage from the previous year and settled claims have not exceeded coverage in any of the past three fiscal years.

### A. Public Entity Risk Pool

#### State Public Education Property Insurance Fund

Fire and other property losses are covered by the State Public Education Property Insurance Fund (Fund), a state-administered public entity risk pool. The Fund is financed by premiums and interest collected through membership participation and retains a \$10,000,000 deductible per

occurrence. Reinsurance is purchased by the Fund to cover catastrophic events in excess of the \$10,000,000 deductible. Membership insured property is covered under an all risk coverage contract. Building and contents are valued under a replacement cost basis. No coinsurance penalties apply. There have been no significant reductions in insurance coverage from the previous year and settled claims have not exceeded coverage in any of the past three fiscal years.

### **B. Employee Benefit Plans**

#### **1. State Health Plan**

College employees are provided comprehensive major medical care benefits. Coverage is funded by contributions to the State Health Plan (Plan), a discretely presented component unit of the State of North Carolina. The Plan is funded by employer and employee contributions. The Plan has contracted with third parties to process claims. See Note 12, Other Postemployment Benefits, for additional information regarding retiree health benefits.

#### **2. Death Benefit Plan of North Carolina**

Term life insurance (death benefits) of \$25,000 to \$50,000 is provided to eligible workers who enroll in the Teachers' and State Employees' Retirement System. This Death Benefit Plan is administered by the State Treasurer and funded via employer contributions. The employer contribution rate was 0.13% for the current fiscal year.

#### **3. Disability Income Plan**

Short-term and long-term disability benefits are provided to College employees through the Disability Income Plan of North Carolina (DIPNC), part of the State's Pension and Other Employee Benefit Trust Funds. Short-term benefits are paid by the College for up to twelve months. The Board of Trustees of the DIPNC may extend the short-term disability benefits for up to an additional twelve months. During the extended period of short-term disability benefits, payments are made directly by the DIPNC to the beneficiary. As discussed in Note 12, long-term disability benefits are payable as other postemployment benefits from DIPNC after the conclusion of the short-term disability period or after salary continuation payments cease, whichever is later, for as long as an employee is disabled.

### **C. Other Risk Management and Insurance Activities**

#### **1. Automobile Insurance**

State-owned vehicles are covered by liability insurance through a private insurance company and handled by the North Carolina Department of Insurance. The liability limits for losses are \$1,000,000

per claim and \$10,000,000 per occurrence. The College pays premiums to the North Carolina Department of Insurance for the coverage. Liability insurance for other College-owned vehicles is covered by contracts with private insurance companies.

## **2. Public Officers' and Employees' Liability Insurance**

The risk of tort claims of up to \$1,000,000 per claimant is retained under the authority of the State Tort Claims Act. In addition, the State provides excess public officers' and employees' liability insurance up to \$2,000,000 per claim and \$5,000,000 in the aggregate per fiscal year via contract with a private insurance company. The North Carolina Community College System Office pays the premium, based on a composite rate, directly to the private insurer.

## **3. Employee Dishonesty and Computer Fraud**

The College is protected for losses from employee dishonesty and computer fraud for employees paid in whole or in part from state funds. This coverage is with a private insurance company and is handled by the North Carolina Department of Insurance. The North Carolina Community College System Office is charged a premium by the private insurance company. Coverage limit is \$5,000,000 per occurrence. The private insurance company pays 90% of each loss less a \$100,000 deductible. Employee dishonesty and computer fraud losses for employees paid from county and institutional funds are covered by contracts with private insurance companies.

## **4. Statewide Workers' Compensation Program**

The State Board of Community Colleges makes the necessary arrangements to carry out the provisions of the Workers' Compensation Act which are applicable to employees whose wages are paid in whole or in part from state funds. The College purchases workers' compensation insurance for employees whose salaries or wages are paid by the Board in whole or in part from county or institutional funds.

Additional details on the state-administered risk management programs are disclosed in the State's *Annual Comprehensive Financial Report*, issued by the Office of the State Controller.

## **5. Other Insurance Held by the College**

The College purchased malpractice insurance for students in medical related fields. Coverage is provided at \$2,000,000 per occurrence with a limit of \$5,000,000.

**NOTE 14 - COMMITMENTS**

The College has established an encumbrance system to track its outstanding commitments on construction projects and other purchases. Outstanding commitments on construction contracts were \$448,920.80 and on other purchases were \$473,544.30 at June 30, 2021.

**NOTE 15 - THE CORONAVIRUS PANDEMIC EMERGENCY**

In response to the coronavirus pandemic emergency, the federal government provided grants to the State and the College through various coronavirus program funds appropriated by (1) The Coronavirus Aid, Relief, and Economic Security (CARES) Act, (2) The Coronavirus Response and Relief Supplemental Appropriations within the Federal Consolidated Appropriations Act of 2021 (CRRSA), and (3) The American Rescue Plan Act of 2021 (ARP).

The grant revenues from the various coronavirus program funds are contingent upon meeting the terms and conditions of the grant and signed agreements with the funding agencies, incurring qualifying expenditures, and are reported in the following nonoperating revenue captions of the financial statements:

**State Aid - Coronavirus** - This caption includes grant funds received directly by the State from the U.S. Department of Treasury, Coronavirus Relief Fund (CRF), and appropriated by the State to the College.

**Federal Aid - COVID-19** - This caption includes grant funds received directly by the College from the U.S. Department of Education, Higher Education Emergency Relief Funds (HEERF). This caption also includes pass-through grant funds from the Governors Emergency Education Relief (GEER) Fund.

**Summary of State and Federal Aid - COVID-19 Revenue Activities for the Fiscal Year Ended June 30, 2021:**

Program	Total Authorized Award	2020 Earned Revenue	2021 Earned Revenue
State Aid - Coronavirus:	N/A	\$ -	\$ 2,289,707.03
Federal Aid - COVID-19:			
HEERF Funds	\$ 35,828,534.00	\$ 2,822,031.19	\$ 8,927,809.94
GEER Funds	279,300.00	-	122,042.76
Total Federal Aid - COVID-19	N/A	\$ 2,822,031.19	\$ 9,049,852.70

**NOTE 16 - CHANGES IN FINANCIAL ACCOUNTING AND REPORTING**

For the fiscal year ended June 30, 2021, the College implemented the following pronouncements issued by the Governmental Accounting Standards Board (GASB):

*GASB Statement No. 84, Fiduciary Activities*

*GASB Statement No. 97, Certain Component Unit Criteria, and Accounting and Financial Reporting for Internal Revenue Code Section 457 Deferred Compensation Plans*

*GASB Statement No. 98, The Annual Comprehensive Financial Report*

GASB Statement No. 84 improves guidance regarding the identification of fiduciary activities for accounting and financial reporting purposes and how those activities should be reported. This Statement establishes criteria for identifying fiduciary activities of all state and local governments. The focus of the criteria generally is on (1) whether a government is controlling the assets of the fiduciary activity, and (2) the beneficiaries with whom a fiduciary relationship exists. Separate criteria are included to identify fiduciary component units and postemployment benefit arrangements that are fiduciary activities. Governments with activities meeting the criteria should present a statement of fiduciary net position and a statement of changes in fiduciary net position. An exception to that requirement is provided for a business-type activity that normally expects to hold custodial assets for 90-days or less.

GASB Statement No. 97's primary objectives are to (1) increase consistency and comparability related to the reporting of fiduciary component units in circumstances in which a potential component unit does not have a governing board and the primary government performs the duties that a governing board typically would perform; (2) mitigate costs associated with the reporting of certain defined contribution pension plans, defined contribution other postemployment benefit (OPEB) plans, and employee benefit plans other than pension plans or OPEB plans (other employee benefit plans) as fiduciary component units in fiduciary fund financial statements; and (3) enhance the relevance, consistency, and comparability of the accounting and financial reporting for Internal Revenue Code (IRC) Section 457 deferred compensation plans (Section 457 plans) that meet the definition of a pension plan and for benefits provided through those plans.

GASB Statement No. 98 establishes the term annual comprehensive financial report and its acronym ACFR. That new term and acronym replace instances of comprehensive annual financial report and its acronym in generally accepted accounting principles for state and local governments.



# **REQUIRED SUPPLEMENTARY INFORMATION**



**Pitt Community College**  
**Required Supplementary Information**  
**Schedule of the Proportionate Share of the Net Pension Liability**  
**Cost-Sharing, Multiple-Employer, Defined Benefit Pension Plan**  
**Last Eight Fiscal Years\***

**Exhibit C-1**

<b>Teachers' and State Employees' Retirement System</b>	<b>2021</b>	<b>2020</b>	<b>2019</b>	<b>2018</b>
Proportionate Share Percentage of Collective Net Pension Liability	0.18494%	0.19297%	0.20397%	0.21208%
Proportionate Share of TSERS Collective Net Pension Liability	\$ 22,344,445.00	\$ 20,005,117.00	\$ 20,307,435.00	\$ 16,827,362.00
Covered Payroll	\$ 29,374,537.16	\$ 28,868,645.01	\$ 29,314,147.85	\$ 29,091,907.12
Proportionate Share of the Net Pension Liability as a Percentage of Covered Payroll	76.07%	69.30%	69.28%	57.84%
Plan Fiduciary Net Position as a Percentage of the Total Pension Liability	85.98%	87.56%	87.61%	89.51%
	<b>2017</b>	<b>2016</b>	<b>2015</b>	<b>2014</b>
Proportionate Share Percentage of Collective Net Pension Liability	0.20752%	0.19784%	0.18850%	0.18320%
Proportionate Share of TSERS Collective Net Pension Liability	\$ 19,073,232.00	\$ 7,290,796.00	\$ 2,210,014.00	\$ 11,122,107.00
Covered Payroll	\$ 27,658,442.01	\$ 26,187,086.06	\$ 25,321,054.62	\$ 24,899,639.11
Proportionate Share of the Net Pension Liability as a Percentage of Covered Payroll	68.96%	27.84%	8.73%	44.67%
Plan Fiduciary Net Position as a Percentage of the Total Pension Liability	87.32%	94.64%	98.24%	90.60%

Note: Information is presented for all years that were measured in accordance with the requirements of GASB Statement No. 68, *Accounting and Financial Reporting for Pensions - An Amendment of GASB Statement No. 27*, as amended.

\* The amounts presented for each fiscal year were determined as of the prior fiscal year ended June 30.

**Pitt Community College**  
**Required Supplementary Information**  
**Schedule of College Contributions**  
**Cost-Sharing, Multiple-Employer, Defined Benefit Pension Plan**  
**Last Ten Fiscal Years**

**Exhibit C-2**

Teachers' and State Employees' Retirement System	2021	2020	2019	2018	2017
Contractually Required Contribution	\$ 4,359,366.69	\$ 3,809,877.47	\$ 3,547,956.47	\$ 3,160,065.14	\$ 2,903,372.33
Contributions in Relation to the Contractually Determined Contribution	4,359,366.69	3,809,877.47	3,547,956.47	3,160,065.14	2,903,372.33
Contribution Deficiency (Excess)	<u>\$ -</u>	<u>\$ -</u>	<u>\$ -</u>	<u>\$ -</u>	<u>\$ -</u>
Covered Payroll	\$ 29,495,038.51	\$ 29,374,537.16	\$ 28,868,645.01	\$ 29,314,147.85	\$ 29,091,907.12
Contributions as a Percentage of Covered Payroll	14.78%	12.97%	12.29%	10.78%	9.98%
	2016	2015	2014	2013	2012
Contractually Required Contribution	\$ 2,530,747.44	\$ 2,396,118.37	\$ 2,200,399.65	\$ 2,074,139.94	\$ 1,791,053.75
Contributions in Relation to the Contractually Determined Contribution	2,530,747.44	2,396,118.37	2,200,399.65	2,074,139.94	1,791,053.75
Contribution Deficiency (Excess)	<u>\$ -</u>	<u>\$ -</u>	<u>\$ -</u>	<u>\$ -</u>	<u>\$ -</u>
Covered Payroll	\$ 27,658,442.01	\$ 26,187,086.06	\$ 25,321,054.62	\$ 24,899,639.11	\$ 24,073,303.08
Contributions as a Percentage of Covered Payroll	9.15%	9.15%	8.69%	8.33%	7.44%

Note: Changes in benefit terms, methods, and assumptions are presented in the Notes to Required Supplementary Information (RSI) schedule following the pension RSI tables.

**Pitt Community College**  
**Notes to Required Supplementary Information**  
**Schedule of College Contributions**  
**Cost-Sharing, Multiple-Employer, Defined Benefit Pension Plan**  
**For the Fiscal Year Ended June 30, 2021**

---

*Changes of Benefit Terms:*

	<u>Cost of Living Increase</u>									
<b>Teachers' and State Employees' Retirement System</b>	<b>2019</b>	<b>2018</b>	<b>2017</b>	<b>2016</b>	<b>2015</b>	<b>2014</b>	<b>2013</b>	<b>2012</b>	<b>2011</b>	<b>2010</b>
	N/A	N/A	1.00%	N/A	N/A	N/A	1.00%	N/A	N/A	N/A

*Changes of Assumptions:* In 2015, the North Carolina Retirement Systems' consulting actuaries performed the quinquennial investigation of each retirement system's actual demographic and economic experience (known as the "Experience Review"). The Experience Review provides the basis for selecting the actuarial assumptions and methods used to determine plan liabilities and funding requirements. The most recent Experience Review examined each plan's experience during the period between January 1, 2010, and December 31, 2014. Based on the findings, the Board of Trustees of the Teachers' and State Employees' Retirement System adopted a number of new actuarial assumptions and methods. The most notable changes to the assumptions include updates to the mortality tables and the mortality improvement projection scales to reflect reduced rates of mortality and significant increases in mortality improvements. These assumptions were adjusted to reflect the mortality projection scale MP-2015, released by the Society of Actuaries in 2015. In addition, the assumed rates of retirement, salary increases, and rates of termination from active employment were reduced to more closely reflect actual experience. The discount rate for the Teachers' and State Employees' Retirement System was lowered from 7.20% to 7.00% for the December 31, 2017 valuation. For the December 31, 2019 valuation, the discount rate was 7.00%.

The Boards of Trustees also adopted a new asset valuation method for the Teachers' and State Employees' Retirement System. For determining plan funding requirements, the plan now uses a five-year smoothing method with a reset of the actuarial value of assets to market value as of December 31, 2014.

The Notes to Required Supplementary Information reflect information included in the State of North Carolina's 2020 *Comprehensive Annual Financial Report*.

N/A - Not Applicable

**Pitt Community College**  
**Required Supplementary Information**  
**Schedule of the Proportionate Share of the Net OPEB Liability or Asset**  
**Cost-Sharing, Multiple-Employer, Defined Benefit OPEB Plans**  
**Last Five Fiscal Years\***

**Exhibit C-3**

<b>Retiree Health Benefit Fund</b>	<b>2021</b>	<b>2020</b>	<b>2019</b>	<b>2018</b>	<b>2017</b>
Proportionate Share Percentage of Collective Net OPEB Liability	0.15607%	0.16571%	0.17803%	0.17338%	0.17930%
Proportionate Share of Collective Net OPEB Liability	\$ 43,294,431.00	\$ 52,428,497.00	\$ 50,717,589.00	\$ 56,845,073.00	\$ 78,001,594.00
Covered Payroll	\$ 29,374,537.16	\$ 28,868,645.01	\$ 29,314,147.85	\$ 29,091,907.12	\$ 27,658,442.01
Proportionate Share of the Net OPEB Liability as a Percentage of Covered Payroll	147.39%	181.61%	173.01%	195.40%	282.02%
Plan Fiduciary Net Position as a Percentage of the Total OPEB Liability	6.92%	4.40%	4.40%	3.52%	2.41%
<b>Disability Income Plan of North Carolina</b>					
Proportionate Share Percentage of Collective Net OPEB Asset	0.15916%	0.16750%	0.17865%	0.18640%	0.18485%
Proportionate Share of Collective Net OPEB Asset	\$ 78,297.00	\$ 72,276.00	\$ 54,267.00	\$ 113,928.00	\$ 114,792.00
Covered Payroll	\$ 29,374,537.16	\$ 28,868,645.01	\$ 29,314,147.85	\$ 29,091,907.12	\$ 27,658,442.01
Proportionate Share of the Net OPEB Asset as a Percentage of Covered Payroll	0.27%	0.25%	0.19%	0.39%	0.42%
Plan Fiduciary Net Position as a Percentage of the Total OPEB Liability	115.57%	113.00%	108.47%	116.23%	116.06%

Note: Information is presented for all years that were measured in accordance with the requirements of GASB Statement No. 75, *Accounting and Financial Reporting for Postemployment Benefits Other Than Pensions*, as amended.

\* The amounts presented for each fiscal year were determined as of the prior fiscal year ended June 30.

**Pitt Community College**  
**Required Supplementary Information**  
**Schedule of College Contributions**  
**Cost-Sharing, Multiple-Employer, Defined Benefit OPEB Plans**  
**Last Ten Fiscal Years**

**Exhibit C-4**

<b>Retiree Health Benefit Fund</b>	<b>2021</b>	<b>2020</b>	<b>2019</b>	<b>2018</b>	<b>2017</b>
Contractually Required Contribution	\$ 1,970,268.57	\$ 1,900,532.55	\$ 1,810,064.04	\$ 1,773,505.94	\$ 1,689,936.01
Contributions in Relation to the Contractually Determined Contribution	1,970,268.57	1,900,532.55	1,810,064.04	1,773,505.94	1,689,936.01
Contribution Deficiency (Excess)	<u>\$ -</u>	<u>\$ -</u>	<u>\$ -</u>	<u>\$ -</u>	<u>\$ -</u>
Covered Payroll	\$ 29,495,038.51	\$ 29,374,537.16	\$ 28,868,645.01	\$ 29,314,147.85	\$ 29,091,907.12
Contributions as a Percentage of Covered Payroll	6.68%	6.47%	6.27%	6.05%	5.81%
	<b>2016</b>	<b>2015</b>	<b>2014</b>	<b>2013</b>	<b>2012</b>
Contractually Required Contribution	\$ 1,548,872.75	\$ 1,437,671.02	\$ 1,367,336.95	\$ 1,319,680.87	\$ 1,203,665.15
Contributions in Relation to the Contractually Determined Contribution	1,548,872.75	1,437,671.02	1,367,336.95	1,319,680.87	1,203,665.15
Contribution Deficiency (Excess)	<u>\$ -</u>	<u>\$ -</u>	<u>\$ -</u>	<u>\$ -</u>	<u>\$ -</u>
Covered Payroll	\$ 27,658,442.01	\$ 26,187,086.06	\$ 25,321,054.62	\$ 24,899,639.11	\$ 24,073,303.08
Contributions as a Percentage of Covered Payroll	5.60%	5.49%	5.40%	5.30%	5.00%
<b>Disability Income Plan of North Carolina</b>	<b>2021</b>	<b>2020</b>	<b>2019</b>	<b>2018</b>	<b>2017</b>
Contractually Required Contribution	\$ 26,545.53	\$ 29,374.54	\$ 40,416.10	\$ 41,039.81	\$ 110,549.25
Contributions in Relation to the Contractually Determined Contribution	26,545.53	29,374.54	40,416.10	41,039.81	110,549.25
Contribution Deficiency (Excess)	<u>\$ -</u>	<u>\$ -</u>	<u>\$ -</u>	<u>\$ -</u>	<u>\$ -</u>
Covered Payroll	\$ 29,495,038.51	\$ 29,374,537.16	\$ 28,868,645.01	\$ 29,314,147.85	\$ 29,091,907.12
Contributions as a Percentage of Covered Payroll	0.09%	0.10%	0.14%	0.14%	0.38%
	<b>2016</b>	<b>2015</b>	<b>2014</b>	<b>2013</b>	<b>2012</b>
Contractually Required Contribution	\$ 113,399.61	\$ 107,367.05	\$ 111,412.64	\$ 109,558.41	\$ 125,181.18
Contributions in Relation to the Contractually Determined Contribution	113,399.61	107,367.05	111,412.64	109,558.41	125,181.18
Contribution Deficiency (Excess)	<u>\$ -</u>	<u>\$ -</u>	<u>\$ -</u>	<u>\$ -</u>	<u>\$ -</u>
Covered Payroll	\$ 27,658,442.01	\$ 26,187,086.06	\$ 25,321,054.62	\$ 24,899,639.11	\$ 24,073,303.08
Contributions as a Percentage of Covered Payroll	0.41%	0.41%	0.44%	0.44%	0.52%

Note: Changes in benefit terms, methods, and assumptions are presented in the Notes to Required Supplementary Information (RSI) schedule following the OPEB RSI tables.

**Pitt Community College**  
**Notes to Required Supplementary Information**  
**Schedule of College Contributions**  
**Cost-Sharing, Multiple-Employer, Defined Benefit OPEB Plans**  
**For the Fiscal Year Ended June 30, 2021**

---

*Changes of Benefit Terms:* Effective January 1, 2016, benefit terms related to copays, out-of-pocket maximums, and deductibles were changed for three of five options of the Retiree Health Benefit Fund (RHBF). Most of the changes were an increase in the amount from the previous year.

Effective January 1, 2017, benefit terms related to copays, coinsurance maximums, out-of-pocket maximums, and deductibles were changed for two of five options of the RHBF. Most of the changes were an increase in the amount from the previous year.

Effective January 1, 2019, benefit terms related to copays, out-of-pocket maximums, and deductibles were changed for one of four options of the RHBF. Out of pocket maximums increased while certain specialist copays decreased related to option benefits.

Effective January 1, 2020, benefit terms related to copays, out-of-pocket maximums, and deductibles were changed for the 70/30 PPO option of the RHBF. Only the copays were adjusted for 80/20 PPO option of the RHBF.

Additionally, the December 31, 2017 Disability Income Plan of North Carolina (DIPNC) actuarial valuation includes a liability for the State's potential reimbursement of health insurance premiums paid by employers during the second six months of the short-term disability benefit period.

*Method and Assumptions Used in Calculations of Actuarially Determined Contributions:* An actuarial valuation is performed for each plan each year. The actuarially determined contribution rates in the Schedule of College Contributions are calculated by the actuary as a projection of the required employer contribution for the fiscal year beginning six months following the date of the valuation results for the RHBF. The actuarially determined contribution rates in the Schedule of College Contributions are calculated by the actuary as a projection of the required employer contribution for the fiscal year beginning 18 months following the date of the valuation results for the DIPNC. See Note 12 for more information on the specific assumptions for each plan. The actuarially determined contributions for those items with covered payroll were determined using the actuarially determined contribution rate from the actuary and covered payroll as adjusted for timing differences and other factors such as differences in employee class. Other actuarially determined contributions are disclosed in the schedule as expressed by the actuary in reports to the plans.

*Changes of Assumptions:* In 2015, the North Carolina Retirement Systems' consulting actuaries performed the quinquennial investigation of each retirement system's actual demographic and economic experience (known as the "Experience Review"). The Experience Review provides the basis for selecting the actuarial assumptions and methods used to determine plan liabilities and funding requirements. The most recent experience review examined each plan's experience during the period between January 1, 2010, and December 31, 2014. Based on the findings, the Boards of Trustees of the Teachers' and State Employees' Retirement System and the State Health Plan adopted a number of new actuarial assumptions and methods for the RHBF and the DIPNC. The most notable changes to the assumptions include updates to the mortality tables and the mortality improvement projection scales to reflect reduced rates of mortality and significant increases in mortality improvements. These assumptions were adjusted to reflect the mortality projection scale MP-2015, released by the Society of Actuaries in 2015. In addition, the assumed rates of retirement and rates of termination from active employment were reduced to more closely reflect actual experience.


For the actuarial valuation measured as of June 30, 2020, the discount rate for the RHBF was updated to 2.21%. In the prior year, disability rates were adjusted to the non-grandfathered assumptions used in the Teachers' and State Employees' Retirement System actuarial valuation to better align with the anticipated incidence of disability. Medical and prescription drug claim costs were changed based on most recent experience, and medical and prescription drug trend rates were changed to the current schedule. Enrollment assumptions were updated to model expected migrations among RHBF plan options over the next four years. For the DIPNC actuarial valuation as of December 31, 2018, for individuals who may become disabled in the future, the Social Security disability income benefit (which is an offset for the DIPNC benefit) was updated to be based on assumed Social Security calculation parameters in the year of disability. The assumed costs related to the Patient Protection and Affordable Care Act regarding the Health Insurance Provider Fee for the fully insured plans and Excise Tax were removed when those pieces were released December 2019.

The Notes to Required Supplementary Information reflect information included in the State of North Carolina's 2020 *Comprehensive Annual Financial Report*.



# **INDEPENDENT AUDITOR'S REPORT**

STATE OF NORTH CAROLINA  
**Office of the State Auditor**



**Beth A. Wood, CPA**  
State Auditor

2 S. Salisbury Street  
20601 Mail Service Center  
Raleigh, NC 27699-0600  
Telephone: (919) 807-7500  
Fax: (919) 807-7647  
<https://www.auditor.nc.gov>

**INDEPENDENT AUDITOR'S REPORT  
ON INTERNAL CONTROL OVER FINANCIAL REPORTING  
AND ON COMPLIANCE AND OTHER MATTERS BASED ON AN  
AUDIT OF FINANCIAL STATEMENTS PERFORMED IN ACCORDANCE WITH  
*GOVERNMENT AUDITING STANDARDS***

---

Board of Trustees  
Pitt Community College  
Winterville, North Carolina

We have audited, in accordance with the auditing standards generally accepted in the United States of America and the standards applicable to financial audits contained in *Government Auditing Standards* issued by the Comptroller General of the United States, the financial statements of Pitt Community College (College), a component unit of the State of North Carolina, and its discretely presented component unit, as of and for the year ended June 30, 2021, and the related notes to the financial statements, which collectively comprise the College's basic financial statements, and have issued our report thereon dated January 17, 2022. Our report includes a reference to other auditors who audited the financial statements of Pitt Community College Foundation, Inc. as described in our report on the College's financial statements. The financial statements of Pitt Community College Foundation, Inc. were not audited in accordance with *Government Auditing Standards*, and accordingly, this report does not include reporting on internal control over financial reporting or compliance and other matters associated with Pitt Community College Foundation, Inc.

Internal Control Over Financial Reporting

In planning and performing our audit of the financial statements, we considered the College's internal control over financial reporting (internal control) as a basis for designing audit procedures that are appropriate in the circumstances for the purpose of expressing our opinions on the financial statements, but not for the purpose of expressing an opinion on the effectiveness of the College's internal control. Accordingly, we do not express an opinion on the effectiveness of the College's internal control.

*A deficiency in internal control* exists when the design or operation of a control does not allow management or employees, in the normal course of performing their assigned functions, to prevent, or detect and correct, misstatements on a timely basis. A *material weakness* is a deficiency, or a combination of deficiencies, in internal control such that there is a reasonable possibility that a material misstatement of the College's financial statements will not be prevented, or detected and corrected on a timely basis. A *significant deficiency* is a deficiency,



or a combination of deficiencies, in internal control that is less severe than a material weakness, yet important enough to merit attention by those charged with governance.

Our consideration of internal control was for the limited purpose described in the first paragraph of this section and was not designed to identify all deficiencies in internal control that might be material weaknesses or significant deficiencies. Given these limitations, during our audit we did not identify any deficiencies in internal control that we consider to be material weaknesses. However, material weaknesses may exist that have not been identified.

### Compliance and Other Matters

As part of obtaining reasonable assurance about whether the College's financial statements are free from material misstatement, we performed tests of its compliance with certain provisions of laws, regulations, contracts, and grant agreements, noncompliance with which could have a direct and material effect on the financial statements. However, providing an opinion on compliance with those provisions was not an objective of our audit, and accordingly, we do not express such an opinion. The results of our tests disclosed no instances of noncompliance or other matters that are required to be reported under *Government Auditing Standards*.

### Purpose of this Report

The purpose of this report is solely to describe the scope of our testing of internal control and compliance and the results of that testing, and not to provide an opinion on the effectiveness of the College's internal control or on compliance. This report is an integral part of an audit performed in accordance with *Government Auditing Standards* in considering the College's internal control and compliance. Accordingly, this communication is not suitable for any other purpose.



Beth A. Wood, CPA  
State Auditor

Raleigh, North Carolina

January 17, 2022

# ORDERING INFORMATION

---

## COPIES OF THIS REPORT MAY BE OBTAINED BY CONTACTING:

Office of the State Auditor  
State of North Carolina  
2 South Salisbury Street  
20601 Mail Service Center  
Raleigh, North Carolina 27699-0600

Telephone: 919-807-7500  
Facsimile: 919-807-7647  
Internet: <http://www.auditor.nc.gov>



To report alleged incidents of fraud, waste or abuse in state government contact the  
Office of the State Auditor Fraud Hotline:

**Telephone:** 1-800-730-8477

**Internet:** <http://www.auditor.nc.gov/about-us/state-auditors-hotline>

For additional information contact the  
North Carolina Office of the State Auditor at:

**919-807-7666**

