

STATE OF NORTH CAROLINA


OFFICE OF THE STATE AUDITOR
BETH A. WOOD, CPA



ROANOKE-CHOWAN COMMUNITY COLLEGE


AHOSKIE, NORTH CAROLINA
FINANCIAL STATEMENT AUDIT REPORT
FOR THE YEAR ENDED JUNE 30, 2021

A COMPONENT UNIT OF THE STATE OF NORTH CAROLINA



NCOSA
The Taxpayers' Watchdog

STATE OF NORTH CAROLINA
Office of the State Auditor



Beth A. Wood, CPA
State Auditor

2 S. Salisbury Street
20601 Mail Service Center
Raleigh, NC 27699-0600
Telephone: (919) 807-7500
Fax: (919) 807-7647
<https://www.auditor.nc.gov>

AUDITOR'S TRANSMITTAL

The Honorable Roy Cooper, Governor
The General Assembly of North Carolina
Board of Trustees, Roanoke-Chowan Community College

We have completed a financial statement audit of Roanoke-Chowan Community College for the year ended June 30, 2021, and our audit results are included in this report. You will note from the independent auditor's report that we determined that the financial statements are presented fairly in all material respects.

The results of our tests disclosed no deficiencies in internal control over financial reporting that we consider to be material weaknesses in relation to our audit scope or any instances of noncompliance or other matters that are required to be reported under *Government Auditing Standards*.

North Carolina General Statutes require the State Auditor to make audit reports available to the public. Copies of audit reports issued by the Office of the State Auditor may be obtained through one of the options listed in the back of this report.

A handwritten signature in black ink that reads "Beth A. Wood".


Beth A. Wood, CPA
State Auditor



**Beth A. Wood, CPA
State Auditor**


TABLE OF CONTENTS

	PAGE
INDEPENDENT AUDITOR'S REPORT	1
MANAGEMENT'S DISCUSSION AND ANALYSIS	4
BASIC FINANCIAL STATEMENTS	
EXHIBITS	
A-1 STATEMENT OF NET POSITION	9
A-2 STATEMENT OF REVENUES, EXPENSES, AND CHANGES IN NET POSITION	11
A-3 STATEMENT OF CASH FLOWS.....	12
NOTES TO THE FINANCIAL STATEMENTS	14
REQUIRED SUPPLEMENTARY INFORMATION	
B-1 SCHEDULE OF THE PROPORTIONATE SHARE OF THE NET PENSION LIABILITY (COST-SHARING, MULTIPLE-EMPLOYER, DEFINED BENEFIT PENSION PLAN)	45
B-2 SCHEDULE OF COLLEGE CONTRIBUTIONS (COST-SHARING, MULTIPLE-EMPLOYER, DEFINED BENEFIT PENSION PLAN)	46
NOTES TO REQUIRED SUPPLEMENTARY INFORMATION (COST-SHARING, MULTIPLE-EMPLOYER, DEFINED BENEFIT PENSION PLAN).....	47
B-3 SCHEDULE OF THE PROPORTIONATE SHARE OF THE NET OPEB LIABILITY OR ASSET (COST-SHARING, MULTIPLE-EMPLOYER, DEFINED BENEFIT OPEB PLANS)	48
B-4 SCHEDULE OF COLLEGE CONTRIBUTIONS (COST-SHARING, MULTIPLE-EMPLOYER, DEFINED BENEFIT OPEB PLANS)	49
NOTES TO REQUIRED SUPPLEMENTARY INFORMATION (COST-SHARING, MULTIPLE-EMPLOYER, DEFINED BENEFIT OPEB PLANS)	50
INDEPENDENT AUDITOR'S REPORT ON INTERNAL CONTROL OVER FINANCIAL REPORTING AND ON COMPLIANCE AND OTHER MATTERS BASED ON AN AUDIT OF FINANCIAL STATEMENTS PERFORMED IN ACCORDANCE WITH <i>GOVERNMENT AUDITING STANDARDS</i>	51
ORDERING INFORMATION	53



INDEPENDENT AUDITOR'S REPORT

STATE OF NORTH CAROLINA
Office of the State Auditor



Beth A. Wood, CPA
State Auditor

2 S. Salisbury Street
20601 Mail Service Center
Raleigh, NC 27699-0600
Telephone: (919) 807-7500
Fax: (919) 807-7647
<https://www.auditor.nc.gov>

INDEPENDENT AUDITOR'S REPORT

Board of Trustees
Roanoke-Chowan Community College
Ahoskie, North Carolina

Report on the Audit of the Financial Statements

Opinion

We have audited the financial statements of Roanoke-Chowan Community College (College), a component unit of the State of North Carolina, as of and for the year ended June 30, 2021, and the related notes to the financial statements, which collectively comprise the College's basic financial statements as listed in the table of contents.

In our opinion, the accompanying financial statements present fairly, in all material respects, the financial position of Roanoke-Chowan Community College, as of June 30, 2021, and the changes in financial position and cash flows for the year then ended in accordance with accounting principles generally accepted in the United States of America.

Basis for Opinion

We conducted our audit in accordance with auditing standards generally accepted in the United States of America (GAAS) and the standards applicable to financial audits contained in *Government Auditing Standards* (GAGAS), issued by the Comptroller General of the United States. Our responsibilities under those standards are further described in the Auditor's Responsibilities for the Audit of the Financial Statements section of our report. We are required to be independent of the College and to meet our other ethical responsibilities, in accordance with the relevant ethical requirements relating to our audit. We believe that the audit evidence we have obtained is sufficient and appropriate to provide a basis for our audit opinion.

Emphasis of Matter

As discussed in Note 18 to the financial statements, during the year ended June 30, 2021, Roanoke-Chowan Community College adopted new accounting guidance, Governmental Accounting Standards Board (GASB) Statement No. 84, *Fiduciary Activities*, as amended by GASB Statement No. 97, *Certain Component Unit Criteria, and Accounting and Reporting for*

Internal Revenue Code Section 457 Deferred Compensation Plans. Our opinion is not modified with respect to this matter.

Responsibilities of Management for the Financial Statements

The College's management is responsible for the preparation and fair presentation of the financial statements in accordance with accounting principles generally accepted in the United States of America, and for the design, implementation, and maintenance of internal control relevant to the preparation and fair presentation of financial statements that are free from material misstatement, whether due to fraud or error.

In preparing the financial statements, management is required to evaluate whether there are conditions or events, considered in the aggregate, that raise substantial doubt about the College's ability to continue as a going concern for one year after the date that the financial statements are issued.

Auditor's Responsibilities for the Audit of the Financial Statements

Our objectives are to obtain reasonable assurance about whether the financial statements as a whole are free from material misstatement, whether due to fraud or error, and to issue an auditor's report that includes our opinions. Reasonable assurance is a high level of assurance but is not absolute assurance and therefore is not a guarantee that an audit conducted in accordance with GAAS and GAGAS will always detect a material misstatement when it exists. The risk of not detecting a material misstatement resulting from fraud is higher than for one resulting from error, as fraud may involve collusion, forgery, intentional omissions, misrepresentations, or the override of internal control. Misstatements are considered material if there is a substantial likelihood that, individually or in the aggregate, they would influence the judgment made by a reasonable user based on the financial statements.

In performing an audit in accordance with GAAS and GAGAS, we:

- Exercise professional judgment and maintain professional skepticism throughout the audit.
- Identify and assess the risks of material misstatement of the financial statements, whether due to fraud or error, and design and perform audit procedures responsive to those risks. Such procedures include examining, on a test basis, evidence regarding the amounts and disclosures in the financial statements.
- Obtain an understanding of internal control relevant to the audit in order to design audit procedures that are appropriate in the circumstances, but not for the purpose of expressing an opinion on the effectiveness of the College's internal control. Accordingly, no such opinion is expressed.
- Evaluate the appropriateness of accounting policies used and the reasonableness of significant accounting estimates made by management, as well as evaluate the overall presentation of the financial statements.
- Conclude whether, in our judgment, there are conditions or events, considered in the aggregate, that raise substantial doubt about the College's ability to continue as a going concern for a reasonable period of time.

We are required to communicate with those charged with governance regarding, among other matters, the planned scope and timing of the audit, significant audit findings, and certain internal control-related matters that we identified during the audit.

Required Supplementary Information

Accounting principles generally accepted in the United States of America require that the Management's Discussion and Analysis and other required supplementary information, as listed in the table of contents, be presented to supplement the basic financial statements. Such information is the responsibility of management and, although not a part of the basic financial statements, is required by the Governmental Accounting Standards Board who considers it to be an essential part of financial reporting for placing the basic financial statements in an appropriate operational, economic, or historical context. We have applied certain limited procedures to the required supplementary information in accordance with auditing standards generally accepted in the United States of America, which consisted of inquiries of management about the methods of preparing the information and comparing the information for consistency with management's responses to our inquiries, the basic financial statements, and other knowledge we obtained during our audit of the basic financial statements. We do not express an opinion or provide any assurance on the information because the limited procedures do not provide us with sufficient evidence to express an opinion or provide any assurance.

Other Reporting Required by Government Auditing Standards


In accordance with *Government Auditing Standards*, we have also issued our report dated January 28, 2022 on our consideration of the College's internal control over financial reporting and on our tests of its compliance with certain provisions of laws, regulations, contracts, and grant agreements and other matters. The purpose of that report is to describe the scope of our testing of internal control over financial reporting and compliance and the results of that testing, and not to provide an opinion on internal control over financial reporting or on compliance. That report is an integral part of an audit performed in accordance with *Government Auditing Standards* in considering the College's internal control over financial reporting and compliance.



Beth A. Wood, CPA
State Auditor

Raleigh, North Carolina

January 28, 2022



MANAGEMENT'S DISCUSSION AND ANALYSIS

This section of Roanoke-Chowan Community College's (College) financial report presents Management's Discussion and Analysis of the College's financial activity during the fiscal year ended June 30, 2021 with comparative data for the fiscal year ended June 30, 2020. College management has prepared this discussion along with the financial statements and notes to the financial statements. This section should be read in conjunction with and is qualified in its entirety by, the financial statements and notes to the financial statements. The financial statements, notes to the financial statements, and this discussion are the responsibility of College management.

Financial Statement Presentation

The College's basic financial statements include the Statement of Net Position; the Statement of Revenues, Expenses, and Changes in Net Position; the Statement of Cash Flows; and the Notes to the Financial Statements. The College's component unit, the Roanoke-Chowan Community College Foundation, Inc. (Foundation), is blended with the financial information of the College in the following financial statements.

The Statement of Net Position includes all assets, deferred outflows of resources, liabilities, and deferred inflows of resources. This statement combines and consolidates current financial resources (short-term consumable resources) with capital assets. The increase or decrease in net position is an indicator of the improvement or erosion of the College's financial condition.

The Statement of Revenues, Expenses, and Changes in Net Position summarizes the College's revenue streams, expense categories, and overall financial performance. This statement focuses on both gross and net costs of college activities that are supported mainly by state, local, federal, and other revenues. This approach is intended to simplify the user's analysis of the cost of various college services to students and the public.

The Statement of Cash Flows presents information detailing the sources and uses of cash from operating activities, capital and noncapital financing activities, and investing activities.

For the fiscal year ended June 30, 2021, the College's financial position increased \$1,887,105 and the College will be able to respond to the challenges resulting from the COVID pandemic.

Statement of Net Position

The Statement of Net Position presents assets, deferred outflows of resources, liabilities, deferred inflows of resources, and net position of the College for the fiscal year ended June 30, 2021. From the data presented, readers of the Statement of Net Position are able to determine the assets (current and noncurrent) available to continue the operations of the College along with how much the College owes vendors (current and noncurrent). Ultimately, the Statement of Net Position provides users of these statements a snapshot of the net position (assets plus deferred outflows minus liabilities and deferred inflows) and their availability for expenditures by the College.

Net Position is divided into three major categories. The first category, net investment in capital assets, provides the equity in property, plant and equipment owned by the institution. Capital assets for the College are comprised of nondepreciable and depreciable assets. Nondepreciable assets include land and construction in progress. Depreciable assets include buildings, general infrastructure, and machinery and equipment.

Another net position category is restricted expendable net position, which consist of funds that are subject to external restrictions on how they may be used. The final category is unrestricted net position, which is available to the College for any lawful purpose of the institution.

Condensed Statement of Net Position

	2021	2020 (As Restated)	Increase (Decrease)
Assets			
Current Assets	\$ 2,595,371	\$ 2,296,567	\$ 298,804
Noncurrent Assets	7,699	7,814	(115)
Capital Assets, Net	5,873,861	5,264,758	609,103
Total Assets	8,476,931	7,569,139	907,792
Deferred Outflows of Resources			
Deferred Outflows Related to Pensions	878,211	910,728	(32,517)
Deferred Outflows Related to OPEB	413,534	529,683	(116,149)
Total Deferred Outflows	1,291,745	1,440,411	(148,666)
Liabilities			
Other Current Liabilities	678,160	643,545	34,615
Current Portion of Long-Term Liabilities	68,540	65,645	2,895
Long-Term Liabilities	6,605,033	8,302,716	(1,697,682)
Total Liabilities	7,351,733	9,011,906	(1,660,173)
Deferred Inflows of Resources			
Deferred Inflows Related to Pensions	191,402	142,973	48,429
Deferred Inflows Related to OPEB	4,307,682	3,823,917	483,765
Total Deferred Inflows	4,499,084	3,966,890	532,194
Net Position			
Net Investment in Capital Assets	5,789,159	5,021,605	767,554
Restricted	1,381,683	1,423,996	(42,313)
Unrestricted	(9,252,983)	(10,414,847)	(1,161,864)
Total Net Position	\$ (2,082,141)	\$ (3,969,246)	\$ (1,887,105)

As seen in the comparison of current fiscal year and prior fiscal year information, there was an increase in total net position of approximately \$1,887,105. This increase is primarily due to a reduction in long-term liabilities, an increase in capital assets, and an increase in current assets offset by a decrease in deferred outflows and an increase in deferred inflows.

Total assets increased by \$907,792 with current assets increasing by \$298,804 and capital assets increasing by \$609,103. The increase in current assets was primarily due to an increase in cash and cash equivalents. Cash and cash equivalents increased \$371,043.53 due to the College receiving \$1,110,741 in federal - COVID-19 and state aid - coronavirus funds during the year. The increase in capital assets was due to additions to buildings, equipment, and general infrastructure, which are further discussed in the capital asset section below.

Total liabilities decreased by \$1,660,173 with noncurrent long-term liabilities decreasing by \$1,697,682. The decrease in the net other postemployment benefit (OPEB) liability of \$1,632,837 was the primary reason for the decrease and is described along with the changes in deferred inflows and outflows in the following paragraph.

The College's total deferred inflows increased by \$532,194 which consisted of an increase related to OPEB of \$483,765 and \$48,429 related to pensions. The total deferred outflows decreased \$148,666 and consisted of a decrease related to OPEB of \$116,149 and a decrease related to pensions of \$32,517. Inflows and outflows related to pensions and OPEB varies from year to year as they are based upon actuarial assumptions, how well the statewide pension and OPEB plans' investments perform, and the net difference between projected and actual earnings on plan investments. See Notes 12 and 13 for more information regarding the deferred inflows and outflows.

Statement of Revenues, Expenses, and Changes in Net Position

The change in total net position as presented on the Statement of Net Position is based on activity offered in the Statement of Revenues, Expenses, and Changes in Net Position. The purpose of the statement is to present the revenues and expenses of the College, distinguishing between the operating and nonoperating revenues and expenses.

Condensed Statement of Revenues, Expenses, and Changes in Net Position

	2021	2020 (As Restated)	Increase (Decrease)
Operating Revenues			
Student Tuition and Fees, Net	\$ 183,450	\$ 203,937	\$ (20,487)
Sales and Services	5,380	18,186	(12,806)
Other Operating Revenues	1,413	-	1,413
Total Operating Revenues	190,243	222,123	(31,880)
Operating Expenses			
Salaries and Benefits	4,463,141	5,417,203	(954,062)
Supplies and Services	3,200,209	1,808,883	1,391,326
Scholarships and Fellowships	781,151	796,630	(15,479)
Utilities	253,022	202,745	50,277
Depreciation	358,590	285,227	73,363
Total Operating Expenses	9,056,113	8,510,688	545,425
Operating Loss	(8,865,870)	(8,288,565)	577,306
Nonoperating and Other Revenues			
State Aid	5,644,000	5,531,923	112,077
State Aid-Coronavirus Relief Funds	634,826	-	634,826
Federal COVID Aid	475,915	-	475,915
County Appropriations	1,000,774	1,034,474	(33,700)
Noncapital Contributions	1,445,171	2,203,603	(758,432)
Other Nonoperating Revenues	54,062	162,582	(108,520)
Capital Aid and Contributions	1,498,227	182,645	1,315,582
Total Nonoperating and Other Revenues	10,752,975	9,115,227	1,637,748
Change in Net Position	1,887,105	826,662	1,060,442
Net Position - Beginning of Year	(3,969,245)	(4,795,908)	(826,662)
Net Position - End of Year	\$ (2,082,141)	\$ (3,969,245)	\$ (1,887,105)

Fiscal Year 2020-2021 total revenues are \$10,943,218 and total expenses are \$9,056,113.

Fiscal Year 2019-2020 total revenues are \$9,337,350 and total expenses are \$8,510,688.

Operating revenues decreased \$31,880 as a result of decline in enrollment due to the continued impact of COVID-19.

Operating expenses experienced an increase of \$545,425 which was primarily due to increases in supplies and services of \$1,391,326 due to the need to add online classes as well as personal protective equipment and supplies related to COVID-19. Salaries decreased by \$954,062 due to staff turnover and cutbacks due to COVID-19 as well as changes in the OPEB liability.

Nonoperating and other revenues increased by \$1,637,748 primarily due to a \$1,315,582 increase in capital aid and contributions and increases of \$634,826 and \$475,915 in state aid-coronavirus and federal COVID-19 aid, respectively. The capital aid and contributions increase was primarily due to the College receiving NC Connect Bond funds for improvements to existing buildings and infrastructure. The state aid - coronavirus funds were used to mitigate the negative impact of the coronavirus by supporting costs associated with transitioning to online instruction and funds that are allowed for the purchase of necessary personal protective equipment. The federal aid - COVID-19 funds were used to provide financial assistance to students and to support institutional costs in the mitigation of the negative impact of the coronavirus. These increases were offset by decreases in noncapital contributions of \$758,432 primarily due to lower student financial aid caused by lower enrollment during the pandemic.

Capital Assets

The table below shows the classifications of the College's capital assets as of June 30, 2021. The \$311,015 addition to buildings was due to the completion of construction projects for the Jernigan Auditorium. The addition of \$278,672 to machinery and equipment was for the purchases of equipment for Health programs, a 3-D printer for the Fine Arts Program, plasma welding equipment, and equipment for the boardroom. The addition to general infrastructure of \$404,570 was attributed to networking infrastructure to increase and support internet connectivity on campus. Accumulated depreciation also increased as yearly depreciation was taken on depreciable assets.

Condensed Statement of Capital Assets

	2021	2020 (As Restated)	Increase (Decrease)
Capital Assets			
Land	\$ 34,805	\$ 34,805	\$ -
Construction in Progress	-	26,563	(26,563)
Buildings	12,005,735	11,694,720	311,015
Machinery and Equipment	2,153,566	1,874,894	278,672
General Infrastructure	646,881	242,311	404,570
Total	14,840,987	13,873,293	967,694
Less: Accumulated Depreciation	8,967,126	8,608,535	358,591
Capital Assets, Net	<u>\$ 5,873,861</u>	<u>\$ 5,264,758</u>	<u>\$ 609,103</u>


The College does not issue debt to fund capital assets. The primary funding sources for equipment expenditures are state and county aid. Construction expenditures are usually funded by state issued general obligation bonds and matching local funds, as required. The College was allotted \$6,326,517 from the NC Connect Bonds. As of June 30, 2021, the College has received \$1,517,294 of those funds and have \$4,809,223 available for capital projects.

Economic Outlook

The level of state support is one of the key factors influencing the College's financial condition and its ability to expand programs, undertake new initiatives, and meet its core mission and on-going operational needs. In addition, there is a direct relationship between the level of state support and tuition increases, as declines in state support have resulted in increased tuition and/or mandatory budget reversions. Like many other community colleges in the State of North Carolina, the College has experienced a reduction in enrollment but continues to be proactive in recruiting to increase enrollment growth and community support. Enrollment projections for 2021-22 show a decline as the College continues to face the challenge of educating students during the COVID-19 pandemic. The economic position of the College is also closely tied to that of the State of North Carolina and the service areas of Hertford, Bertie, and Northampton counties.

The direct impact of the local and national economy on the appropriations for the College is always uncertain, but especially because of the impact of COVID-19 on the economy. The College's reduction in tuition and fees revenue, and state and county appropriations due to COVID-19 has partially been offset by the Higher Education Emergency Relief Funds received by the College. Management feels that by using a conservative, realistic approach in handling its resources, the College will be able to continue supporting the educational needs of its students in a quality-learning environment.

The College is affirmed by the Southern Association of Colleges and Schools Commissions on Colleges (SACSCOC). SACSCOC affirmation affords the College continued credibility with the community and availability of financial resources from significant funding agencies.



FINANCIAL STATEMENTS

Roanoke-Chowan Community College
Statement of Net Position
June 30, 2021

Exhibit A-1
Page 1 of 2

ASSETS

Current Assets:

Cash and Cash Equivalents	\$ 617,137.90
Restricted Cash and Cash Equivalents	692,591.34
Receivables, Net (Note 4)	370,237.05
Due from State of North Carolina Component Units	778,200.00
Inventories	20,760.97
Prepaid Items	116,443.53
Total Current Assets	<u>2,595,370.79</u>

Noncurrent Assets:

Net Other Postemployment Benefits Asset	7,699.00
Capital Assets - Nondepreciable (Note 5)	34,805.00
Capital Assets - Depreciable, Net (Note 5)	<u>5,839,056.22</u>
Total Noncurrent Assets	<u>5,881,560.22</u>
Total Assets	<u>8,476,931.01</u>

DEFERRED OUTFLOWS OF RESOURCES

Deferred Outflows Related to Pensions	878,211.00
Deferred Outflows Related to Other Postemployment Benefits (Note 13)	<u>413,534.00</u>
Total Deferred Outflows of Resources	<u>1,291,745.00</u>

LIABILITIES

Current Liabilities:

Accounts Payable and Accrued Liabilities	530,131.85
Unearned Revenue	76,182.42
Funds Held for Others	71,845.78
Long-Term Liabilities - Current Portion (Note 7)	<u>68,539.90</u>
Total Current Liabilities	<u>746,699.95</u>

Noncurrent Liabilities:

Long-Term Liabilities (Note 7)	<u>6,605,033.18</u>
Total Liabilities	<u>7,351,733.13</u>

DEFERRED INFLOWS OF RESOURCES

Deferred Inflows Related to Pensions	191,402.00
Deferred Inflows Related to Other Postemployment Benefits (Note 13)	<u>4,307,682.00</u>
Total Deferred Inflows of Resources	<u>4,499,084.00</u>

Roanoke-Chowan Community College
Statement of Net Position
June 30, 2021

Exhibit A-1
Page 2 of 2

NET POSITION

Net Investment in Capital Assets	5,789,158.77
Restricted:	
Expendable	1,381,683.51
Unrestricted	<u>(9,252,983.40)</u>
Total Net Position	<u><u>\$ (2,082,141.12)</u></u>

The accompanying notes to the financial statements are an integral part of this statement.

Roanoke-Chowan Community College
Statement of Revenues, Expenses, and
Changes in Net Position
For the Fiscal Year Ended June 30, 2021

Exhibit A-2

OPERATING REVENUES

Student Tuition and Fees, Net (Note 10)	\$ 183,449.96
Sales and Services	5,379.95
Other Operating Revenues	1,412.70
	<hr/>
Total Operating Revenues	190,242.61

OPERATING EXPENSES

Salaries and Benefits	4,463,140.58
Supplies and Services	3,200,208.84
Scholarships and Fellowships	781,151.18
Utilities	253,021.81
Depreciation	358,590.50
	<hr/>
Total Operating Expenses	9,056,112.91
	<hr/>
Operating Loss	(8,865,870.30)

NONOPERATING REVENUES

State Aid	5,644,000.24
State Aid - Coronavirus	634,826.04
County Appropriations	1,000,774.00
Student Financial Aid	907,851.18
Federal Aid - COVID-19	475,915.21
Noncapital Contributions	537,319.80
Investment Income	3,648.59
Other Nonoperating Revenues	50,413.24
	<hr/>
Total Nonoperating Revenues	9,254,748.30
	<hr/>
Income Before Other Revenues	388,878.00
	<hr/>
State Capital Aid	1,422,298.13
County Capital Aid	33,700.00
Capital Contributions	42,228.61
	<hr/>
Total Other Revenues	1,498,226.74
	<hr/>
Increase in Net Position	1,887,104.74

NET POSITION

Net Position - July 1, 2020, as Restated (Note 19)	(3,969,245.86)
	<hr/>
Net Position - June 30, 2021	\$ (2,082,141.12)
	<hr/>

The accompanying notes to the financial statements are an integral part of this statement.

Roanoke-Chowan Community College
Statement of Cash Flows
For the Fiscal Year Ended June 30, 2021

Exhibit A-3
Page 1 of 2

CASH FLOWS FROM OPERATING ACTIVITIES

Received from Customers	\$ 203,104.03
Payments to Employees and Fringe Benefits	(5,470,584.73)
Payments to Vendors and Suppliers	(3,561,727.25)
Payments for Scholarships and Fellowships	(781,368.87)
Other Receipts	84,103.99
	<hr/>
Net Cash Used by Operating Activities	(9,526,472.83)
	<hr/>

CASH FLOWS FROM NONCAPITAL FINANCING ACTIVITIES

State Aid	5,644,000.24
State Aid - Coronavirus	634,826.04
County Appropriations	1,000,774.00
Student Financial Aid	980,264.90
Federal Aid - COVID-19	475,915.21
Noncapital Contributions	542,852.20
	<hr/>
Total Cash Provided by Noncapital Financing Activities	9,278,632.59
	<hr/>

CASH FLOWS FROM CAPITAL FINANCING AND RELATED FINANCING ACTIVITIES

State Capital Aid	1,422,298.13
County Capital Aid	33,700.00
Capital Contributions	42,228.61
Acquisition and Construction of Capital Assets	(882,991.56)
	<hr/>
Net Cash Provided by Capital Financing and Related Financing Activities	615,235.18
	<hr/>

CASH FLOWS FROM INVESTING ACTIVITIES

Investment Income	3,648.59
	<hr/>
Total Cash Provided by Investing Activities	3,648.59
	<hr/>
Net Increase in Cash and Cash Equivalents	371,043.53
Cash and Cash Equivalents - July 1, 2020	938,685.71
	<hr/>
Cash and Cash Equivalents - June 30, 2021	\$ 1,309,729.24
	<hr/>

Roanoke-Chowan Community College
Statement of Cash Flows
For the Fiscal Year Ended June 30, 2021

Exhibit A-3
Page 2 of 2


**RECONCILIATION OF OPERATING LOSS TO
NET CASH USED BY OPERATING ACTIVITIES**

Operating Loss	\$ (8,865,870.30)
Adjustments to Reconcile Operating Loss to Net Cash Used by Operating Activities	
Depreciation Expense	358,590.50
Other Nonoperating Income	50,413.24
Changes in Assets and Deferred Outflows of Resources:	
Receivables, Net	(45,983.08)
Inventories	4,628.74
Prepaid Items	(37,889.94)
Net Other Postemployment Benefits Asset	115.00
Deferred Outflows Related to Pensions	32,517.00
Deferred Outflows Related to Other Postemployment Benefits	116,149.00
Changes in Liabilities and Deferred Inflows of Resources:	
Accounts Payable and Accrued Liabilities	(142,404.61)
Unearned Revenue	58,626.81
Funds Held for Others	33,690.75
Net Pension Liability	20,639.00
Net Other Postemployment Benefits Liability	(1,559,299.00)
Compensated Absences	(82,589.94)
Deferred Inflows Related to Pensions	48,429.00
Deferred Inflows Related to Other Postemployment Benefits	483,765.00
Net Cash Used by Operating Activities	<u>\$ (9,526,472.83)</u>

NONCASH INVESTING, CAPITAL, AND FINANCING ACTIVITIES

Assets Acquired through the Assumption of a Liability	\$ 84,702.45
Decrease in Net Other Postemployment Benefits Liability Related to Noncapital Contributions	(73,538.00)

The accompanying notes to the financial statements are an integral part of this statement.



NOTES TO THE FINANCIAL STATEMENTS

NOTE 1 - SIGNIFICANT ACCOUNTING POLICIES

- A. Financial Reporting Entity** - The concept underlying the definition of the financial reporting entity is that elected officials are accountable to their constituents for their actions. As required by accounting principles generally accepted in the United States of America (GAAP), the financial reporting entity includes both the primary government and all of its component units. An organization other than a primary government serves as a nucleus for a reporting entity when it issues separate financial statements. Roanoke-Chowan Community College (College) is a component unit of the State of North Carolina and an integral part of the State's *Annual Comprehensive Financial Report*.

The accompanying financial statements present all funds of the College and its component unit for which the College's Board of Trustees is financially accountable. The College's component unit is blended in the College's financial statements. See below for further discussion of the College's component unit. Other related foundations and similar nonprofit corporations for which the College is not financially accountable are not part of the accompanying financial statements.

Blended Component Unit - Although legally separate, Roanoke-Chowan Community College Foundation, Inc. (Foundation) is reported as if it was part of the College. The Foundation is governed by a 13-member board consisting of one ex officio director and 12 elected directors. The Foundation's purpose is to aid, support, and promote teaching, research, and service in the various educational, scientific, scholarly, professional, artistic, and creative endeavors of the College. Because the elected directors of the Foundation are appointed by the members of the Roanoke-Chowan Community College Board of Trustees and the Foundation's sole purpose is to benefit Roanoke-Chowan Community College, its financial statements have been blended with those of the College.

Separate financial statements for the Foundation may be obtained from the College Chief Financial Officer's Office, P.O. Box 1248, 109 Community College Road, Ahoskie, NC 27910, or by calling 252-862-1226.

Condensed combining information regarding the blended component unit is provided in Note 17.

- B. Basis of Presentation** - The accompanying financial statements are presented in accordance with accounting principles generally accepted in the United States of America as prescribed by the GASB. Pursuant to the provisions of GASB Statement No. 34, *Basic Financial Statements - and Management's Discussion and Analysis - for State and Local Governments*, as amended by GASB Statement No. 35, *Basic Financial Statements - and Management's Discussion and Analysis - for Public Colleges and Universities* and GASB Statement No. 84, *Fiduciary*

Activities, the full scope of the College's activities is considered to be a single business-type activity and accordingly, is reported within a single column in the basic financial statements.

- C. Basis of Accounting** - The financial statements of the College have been prepared using the economic resource measurement focus and the accrual basis of accounting. Under the accrual basis, revenues are recognized when earned, and expenses are recorded when an obligation has been incurred, regardless of the timing of the cash flows.

Nonexchange transactions, in which the College receives (or gives) value without directly giving (or receiving) equal value in exchange, include state aid, certain grants, and donations. Revenues are recognized, net of estimated uncollectible amounts, as soon as all eligibility requirements imposed by the provider have been met, if probable of collection.

- D. Cash and Cash Equivalents** - This classification includes undeposited receipts, petty cash, cash on deposit with private bank accounts, and deposits held by the State Treasurer in the Short-Term Investment Fund (STIF). The STIF maintained by the State Treasurer has the general characteristics of a demand deposit account in that participants may deposit and withdraw cash at any time without prior notice or penalty. The College's equity position in the STIF is recorded at fair value. Additional information regarding the fair value measurement of deposits held by the State Treasurer in the STIF is disclosed in Note 3.
- E. Receivables** - Receivables consist of tuition and fees charged to students and charges for auxiliary enterprises' sales and services. Receivables also include amounts due from the federal government, state and local governments, and private sources in connection with reimbursement of allowable expenditures made pursuant to contracts and grants. Receivables are recorded net of estimated uncollectible amounts.
- F. Inventories** - Inventories, consisting of expendable supplies, are valued at cost using the first-in, first-out method.
- G. Capital Assets** - Capital assets are stated at cost at date of acquisition or acquisition value at date of donation in the case of gifts. Donated capital assets acquired prior to July 1, 2015 are stated at fair value as of the date of donation. The value of assets constructed includes all material direct and indirect construction costs.

The College capitalizes assets that have a value or cost of \$5,000 or greater at the date of acquisition and an estimated useful life of more than one year.

Depreciation is computed using the straight-line method over the estimated useful lives of the assets in the following manner:

<u>Asset Class</u>	<u>Estimated Useful Life</u>
Buildings	10-51 years
Machinery and Equipment	2-45 years
General Infrastructure	10-50 years

- H. Restricted Assets** - Certain resources are reported as restricted assets because restrictions on asset use change the nature or normal understanding of the availability of the asset. Resources that are not available for current operations and are reported as restricted include resources restricted for the acquisition or construction of capital assets and resources whose use is limited by external parties or statute.
- I. Accounting and Reporting of Fiduciary Activities** - Pursuant to the provisions of GASB Statement No. 84, *Fiduciary Activities*, custodial funds that are normally expected to be received and disbursed within a 3-month period or otherwise do not meet the fiduciary activity criteria defined by GASB Statement No. 84 continue to be reported in the Statement of Net Position as funds held for others and as operating activities in the Statement of Cash Flows.

There are no other trust or custodial funds meeting the criteria of a fiduciary activity that are required to be reported in separate fiduciary fund financial statements.

- J. Noncurrent Long-Term Liabilities** - Noncurrent long-term liabilities include compensated absences, net pension liability, and net other postemployment benefits (OPEB) liability that will not be paid within the next fiscal year.

The net pension liability represents the College's proportionate share of the collective net pension liability reported in the State of North Carolina's 2020 *Comprehensive Annual Financial Report*. This liability represents the College's portion of the collective total pension liability less the fiduciary net position of the Teachers' and State Employees' Retirement System. See Note 12 for further information regarding the College's policies for recognizing liabilities, expenses, deferred outflows of resources, and deferred inflows of resources related to pensions.

The net OPEB liability represents the College's proportionate share of the collective net OPEB liability reported in the State of North Carolina's 2020 *Comprehensive Annual Financial Report*. This liability represents the College's portion of the collective total OPEB liability less the fiduciary net position of the Retiree Health Benefit Fund. See Note 13 for further information regarding the College's policies for recognizing liabilities, expenses, deferred outflows of resources, and deferred inflows of resources related to OPEB.

- K. Compensated Absences** - The College's policy is to record the cost of vacation leave when earned. The policy provides for a maximum accumulation of unused vacation leave of 30 days which can be carried forward each January 1 or for which an employee can be paid upon termination of employment. When classifying compensated absences into current and noncurrent, leave is considered taken using a last-in, first-out (LIFO) method. Also, any accumulated vacation leave in excess of 30 days at year-end is converted to sick leave. Under this policy, the accumulated vacation leave for each employee at June 30 equals the leave carried forward at the previous December 31 plus the leave earned, less the leave taken between January 1 and June 30.

In addition to the vacation leave described above, compensated absences include the accumulated unused portion of the special annual leave bonuses awarded by the North Carolina General Assembly. The bonus leave balance on December 31 is retained by employees and transferred into the next calendar year. It is not subject to the limitation on annual leave carried forward described above and is not subject to conversion to sick leave.

There is no liability for unpaid accumulated sick leave because the College has no obligation to pay sick leave upon termination or retirement. However, additional service credit for retirement pension benefits is given for accumulated sick leave upon retirement.

- L. Deferred Outflows/Inflows of Resources** - Deferred outflows of resources represent a consumption of net position that applies to a future period(s) and so will not be recognized as an outflow of resources (expense) until then. Deferred inflows of resources represent an acquisition of net position that applies to a future period(s) and so will not be recognized as an inflow of resources (revenue) until then.

- M. Net Position** - The College's net position is classified as follows:

Net Investment in Capital Assets - This represents the College's total investment in capital assets, net of outstanding liabilities related to those capital assets.

Restricted Net Position - Expendable - Expendable restricted net position includes resources for which the College is legally or contractually obligated to spend in accordance with restrictions imposed by external parties.

Unrestricted Net Position - Unrestricted net position includes resources derived from student tuition and fees, sales and services, unrestricted gifts, and interest income. It also includes the net position of accrued employee benefits such as compensated absences, pension plans, and other postemployment benefits.

Restricted and unrestricted resources are tracked using a fund accounting system and are spent in accordance with established fund authorities.

Fund authorities provide rules for the fund activity and are separately established for restricted and unrestricted activities. When both restricted and unrestricted funds are available for expenditure, the decision for funding is transactional based within the departmental management system in place at the College. Both restricted and unrestricted net position include consideration of deferred outflows of resources and deferred inflows of resources. See Note 9 for further information regarding deferred outflows of resources and deferred inflows of resources that had a significant effect on unrestricted net position.

N. Scholarship Discounts - Student tuition and fees revenues from College charges are reported net of scholarship discounts in the accompanying Statement of Revenues, Expenses, and Changes in Net Position. The scholarship discount is the difference between the actual charge for goods and services provided by the College and the amount that is paid by students or by third parties on the students' behalf. Student financial assistance grants, such as Pell grants, and other federal, state, or nongovernmental programs, are recorded as nonoperating revenues in the accompanying Statement of Revenues, Expenses, and Changes in Net Position. To the extent that revenues from these programs are used to satisfy tuition, fees, and other charges, the College has recorded a scholarship discount.

O. Revenue and Expense Recognition - The College classifies its revenues and expenses as operating or nonoperating in the accompanying Statement of Revenues, Expenses, and Changes in Net Position. Operating revenues and expenses generally result from providing services and producing and delivering goods in connection with the College's principal ongoing operations. Operating revenues include activities that have characteristics of exchange transactions, such as student tuition and fees and sales and services of auxiliary enterprises. Operating expenses are all expense transactions incurred other than those related to capital and noncapital financing or investing activities as defined by GASB Statement No. 9, *Reporting Cash Flows of Proprietary and Nonexpendable Trust Funds and Governmental Entities That Use Proprietary Fund Accounting*.

Nonoperating revenues include activities that have the characteristics of nonexchange transactions. Revenues from nonexchange transactions that represent subsidies or gifts to the College, as well as investment income, are considered nonoperating since these are either investing, capital, or noncapital financing activities. Capital contributions are presented separately after nonoperating revenues and expenses.

P. County Appropriations - County appropriations are provided to the College primarily to fund its plant operation and maintenance function and to fund construction projects, motor vehicle purchases, and maintenance of equipment. Unexpended county current appropriations and county capital appropriations do not revert and are available for future use by the College.

NOTE 2 - DEPOSITS AND INVESTMENTS

The College is required by *North Carolina General Statute* 147-77 to deposit any funds collected or received that belong to the State of North Carolina with the State Treasurer or with a depository institution in the name of the State Treasurer. All funds of the College, other than those required to be deposited with the State Treasurer, are deposited in board-designated official depositories and are required to be collateralized in accordance with *North Carolina General Statute* 115D-58.7. Official depositories may be established with any bank, savings and loan association, or trust company whose principal office is located in North Carolina. Also, the College may establish time deposit accounts, money market accounts, and certificates of deposit. The amount shown on the Statement of Net Position as cash and cash equivalents includes cash on hand totaling \$717.00, and deposits in private financial institutions with a carrying value of \$1,150,254.35 and a bank balance of \$1,297,245.09.

The North Carolina Administrative Code (20 NCAC 7) requires all depositories to collateralize public deposits in excess of federal depository insurance coverage by using one of two methods, dedicated or pooled. Under the dedicated method, a separate escrow account is established by each depository in the name of each local governmental unit and the responsibility of monitoring collateralization rests with the local unit. Under the pooling method, each depository establishes an escrow account in the name of the State Treasurer to secure all of its public deposits. This method shifts the monitoring responsibility from the local unit to the State Treasurer.

Custodial credit risk is the risk that in the event of a bank failure, the College's deposits may not be returned to it. As of June 30, 2021, the College's bank balance in excess of federal depository insurance coverage was covered under pooling method.

The College is authorized to invest idle funds as provided by G.S. 115D-58.6. In accordance with this statute, the College and the Board of Trustees manage investments to ensure they can be converted into cash when needed.

Generally, funds belonging to the College may be invested in any form of investment established or managed by certain investment advisors pursuant to G.S. 115D-58.6(d1) or in the form of investments pursuant to G.S. 159-30(c), as follows: a commingled investment pool established and administered by the State Treasurer pursuant to G.S. 147-69.3 (STIF); obligations of or fully guaranteed by the United States; obligations of the State of North Carolina; bonds and notes of any North Carolina local government or public authority; obligations of certain nonguaranteed federal agencies; prime quality commercial paper bearing specified ratings; specified bills of exchange; certain savings certificates; The North Carolina Capital Management Trust, an SEC registered mutual fund; repurchase agreements; and evidences of ownership of, or fractional undivided interests in, future interest and principal payments on either direct obligations of or fully guaranteed by the United States government, which are held by a specified bank or trust company or any state in the capacity of custodian.

At June 30, 2021, the amount shown on the Statement of Net Position as cash and cash equivalents includes \$158,757.89, which represents the College's equity position in the State Treasurer's Short-Term Investment Fund (STIF). The STIF (a portfolio within the State Treasurer's Investment Pool, an external investment pool that is not registered with the Securities and Exchange Commission or subject to any other regulatory oversight and does not have a credit rating) had a weighted average maturity of 1.3 years as of June 30, 2021. Assets and shares of the STIF are valued at fair value. Deposit and investment risks associated with the State Treasurer's Investment Pool (which includes the State Treasurer's STIF) are included in the North Carolina Department of State Treasurer Investment Programs' separately issued audit report. This separately issued report can be obtained from the Department of State Treasurer, 3200 Atlantic Avenue, Raleigh, NC 27604 or can be accessed from the Department of State Treasurer's website at <https://www.nctreasurer.com/> in the Audited Financial Statements section.

NOTE 3 - FAIR VALUE MEASUREMENTS

To the extent available, the College's investments are recorded at fair value as of June 30, 2021. GASB Statement No. 72, *Fair Value Measurement and Application*, defines fair value as the price that would be received to sell an asset or paid to transfer a liability in an orderly transaction between market participants at the measurement date. This statement establishes a hierarchy of valuation inputs based on the extent to which the inputs are observable in the marketplace. Inputs are used in applying the various valuation techniques and take into account the assumptions that market participants use to make valuation decisions. Inputs may include price information, credit data, interest and yield curve data, and other factors specific to the financial instrument. Observable inputs reflect market data obtained from independent sources. In contrast, unobservable inputs reflect the entity's assumptions about how market participants would value the financial instrument. Valuation techniques should maximize the use of observable inputs to the extent available.

A financial instrument's level within the fair value hierarchy is based on the lowest level of any input that is significant to the fair value measurement. The following describes the hierarchy of inputs used to measure fair value and the primary valuation methodologies used for financial instruments measured at fair value on a recurring basis:

Level 1	Investments whose values are based on quoted prices (unadjusted) for identical assets in active markets that a government can access at the measurement date.
Level 2	Investments with inputs - other than quoted prices included within Level 1 - that are observable for an asset, either directly or indirectly.
Level 3	Investments classified as Level 3 have unobservable inputs and may require a degree of professional judgment.

Short-Term Investment Fund - At year-end, all of the College's investments valued at \$158,757.89 were held in the STIF. Ownership interests of the STIF are determined on a fair market valuation basis as of fiscal year end in accordance with the STIF operating procedures. Valuation of the underlying assets is performed by the custodian. Pool investments are measured at fair value in accordance with GASB 72. The College's position in the pool is measured and reported at fair value and the STIF is not required to be categorized within the fair value hierarchy.

NOTE 4 - RECEIVABLES

Receivables at June 30, 2021, were as follows:

	Gross Receivables	Less Allowance for Doubtful Accounts	Net Receivables
Current Receivables:			
Students	\$ 531,301.78	\$ 480,057.87	\$ 51,243.91
Student Sponsors	202,120.86	23,398.41	178,722.45
Intergovernmental	140,270.69	-	140,270.69
Total Current Receivables	\$ 873,693.33	\$ 503,456.28	\$ 370,237.05

NOTE 5 - CAPITAL ASSETS

A summary of changes in the capital assets for the year ended June 30, 2021, is presented as follows:

	Balance July 1, 2020 (As Restated)	Increases	Decreases	Balance June 30, 2021
Capital Assets, Nondepreciable:				
Land	\$ 34,805.00	\$ -	\$ -	\$ 34,805.00
Construction in Progress	26,562.50	284,452.50	311,015.00	-
Total Capital Assets, Nondepreciable	61,367.50	284,452.50	311,015.00	34,805.00
Capital Assets, Depreciable:				
Buildings	11,694,720.15	311,015.00	-	12,005,735.15
Machinery and Equipment	1,874,894.35	278,671.27	-	2,153,565.62
General Infrastructure	242,311.00	404,570.24	-	646,881.24
Total Capital Assets, Depreciable	13,811,925.50	994,256.51	-	14,806,182.01
Less Accumulated Depreciation for:				
Buildings	7,377,113.75	274,550.16	-	7,651,663.91
Machinery and Equipment	1,081,202.14	82,219.94	-	1,163,422.08
General Infrastructure	150,219.40	1,820.40	-	152,039.80
Total Accumulated Depreciation	8,608,535.29	358,590.50	-	8,967,125.79
Total Capital Assets, Depreciable, Net	5,203,390.21	635,666.01	-	5,839,056.22
Capital Assets, Net	\$ 5,264,757.71	\$ 920,118.51	\$ 311,015.00	\$ 5,873,861.22

NOTE 6 - ACCOUNTS PAYABLE AND ACCRUED LIABILITIES

Accounts payable and accrued liabilities at June 30, 2021, were as follows:

	<u>Amount</u>
Accounts Payable and Accrued Liabilities:	
Accounts Payable	\$ 189,047.12
Accounts Payable - Capital Assets	84,702.45
Accrued Payroll	<u>256,382.28</u>
Total Accounts Payable and Accrued Liabilities	<u>\$ 530,131.85</u>

NOTE 7 - LONG-TERM LIABILITIES

A summary of changes in the long-term liabilities for the year ended June 30, 2021, is presented as follows:

	<u>Balance July 1, 2020</u>	<u>Additions</u>	<u>Reductions</u>	<u>Balance June 30, 2021</u>	<u>Current Portion</u>
Compensated Absences	\$ 251,034.02	\$ 171,264.46	\$ 253,854.40	\$ 168,444.08	\$ 68,539.90
Net Pension Liability	2,191,575.00	20,639.00	-	2,212,214.00	-
Net Other Postemployment Benefit Liability	5,925,752.00	-	1,632,837.00	4,292,915.00	-
Total Long-Term Liabilities	<u>\$ 8,368,361.02</u>	<u>\$ 191,903.46</u>	<u>\$ 1,886,691.40</u>	<u>\$ 6,673,573.08</u>	<u>\$ 68,539.90</u>

Additional information regarding the net pension liability is included in Note 12.

Additional information regarding the net other postemployment benefit liability is included in Note 13.

NOTE 8 - OPERATING LEASE OBLIGATIONS

The College entered into operating leases for copiers. Future minimum lease payments under noncancelable operating leases consist of the following at June 30, 2021:

<u>Fiscal Year</u>	<u>Amount</u>
2022	\$ 61,956.00
2023	52,070.00
2024	<u>220.00</u>
Total Minimum Lease Payments	<u>\$ 114,246.00</u>

Rental expense for all operating leases during the year was \$99,772.11.

NOTES TO THE FINANCIAL STATEMENTS

NOTE 9 - NET POSITION

Unrestricted net position has been significantly affected by transactions resulting from the recognition of deferred outflows of resources, deferred inflows of resources, and related long-term liabilities, as shown in the following table:

	Amount
Net Pension Liability and Related Deferred Outflows of Resources and Deferred Inflows of Resources	\$ (1,525,405.00)
Net OPEB Liability (Retiree Health Benefit Fund) and Related Deferred Outflows of Resources and Deferred Inflows of Resources	(8,200,118.00)
Effect on Unrestricted Net Position	(9,725,523.00)
Total Unrestricted Net Position Before Recognition of Deferred Outflows of Resources, Deferred Inflows of Resources, and Related Long-Term Liabilities	472,539.60
Total Unrestricted Net Position	\$ (9,252,983.40)

See Notes 12 and 13 for detailed information regarding the amortization of the deferred outflows of resources and deferred inflows of resources relating to pensions and OPEB, respectively.

NOTE 10 - REVENUES

A summary of discounts and allowances by revenue classification is presented as follows:

	Gross Revenues	Less Scholarship Discounts and Allowances	Less Allowance for Uncollectibles	Net Revenues
Operating Revenues:				
Student Tuition and Fees, Net	\$ 537,853.44	\$ 352,574.46	\$ 1,829.02	\$ 183,449.96

NOTE 11 - OPERATING EXPENSES BY FUNCTION

The College's operating expenses by functional classification are presented as follows:

	Salaries and Benefits	Supplies and Services	Scholarships and Fellowships	Utilities	Depreciation	Total
Instruction	\$ 1,889,561.28	\$ 430,463.70	\$ -	\$ -	\$ -	\$ 2,320,024.98
Academic Support	478,050.87	732,745.75	-	-	-	1,210,796.62
Student Services	214,253.53	105,913.13	-	-	-	320,166.66
Institutional Support	1,210,395.25	1,426,386.44	-	-	-	2,636,781.69
Operations and Maintenance of Plant	291,317.54	331,640.88	-	253,021.81	-	875,980.23
Student Financial Aid	377,428.28	169,980.99	781,151.18	-	-	1,328,560.45
Auxiliary Enterprises	2,133.83	3,077.95	-	-	-	5,211.78
Depreciation	-	-	-	-	358,590.50	358,590.50
Total Operating Expenses	\$ 4,463,140.58	\$ 3,200,208.84	\$ 781,151.18	\$ 253,021.81	\$ 358,590.50	\$ 9,056,112.91

Included in the scholarship and fellowship function are student financial aid operating expenses for emergency financial aid payments to eligible students. These payments are for expenses related to the disruption of campus operations due to the coronavirus of \$72,000 provided by the Higher Education Emergency Relief Fund (HEERF). Because of the administrative involvement by the College in providing the student awards, the related program activity is reported as nonoperating Federal Aid - COVID-19 revenue and student financial aid operating expenses. Since the purpose of the student aid is not for educational or scholarship purposes, they do not affect the scholarship discounting adjustments reported in Note 10.

NOTE 12 - PENSION PLANS

Defined Benefit Plan

Plan Administration: The State of North Carolina administers the Teachers' and State Employees' Retirement System (TSERS) plan. This plan is a cost-sharing, multiple-employer, defined benefit pension plan established by the State to provide pension benefits for general employees and law enforcement officers (LEOs) of the State, general employees and LEOs of its component units, and employees of Local Education Agencies (LEAs) and charter schools not in the reporting entity. Membership is comprised of employees of the State (state agencies and institutions), universities, community colleges, and certain proprietary component units along with the LEAs and charter schools that elect to join the Retirement System. Benefit provisions are established by General Statute 135-5 and may be amended only by the North Carolina General Assembly.

Benefits Provided: TSERS provides retirement and survivor benefits. Retirement benefits are determined as 1.82% of the member's average final compensation times the member's years of creditable service. A member's average final compensation is calculated as the average of a member's four highest consecutive years of compensation. General employee plan members are eligible to retire with full retirement benefits at age 65 with five years of membership service, at age 60 with 25 years of creditable service, or at any age with 30 years of creditable service. General employee plan members are eligible to retire with partial retirement benefits at age 50 with 20 years of creditable service or at age 60 with five years of membership service. Survivor benefits are available to eligible beneficiaries of general members who die while in active service or within 180 days of their last day of service and who also have either completed 20 years of creditable service regardless of age, or have completed five years of service and have reached age 60. Eligible beneficiaries may elect to receive a monthly Survivor's Alternate Benefit for life or a return of the member's contributions. The plan does not provide for automatic post-retirement benefit increases.

Contributions: Contribution provisions are established by General Statute 135-8 and may be amended only by the North Carolina General Assembly. Employees are required to contribute 6% of their annual pay. The contribution rate for employers is set each year by the North Carolina General

Assembly in the Appropriations Act based on the actuarially-determined rate recommended by the actuary. The College's contractually-required contribution rate for the year ended June 30, 2021 was 14.78% of covered payroll. Employee contributions to the pension plan were \$177,276.98, and the College's contributions were \$436,692.28 for the year ended June 30, 2021.

The TSERS plan's financial information, including all information about the plan's assets, deferred outflows of resources, liabilities, deferred inflows of resources, and fiduciary net position, is included in the State of North Carolina's fiscal year 2020 *Comprehensive Annual Financial Report*. An electronic version of this report is available on the North Carolina Office of the State Controller's website at <https://www.osc.nc.gov/> or by calling the State Controller's Financial Reporting Section at (919) 707-0500.

TSERS Basis of Accounting: The financial statements of the TSERS plan were prepared using the accrual basis of accounting. Plan member contributions are recognized in the period in which the contributions are due. Employer contributions are recognized when due and the employer has a legal requirement to provide the contributions. Benefits and refunds are recognized when due and payable in accordance with the terms of each plan. For purposes of measuring the net pension liability, deferred outflows of resources and deferred inflows of resources related to pensions, and pension expense, information about the fiduciary net position of the TSERS plan, and additions to/deductions from the TSERS plan's fiduciary net position have been determined on the same basis as they are reported by TSERS.

Methods Used to Value TSERS Investment: Pursuant to *North Carolina General Statutes*, the State Treasurer is the custodian and administrator of the retirement systems. The State Treasurer maintains various investment portfolios in its External Investment Pool. TSERS and other pension plans of the State of North Carolina participate in the Long-Term Investment, Fixed Income Investment, Equity Investment, Real Estate Investment, Alternative Investment, Opportunistic Fixed Income Investment, and Inflation Sensitive Investment Portfolios. The Fixed Income Asset Class includes the Long-Term Investment and Fixed Income Investment Portfolios. The Global Equity Asset Class includes the Equity Investment Portfolio. The investment balance of each pension trust fund represents its share of the fair value of the net position of the various portfolios within the External Investment Pool. Detailed descriptions of the methods and significant assumptions regarding investments of the State Treasurer are provided in the 2020 *Comprehensive Annual Financial Report*.

Net Pension Liability: At June 30, 2021, the College reported a liability of \$2,212,214.00 for its proportionate share of the collective net pension liability. The net pension liability was measured as of June 30, 2020. The total pension liability used to calculate the net pension liability was determined by an actuarial valuation as of December 31, 2019, and update procedures were used to roll forward the total pension liability to June 30, 2020. The College's proportion of the net pension liability was based on the present value of future salaries for the College relative to the present value of future salaries for all participating employers, actuarially-determined. As of June 30, 2020, the College's

proportion was 0.01831%, which was a decrease of 0.00283 from its proportion measured as of June 30, 2019, which was 0.02114%.

Actuarial Assumptions: The following table presents the actuarial assumptions used to determine the total pension liability for the TSERS plan at the actuarial valuation date:

Valuation Date	12/31/2019
Inflation	3%
Salary Increases*	3.5% - 8.1%
Investment Rate of Return**	7%

* Salary increases include 3.5% inflation and productivity factor.

** Investment rate of return includes inflation assumption and is net of pension plan investment expense.

TSERS currently uses mortality tables that vary by age, gender, employee group (i.e. teacher, general, law enforcement officer) and health status (i.e. disabled and healthy). The current mortality rates are based on published tables and based on studies that cover significant portions of the U.S. population. The mortality rates also contain a provision to reflect future mortality improvements.

The actuarial assumptions used in the December 31, 2019 valuations were based on the results of an actuarial experience review for the period January 1, 2010 through December 31, 2014.

Future ad hoc cost of living adjustment amounts are not considered to be substantively automatic and are therefore not included in the measurement.

The projected long-term investment returns and inflation assumptions are developed through review of current and historical capital markets data, sell-side investment research, consultant whitepapers, and historical performance of investment strategies. Fixed income return projections reflect current yields across the U.S. Treasury yield curve and market expectations of forward yields projected and interpolated for multiple tenors and over multiple year horizons. Global public equity return projections are established through analysis of the equity risk premium and the fixed income return projections. Other asset categories and strategies' return projections reflect the foregoing and historical data analysis. These projections are combined to produce the long-term expected rate of return by weighting the expected future real rates of return by the target asset allocation percentage and by adding expected inflation. Best estimates of arithmetic real rates of return for each major asset class included in the pension plan's target asset allocation as of June 30, 2020 (the valuation date) are summarized in the following table:

Asset Class	Long-Term Expected Real Rate of Return
Fixed Income	1.4%
Global Equity	5.3%
Real Estate	4.3%
Alternatives	8.9%
Opportunistic Fixed Income	6.0%
Inflation Sensitive	4.0%

The information in the preceding table is based on 30-year expectations developed with the consulting actuary and is part of the asset, liability, and investment policy of the North Carolina Retirement Systems. The long-term nominal rates of return underlying the real rates of return are arithmetic annualized figures. The real rates of return are calculated from nominal rates by multiplicatively subtracting a long-term inflation assumption of 3.05%. Return projections do not include any excess return expectations over benchmark averages. All rates of return and inflation are annualized. The long-term expected real rate of return for the Bond Index Investment Pool as of June 30, 2020 is 1.2%.

Discount Rate: The discount rate used to measure the total pension liability was calculated at 7.00% for the December 31, 2019 valuation. This discount rate is in line with the long-term nominal expected return on pension plan investments. The calculation of the net pension liability is a present value calculation of the future net pension payments. These net pension payments assume that contributions from plan members will be made at the current statutory contribution rate and that contributions from employers will be made at the contractually required rates, actuarially determined. Based on those assumptions, the pension plan's fiduciary net position was projected to be available to make all projected future benefit payments of the current plan members. Therefore, the long-term expected rate of return on pension plan investments was applied to all periods of projected benefit payments to determine the total pension liability.

Sensitivity of the Net Pension Liability to Changes in the Discount Rate: The following presents the net pension liability of the plan at June 30, 2020 calculated using the discount rate of 7.00%, as well as what the net pension liability would be if it were calculated using a discount rate that is 1-percentage point lower (6.00%) or 1-percentage point higher (8.00%) than the current rate:

Net Pension Liability		
1% Decrease (6.00%)	Current Discount Rate (7.00%)	1% Increase (8.00%)
\$ 3,981,465.01	\$ 2,212,214.00	\$ 728,177.90

Deferred Outflows of Resources and Deferred Inflows of Resources Related to Pensions: For the year ended June 30, 2021, the College recognized pension expense of \$534,928.00. At June 30, 2021, the College reported deferred outflows of resources and deferred inflows of resources related to pensions from the following sources:

Employer Balances of Deferred Outflows of Resources and Deferred Inflows of Resources Related to Pensions by Classification:

	Deferred Outflows of Resources	Deferred Inflows of Resources
Difference Between Actual and Expected Experience	\$ 121,905.00	\$ -
Changes of Assumptions	74,965.72	-
Net Difference Between Projected and Actual Earnings on Plan Investments	244,648.00	-
Change in Proportion and Differences Between Employer's Contributions and Proportionate Share of Contributions	-	191,402.00
Contributions Subsequent to the Measurement Date	436,692.28	-
Total	\$ 878,211.00	\$ 191,402.00

The amount reported as deferred outflows of resources related to contributions subsequent to the measurement date will be included as a reduction of the net pension liability in the fiscal year ending June 30, 2022. Other amounts reported as deferred outflows of resources and deferred inflows of resources related to pensions will be recognized as pension expense as follows:

Schedule of the Net Amount of the Employer's Balances of Deferred Outflows of Resources and Deferred Inflows of Resources That will be Recognized in Pension Expense:

Year Ending June 30:	Amount
2022	\$ 67,650.00
2023	52,985.00
2024	56,599.00
2025	72,882.72
Total	\$ 250,116.72

NOTE 13 - OTHER POSTEMPLOYMENT BENEFITS

The College participates in two postemployment benefit plans, the Retiree Health Benefit Fund and the Disability Income Plan of North Carolina, that are administered by the State of North Carolina as pension and other employee benefit trust funds. Each plan's financial information, including all information about the plans' assets, deferred outflows of resources, liabilities, deferred inflows of resources, and fiduciary net position, is included in the State of North Carolina's fiscal year 2020 *Comprehensive Annual Financial Report*. An

electronic version of this report is available on the North Carolina Office of the State Controller's website at <https://www.osc.nc.gov/> or by calling the State Controller's Financial Reporting Section at (919) 707-0500.

A. Summary of Significant Accounting Policies and Plan Asset Matters

Basis of Accounting: The financial statements of these plans were prepared using the accrual basis of accounting. Employer contributions are recognized when due and the employer has made a formal commitment to provide the contributions. Benefits are recognized when due and payable in accordance with the terms of each plan. For purposes of measuring the net OPEB liability, deferred outflows of resources and deferred inflows of resources related to OPEB, and OPEB expense, information about the fiduciary net position of each plan, and additions to/deductions from each plans' fiduciary net position have been determined on the same basis as they are reported by the plans.

Methods Used to Value Plan Investments: Pursuant to *North Carolina General Statutes*, the State Treasurer is the custodian and administrator of the other postemployment benefits funds. The State Treasurer maintains various investment portfolios in its External Investment Pool. The Retiree Health Benefit Fund participates in the External Investment Pool. The Disability Income Plan of North Carolina is invested in the Short-Term Investment Portfolio of the External Investment Pool and the Bond Index External Investment Pool. The investment balance of each other employee benefit trust fund represents its share of the fair value of the net position of the various portfolios within the pool. Detailed descriptions of the methods and significant assumptions regarding investments of the State Treasurer are provided in the 2020 *Comprehensive Annual Financial Report*.

B. Plan Descriptions

1. Health Benefits

Plan Administration: The State of North Carolina administers the North Carolina State Health Plan for Teachers and State Employees, referred to as the State Health Plan (the Plan), a healthcare plan exclusively for the benefit of employees of the State, the University of North Carolina System, community colleges, and certain other component units. In addition, Local Education Agencies (LEAs), charter schools, and some select local governments that are not part of the State's financial reporting entity also participate. Health benefit programs and premium rates are determined by the State Treasurer upon approval of the Plan Board of Trustees.

The Retiree Health Benefit Fund (RHBF) has been established as a fund to provide health benefits to retired and disabled employees and their applicable beneficiaries. RHBF is established by General Statute 135-7, Article 1. RHBF is a cost-sharing, multiple-employer, defined benefit healthcare plan, exclusively for the benefit of eligible

former employees of the State, the University of North Carolina System, and community colleges. In addition, LEAs, charter schools, and some select local governments that are not part of the State's financial reporting entity also participate.

By statute, RHBF is administered by the Board of Trustees of the Teachers' and State Employees' Retirement System (TSERS). RHBF is supported by a percent of payroll contribution from participating employing units. Each year the percentage is set in legislation, as are the maximum per retiree contributions from RHBF to the Plan. The State Treasurer, with the approval of the Plan Board of Trustees, then sets the employer contributions (subject to the legislative cap) and the premiums to be paid by retirees, as well as the health benefits to be provided through the Plan.

Benefits Provided: Plan benefits received by retired employees and disabled employees from RHBF are OPEB. The healthcare benefits for retired and disabled employees who are not eligible for Medicare are the same as for active employees as described in Note 14. The plan options change when former employees become eligible for Medicare. Medicare retirees have the option of selecting one of two fully-insured Medicare Advantage/Prescription Drug Plan options or the self-funded Traditional 70/30 Preferred Provider Organization plan option that is also offered to non-Medicare members. If the Traditional 70/30 Plan is selected by a Medicare retiree, the self-funded State Health Plan coverage is secondary to Medicare.

Those former employees who are eligible to receive medical benefits from RHBF are long-term disability beneficiaries of the Disability Income Plan of North Carolina and retirees of TSERS, the Consolidated Judicial Retirement System, the Legislative Retirement System, the Optional Retirement Program (ORP), and a small number of local governments, with five or more years of contributory membership service in their retirement system prior to disability or retirement, with the following exceptions: for employees first hired on or after October 1, 2006, and members of the North Carolina General Assembly first taking office on or after February 1, 2007, future coverage as retired employees and retired members of the North Carolina General Assembly is subject to the requirement that the future retiree have 20 or more years of retirement service credit in order to receive coverage on a noncontributory basis. Employees first hired on or after October 1, 2006 and members of the North Carolina General Assembly first taking office on or after February 1, 2007 with 10 but less than 20 years of retirement service credit are eligible for coverage on a partially contributory basis. For such future retirees, the State will pay 50% of the State Health Plan's total noncontributory premium.

Section 35.21 (c) & (d) of Session Law 2017-57 repeals retiree medical benefits for employees first hired on or after January 1, 2021. The legislation amends Article 3B of Chapter 135 of the General Statutes

to require that retirees must earn contributory retirement service in the Teachers' and State Employees' Retirement System (or in an allowed local system unit), the Consolidated Judicial Retirement System, or the Legislative Retirement System prior to January 1, 2021, and not withdraw that service, in order to be eligible for retiree medical benefits under the amended law. Consequently, members first hired on and after January 1, 2021 will not be eligible to receive retiree medical benefits.

The Plan's and RHBF's benefit and contribution provisions are established by Chapter 135-7, Article 1, and Chapter 135, Article 3B of the General Statutes and may be amended only by the North Carolina General Assembly. RHBF does not provide for automatic post-retirement benefit increases.

Contributions: Contribution rates to RHBF, which are intended to finance benefits and administrative expenses on a pay-as-you-go basis, are determined by the North Carolina General Assembly in the Appropriations Bill. The College's contractually-required contribution rate for the year ended June 30, 2021 was 6.68% of covered payroll. The College's contributions to the RHBF were \$197,368.37 for the year ended June 30, 2021.

In fiscal year 2020, the State Health Plan (the Plan) transferred \$475.2 million to RHBF as a result of cost savings to the Plan over a span of six years. For financial reporting purposes, the transfer was recognized as a nonemployer contributing entity contribution. The contribution was allocated among RHBF employers and recorded as noncapital contributions. For the fiscal year ended June 30, 2021, the College recognized noncapital contributions for RHBF of \$73,538.00.

2. Disability Income

Plan Administration: As discussed in Note 14, short-term and long-term disability benefits are provided through the Disability Income Plan of North Carolina (DIPNC), a cost-sharing, multiple-employer, defined benefit plan, to the eligible members of TSERS which includes employees of the State, the University of North Carolina System, community colleges, certain participating component units, LEAs which are not part of the reporting entity, and the ORP. By statute, DIPNC is administered by the Department of State Treasurer and the Board of Trustees of TSERS.

Benefits Provided: Long-term disability benefits are payable as an OPEB from DIPNC after the conclusion of the short-term disability period or after salary continuation payments cease, whichever is later, for as long as an employee is disabled. An employee is eligible to receive long-term disability benefits provided the following requirements are met: (1) the employee has five or more years of contributing membership service in TSERS or the ORP, earned within 96 months prior to the end of the short-term disability period or

cessation of salary continuation payments, whichever is later; (2) the employee must make application to receive long-term benefits within 180 days after the conclusion of the short-term disability period or after salary continuation payments cease or after monthly payments for Workers' Compensation cease (excluding monthly payments for permanent partial benefits), whichever is later; (3) the employee must be certified by the Medical Board to be mentally or physically disabled for the further performance of his/her usual occupation; (4) the disability must have been continuous, likely to be permanent, and incurred at the time of active employment; (5) the employee must not be eligible to receive an unreduced retirement benefit from TSERS; and (6) the employee must terminate employment as a permanent, full-time employee. An employee is eligible to receive an unreduced retirement benefit from TSERS after (1) reaching the age of 65 and completing five years of membership service, or (2) reaching the age of 60 and completing 25 years of creditable service, or (3) completing 30 years of creditable service, at any age.

For employees who had five or more years of membership service as of July 31, 2007, during the first 36 months of the long-term disability period, the monthly long-term disability benefit is equal to 65% of one-twelfth of an employee's annual base rate of compensation last payable to the participant or beneficiary prior to the beginning of the short-term disability period, plus the like percentage of one-twelfth of the annual longevity payment and local supplements to which the participant or beneficiary would be eligible. The monthly benefits are subject to a maximum of \$3,900 per month reduced by any primary Social Security disability benefits and by monthly payments for Workers' Compensation to which the participant or beneficiary may be entitled, but the benefits payable shall be no less than \$10 a month. After the first 36 months of the long-term disability, the long-term benefit is calculated in the same manner as described above except the monthly benefit is reduced by an amount equal to a monthly primary Social Security disability benefit to which the participant or beneficiary might be entitled had Social Security disability benefits been awarded. When an employee qualifies for an unreduced service retirement allowance from TSERS, the benefits payable from DIPNC will cease, and the employee will commence retirement under TSERS or the ORP.

For employees who had less than five years of membership service as of July 31, 2007, and meet the requirements for long-term disability on or after August 1, 2007, during the first 36 months of the long-term disability period, the monthly long-term benefit shall be reduced by an amount equal to the monthly primary Social Security retirement benefit to which the employee might be entitled should the employee become age 62 during the first 36 months. This reduction becomes effective as of the first day of the month following the month of initial entitlement to Social Security benefits. After the first 36 months of the long-term disability, no further benefits are payable under the terms of this

section unless the employee has been approved and is in receipt of primary Social Security disability benefits.

Contributions: Although DIPNC operates on a calendar year, disability income benefits are funded by actuarially determined employer contributions that are established in the Appropriations Bill by the North Carolina General Assembly and coincide with the State's fiscal year. The College's contractually-required contribution rate for the year ended June 30, 2021 was 0.09% of covered payroll. The College's contributions to DIPNC were \$2,659.15 for the year ended June 30, 2021.

C. Net OPEB Liability (Asset)

Net OPEB Liability: At June 30, 2021, the College reported a liability of \$4,292,915.00 for its proportionate share of the collective net OPEB liability for RHBF. The net OPEB liability was measured as of June 30, 2020. The total OPEB liability used to calculate the net OPEB liability was determined by an actuarial valuation as of December 31, 2019, and update procedures were used to roll forward the total OPEB liability to June 30, 2020. The College's proportion of the net OPEB liability was based on the present value of future salaries for the College relative to the present value of future salaries for all participating employers, actuarially-determined. As of June 30, 2020, the College's proportion was 0.01548%, which was a decrease of 0.00325 from its proportion measured as of June 30, 2019, which was 0.01873%.

Net OPEB Asset: At June 30, 2021, the College reported an asset of \$7,699.00 for its proportionate share of the collective net OPEB asset for DIPNC. The net OPEB asset was measured as of June 30, 2020. The total OPEB liability used to calculate the net OPEB asset was determined by an actuarial valuation as of December 31, 2019, and update procedures were used to roll forward the total OPEB liability to June 30, 2020. The College's proportion of the net OPEB asset was based on the present value of future salaries for the College relative to the present value of future salaries for all participating employers, actuarially-determined. As of June 30, 2020, the College's proportion was 0.01565%, which was a decrease of 0.00246 from its proportion measured as of June 30, 2019, which was 0.01811%.

Actuarial Assumptions: The total OPEB liabilities for RHBF and DIPNC were determined by actuarial valuations as of December 31, 2019, using the following actuarial assumptions, applied to all periods included in the measurement, unless otherwise specified. The total OPEB liabilities were then rolled forward to June 30, 2020 utilizing update procedures incorporating the actuarial assumptions.

	Retiree Health Benefit Fund	Disability Income Plan of N. C.
Valuation Date	12/31/2019	12/31/2019
Inflation	3%	3%
Salary Increases*	3.5% - 8.1%	3.5% - 8.1%
Investment Rate of Return**	7%	3.75%
Healthcare Cost Trend Rate - Medical	6.5% grading down to 5% by 2024	6.5% grading down to 5% by 2024
Healthcare Cost Trend Rate - Prescription Drug	9.5% grading down to 5% by 2029	9.5% grading down to 5% by 2029
Healthcare Cost Trend Rate - Medicare Advantage	5%	N/A
Healthcare Cost Trend Rate - Administrative	3%	3%

* Salary increases include 3.5% inflation and productivity factor.

** Investment rate of return is net of pension plan investment expense, including inflation.

N/A - Not Applicable

The OPEB plans currently use mortality tables that vary by age, gender, employee group (i.e. teacher, general, law enforcement officer) and health status (i.e. disabled and healthy). The current mortality rates are based on published tables and studies that cover significant portions of the U.S. population. The healthy mortality rates also contain a provision to reflect future mortality improvements.

The projected long-term investment returns and inflation assumptions are developed through a review of current and historical capital markets data, sell-side investment research, consultant whitepapers, and historical performance of investment strategies. Fixed income return projections reflect current yields across the U.S. Treasury yield curve and market expectations of forward yields projected and interpolated for multiple tenors and over multiple year horizons. Global public equity return projects are established through analysis of the equity risk premium and the fixed income return projections. Other asset categories and strategies' return projections reflect the foregoing and historical data analysis. These projections are combined to produce the long-term expected rate of return by weighting the expected future real rates of return by the target asset allocation percentage and by adding expected inflation. DIPNC is primarily invested in the Bond Index Investment Pool as of June 30, 2020.

Best estimates of real rates of return for each major asset class included in RHBF's target asset allocation as of June 30, 2020 (the valuation date) are summarized in the following table:

Asset Class	Long-Term Expected Real Rate of Return
Fixed Income	1.4%
Global Equity	5.3%
Real Estate	4.3%
Alternatives	8.9%
Opportunistic Fixed Income	6.0%
Inflation Sensitive	4.0%

The information in the preceding table is based on 30-year expectations developed with the consulting actuary and is part of the asset, liability, and investment policy of the North Carolina Retirement Systems. The long-term nominal rates of return underlying the real rates of return are arithmetic annualized figures. The real rates of return are calculated from nominal rates by multiplicatively subtracting a long-term inflation assumption of 3.05%. Return projections do not include any excess return expectations over benchmark averages. All rates of return and inflation are annualized. The long-term expected real rate of return for the Bond Index Investment Pool as of June 30, 2020 is 1.2%.

Actuarial valuations of the plans involve estimates of the value of reported amounts and assumptions about the probability of occurrence of events far into the future. Examples include assumptions about future employment, mortality, and the healthcare cost trend. Actuarially determined amounts are subject to continual revision as actual results are compared to past expectations and new estimates are made about the future.

The actuarial assumptions used for RHBF are consistent with those used to value the pension benefits of TSERS where appropriate. These assumptions are based on the most recent pension valuations available. The discount rate used for RHBF reflects a pay-as-you-go approach.

Projections of benefits for financial reporting purposes of the plans are based on the substantive plan (the plan as understood by the employer and plan members) and include the types of benefits provided at the time of each valuation and historical pattern of sharing of benefit costs between the employer and plan members to that point. Historically, the benefits funded solely by employer contributions applied equally to all retirees. Currently, as described earlier in the note, benefits are dependent on membership requirements.

The actuarial methods and assumptions used for DIPNC include techniques that are designed to reduce the effects of short-term volatility in actuarial accrued liabilities and the actuarial value of assets, consistent with the long-term perspective of the calculations.

The actuarial assumptions used in the December 31, 2019 valuations were generally based on the results of an actuarial experience study prepared as of December 31, 2014, as amended for updates to certain assumptions (such as the long-term investment return, medical claims, and medical trend rate assumptions) implemented based on annual reviews that have occurred since that experience study.

Discount Rate: The discount rate used to measure the total OPEB liability for RHBF was 2.21%. The projection of cash flows used to determine the discount rate assumed that contributions from employers will be made at the current statutorily determined contribution rate. Based on the above assumptions, the plan's fiduciary net position was not projected to be available to make projected future benefit payments of current plan members. As a result, a municipal bond rate of 2.21% was used as the discount rate used to measure the total OPEB liability. The 2.21% rate is based on the Bond Buyer 20-year General Obligation Index as of June 30, 2020.

The discount rate used to measure the total OPEB liability for DIPNC was 3.75%. The projection of cash flows used to determine the discount rate assumed that contributions from plan members will be made at the current contribution rate and that contributions from employers will be made at statutorily required rates, actuarially determined. Based on those assumptions, the plan's fiduciary net position was projected to be available to make all projected future benefit payments of the current plan members. Therefore, the long-term expected rate of return on plan investments was applied to all periods of projected benefit payments to determine the total OPEB liability.

Sensitivity of the Net OPEB Liability (Asset) to Changes in the Discount Rate: The following presents the College's proportionate share of the net OPEB liability (asset) of the plans, as well as what the plans' net OPEB liability (asset) would be if it were calculated using a discount rate that is 1-percentage point lower or 1-percentage point higher than the current discount rate:

		Net OPEB Liability (Asset)		
		1% Decrease (1.21%)	Current Discount Rate (2.21%)	1% Increase (3.21%)
RHBF	\$	5,092,748.79	\$ 4,292,915.00	\$ 3,650,987.10
		1% Decrease (2.75%)	Current Discount Rate (3.75%)	1% Increase (4.75%)
DIPNC	\$	(6,649.06)	\$ (7,699.00)	\$ (8,718.15)

Sensitivity of the Net OPEB Liability (Asset) to Changes in the Healthcare Cost Trend Rates: The following presents the net OPEB liability (asset) of the plans, as well as what the plans' net OPEB liability (asset) would be if it were calculated using healthcare cost trend rates that are 1-percentage point lower or 1-percentage point higher than the current healthcare cost trend rates:

Net OPEB Liability (Asset)			
	1% Decrease (Medical - 4% - 5.5%, Pharmacy - 4% - 8.5%, Med. Advantage - 4%, Administrative - 2%)	Current Healthcare Cost Trend Rates (Medical - 5% - 6.5%, Pharmacy - 5% - 9.5%, Med. Advantage - 5%, Administrative - 3%)	1% Increase (Medical - 6% - 7.5%, Pharmacy - 6% - 10.5%, Med. Advantage - 6%, Administrative - 4%)
RHBF	\$ 3,461,969.18	\$ 4,292,915.00	\$ 5,406,784.28
DIPNC	\$ (7,711.54)	\$ (7,699.00)	\$ (7,687.75)

OPEB Expense: For the fiscal year ended June 30, 2021, the College recognized OPEB expense as follows:

OPEB Plan	Amount
RHBF	\$ (768,152.00)
DIPNC	7,386.00
Total OPEB Expense	\$ (760,766.00)

Deferred Outflows of Resources and Deferred Inflows of Resources Related to OPEB: At June 30, 2021, the College reported deferred outflows of resources and deferred inflows of resources related to OPEB from the following sources:

Employer Balances of Deferred Outflows of Resources Related to OPEB by Classification:			
	RHBF	DIPNC	Total
Differences Between Actual and Expected Experience	\$ 3,889.00	\$ 5,577.00	\$ 9,466.00
Changes of Assumptions	188,268.63	598.85	188,867.48
Net Difference Between Projected and Actual Earnings on Plan Investments	9,043.00	-	9,043.00
Changes in Proportion and Differences Between Employer's Contributions and Proportionate Share of Contributions	-	6,130.00	6,130.00
Contributions Subsequent to the Measurement Date	197,368.37	2,659.15	200,027.52
Total	\$ 398,569.00	\$ 14,965.00	\$ 413,534.00

Employer Balances of Deferred Inflows of Resources
Related to OPEB by Classification:

	RHBF	DIPNC	Total
Differences Between Actual and Expected Experience	\$ 167,944.00	\$ -	\$ 167,944.00
Changes of Assumptions	1,742,133.00	606.00	1,742,739.00
Net Difference Between Projected and Actual Earnings on Plan Investments	-	1,304.00	1,304.00
Changes in Proportion and Differences Between Employer's Contributions and Proportionate Share of Contributions	2,395,695.00	-	2,395,695.00
Total	\$ 4,305,772.00	\$ 1,910.00	\$ 4,307,682.00

Amounts reported as deferred outflows of resources related to contributions subsequent to the measurement date will be recognized as a reduction of the net OPEB liability related to RHBF and an increase of the net OPEB asset related to DIPNC in the fiscal year ending June 30, 2022. Other amounts reported as deferred outflows of resources and deferred inflows of resources related to OPEB will be recognized in OPEB expense as follows:

Schedule of the Net Amount of the Employer's Balances of Deferred Outflows of Resources and Deferred Inflows of Resources That will be Recognized in OPEB Expense:

Year Ending June 30:	RHBF	DIPNC
2022	\$ (1,255,171.00)	\$ 2,513.00
2023	(1,254,700.00)	1,989.00
2024	(756,806.00)	1,457.00
2025	(480,436.00)	1,794.00
2026	(357,458.37)	742.00
Thereafter	-	1,900.85
Total	\$ (4,104,571.37)	\$ 10,395.85

NOTE 14 - RISK MANAGEMENT

The College is exposed to various risks of loss related to torts; theft of, damage to, and destruction of assets; errors and omissions; injuries to employees; and natural disasters. These exposures to loss are handled via a combination of methods, including participation in state-administered insurance programs, purchase of commercial insurance, and self-retention of certain risks. There have been no significant reductions in insurance coverage from the previous year and settled claims have not exceeded coverage in any of the past three fiscal years.

Employee Benefit Plans

1. State Health Plan

College employees are provided comprehensive major medical care benefits. Coverage is funded by contributions to the State Health Plan (Plan), a discretely presented component unit of the State of North Carolina. The Plan is funded by employer and employee contributions. The Plan has contracted with third parties to process claims. See Note 13, Other Postemployment Benefits, for additional information regarding retiree health benefits.

2. Death Benefit Plan of North Carolina

Term life insurance (death benefits) of \$25,000 to \$50,000 is provided to eligible workers who enroll in the Teachers' and State Employees' Retirement System. This Death Benefit Plan is administered by the State Treasurer and funded via employer contributions. The employer contribution rate was 0.13% for the current fiscal year.

3. Disability Income Plan

Short-term and long-term disability benefits are provided to College employees through the Disability Income Plan of North Carolina (DIPNC), part of the State's Pension and Other Employee Benefit Trust Funds. Short-term benefits are paid by the College for up to twelve months. The Board of Trustees of the DIPNC may extend the short-term disability benefits for up to an additional twelve months. During the extended period of short-term disability benefits, payments are made directly by the DIPNC to the beneficiary. As discussed in Note 13, long-term disability benefits are payable as other postemployment benefits from DIPNC after the conclusion of the short-term disability period or after salary continuation payments cease, whichever is later, for as long as an employee is disabled.

A. Other Risk Management and Insurance Activities

1. Automobile, Fire, and Other Property Losses

Fire and other property losses are covered by contracts with private insurance companies. There have been no significant reductions in insurance coverage from the previous year and settled claims have not exceeded coverage in any of the past three fiscal years.

State-owned vehicles are covered by liability insurance through a private insurance company and handled by the North Carolina Department of Insurance. The liability limits for losses are \$1,000,000 per claim and \$10,000,000 per occurrence. The College pays premiums to the North Carolina Department of Insurance for the coverage. Liability insurance for other College-owned vehicles is covered by contracts with private insurance companies.

2. Public Officers' and Employees' Liability Insurance

The risk of tort claims of up to \$1,000,000 per claimant is retained under the authority of the State Tort Claims Act. In addition, the State provides excess public officers' and employees' liability insurance up to \$2,000,000 per claim and \$5,000,000 in the aggregate per fiscal year via contract with a private insurance company. The North Carolina Community College System Office pays the premium, based on a composite rate, directly to the private insurer.

3. Employee Dishonesty and Computer Fraud

The College is protected for losses from employee dishonesty and computer fraud for employees paid in whole or in part from state funds. This coverage is with a private insurance company and is handled by the North Carolina Department of Insurance. The North Carolina Community College System Office is charged a premium by the private insurance company. Coverage limit is \$5,000,000 per occurrence. The private insurance company pays 90% of each loss less a \$100,000 deductible. The College is protected from losses from employee dishonesty and computer fraud for employees paid entirely from county or institutional funds by contracts with private insurance companies.

4. Statewide Workers' Compensation Program

The State Board of Community Colleges makes the necessary arrangements to carry out the provisions of the Workers' Compensation Act which are applicable to employees whose wages are paid in whole or in part from state funds. The College purchases workers' compensation insurance for employees whose salaries or wages are paid by the Board in whole or in part from county or institutional funds.

Additional details on the state-administered risk management programs are disclosed in the State's *Annual Comprehensive Financial Report*, issued by the Office of the State Controller.

NOTE 15 - COMMITMENTS

The College has established an encumbrance system to track its outstanding commitments purchases. Outstanding commitments on purchases was \$45,857.08 at June 30, 2021.

NOTE 16 - THE CORONAVIRUS PANDEMIC EMERGENCY

In response to the coronavirus pandemic emergency, the federal government provided grants to the State and the College through various coronavirus program funds appropriated by (1) The Coronavirus Aid, Relief, and Economic

Security (CARES) Act, (2) The Coronavirus Response and Relief Supplemental Appropriations within the Federal Consolidated Appropriations Act of 2021 (CRRSA), and (3) The American Rescue Plan Act of 2021 (ARP).

The grant revenues from the various coronavirus program funds are contingent upon meeting the terms and conditions of the grant and signed agreements with the funding agencies, incurring qualifying expenditures, and are reported in the following nonoperating revenue captions of the financial statements:

State Aid - Coronavirus - This caption includes grant funds received directly by the State from the U.S. Department of Treasury, Coronavirus Relief Fund (CRF), and appropriated by the State to the College.

Federal Aid - COVID-19 - This caption includes grant funds received directly by the College from the U.S. Department of Education, Higher Education Emergency Relief Funds (HEERF). This caption also includes pass-through grant funds from the Governors Emergency Education Relief (GEER) Fund.

Summary of State and Federal Aid - COVID-19 Revenue Activities for the Fiscal Year Ended June 30, 2021:

Program	Total Authorized Award	2020 Earned Revenue	2021 Earned Revenue
State Aid - Coronavirus:	N/A	\$ -	\$ 634,826.04
Federal Aid - COVID-19:			
HEERF Funds	\$2,243,361.00	\$ -	\$ 401,232.21
GEER Funds	82,110.00	-	74,683.00
Total Federal Aid - COVID-19	N/A	\$ -	\$ 475,915.21

NOTE 17 - BLENDED COMPONENT UNIT

Condensed combining information for the College's blended component unit for the year ended June 30, 2021, is presented as follows:

Condensed Statement of Net Position
June 30, 2021

	College	RCCC Foundation, Inc.	Eliminations	Total
ASSETS				
Current Assets	\$ 2,364,539.36	\$ 230,831.43	\$ -	\$ 2,595,370.79
Capital Assets, Net	5,873,861.22	-	-	5,873,861.22
Other Noncurrent Assets	7,699.00	-	-	7,699.00
Total Assets	8,246,099.58	230,831.43	-	8,476,931.01
TOTAL DEFERRED OUTFLOWS OF RESOURCES	1,291,745.00	-	-	1,291,745.00
LIABILITIES				
Current Liabilities	746,699.95	-	-	746,699.95
Long-Term Liabilities	6,605,033.18	-	-	6,605,033.18
Total Liabilities	7,351,733.13	-	-	7,351,733.13
TOTAL DEFERRED INFLOWS OF RESOURCES	4,499,084.00	-	-	4,499,084.00
NET POSITION				
Net Investment in Capital Assets	5,789,158.77	-	-	5,789,158.77
Restricted - Expendable	1,212,137.09	169,546.42	-	1,381,683.51
Unrestricted	(9,314,268.41)	61,285.01	-	(9,252,983.40)
Total Net Position	<u>\$ (2,312,972.55)</u>	<u>\$ 230,831.43</u>	<u>\$ -</u>	<u>\$ (2,082,141.12)</u>

NOTES TO THE FINANCIAL STATEMENTS

Condensed Statement of Revenues, Expenses, and Changes in Net Position For the Fiscal Year Ended June 30, 2021

	College	RCCC Foundation, Inc.	Eliminations	Total
OPERATING REVENUES				
Student Tuition and Fees, Net	\$ 183,449.96	\$ -	\$ -	\$ 183,449.96
Sales and Services	5,379.95	-	-	5,379.95
Other Operating Revenues	1,412.70	-	-	1,412.70
Total Operating Revenues	190,242.61	-	-	190,242.61
OPERATING EXPENSES				
Operating Expenses	8,651,926.07	45,596.34	-	8,697,522.41
Depreciation	358,590.50	-	-	358,590.50
Total Operating Expenses	9,010,516.57	45,596.34	-	9,056,112.91
Operating Loss	(8,820,273.96)	(45,596.34)	-	(8,865,870.30)
NONOPERATING REVENUES				
State Aid	5,644,000.24	-	-	5,644,000.24
State Aid - Coronavirus	634,826.04	-	-	634,826.04
County Appropriations	1,000,774.00	-	-	1,000,774.00
Student Financial Aid	907,851.18	-	-	907,851.18
Federal Aid - COVID-19	475,915.21	-	-	475,915.21
Noncapital Contributions	537,319.80	-	-	537,319.80
Other Nonoperating Revenues	50,413.24	3,648.59	-	54,061.83
Nonoperating Revenues	9,251,099.71	3,648.59	-	9,254,748.30
State Capital Aid	1,422,298.13	-	-	1,422,298.13
County Capital Aid	33,700.00	-	-	33,700.00
Capital Contributions	42,228.61	-	-	42,228.61
Total Other Revenues	1,498,226.74	-	-	1,498,226.74
Increase (Decrease) in Net Position	1,929,052.49	(41,947.75)	-	1,887,104.74
NET POSITION				
Net Position, July 1, 2020 (as Restated)	(4,242,025.04)	272,779.18	-	(3,969,245.86)
Net Position, June 30, 2021	\$ (2,312,972.55)	\$ 230,831.43	\$ -	\$ (2,082,141.12)

Condensed Statement of Cash Flows June 30, 2021

	College	RCCC Foundation, Inc.	Eliminations	Total
Net Cash Used by Operating Activities	\$ (9,237,723.80)	\$ (45,596.34)	\$ -	\$ (9,526,472.83)
Total Cash Provided by Noncapital Financing Activities	9,278,632.59	-	-	9,278,632.59
Net Cash Provided by Capital and Related Financing Activities	372,082.49	-	-	615,235.18
Total Cash Provided by Investing Activities	-	3,648.59	-	3,648.59
Net Increase (Decrease) in Cash and Cash Equivalents	412,991.28	(41,947.75)	-	371,043.53
Cash and Cash Equivalents, July 1, 2020	737,590.18	201,095.53	-	938,685.71
Cash and Cash Equivalents, June 30, 2021	\$ 1,150,581.46	\$ 159,147.78	\$ -	\$ 1,309,729.24

NOTE 18 - CHANGES IN FINANCIAL ACCOUNTING AND REPORTING

For the fiscal year ended June 30, 2021, the College implemented the following pronouncements issued by the Governmental Accounting Standards Board (GASB):

GASB Statement No. 84, Fiduciary Activities

GASB Statement No. 97, Certain Component Unit Criteria, and Accounting and Financial Reporting for Internal Revenue Code Section 457 Deferred Compensation Plans

GASB Statement No. 98, The Annual Comprehensive Financial Report

GASB Statement No. 84 improves guidance regarding the identification of fiduciary activities for accounting and financial reporting purposes and how those activities should be reported. This Statement establishes criteria for identifying fiduciary activities of all state and local governments. The focus of the criteria generally is on (1) whether a government is controlling the assets of the fiduciary activity, and (2) the beneficiaries with whom a fiduciary relationship exists. Separate criteria are included to identify fiduciary component units and postemployment benefit arrangements that are fiduciary activities. Governments with activities meeting the criteria should present a statement of fiduciary net position and a statement of changes in fiduciary net position. An exception to that requirement is provided for a business-type activity that normally expects to hold custodial assets for 90-days or less.


GASB Statement No. 97's primary objectives are to (1) increase consistency and comparability related to the reporting of fiduciary component units in circumstances in which a potential component unit does not have a governing board and the primary government performs the duties that a governing board typically would perform; (2) mitigate costs associated with the reporting of certain defined contribution pension plans, defined contribution other postemployment benefit (OPEB) plans, and employee benefit plans other than pension plans or OPEB plans (other employee benefit plans) as fiduciary component units in fiduciary fund financial statements; and (3) enhance the relevance, consistency, and comparability of the accounting and financial reporting for Internal Revenue Code (IRC) Section 457 deferred compensation plans (Section 457 plans) that meet the definition of a pension plan and for benefits provided through those plans.

GASB Statement No. 98 establishes the term annual comprehensive financial report and its acronym ACFR. That new term and acronym replace instances of comprehensive annual financial report and its acronym in generally accepted accounting principles for state and local governments.

NOTE 19 - NET POSITION RESTATEMENT

As of July 1, 2020, net position as previously reported was restated as follows:

	<u>Amount</u>
July 1, 2020 Net Position as Previously Reported	\$ (3,730,949.80)
Restatement:	
Correction of Errors in Capital Assets	<u>(238,296.06)</u>
July 1, 2020 Net Position as Restated	<u>\$ (3,969,245.86)</u>



REQUIRED SUPPLEMENTARY INFORMATION

Roanoke-Chowan Community College
Required Supplementary Information
Schedule of the Proportionate Share of the Net Pension Liability
Cost-Sharing, Multiple-Employer, Defined Benefit Pension Plan
Last Eight Fiscal Years*

Exhibit B-1

Teachers' and State Employees' Retirement System	2021	2020	2019	2018
Proportionate Share Percentage of Collective Net Pension Liability	0.01831%	0.02114%	0.02351%	0.02518%
Proportionate Share of TSERS Collective Net Pension Liability	\$ 2,212,214.00	\$ 2,191,575.00	\$ 2,340,677.00	\$ 1,997,892.00
Covered Payroll	\$ 3,437,809.92	\$ 3,678,981.46	\$ 3,654,504.87	\$ 3,832,519.06
Proportionate Share of the Net Pension Liability as a Percentage of Covered Payroll	64.35%	59.57%	64.05%	52.13%
Plan Fiduciary Net Position as a Percentage of the Total Pension Liability	85.98%	87.56%	87.61%	89.51%
	2017	2016	2015	2014
Proportionate Share Percentage of Collective Net Pension Liability	0.02766%	0.02738%	0.02880%	0.02880%
Proportionate Share of TSERS Collective Net Pension Liability	\$ 2,542,240.00	\$ 1,009,007.00	\$ 337,657.00	\$ 1,748,453.00
Covered Payroll	\$ 4,312,327.17	\$ 4,151,200.16	\$ 4,179,871.20	\$ 4,194,324.01
Proportionate Share of the Net Pension Liability as a Percentage of Covered Payroll	58.95%	24.31%	8.08%	41.69%
Plan Fiduciary Net Position as a Percentage of the Total Pension Liability	87.32%	94.64%	98.24%	90.60%

Note: Information is presented for all years that were measured in accordance with the requirements of GASB Statement No. 68, *Accounting and Financial Reporting for Pensions - An Amendment of GASB Statement No. 27*, as amended.

* The amounts presented for each fiscal year were determined as of the prior fiscal year ended June 30.

Roanoke-Chowan Community College
Required Supplementary Information
Schedule of College Contributions
Cost-Sharing, Multiple-Employer, Defined Benefit Pension Plan
Last Ten Fiscal Years

Exhibit B-2

Teachers' and State Employees' Retirement System	2021	2020	2019	2018	2017
Contractually Required Contribution	\$ 436,692.28	\$ 445,883.95	\$ 452,146.82	\$ 393,955.62	\$ 382,485.40
Contributions in Relation to the Contractually Determined Contribution	436,692.28	445,883.95	452,146.82	393,955.62	382,485.40
Contribution Deficiency (Excess)	\$ -	\$ -	\$ -	\$ -	\$ -
Covered Payroll	\$ 2,954,616.26	\$ 3,437,809.92	\$ 3,678,981.46	\$ 3,654,504.87	\$ 3,832,519.06
Contributions as a Percentage of Covered Payroll	14.78%	12.97%	12.29%	10.78%	9.98%
	2016	2015	2014	2013	2012
Contractually Required Contribution	\$ 394,577.94	\$ 379,834.81	\$ 363,230.81	\$ 349,387.19	\$ 307,358.52
Contributions in Relation to the Contractually Determined Contribution	394,577.94	379,834.81	363,230.81	349,387.19	307,358.52
Contribution Deficiency (Excess)	\$ -	\$ -	\$ -	\$ -	\$ -
Covered Payroll	\$ 4,312,327.17	\$ 4,151,200.16	\$ 4,179,871.20	\$ 4,194,324.01	\$ 4,131,162.94
Contributions as a Percentage of Covered Payroll	9.15%	9.15%	8.69%	8.33%	7.44%

Note: Changes in benefit terms, methods, and assumptions are presented in the Notes to Required Supplementary Information (RSI) schedule following the pension RSI tables.

Roanoke-Chowan Community College
Notes to Required Supplementary Information
Schedule of College Contributions
Cost-Sharing, Multiple-Employer, Defined Benefit Pension Plan
For the Fiscal Year Ended June 30, 2021

Changes of Benefit Terms:

	<u>Cost of Living Increase</u>									
Teachers' and State Employees' Retirement System	2019	2018	2017	2016	2015	2014	2013	2012	2011	2010
	N/A	N/A	1.00%	N/A	N/A	N/A	1.00%	N/A	N/A	N/A

Changes of Assumptions: In 2015, the North Carolina Retirement Systems' consulting actuaries performed the quinquennial investigation of each retirement system's actual demographic and economic experience (known as the "Experience Review"). The Experience Review provides the basis for selecting the actuarial assumptions and methods used to determine plan liabilities and funding requirements. The most recent Experience Review examined each plan's experience during the period between January 1, 2010, and December 31, 2014. Based on the findings, the Board of Trustees of the Teachers' and State Employees' Retirement System adopted a number of new actuarial assumptions and methods. The most notable changes to the assumptions include updates to the mortality tables and the mortality improvement projection scales to reflect reduced rates of mortality and significant increases in mortality improvements. These assumptions were adjusted to reflect the mortality projection scale MP-2015, released by the Society of Actuaries in 2015. In addition, the assumed rates of retirement, salary increases, and rates of termination from active employment were reduced to more closely reflect actual experience. The discount rate for the Teachers' and State Employees' Retirement System was lowered from 7.20% to 7.00% for the December 31, 2017 valuation. For the December 31, 2019 valuation, the discount rate was 7.00%.

The Boards of Trustees also adopted a new asset valuation method for the Teachers' and State Employees' Retirement System. For determining plan funding requirements, the plan now uses a five-year smoothing method with a reset of the actuarial value of assets to market value as of December 31, 2014.

The Notes to Required Supplementary Information reflect information included in the State of North Carolina's 2020 *Comprehensive Annual Financial Report*.

N/A - Not Applicable

Roanoke-Chowan Community College
Required Supplementary Information
Schedule of the Proportionate Share of the Net OPEB Liability or Asset
Cost-Sharing, Multiple-Employer, Defined Benefit OPEB Plans
Last Five Fiscal Years*

Exhibit B-3

Retiree Health Benefit Fund	2021	2020	2019	2018	2017
Proportionate Share Percentage of Collective Net OPEB Liability	0.01548%	0.01873%	0.02114%	0.02273%	0.02476%
Proportionate Share of Collective Net OPEB Liability	\$ 4,292,915.00	\$ 5,925,752.00	\$ 6,021,387.00	\$ 7,453,292.00	\$ 10,771,442.00
Covered Payroll	\$ 3,437,809.92	\$ 3,678,981.46	\$ 3,654,504.87	\$ 3,832,519.06	\$ 4,312,327.17
Proportionate Share of the Net OPEB Liability as a Percentage of Covered Payroll	124.87%	161.07%	164.77%	194.48%	249.78%
Plan Fiduciary Net Position as a Percentage of the Total OPEB Liability	6.92%	4.40%	4.40%	3.52%	2.41%
Disability Income Plan of North Carolina					
Proportionate Share Percentage of Collective Net OPEB Asset	0.01565%	0.01811%	0.02016%	0.02188%	0.02411%
Proportionate Share of Collective Net OPEB Asset	\$ 7,699.00	\$ 7,814.00	\$ 6,124.00	\$ 13,373.00	\$ 14,972.00
Covered Payroll	\$ 3,437,809.92	\$ 3,678,981.46	\$ 3,654,504.87	\$ 3,832,519.06	\$ 4,312,327.17
Proportionate Share of the Net OPEB Asset as a Percentage of Covered Payroll	0.22%	0.21%	0.17%	0.35%	0.35%
Plan Fiduciary Net Position as a Percentage of the Total OPEB Liability	115.57%	113.00%	108.47%	116.23%	116.06%

Note: Information is presented for all years that were measured in accordance with the requirements of GASB Statement No. 75, *Accounting and Financial Reporting for Postemployment Benefits Other Than Pensions*, as amended.

* The amounts presented for each fiscal year were determined as of the prior fiscal year ended June 30.

Roanoke-Chowan Community College
Required Supplementary Information
Schedule of College Contributions
Cost-Sharing, Multiple-Employer, Defined Benefit OPEB Plans
Last Ten Fiscal Years

Exhibit B-4

Retiree Health Benefit Fund	2021	2020	2019	2018	2017
Contractually Required Contribution	\$ 197,368.37	\$ 222,426.30	\$ 230,672.14	\$ 221,097.54	\$ 222,915.05
Contributions in Relation to the Contractually Determined Contribution	197,368.37	222,426.30	230,672.14	221,097.54	222,915.05
Contribution Deficiency (Excess)	\$ -	\$ -	\$ -	\$ -	\$ -
Covered Payroll	\$ 2,954,616.26	\$ 3,437,809.92	\$ 3,678,981.46	\$ 3,654,504.87	\$ 3,832,519.06
Contributions as a Percentage of Covered Payroll	6.68%	6.47%	6.27%	6.05%	5.82%
	2016	2015	2014	2013	2012
Contractually Required Contribution	\$ 241,490.32	\$ 227,900.89	\$ 225,713.04	\$ 222,299.17	\$ 206,558.15
Contributions in Relation to the Contractually Determined Contribution	241,490.32	227,900.89	225,713.04	222,299.17	206,558.15
Contribution Deficiency (Excess)	\$ -	\$ -	\$ -	\$ -	\$ -
Covered Payroll	\$ 4,312,327.17	\$ 4,151,200.16	\$ 4,179,871.20	\$ 4,194,324.01	\$ 4,131,162.94
Contributions as a Percentage of Covered Payroll	5.60%	5.49%	5.40%	5.30%	5.00%
Disability Income Plan of North Carolina	2021	2020	2019	2018	2017
Contractually Required Contribution	\$ 2,659.15	\$ 3,437.81	\$ 5,150.57	\$ 5,116.31	\$ 14,563.57
Contributions in Relation to the Contractually Determined Contribution	2,659.15	3,437.81	5,150.57	5,116.31	14,563.57
Contribution Deficiency (Excess)	\$ -	\$ -	\$ -	\$ -	\$ -
Covered Payroll	\$ 2,954,616.26	\$ 3,437,809.92	\$ 3,678,981.46	\$ 3,654,504.87	\$ 3,832,519.06
Contributions as a Percentage of Covered Payroll	0.09%	0.10%	0.14%	0.14%	0.38%
	2016	2015	2014	2013	2012
Contractually Required Contribution	\$ 17,680.54	\$ 17,019.92	\$ 18,391.43	\$ 18,455.03	\$ 21,482.05
Contributions in Relation to the Contractually Determined Contribution	17,680.54	17,019.92	18,391.43	18,455.03	21,482.05
Contribution Deficiency (Excess)	\$ -	\$ -	\$ -	\$ -	\$ -
Covered Payroll	\$ 4,312,327.17	\$ 4,151,200.16	\$ 4,179,871.20	\$ 4,194,324.01	\$ 4,131,162.94
Contributions as a Percentage of Covered Payroll	0.41%	0.41%	0.44%	0.44%	0.52%

Note: Changes in benefit terms, methods, and assumptions are presented in the Notes to Required Supplementary Information (RSI) schedule following the OPEB RSI tables.

Roanoke-Chowan Community College
Notes to Required Supplementary Information
Schedule of College Contributions
Cost-Sharing, Multiple-Employer, Defined Benefit OPEB Plans
For the Fiscal Year Ended June 30, 2021

Changes of Benefit Terms: Effective January 1, 2016, benefit terms related to copays, out-of-pocket maximums, and deductibles were changed for three of five options of the Retiree Health Benefit Fund (RHBF). Most of the changes were an increase in the amount from the previous year.

Effective January 1, 2017, benefit terms related to copays, coinsurance maximums, out-of-pocket maximums, and deductibles were changed for two of five options of the RHBF. Most of the changes were an increase in the amount from the previous year.

Effective January 1, 2019, benefit terms related to copays, out-of-pocket maximums, and deductibles were changed for one of four options of the RHBF. Out of pocket maximums increased while certain specialist copays decreased related to option benefits.

Effective January 1, 2020, benefit terms related to copays, out-of-pocket maximums, and deductibles were changed for the 70/30 PPO option of the RHBF. Only the copays were adjusted for 80/20 PPO option of the RHBF.


Additionally, the December 31, 2017 Disability Income Plan of North Carolina (DIPNC) actuarial valuation includes a liability for the State's potential reimbursement of health insurance premiums paid by employers during the second six months of the short-term disability benefit period.

Method and Assumptions Used in Calculations of Actuarially Determined Contributions: An actuarial valuation is performed for each plan each year. The actuarially determined contribution rates in the Schedule of College Contributions are calculated by the actuary as a projection of the required employer contribution for the fiscal year beginning six months following the date of the valuation results for the RHBF. The actuarially determined contribution rates in the Schedule of College Contributions are calculated by the actuary as a projection of the required employer contribution for the fiscal year beginning 18 months following the date of the valuation results for the DIPNC. See Note 13 for more information on the specific assumptions for each plan. The actuarially determined contributions for those items with covered payroll were determined using the actuarially determined contribution rate from the actuary and covered payroll as adjusted for timing differences and other factors such as differences in employee class. Other actuarially determined contributions are disclosed in the schedule as expressed by the actuary in reports to the plans.

Changes of Assumptions: In 2015, the North Carolina Retirement Systems' consulting actuaries performed the quinquennial investigation of each retirement system's actual demographic and economic experience (known as the "Experience Review"). The Experience Review provides the basis for selecting the actuarial assumptions and methods used to determine plan liabilities and funding requirements. The most recent experience review examined each plan's experience during the period between January 1, 2010, and December 31, 2014. Based on the findings, the Boards of Trustees of the Teachers' and State Employees' Retirement System and the State Health Plan adopted a number of new actuarial assumptions and methods for the RHBF and the DIPNC. The most notable changes to the assumptions include updates to the mortality tables and the mortality improvement projection scales to reflect reduced rates of mortality and significant increases in mortality improvements. These assumptions were adjusted to reflect the mortality projection scale MP-2015, released by the Society of Actuaries in 2015. In addition, the assumed rates of retirement and rates of termination from active employment were reduced to more closely reflect actual experience.

For the actuarial valuation measured as of June 30, 2020, the discount rate for the RHBF was updated to 2.21%. In the prior year, disability rates were adjusted to the non-grandfathered assumptions used in the Teachers' and State Employees' Retirement System actuarial valuation to better align with the anticipated incidence of disability. Medical and prescription drug claim costs were changed based on most recent experience, and medical and prescription drug trend rates were changed to the current schedule. Enrollment assumptions were updated to model expected migrations among RHBF plan options over the next four years. For the DIPNC actuarial valuation as of December 31, 2018, for individuals who may become disabled in the future, the Social Security disability income benefit (which is an offset for the DIPNC benefit) was updated to be based on assumed Social Security calculation parameters in the year of disability. The assumed costs related to the Patient Protection and Affordable Care Act regarding the Health Insurance Provider Fee for the fully insured plans and Excise Tax were removed when those pieces were released December 2019.

The Notes to Required Supplementary Information reflect information included in the State of North Carolina's 2020 *Comprehensive Annual Financial Report*.



INDEPENDENT AUDITOR'S REPORT

STATE OF NORTH CAROLINA
Office of the State Auditor



Beth A. Wood, CPA
State Auditor

2 S. Salisbury Street
20601 Mail Service Center
Raleigh, NC 27699-0600
Telephone: (919) 807-7500
Fax: (919) 807-7647
<https://www.auditor.nc.gov>

**INDEPENDENT AUDITOR'S REPORT
ON INTERNAL CONTROL OVER FINANCIAL REPORTING
AND ON COMPLIANCE AND OTHER MATTERS BASED ON AN
AUDIT OF FINANCIAL STATEMENTS PERFORMED IN ACCORDANCE WITH
GOVERNMENT AUDITING STANDARDS**

Board of Trustees
Roanoke-Chowan Community College
Ahoskie, North Carolina

We have audited, in accordance with the auditing standards generally accepted in the United States of America and the standards applicable to financial audits contained in *Government Auditing Standards* issued by the Comptroller General of the United States, the financial statements of Roanoke-Chowan Community College (College), a component unit of the State of North Carolina, as of and for the year ended June 30, 2021, and the related notes to the financial statements, which collectively comprise the College's basic financial statements, and have issued our report thereon dated January 28, 2022.

Internal Control Over Financial Reporting

In planning and performing our audit of the financial statements, we considered the College's internal control over financial reporting (internal control) as a basis for designing audit procedures that are appropriate in the circumstances for the purpose of expressing our opinion on the financial statements, but not for the purpose of expressing an opinion on the effectiveness of the College's internal control. Accordingly, we do not express an opinion on the effectiveness of the College's internal control.

A deficiency in internal control exists when the design or operation of a control does not allow management or employees, in the normal course of performing their assigned functions, to prevent, or detect and correct, misstatements on a timely basis. A *material weakness* is a deficiency, or a combination of deficiencies, in internal control such that there is a reasonable possibility that a material misstatement of the College's financial statements will not be prevented, or detected and corrected on a timely basis. A *significant deficiency* is a deficiency, or a combination of deficiencies, in internal control that is less severe than a material weakness, yet important enough to merit attention by those charged with governance.

Our consideration of internal control was for the limited purpose described in the first paragraph of this section and was not designed to identify all deficiencies in internal control that might be material weaknesses or significant deficiencies. Given these limitations, during our audit we

did not identify any deficiencies in internal control that we consider to be material weaknesses. However, material weaknesses may exist that have not been identified.

Compliance and Other Matters

As part of obtaining reasonable assurance about whether the College's financial statements are free from material misstatement, we performed tests of its compliance with certain provisions of laws, regulations, contracts, and grant agreements, noncompliance with which could have a direct and material effect on the financial statements. However, providing an opinion on compliance with those provisions was not an objective of our audit, and accordingly, we do not express such an opinion. The results of our tests disclosed no instances of noncompliance or other matters that are required to be reported under *Government Auditing Standards*.

Purpose of this Report

The purpose of this report is solely to describe the scope of our testing of internal control and compliance and the results of that testing, and not to provide an opinion on the effectiveness of the College's internal control or on compliance. This report is an integral part of an audit performed in accordance with *Government Auditing Standards* in considering the College's internal control and compliance. Accordingly, this communication is not suitable for any other purpose.



Beth A. Wood, CPA
State Auditor

Raleigh, North Carolina

January 28, 2022

ORDERING INFORMATION

COPIES OF THIS REPORT MAY BE OBTAINED BY CONTACTING:

Office of the State Auditor
State of North Carolina
2 South Salisbury Street
20601 Mail Service Center
Raleigh, North Carolina 27699-0600

Telephone: 919-807-7500
Facsimile: 919-807-7647
Internet: <http://www.auditor.nc.gov>



To report alleged incidents of fraud, waste or abuse in state government contact the
Office of the State Auditor Fraud Hotline:

Telephone: 1-800-730-8477

Internet: <https://www.auditor.nc.gov/about-us/state-auditors-hotline>

For additional information contact the
North Carolina Office of the State Auditor at:

919-807-7666



This audit required 362.5 hours at an approximate cost of \$38,425.