


# Single Audit Report

*For the Year Ended June 30, 2014*




Office of the State Auditor  
*Beth A. Wood, CPA*  
*State Auditor*

## State of North Carolina



# STATE OF NORTH CAROLINA

---



## SINGLE AUDIT REPORT

---

**2 0 1 4**

**OFFICE OF THE STATE AUDITOR**  
***BETH A. WOOD, CPA***  
***STATE AUDITOR***



**TABLE OF CONTENTS**

---

**TRANSMITTAL**..... 1

**AUDITOR’S SECTION**

    Independent Auditor’s Report on Internal Control Over Financial Reporting and on  
        Compliance and Other Matters Based on an Audit of Financial Statements  
        Performed in Accordance With *Government Auditing Standards* .....5

    Independent Auditor’s Report on Compliance for Each Major Federal Program; Report  
        on Internal Control Over Compliance; and Report on Schedule of Expenditures of  
        Federal Awards Required by OMB Circular A-133.....7

    Schedule of Findings and Questioned Costs.....15

**AUDITEE’S SECTION**

    Schedule of Expenditures of Federal Awards.....179

        Summary .....180

        Detail.....191

        By State Agency .....257

        Notes to the Schedule of Expenditures of Federal Awards .....337

    Summary Schedule of Prior Audit Findings .....341

    Corrective Action Plan.....383

    Ordering Information .....421



# North Carolina Office of the State Auditor

## Our Mission and Our Commitment

The Office of the State Auditor protects the interests of taxpayers and others who provide financial resources to the State of North Carolina. Specifically, we provide objective information to interested parties about whether economic resources are properly accounted for, reported and managed; as well as whether publically-funded programs are achieving desired results.

The Office of the State Auditor's mission is accomplished by conducting thorough audits and investigations. These audits and investigations are performed by highly competent and professional staff and result in useful and practical recommendations to improve services provided by North Carolina state government.

This office will always strive for the highest standards in professional conduct, independence and integrity as we pursue our mission. If we find financial management deficiencies, we will report them without apology because our ultimate responsibility is to the citizens and taxpayers of North Carolina.

A handwritten signature in black ink that reads "Beth A. Wood". The signature is written in a cursive, flowing style.

Beth A. Wood, CPA  
State Auditor





## Office of the State Auditor



**Beth A. Wood, CPA**  
State Auditor

2 S. Salisbury Street  
20601 Mail Service Center  
Raleigh, NC 27699-0601  
Telephone: (919) 807-7500  
Fax: (919) 807-7647  
Internet  
<http://www.ncauditor.net>

March 26, 2015

The Honorable Pat McCrory, Governor  
The General Assembly of North Carolina

We are pleased to submit the *Single Audit Report* for the State of North Carolina for the fiscal year ended June 30, 2014. The audit was conducted in accordance with standards contained in *Government Auditing Standards* issued by the Comptroller General of the United States, the requirements of the Single Audit Act Amendments of 1996, and the provisions of the Office of Management and Budget Circular A-133, *Audits of States, Local Governments, and Non-Profit Organizations*.

This *Single Audit Report* reflects federal awards of \$20.96 billion. This report includes significant deficiencies and material weaknesses in internal control relating to major federal programs and instances of noncompliance, including several that we believe constitute material noncompliance, that meet the criteria of OMB Circular A-133.

The North Carolina *Comprehensive Annual Financial Report* for the fiscal year ended June 30, 2014, has been issued in a separate report by the Office of the State Controller. In accordance with *Government Auditing Standards*, we are issuing our report on our consideration of the State of North Carolina's internal control over financial reporting and our tests of its compliance with certain provisions of laws, regulations, contracts, and grant agreements that have an effect on the financial statements.

The deficiencies in internal control and instances of noncompliance arising from our audit that are required to be reported by *Governmental Auditing Standards* or the Single Audit Act and OMB Circular A-133 are described in the Schedule of Findings and Questioned Costs.

We wish to acknowledge the assistance of the North Carolina Office of the State Controller and the cooperation of other state agencies, community colleges, and universities in the preparation of this report.

Respectfully submitted,


A handwritten signature in cursive script that reads "Beth A. Wood".

Beth A. Wood, CPA  
State Auditor

[ This Page Left Blank Intentionally ]

## **AUDITOR'S SECTION**

[ This Page Left Blank Intentionally ]



**Beth A. Wood, CPA**  
State Auditor

STATE OF NORTH CAROLINA  
**Office of the State Auditor**

2 S. Salisbury Street  
20601 Mail Service Center  
Raleigh, NC 27699-0601  
Telephone: (919) 807-7500  
Fax: (919) 807-7647  
Internet  
<http://www.ncauditor.net>

**INDEPENDENT AUDITOR'S REPORT  
ON INTERNAL CONTROL OVER FINANCIAL REPORTING AND  
ON COMPLIANCE AND OTHER MATTERS BASED ON AN AUDIT OF  
FINANCIAL STATEMENTS PERFORMED IN ACCORDANCE WITH  
GOVERNMENT AUDITING STANDARDS**

The Honorable Pat McCrory, Governor  
The General Assembly of North Carolina

We have audited, in accordance with the auditing standards generally accepted in the United States of America and the standards applicable to financial audits contained in *Government Auditing Standards* issued by the Comptroller General of the United States, the financial statements of the governmental activities, the business-type activities, the aggregate discretely presented component units, each major fund, and the aggregate remaining fund information of the State of North Carolina, as of and for the year ended June 30, 2014, and the related notes to the financial statements, which collectively comprise the State's basic financial statements (not presented herein), and have issued our report thereon dated December 2, 2014.

Our report includes a reference to other auditors who audited the financial statements of the North Carolina State Lottery Fund, the North Carolina Turnpike Authority, the North Carolina Housing Finance Agency, the State Education Assistance Authority, the University of North Carolina System – University of North Carolina Health Care System – Rex Healthcare, the Supplemental Retirement Income Plan of North Carolina, the North Carolina Public Employee Deferred Compensation Plan, and the cash basis claims and benefits of the North Carolina State Health Plan, as described in our report on the State's financial statements. This report does not include the results of the other auditors' testing of internal control over financial reporting or compliance and other matters that are reported on separately by those auditors. The financial statements of the University of North Carolina System – University of North Carolina Health Care System – Rex Healthcare were not audited in accordance with *Government Auditing Standards*. As of the date of our report on the financial statements of the State of North Carolina, the financial statements of the State Education Assistance Authority were not audited in accordance with *Government Auditing Standards*; however, subsequent to that date, an audit in accordance with *Government Auditing Standards* was completed.

**Internal Control Over Financial Reporting**

In planning and performing our audit of the financial statements, we considered the State of North Carolina's internal control over financial reporting (internal control) to determine the audit procedures that are appropriate in the circumstances for the purpose of expressing our opinions on the financial statements, but not for the purpose of expressing an opinion on the effectiveness

of the State's internal control. Accordingly, we do not express an opinion on the effectiveness of the State's internal control.

A *deficiency in internal control* exists when the design or operation of a control does not allow management or employees, in the normal course of performing their assigned functions, to prevent, or detect and correct, misstatements on a timely basis. A *material weakness* is a deficiency, or a combination of deficiencies, in internal control such that there is a reasonable possibility that a material misstatement of the entity's financial statements will not be prevented, or detected and corrected on a timely basis. A *significant deficiency* is a deficiency, or a combination of deficiencies, in internal control that is less severe than a material weakness, yet important enough to merit attention by those charged with governance.


Our consideration of internal control was for the limited purpose described in the first paragraph of this section and was not designed to identify all deficiencies in internal control that might be material weaknesses or significant deficiencies. Given these limitations, during our audit we did not identify any deficiencies in internal control that we consider to be material weaknesses. However, material weaknesses may exist that have not been identified.

### **Compliance and Other Matters**

As part of obtaining reasonable assurance about whether the State of North Carolina's financial statements are free from material misstatement, we performed tests of its compliance with certain provisions of laws, regulations, contracts, and grant agreements, noncompliance with which could have a direct and material effect on the determination of financial statement amounts. However, providing an opinion on compliance with those provisions was not an objective of our audit, and accordingly, we do not express such an opinion. The results of our tests disclosed no instances of noncompliance or other matters that are required to be reported under *Government Auditing Standards*.

### **Purpose of this Report**


The purpose of this report is solely to describe the scope of our testing of internal control and compliance and the result of that testing, and not to provide an opinion on the effectiveness of the entity's internal control or on compliance. This report is an integral part of an audit performed in accordance with *Government Auditing Standards* in considering the State of North Carolina's internal control and compliance. Accordingly, this communication is not suitable for any other purpose.



Beth A. Wood, CPA  
State Auditor

Raleigh, North Carolina

December 2, 2014



**Beth A. Wood, CPA**  
State Auditor

STATE OF NORTH CAROLINA

## Office of the State Auditor

2 S. Salisbury Street  
20601 Mail Service Center  
Raleigh, NC 27699-0601  
Telephone: (919) 807-7500  
Fax: (919) 807-7647  
Internet  
<http://www.ncauditor.net>

### **INDEPENDENT AUDITOR'S REPORT ON COMPLIANCE FOR EACH MAJOR FEDERAL PROGRAM; REPORT ON INTERNAL CONTROL OVER COMPLIANCE; AND REPORT ON SCHEDULE OF EXPENDITURES OF FEDERAL AWARDS REQUIRED BY OMB CIRCULAR A-133**

The Honorable Pat McCrory, Governor  
The General Assembly of North Carolina

#### **Report on Compliance for Each Major Federal Program**

We have audited the State of North Carolina's compliance with the types of compliance requirements described in the *OMB Circular A-133 Compliance Supplement* that could have a direct and material effect on each of the State of North Carolina's major federal programs for the year ended June 30, 2014. The State of North Carolina's major federal programs are identified in Section I, Summary of Auditor's Results, in the accompanying Schedule of Findings and Questioned Costs.

The State of North Carolina's financial reporting entity includes the operations of the State Education Assistance Authority and the North Carolina Housing Finance Agency. These agencies reported \$2.2 billion and \$275 million, respectively, in federal awards which are not included in the Schedule of Expenditures of Federal Awards during the year ended June 30, 2014. Our audit, described below, did not include the operations of the State Education Assistance Authority and the North Carolina Housing Finance Agency because these agencies engaged other auditors to perform an audit in accordance with OMB Circular A-133.

#### ***Management's Responsibility***

Management is responsible for compliance with the requirements of laws, regulations, contracts, and grants applicable to its federal programs.

#### ***Auditor's Responsibility***

Our responsibility is to express an opinion on compliance for each of the State of North Carolina's major federal programs based on our audit of the types of compliance requirements referred to above. The State of North Carolina arranges with local government social services agencies to perform the "intake function" to determine eligibility for the following major programs: Medicaid Cluster, Temporary Assistance for Needy Families Cluster, Special Supplemental Nutrition Program for Women, Infants and Children, Children's Health Insurance Program, and Adoption Assistance. We designated these programs to be audited as major programs at certain local governments by their local government auditors. The results

of these audits were furnished to us, and our opinion, insofar as it relates to the intake function for these programs, is based on the other auditors' results.

We conducted our audit of compliance in accordance with auditing standards generally accepted in the United States of America; the standards applicable to financial audits contained in *Government Auditing Standards*, issued by the Comptroller General of the United States; and OMB Circular A-133, *Audits of States, Local Governments, and Non-Profit Organizations*. Those standards and OMB Circular A-133 require that we plan and perform the audit to obtain reasonable assurance about whether noncompliance with the types of compliance requirements referred to above that could have a direct and material effect on a major federal program occurred. An audit includes examining, on a test basis, evidence about the State of North Carolina's compliance with those requirements and performing such other procedures as we considered necessary in the circumstances.

We believe that our audit and the work of the other auditors provide a reasonable basis for our opinion on compliance for each major federal program. However, our audit does not provide a legal determination of the State of North Carolina's compliance with those requirements.

#### ***Basis for Qualified Opinion on Certain Major Federal Programs***

As described in Section III, Federal Award Findings and Questioned Costs, in the accompanying Schedule of Findings and Questioned Costs, the State of North Carolina did not comply with several compliance requirements that are applicable to several of its major federal programs, as follows:

Finding Number	Type of Compliance Requirement	CFDA	Major Federal Program
2014-007	Reporting	14.228	Community Development Block Grants/State's program and Non-Entitlement Grants in Hawaii
2014-009	Reporting	17.258	WIA Adult Program
2014-011	Reporting	17.259	WIA Youth Activities
2014-013	Reporting	17.278	WIA Dislocated Worker Formula Grants
2014-016	Special Tests and Provisions	20.205	Highway Planning and Construction
2014-018	Reporting	20.319	High-Speed Rail Corridors and Intercity Passenger Rail Service – Capital Assistance Grants
2014-019	Reporting	20.509	Formula Grants for Rural Areas
2014-021	Subrecipient Monitoring	20.509	Formula Grants for Rural Areas
2014-022	Subrecipient Monitoring	20.509	Formula Grants for Rural Areas
2014-023	Special Tests and Provisions	20.509	Formula Grants for Rural Areas
2014-025	Special Tests and Provisions	84.007	Federal Supplemental Educational Opportunity Grants



Finding Number	Type of Compliance Requirement	CFDA	Major Federal Program
2014-026	Special Tests and Provisions	84.007	Federal Supplemental Educational Opportunity Grants
2014-029	Special Tests and Provisions	84.010	Title I Grants to Local Educational Agencies
2014-032	Procurement and Suspension and Debarment	84.031	Higher Education-Institutional Aid
2014-033	Special Tests and Provisions	84.033	Federal Work-Study Program
2014-034	Special Tests and Provisions	84.033	Federal Work-Study Program
2014-035	Special Tests and Provisions	84.038	Federal Perkins Loan Program – Federal Capital Contributions
2014-036	Special Tests and Provisions	84.038	Federal Perkins Loan Program – Federal Capital Contributions
2014-039	Special Tests and Provisions	84.063	Federal Pell Grant Program
2014-040	Special Tests and Provisions	84.063	Federal Pell Grant Program
2014-041	Special Tests and Provisions	84.063	Federal Pell Grant Program
2014-042	Special Tests and Provisions	84.063	Federal Pell Grant Program
2014-043	Allowable Costs/Cost Principles	84.126	Rehabilitation Services – Vocational Rehabilitation Grants to States
2014-049	Special Tests and Provisions	84.268	Federal Direct Student Loans
2014-051	Special Tests and Provisions	84.268	Federal Direct Student Loans
2014-052	Special Tests and Provisions	84.268	Federal Direct Student Loans
2014-053	Special Tests and Provisions	84.268	Federal Direct Student Loans
2014-054	Special Tests and Provisions	84.268	Federal Direct Student Loans
2014-055	Subrecipient Monitoring	84.287	Twenty-First Century Community Learning Centers
2014-059	Allowable Costs/Cost Principles	84.395	ARRA – State Fiscal Stabilization Fund (SFSF) – Race-to-the-Top Incentive Grants, Recovery Act
2014-061	Reporting	93.044	Special Programs for the Aging-Title III, Part B – Grants for Supportive Services and Senior Centers
2014-062	Reporting	93.045	Special Programs for the Aging-Title III, Part C – Nutrition Services
2014-063	Reporting	93.053	Nutrition Services Incentive Program

Finding Number	Type of Compliance Requirement	CFDA	Major Federal Program
2014-065	Reporting	93.074	Hospital Preparedness Program (HPP) and Public Health Emergency Preparedness (PHEP) Aligned Cooperative Agreements
2014-069	Allowable Costs/Cost Principles	93.767	Children's Health Insurance Program
2014-075	Allowable Costs/Cost Principles	93.778	Medical Assistance Program
2014-080	Special Tests and Provisions	93.778	Medical Assistance Program
2014-094	Allowable Costs/Costs Principles and Special Tests and Provisions	Various	Research and Development Cluster

Compliance with such requirements is necessary, in our opinion, for the State of North Carolina to comply with the requirements applicable to those programs.

#### ***Qualified Opinion on Certain Major Programs***

In our opinion, based on our audit and the work of other auditors, except for the noncompliance described in the Basis for Qualified Opinion paragraph above, the State of North Carolina complied, in all material respects, with the types of compliance requirements referred to above that could have a direct and material effect on each of its major federal programs for the year ended June 30, 2014.

#### ***Unmodified Opinion of Each of the Other Major Federal Programs***

In our opinion, based on our audit and the work of other auditors, the State of North Carolina complied, in all material respects, with the types of compliance requirements referred to above that could have a direct and material effect on each of its other major federal programs identified in Section I, Summary of Auditor's Results, in the accompanying Schedule of Findings and Questioned Costs for the year ended June 30, 2014.

#### ***Other Matters***

The results of our auditing procedures disclosed other instances of noncompliance, which are required to be reported in accordance with OMB Circular A-133 and which are described in the accompanying Schedule of Findings and Questioned Costs as items 2014-002, 2014-003, 2014-038, 2014-043, 2014-047, 2014-066, 2014-067, 2014-069, 2014-070, 2014-074, 2014-075, 2014-076, 2014-077, 2014-079, 2014-083, 2014-084, and 2014-085. Our opinion on each major federal program is not modified with respect to these matters.

The State of North Carolina's responses to the noncompliance findings identified in our audit are described in Section III, Federal Award Findings and Questioned Costs, of the accompanying Schedule of Findings and Questioned Costs. The State of North Carolina's

responses were not subjected to the auditing procedures applied in the audit of compliance and, accordingly, we express no opinion on the responses.

### **Report on Internal Control Over Compliance**

Management of the State of North Carolina is responsible for establishing and maintaining effective internal control over compliance with the types of compliance requirements referred to above. In planning and performing our audit of compliance, we considered the State of North Carolina's internal control over compliance with the types of requirements that could have a direct and material effect on each major federal program to determine the auditing procedures that are appropriate in the circumstances for the purpose of expressing an opinion on compliance for each major federal program and to test and report on internal control over compliance in accordance with OMB Circular A-133, but not for the purpose of expressing an opinion on the effectiveness of internal control over compliance. Accordingly, we do not express an opinion on the effectiveness of the State of North Carolina's internal control over compliance.

Our consideration of internal control over compliance was for the limited purpose described in the preceding paragraph and was not designed to identify all deficiencies in internal control over compliance that might be material weaknesses or significant deficiencies and therefore, material weaknesses or significant deficiencies may exist that have not been identified. However, as discussed below, we identified certain deficiencies in internal control over compliance that we consider to be material weaknesses and other deficiencies that we consider to be significant deficiencies.

A *deficiency in internal control over compliance* exists when the design or operation of a control over compliance does not allow management or employees, in the normal course of performing their assigned functions, to prevent, or detect and correct, noncompliance with a type of compliance requirement of a federal program on a timely basis. A *material weakness in internal control over compliance* is a deficiency, or combination of deficiencies, in internal control over compliance, such that there is a reasonable possibility that material noncompliance with a type of compliance requirement of a federal program will not be prevented, or detected and corrected, on a timely basis. We consider the deficiencies in internal control over compliance described in Section III, Federal Award Findings and Questioned Costs, of the accompanying Schedule of Findings and Questioned Costs as items 2014-007, 2014-009, 2014-011, 2014-013, 2014-016, 2014-018, 2014-019, 2014-020, 2014-021, 2014-022, 2014-023, 2014-025, 2014-026, 2014-027, 2014-029, 2014-031, 2014-032, 2014-033, 2014-034, 2014-035, 2014-036, 2014-037, 2014-038, 2014-039, 2014-040, 2014-041, 2014-042, 2014-043, 2014-044, 2014-046, 2014-047, 2014-048, 2014-049, 2014-051, 2014-052, 2014-053, 2014-054, 2014-055, 2014-056, 2014-057, 2014-058, 2014-059, 2014-060, 2014-061, 2014-062, 2014-063, 2014-065, 2014-069, 2014-075, 2014-080, 2014-081, 2014-088, and 2014-094, to be material weaknesses.

A *significant deficiency in internal control over compliance* is a deficiency, or a combination of deficiencies, in internal control over compliance with a type of compliance requirement of a federal program that is less severe than a material weakness in internal control over compliance, yet important enough to merit attention by those charged with governance. We consider the deficiencies in internal control over compliance described in Section III, Federal Award Findings and Questioned Costs, of the accompanying Schedule of Findings and Questioned Costs as items, 2014-001, 2014-002, 2014-004, 2014-005, 2014-006, 2014-008,

2014-010, 2014-012, 2014-014, 2014-015, 2014-017, 2014-024, 2014-028, 2014-030, 2014-045, 2014-050, 2014-064, 2014-068, 2014-070, 2014-071, 2014-072, 2014-073, 2014-076, 2014-077, 2014-078, 2014-082, 2014-083, 2014-084, 2014-085, 2014-086, 2014-087, 2014-089, 2014-090, 2014-091, 2014-092, and 2014-093 to be significant deficiencies.

The State of North Carolina's responses to the internal control over compliance findings identified in our audit are described in Section III, Federal Award Findings and Questioned Costs, of the accompanying Schedule of Findings and Questioned Costs. The State of North Carolina's responses were not subjected to the auditing procedures applied in the audit of compliance and, accordingly, we express no opinion on the responses.

The purpose of this report on internal control over compliance is solely to describe the scope of our testing of internal control over compliance and the results of that testing based on the requirements of OMB Circular A-133. Accordingly, this report is not suitable for any other purpose.


### **Report on Schedule of Expenditures of Federal Awards Required by OMB Circular A-133**

We have audited the financial statements of the governmental activities, the business-type activities, the aggregate discretely presented component units, each major fund, and the aggregate remaining fund information of the State of North Carolina as of and for the year ended June 30, 2014, and the related notes to the financial statements, which collectively comprise the State of North Carolina's basic financial statements (not presented herein). We issued our report thereon dated December 2, 2014, which contained unmodified opinions on those financial statements. Our report includes a reference to other auditors.

As discussed in Note 22 to the financial statements, during the year ended June 30, 2014, the State implemented Governmental Accounting Standards Board Statement No. 65, *Items Previously Reported as Assets and Liabilities*, and No. 67, *Financial Reporting for Pension Plans – an Amendment of GASB Statement No. 25*. Our opinion was not modified with respect to this matter.

We conducted our audit in accordance with auditing standards generally accepted in the United States of America and the standards applicable to financial audits contained in *Government Auditing Standards*, issued by the Comptroller General of the United States. Other auditors audited the financial statements of the North Carolina State Lottery Fund, the North Carolina Turnpike Authority, the North Carolina Housing Finance Agency, the State Education Assistance Authority, the University of North Carolina System – University of North Carolina Health Care System – Rex Healthcare, the Supplemental Retirement Income Plan of North Carolina, the North Carolina Public Employee Deferred Compensation Plan, and the cash basis claims and benefits of the North Carolina State Health Plan, as described in our report on the State's financial statements. The financial statements of the University of North Carolina System – University of North Carolina Health Care System – Rex Healthcare were not audited in accordance with *Government Auditing Standards*. As of the date of our report on the State of North Carolina's financial statements, the financial statements of the State Education Assistance Authority were not audited in accordance with *Government Auditing Standards*; however, subsequent to that date, an audit in accordance with *Government Auditing Standards* was completed.

Our audit was conducted for the purpose of forming opinions on the financial statements that collectively comprise the basic financial statements. The accompanying Schedule of Expenditures of Federal Awards is presented for purposes of additional analysis as required by OMB Circular A-133 and is not a required part of the basic financial statements. Such information is the responsibility of management and was derived from and relates directly to the underlying accounting and other records used to prepare the basic financial statements. The information has been subjected to the auditing procedures applied in the audit of the financial statements and certain additional procedures, including comparing and reconciling such information directly to the underlying accounting and other records used to prepare the basic financial statements or to the basic financial statements themselves, and other additional procedures in accordance with auditing standards generally accepted in the United States of America. In our opinion, the Schedule of Expenditure of Federal Awards is fairly stated in all material respects in relation to the basic financial statements as a whole.



Beth A. Wood, CPA  
State Auditor

Raleigh, North Carolina

March 24, 2015 (except as related to the Report on  
the Schedule of Expenditures of Federal Awards,  
as to which the date is December 2, 2014)

[ This Page Left Blank Intentionally ]

**SCHEDULE OF FINDINGS AND QUESTIONED COSTS**

For the Fiscal Year Ended June 30, 2014

<b>I. Summary of Auditor's Results .....</b>	<b>17</b>
<b>II. Financial Statement Findings .....</b>	<b>21</b>
<b>III. Federal Award Findings and Questioned Costs .....</b>	<b>23</b>
• 10.551 Supplemental Nutrition Assistance Program .....	24
• 10.557 Special Supplemental Nutrition Program for Women, Infants, and Children.....	30
• 10.558 Child and Adult Care Food Program.....	32
• 10.561 State Administrative Matching Grants for the Supplemental Nutrition Assistance Program .....	33
• 14.228 Community Development Block Grants / State's Program and Non-Entitlement Grants in Hawaii .....	36
• 17.225 Unemployment Insurance .....	37
• 17.258 WIA Adult Program .....	39
• 17.259 WIA Youth Activities.....	42
• 17.278 WIA Dislocated Worker Formula Grants.....	43
• 20.205 Highway Planning and Construction.....	44
• 20.319 High-Speed Rail Corridors and Intercity Passenger Rail Service – Capital Assistance Grants .....	50
• 20.509 Formula Grants for Rural Areas.....	54
• 66.468 Capitalization Grants for Drinking Water State Revolving Funds.....	63
• 84.007 Federal Supplemental Educational Opportunity Grants .....	65
• 84.010 Title I Grants to Local Educational Agencies .....	68
• 84.027 Special Education – Grants to States .....	76
• 84.031 Higher Education – Institutional Aid .....	77
• 84.033 Federal Work-Study Program .....	79
• 84.038 Federal Perkins Loan Program – Federal Capital Contributions .....	81
• 84.048 Career and Technical Education – Basic Grants to States .....	83
• 84.063 Federal Pell Grant Program .....	84
• 84.126 Rehabilitation Services – Vocational Rehabilitation Grants to States .....	92
• 84.173 Special Education – Preschool Grants .....	99
• 84.268 Federal Direct Student Loans .....	100
• 84.287 Twenty-First Century Community Learning Centers.....	108
• 84.367 Improving Teacher Quality State Grants .....	111
• 84.377 School Improvement Grants .....	112

• 84.388	ARRA – School Improvement Grants, Recovery Act.....	113
• 84.395	ARRA – State Fiscal Stabilization Fund (SFSF) – Race-to-the-Top Incentive Grants, Recovery Act.....	114
• 93.044	Special Programs for the Aging – Title III, Part B – Grants for Supportive Services and Senior Centers .....	116
• 93.045	Special Programs for the Aging – Title III, Part C – Nutrition Services.....	117
• 93.053	Nutrition Services Incentive Program .....	118
• 93.074	Hospital Preparedness Program (HPP) and Public Health Emergency Preparedness (PHEP) Aligned Cooperative Agreements .....	119
• 93.558	Temporary Assistance for Needy Families .....	122
• 93.659	Adoption Assistance – Title IV-E.....	125
• 93.767	Children’s Health Insurance Program.....	128
• 93.778	Medical Assistance Program .....	138
• 93.917	HIV Care Formula Grants .....	151
• 93.959	Block Grants for Prevention and Treatment of Substance Abuse .....	152
• 97.036	Disaster Grants – Public Assistance (Presidentially Declared Disasters) .....	161
• 97.067	Homeland Security Grant Program.....	163
• RD	Research and Development Cluster.....	164
<b>Summary of Findings and Questioned Costs .....</b>		<b>167</b>
•	By Federal Agency.....	168
•	By State Agency.....	173



**SCHEDULE OF FINDINGS AND QUESTIONED COSTS****I. Summary of Auditor's Results**For the Fiscal Year Ended June 30, 2014

---

Financial Statements

- |  |             |
|--|-------------|
| – Type of auditor's report issued?   | Unqualified |
| – Internal control over financial reporting:   |             |
| • Material weaknesses identified?  | No          |
| • Significant deficiencies identified that are not considered to be material weaknesses? | No          |
| – Noncompliance material to financial statements noted?                                  | No          |

Federal Awards

- |  |  |
|--|--|
| – Internal control over major programs:  |  |
| • Material weaknesses identified?  | Yes  |
| • Significant deficiencies identified that are not considered to be material weaknesses? | Yes  |
| • Type of auditor's report issued on compliance for major programs?                      | Unqualified for all major programs except for the Community Development Block Grants/State's Program and Non-Entitlement Grants in Hawaii; WIA Adult Program; WIA Youth Activities; WIA Dislocated Worker Formula Grants; Highway Planning and Construction; High-Speed Rail Corridors and Intercity Passenger Rail Services – Capital Assistance Grants; Formula Grants for Rural Areas; Federal Supplemental Educational Opportunity Grants; Title I Grants to Local Education Agencies; Higher Education – Institutional Aid; Federal Work Study Program; Federal Perkins Loan Program – Federal Capital Contributions; Federal Pell Grant Program; Rehabilitation Services – Vocational Rehabilitation Grants to States; Federal Direct Student Loans; Twenty-First Century Community Learning Centers; ARRA – State Fiscal Stabilization Funds (SFSF) – Race-to-the-Top Incentive |

**SCHEDULE OF FINDINGS AND QUESTIONED COSTS****I. Summary of Auditor's Results**

For the Fiscal Year Ended June 30, 2014

Grants, Recovery Act; Special Programs for the Aging – Title III, Part B – Grants for Supportive Services and Senior Centers; Special Programs for the Aging – Title III, Part C – Nutrition Services; Nutrition Services Incentive Program; Hospital Preparedness Program (HPP) and Public Health Emergency Preparedness (PHEP) Aligned Cooperative Agreements; Children's Health Insurance Program; Medical Assistance Program; and Research and Development Cluster which is qualified.

- Any audit findings disclosed that are required to be reported in accordance with section 510(a) of Circular A-133? Yes
- Identification of major programs:

CFDA Number	Name of Federal Program or Cluster
AGEC	Aging Cluster
CHNC	Child Nutrition Cluster
CWSR	Clean Water State Revolving Fund Cluster
DWSR	Drinking Water State Revolving Fund Cluster
EMPS	Employment Services Cluster
HPCC	Highway Planning and Construction Cluster
MEDC	Medicaid Cluster
RD	Research and Development Cluster
SCPC	CDBG – State-Administered CDBG Cluster
SFAC	Student Financial Assistance Cluster
SIGC	School Improvement Grants Cluster
SNAP	Supplemental Nutrition Assistance Program (SNAP) Cluster
SPED	Special Education Cluster (IDEA)
TANF	Temporary Assistance for Needy Families (TANF) Cluster
WIAC	Workforce Investment Act (WIA) Cluster
10.557	Special Supplemental Nutrition Program for Women, Infants, and Children
10.558	Child and Adult Care Food Program (CACFP)
17.225	Unemployment Insurance

**SCHEDULE OF FINDINGS AND QUESTIONED COSTS****I. Summary of Auditor's Results**

For the Fiscal Year Ended June 30, 2014

---

CFDA Number	Name of Federal Program or Cluster (continued)
20.319	High-Speed Rail Corridors & Intercity Passenger Rail Service – Capital Assistance Grants
20.509	Formula Grants for Rural Areas
84.010	Title I Grants to Local Education Agencies
84.031	Higher Education – Institutional Aid
84.048	Career and Technical Education – Basic Grants to States
84.126	Rehabilitation Services – Vocational Rehabilitation Grants to States
84.287	Twenty-First Century Community Learning Centers
84.367	Improving Teacher Quality State Grants
84.395	ARRA – State Fiscal Stabilization Fund (SFSF) – Race-to-the-Top Incentive Grants, Recovery Act
93.074	Hospital Preparedness Program (HPP) and Public Health Emergency Preparedness (PHEP) Aligned Cooperative Agreements
93.658	Foster Care – Title IV-E
93.659	Adoption Assistance
93.767	Children's Health Insurance Program
93.917	HIV Care Formula Grants
93.959	Block Grants for Prevention and Treatment of Substance Abuse
97.036	Disaster Grants – Public Assistance (Presidentially Declared Disasters)
97.067	Homeland Security Grant Program

- Dollar threshold used to distinguish between type A and type B programs? \$31,440,478
- Auditee qualified as low-risk auditee? No

[ This Page Left Blank Intentionally ]

## **SCHEDULE OF FINDINGS AND QUESTIONED COSTS**

### **II. Financial Statement Findings**

For the Fiscal Year Ended June 30, 2014

Type of Finding	Findings and Recommendations
No reportable findings and recommendations resulted from our audit of the basic financial statements of the State of North Carolina.	

[ This Page Left Blank Intentionally ]

**SCHEDULE OF FINDINGS AND QUESTIONED COSTS****III. Federal Award Findings and Questioned Costs**

For the Fiscal Year Ended June 30, 2014

---

The following findings, recommendations, and questioned costs are the results of the single audit of the State of North Carolina for the fiscal year ended June 30, 2014. Each finding is referenced with a four-digit number representing the fiscal year audited and a sequential number. The findings are presented by federal program and are classified according to federal and state department, type of compliance requirement, category of internal control weakness, and category of noncompliance. Findings included in this section are related to major programs.

**Category of Internal Control Weakness**

If the finding represents a weakness in internal control over compliance, one of the following designations will appear:

- **Significant Deficiency** – A significant deficiency in internal control over compliance is a deficiency, or a combination of deficiencies, in internal control over compliance with a type of compliance requirement of a federal program that is less severe than a material weakness in internal control over compliance, yet important enough to merit attention by those charged with governance.
- **Material Weakness** – A material weakness in internal control over compliance is a deficiency, or combination of deficiencies, in internal control over compliance, such that there is a reasonable possibility that material noncompliance with a type of compliance requirement of a federal program will not be prevented, or detected and corrected, on a timely basis.

**Category of Noncompliance Findings**

If the finding represents an instance of noncompliance, one of the following designations will appear:

- **Material Noncompliance** – A finding related to a major federal program which discusses conditions representing noncompliance with federal laws, regulations, contracts, or grants, the effects of which have a material effect in relation to a type of compliance requirement or an audit objective identified in *OMB Circular A-133 Compliance Supplement*.
- **Questioned Cost Finding** – A finding which discusses known or likely questioned costs that are greater than \$10,000 for a type of compliance requirement, unless the conditions giving rise to the questioned costs are otherwise reported as a material noncompliance finding.

**10.551 SUPPLEMENTAL NUTRITION ASSISTANCE PROGRAM****III. Federal Award Findings and Questioned Costs**

U.S. Department of Agriculture

N.C. Department of Health and Human Services

For the Fiscal Year Ended June 30, 2014

	Type of Finding/ Questioned Costs	Findings and Recommendations
2014-001	<u>Eligibility:</u>  Significant Deficiency	<p><u>Deficiencies in Eligibility System Access Controls</u></p> <p>The Department did not conduct server and database access reviews of the eligibility system (NC FAST). Performance of access reviews ensure that individuals are limited to access needed to accomplish job functions in NC FAST.</p> <p>The lack of access reviews could result in payment of erroneous participant benefits.</p> <p>According to the Department, the close working environment of staff makes the addition or removal of individuals apparent; therefore, there was no need to perform formal access reviews.</p> <p>The Statewide Information Security Manual (2013) section 020101 requires a "documented review of privileged user accounts every 3 months."</p> <p><i>Federal Award Information:</i> This finding affects the Supplemental Nutrition Assistance Program for the federal fiscal years ended September 30, 2013, and September 30, 2014.</p> <p><i>Recommendation:</i> The Department should perform server and access reviews in accordance with the Statewide Information Security Manual.</p> <p><i>Agency Response:</i> The Department disagrees in part.</p> <p>The Department has procedures in place to approve and revoke access to production servers and databases per the Statewide Information Security Manual.</p> <p>The Department is instituting a standardized reporting process to monitor and review server and database access in accordance to the Statewide Information Security Manual, which was updated in January 2015.</p> <p>Office of Information Technology Services (ITS) and North Carolina Families Accessing Services through Technology (NC FAST) have recently changed the way that staff authenticates to the servers. This change aligned NC FAST servers to a centralized authentication process. The Department is working with ITS staff to develop reports that will include the level of user access to each server. The Department is also working to develop a similar level of reports for production database access. The anticipated completion date to finalize the reports and processes is September 30, 2015.</p>



**10.551 SUPPLEMENTAL NUTRITION ASSISTANCE PROGRAM (continued)****III. Federal Award Findings and Questioned Costs**

U.S. Department of Agriculture

N.C. Department of Health and Human Services

For the Fiscal Year Ended June 30, 2014

	Type of Finding/ Questioned Costs	Findings and Recommendations
2014-002	Special Tests and Provisions:  Significant Deficiency  Questioned Cost Finding  \$12,671	<p data-bbox="535 556 1218 588"><u>SNAP Eligibility Determinations Not Performed Accurately</u></p> <p data-bbox="535 619 1476 829">The Department had numerous deficiencies in SNAP eligibility determination procedures that resulted in noncompliance with federal regulations. During state fiscal year 2014, the SNAP eligibility system (NC FAST) processed benefit payments for 1.2 million households. The identified overpayments and questioned costs totaled \$12,671. Where sampling was used, the results identified only \$12,090 in questioned costs. If tests were extended to the entire population, questioned costs could be significant to the program.</p> <ul data-bbox="584 871 1476 1669" style="list-style-type: none"> <li data-bbox="584 871 1476 934">• Income certification periods exceeded the 12 month period required by federal guidelines for 1,899 households.</li> <li data-bbox="584 966 1476 1081">• Four of 13 (31%) inactive cases were not closed out in NC FAST as required by federal guidelines. In addition, two of the four cases identified were inappropriately reopened by case workers. Total identified questioned costs were \$581.</li> <li data-bbox="584 1123 1476 1239">• Auditors tested a sample of 96 out of 20,741 cases changed from a closed status and found 10 (10%) cases inappropriately reopened by case workers. Under federal guidelines, new cases should have been created. Total identified questioned costs were \$3,060.</li> <li data-bbox="584 1281 1476 1428">• Auditors tested a sample of 48 out of 3,250 payment authorizations made outside the households' certification period and found 34 (71%) errors. Exceptions included failure to prorate benefits, missing income documentation, and households with two active cases. Total identified questioned costs were \$8,030.</li> <li data-bbox="584 1470 1476 1669">• Auditors tested a sample of 60 out of 1,221,208 households and identified 12 (20%) instances where notices were inaccurate, blank, or not generated by NC FAST. Notices are sent to households to inform them of case disposition, adverse action, mass change, and expiration. One of the instances noted above was for payments made to a household when it did not have a certification period and no notices were sent. Total identified questioned costs were \$1,000.</li> </ul> <p data-bbox="535 1711 1476 1770">As a result, the Department made at least \$12,671 of benefit overpayments to households, increasing the overall costs to the program.</p>

According to the Department, case workers struggled to process cases in the first full year operating NC FAST. Based on audit work performed on the

**10.551 SUPPLEMENTAL NUTRITION ASSISTANCE PROGRAM (continued)****III. Federal Award Findings and Questioned Costs**

U.S. Department of Agriculture

N.C. Department of Health and Human Services

For the Fiscal Year Ended June 30, 2014

Type of Finding/ Questioned Costs	Findings and Recommendations
	<p>quality control review program, the Department did not use results from those reviews to ensure effective system operation.</p> <p>Federal regulations for the SNAP program include:</p> <ul style="list-style-type: none"> <li>• Federal regulation 7 CFR 273.10(f): "The state agency must certify each eligible household for a definite period of time. The certification period cannot exceed 12 months."</li> <li>• Federal regulation 7 CFR 272.10(b)(iii): "Provide for an automatic cutoff of participation for households which have not been recertified at the end of their certification period."</li> <li>• Federal regulation 7 CFR 273.10(a)(2): "If a household submits an application after the household's certification period has expired, that application shall be considered an initial application and benefits for that month shall be prorated."</li> <li>• Federal regulation 7 CFR 272.10(b)(1)(iv) requires the system to generate notices to households for: "(A) Case Disposition, (B) Adverse Action and Mass Change, and (C) Expiration."</li> <li>• Federal regulation 7 CFR 273.18 requires state agencies to establish claims against households for intentional program violations, inadvertent household errors, and agency errors.</li> </ul> <p>Similar aspects of this finding were reported in the prior year.</p> <p><i>Federal Award Information:</i> This finding affects the Supplemental Nutrition Assistance Program for the federal fiscal years ended September 30, 2013, and September 30, 2014.</p> <p><i>Recommendations:</i> The Department should ensure certification periods for households are accurate.</p> <p>The Department should monitor NC FAST to ensure inactive cases automatically close.</p> <p>The Department should monitor NC FAST to investigate reopened cases.</p> <p>The Department should ensure participants only receive benefit authorizations for eligible periods.</p>

**10.551 SUPPLEMENTAL NUTRITION ASSISTANCE PROGRAM (continued)****III. Federal Award Findings and Questioned Costs**

U.S. Department of Agriculture

N.C. Department of Health and Human Services

For the Fiscal Year Ended June 30, 2014

Type of Finding/ Questioned Costs	Findings and Recommendations
	<p>The Department should ensure notices are properly sent to participants.</p> <p>The Department should ensure claims are established to recoup identified overpayments.</p> <p><i>Agency Response:</i> The Department's Food and Nutrition Services (SNAP) Policy Manual specifically addresses each of the topics described in the findings and recommendations and provides appropriate guidance to the county departments of social services prior to and post-implementation of NC FAST functionality. NC FAST was operating in accordance with the business rules implemented. The Department reviewed the business rules in accordance with policy and made revisions where necessary.</p> <p><i>Accuracy of Certification Periods:</i> The Department monitors the accuracy of the certification periods by randomly sampling case files during the Food and Nutrition Services Management (SNAP) Evaluation of county departments of social services.</p> <p>On December 6, 2013, the certification periods were updated in NC FAST and the clients were sent a recertification form.</p> <p><i>Monitor Inactive Cases:</i> The Department's Food and Nutrition Services (SNAP) Policy Manual permits county departments of social services' caseworkers to reopen cases in certain defined circumstances. Sections 425.04 PROCESSING TIMELY DSS- 2435 RECERTIFICATION FORMS and 425.05 PROCESSING UNTIMELY DSS-2435 RECERTIFICATION FORMS describe the policies in effect prior to and post-implementation of NC FAST functionality.</p> <p>The Department has evaluated the batch closure process and will implement changes in NC FAST by the end of May 2015 to ensure that all cases are closed according to policy guidelines. Also, measures will be taken to prevent inappropriate reopening of cases by the end of April 2015. Until the change is fully implemented, a report will be generated to identify any cases not closing as per the guidelines. Monitors will select a random sample of case files for accuracy, and review reopened cases at that time.</p> <p><i>Monitor Reopened Cases:</i> The Department's Food and Nutrition Services (SNAP) Policy Manual permits county departments of social services' caseworkers to reopen cases in certain defined circumstances. Sections 425.04 PROCESSING TIMELY DSS-2435 RECERTIFICATION FORMS and 425.05 PROCESSING UNTIMELY DSS-2435 RECERTIFICATION FORMS</p>

**10.551 SUPPLEMENTAL NUTRITION ASSISTANCE PROGRAM (continued)****III. Federal Award Findings and Questioned Costs**

U.S. Department of Agriculture

N.C. Department of Health and Human Services

For the Fiscal Year Ended June 30, 2014

Type of Finding/ Questioned Costs	Findings and Recommendations
	<p>describe the policies in effect prior to and post-implementation of NC FAST functionality.</p> <p>The Department has evaluated the reopened process and will add an additional warning message to alert the county departments of social services' caseworker before the reopen action can be taken in NC FAST by the end of April 2015. Also, monitors will select a random sample of reopened case files to ensure accuracy.</p> <p>Benefit Authorizations for Eligible Periods: Based on our review of the referenced cases, it was determined that the caseworker modified the certification period after one or more payments had been issued, giving the impression that the system issued the payments outside of the certification period. The Department has evaluated the modifications of certification periods and, by end of May 2015, the Department will add several validations to prevent users from changing certification periods as indicated below.</p> <ol style="list-style-type: none"> <li>1. Restrict user from updating any prior certification periods (for which payments have been issued), and allow updates to only the current certification period.</li> <li>2. Restrict user from updating the start date of a certification period and only allow the change to the end date.</li> <li>3. Restrict user from updating the certification period if the period is in the past.</li> <li>4. Restrict the certification period from being more than 12 months for FNS cases.</li> <li>5. Restrict the certification period if a payment has been issued for any month within the certification period.</li> </ol> <p>On December 21, 2014, additional system changes were made to prevent two active cases from paying at the same time.</p> <p>Notices Sent to Participants: On December 22, 2014, the Department revised all the denial notices to include the specific reason for denial and the specific actions that a client must take. On February 13, 2015, NC FAST communicated specific actions that must be taken by the county departments of social services eligibility workers to ensure that the notices will print with the required statements. A statewide webinar was conducted on March 18, 2015</p>

**10.551 SUPPLEMENTAL NUTRITION ASSISTANCE PROGRAM** (continued)**III. Federal Award Findings and Questioned Costs**

U.S. Department of Agriculture

N.C. Department of Health and Human Services

For the Fiscal Year Ended June 30, 2014

Type of Finding/ Questioned Costs	Findings and Recommendations
	to address the issues regarding correct actions needed to ensure correct notices are generated by NC FAST.
	Recoupment of Overpayments: The cases with questioned cost will be researched to determine the overpayment amounts and recoupments will be established. The anticipated completion date is June 30, 2015.

**10.557 SPECIAL SUPPLEMENTAL NUTRITION PROGRAM FOR WOMEN, INFANTS, AND CHILDREN****III. Federal Award Findings and Questioned Costs**

U.S. Department of Agriculture

N.C. Department of Health and Human Services

For the Fiscal Year Ended June 30, 2014

	Type of Finding/ Questioned Costs	Findings and Recommendations
2014-003	<u>Eligibility:</u>  Questioned Cost Finding	<p data-bbox="519 556 1479 588"><u>Deficiencies in County Eligibility Determination Processes</u></p> <p data-bbox="519 619 1479 871">County health departments process applications related to the Special Supplemental Nutrition Program for Women, Infants, and Children (WIC). Certified Public Accountants performing the county audits tested 1,225 case files and found eligibility documentation deficiencies in five (0.4%) cases. The document deficiencies noted by the auditors were related to key eligibility requirements for the program. These files were missing items such as verification of identity, residency, income, and documentation for expiration of Medicaid benefits.</p> <p data-bbox="519 892 1479 1123">There were no questioned costs identified by the auditors; however, these errors identify the potential for questioned costs exceeding \$10,000 for the program. OMB A-133 Section .510(a)(3) requires auditors to report known questioned costs when likely questioned costs are greater than \$10,000. Even though sample results identified no questioned costs, if tests were extended to the entire population, questioned costs would likely exceed \$10,000 and could be significant to the program.</p> <p data-bbox="519 1144 1479 1176">The issues identified could result in service payments for ineligible recipients.</p> <p data-bbox="519 1207 1479 1302">These errors were caused by the county health departments not effectively monitoring eligibility determinations to ensure that proper supporting documentation was included.</p> <p data-bbox="519 1333 1479 1396">In accordance with 7 CFR 247, state and local agencies must maintain accurate and complete records relating to eligibility determinations.</p> <p data-bbox="519 1428 1479 1459">Similar aspects of the finding were reported in previous years.</p> <p data-bbox="519 1491 1479 1585"><i>Federal Award Information:</i> This finding affects the Special Supplemental Nutrition Program for Women, Infants, and Children federal grant award 5NC700705 for the federal fiscal years ended September 30, 2013 and 2014.</p> <p data-bbox="519 1617 1479 1711"><i>Recommendation:</i> The Department should monitor to ensure eligibility determinations are completed accurately and supporting documentation is maintained in case files.</p> <p data-bbox="519 1743 1479 1890"><i>Agency Response:</i> The Department researched each of the five (5) cases identified above as deficient and verified eligibility, including the fact that the eligibility data was maintained in the Women, Infants, and Children (WIC) Automated Data Processing System. In addition, the Department verified that corrective action was implemented by the relevant local agencies.</p>

**10.557 SPECIAL SUPPLEMENTAL NUTRITION PROGRAM FOR WOMEN, INFANTS, AND CHILDREN**  
(continued)

**III. Federal Award Findings and Questioned Costs**

U.S. Department of Agriculture

N.C. Department of Public Instruction

For the Fiscal Year Ended June 30, 2014

Type of Finding/ Questioned Costs	Findings and Recommendations
	<p>Furthermore, the Department notes two observations regarding the auditors' findings. First, it appears that the auditors aggregated the test results of work performed by several CPA firms who were contracted individually to evaluate the compliance and control environments within all county-operated programs across the state but failed to take into consideration the disparate control environments within each county, as well as the disparate populations of the counties, which would have compelled the auditors to stratify their sample to be truly representative of the population. In addition, the auditors' assertion that the errors detected likely would result in questioned costs exceeding \$10,000 and could be significant for the program are not supported by the fact that no questioned costs identified and the error rate (0.4%) is well below the minimum threshold to justify the extrapolation of results.</p> <p>The Department continues to monitor the WIC program. Monitoring efforts have been enhanced through the implementation of the new system which ensures the accuracy of the counties' eligibility determination processes.</p> <p><i>Auditor Response:</i> The Department's assertion that the Office of the State Auditor (OSA) cannot draw the stated conclusions is incorrect. Specifically:</p> <p>The audit methodology used by the OSA and county Certified Public Accountants (CPAs) speaks to the disparate control environment and populations at each county. The CPAs, who were performing the county's annual audit of federal expenditures, perform audits of the eligibility function under agreement with the OSA. Samples and sample sizes for each county are based on a risk assessment, which takes into account the control environment.</p> <p>Further, the Department is confusing the criteria for reporting findings and questioned costs with the thresholds used by federal agencies to seek reimbursement or other sanctions. The federal requirement for reporting questioned costs is based on the effect of the errors found as a result of tests performed on the population. If the errors detected are \$10,000 or more or indicate errors of \$10,000 or more exist in the population, the errors are required to be reported. The evidence obtained through the tests performed provided sufficient evidence that known or likely errors of \$10,000 or more existed in the population.</p> <p>Findings and questioned costs, as reported by auditors, are used by the federal agencies to determine whether to pursue the magnitude of the errors. Once the federal agency decides to perform their own audit/investigation, different thresholds are used than those required by auditors performing OMB Circular A-133 Single Audits.</p>

**10.558 CHILD AND ADULT CARE FOOD PROGRAM****III. Federal Award Findings and Questioned Costs**

U.S. Department of Agriculture

N.C. Department of Health and Human Services

For the Fiscal Year Ended June 30, 2014

	Type of Finding/ Questioned Costs	Findings and Recommendations
2014-004	Subrecipient <u>Monitoring:</u>	<u>Facilities Not Properly Monitored</u>
	Significant Deficiency	<p>The Department did not monitor for noncompliance at 10 of the 763 (1.3%) facilities within three years as required. The program provides healthy meals and snacks to children and adults receiving day care.</p> <p>These facilities received approximately \$88 million during state fiscal year 2014. The 10 facilities not monitored received approximately \$586,000.</p> <p>Undetected or uncorrected noncompliance with federal guidelines could result in excess spending and increase the overall cost of the program.</p> <p>The database used to generate annual monitoring schedules does not interface with the facility reimbursement system. Therefore, database updates require manual entries when facilities join or leave the program. The Department did not compare the database to the reimbursement system to ensure all facilities were included.</p> <p>In accordance with 7 CFR 226, "Independent centers and sponsoring organizations of 1 to 100 facilities must be reviewed at least once every three years."</p> <p><i>Federal Award Information:</i> This finding affects the Child and Adult Care Food Program federal grant awards 13125NC300N2020 and 141235NC300N2020 for the federal fiscal years ended September 30, 2013, and 2014, respectively.</p> <p><i>Recommendation:</i> The Department should enhance controls over its scheduling database to ensure all facilities are monitored at least once every three years.</p> <p><i>Agency Response:</i> The Department has developed procedures to ensure all facilities are monitored for noncompliance at least once every three years. The Department will compare the database to the reimbursement system to ensure all facilities are included for monitoring purposes. The anticipated completion date is March 31, 2015.</p>



# 10.561 STATE ADMINISTRATIVE MATCHING GRANTS FOR THE SUPPLEMENTAL NUTRITION ASSISTANCE PROGRAM

## III. Federal Award Findings and Questioned Costs

U.S. Department of Agriculture

N.C. Department of Health and Human Services

For the Fiscal Year Ended June 30, 2014

	Type of Finding/ Questioned Costs	Findings and Recommendations
2014-005	<u>Reporting:</u>  Significant Deficiency	<p><u>Subaward Obligations Were Not Reported Timely</u></p> <p>The Department filed one Federal Funding Accountability and Transparency Act (FFATA) report three months late. The report contained 100 subawards totaling \$84.4 million.</p> <p>As a result, the federal awarding agency and the public did not have timely and accurate notification of subawards issued by the Department. The Federal Funding Accountability and Transparency Act was enacted to inform citizens about how federal funds were spent in their communities.</p> <p>While there were initial problems with the federal filing system, once the problems were fixed the Department should have been able to submit the majority of the subawards on time. The FFATA requires states to report any subawards issued for more than \$25,000 in the federal reporting system by the end of the month following the month when the subaward is issued.</p> <p>Similar aspects of this finding were reported in the prior year.</p> <p><i>Federal Award Information:</i> This finding affects the State Administrative Matching Grants for the Supplemental Nutrition Assistance Program federal grant award 14145NC406S2514 for the federal fiscal year ended September 30, 2014.</p> <p><i>Recommendation:</i> The Department should develop and implement procedures to ensure that FFATA reports are prepared accurately and submitted timely.</p> <p><i>Agency Response:</i> The Department has implemented procedures and provided training to ensure that all subawards and contracts subject to the Federal Funding Accountability and Transparency Act (FFATA) are prepared accurately and submitted timely in accordance with federal guidelines.</p> <p>In addition, subsequent notification of the completion of the FFATA reports, including amendments, will be submitted by divisions each month to the Department's Office of the Controller for monitoring purposes. The anticipated completion date is June 30, 2015.</p>

# 10.561 STATE ADMINISTRATIVE MATCHING GRANTS FOR THE SUPPLEMENTAL NUTRITION ASSISTANCE PROGRAM (continued)

## III. Federal Award Findings and Questioned Costs

U.S. Department of Agriculture

N.C. Department of Health and Human Services

For the Fiscal Year Ended June 30, 2014

	Type of Finding/ Questioned Costs	Findings and Recommendations
2014-006	Subrecipient <u>Monitoring:</u>  Significant Deficiency	<p><u>Counties Not Properly Monitored</u></p> <p>Auditors tested eight of 38 county monitoring reports and identified two (25%) that did not include participant eligibility determinations. Also, the Department did not request corrective action on deficiencies identified for lack of trafficking procedures at three of the eight (38%) counties. Trafficking of benefits is the buying or selling of food stamps. The Department relies on all 100 counties for participant eligibility determinations, which are to be monitored on a three-year cycle.</p> <p>In addition, two of 100 (2%) counties were not monitored over a three-year period.</p> <p>As a result, funds could be paid to ineligible participants increasing the overall costs of the program.</p> <p>The federal awarding agency threatened to eliminate administrative funding due to a backlog of applications that needed to be entered into the new eligibility system (NC FAST). According to the Department, management made a decision to temporarily relocate program monitor positions to assist in processing applications.</p> <p>Federal regulation 2 CFR 200 requires pass-through entities to monitor the activities of subrecipients as necessary to ensure that federal awards are used for authorized purposes in compliance with laws, regulations and the provisions of contracts or grant agreements.</p> <p><i>Federal Award Information:</i> This finding affects the State Administrative Matching Grants for the Supplemental Nutrition Assistance Program federal grant awards 13135NC406S2514 and 14145NC406S2514 for the federal fiscal years ended September 30, 2013, and 2014, respectively.</p> <p><i>Recommendation:</i> The Department should monitor participant eligibility determinations and trafficking procedures at all 100 counties over a three-year period.</p> <p><i>Agency Response:</i> The backlog of applications that needed to be entered in the new eligibility system (NC FAST) was a result of implementation of the Affordable Care Act, increased SNAP and Medicaid caseloads, county departments of social services staffing levels, and transitioning from the old legacy SNAP system to the new eligibility system. In order to ensure the timely</p>

**10.561    STATE ADMINISTRATIVE MATCHING GRANTS FOR THE SUPPLEMENTAL NUTRITION ASSISTANCE PROGRAM** (continued)

**III. Federal Award Findings and Questioned Costs**

U.S. Department of Agriculture  
N.C. Department of Health and Human Services  
For the Fiscal Year Ended June 30, 2014

Type of Finding/ Questioned Costs	Findings and Recommendations
	<p>provision of SNAP benefits, the Department temporarily reallocated program monitor positions to assist in entering SNAP applications. As a result, the backlog was eliminated in March 2014 as directed by the USDA.</p> <p>The Department developed a schedule to ensure that all required monitoring visits will be completed by September 30, 2015. The Department will focus on county monitoring efforts related to participant eligibility determination and corrective actions noted for trafficking deficiencies. The two counties not previously monitored will be reviewed in April 2015.</p>

## 14.228 COMMUNITY DEVELOPMENT BLOCK GRANTS / STATE'S PROGRAM AND NON-ENTITLEMENT GRANTS IN HAWAII

### III. Federal Award Findings and Questioned Costs

U.S. Department of Housing and Urban Development

N.C. Department of Commerce

For the Fiscal Year Ended June 30, 2014

	Type of Finding/ Questioned Costs	Findings and Recommendations
2014-007	<u>Reporting:</u>  Material Weakness  Material Noncompliance	<p><u>Subaward Obligations Were Not Reported Timely</u></p> <p>The Department of Commerce's Rural Development Division did not report Community Development Block Grant subaward obligations exceeding \$25,000 within the time period established by the Federal Funding Accountability and Transparency Act (FFATA).</p> <p>The Division made 24 subaward obligations totaling \$14.2 million during the audit period. Nine subawards totaling \$4.8 million were reported in the FFATA Subaward Reporting System (FSRS) between one and four months after the required date.</p> <p>As a result, the federal awarding agency and the public did not have timely notification of subawards issued by the Department. The Federal Funding Accountability and Transparency Act was enacted to show citizens how federal funds are spent in their communities.</p> <p>The Division had entered the nine subawards, but did not complete the submission process in the federal reporting system until December 2013 and January 2014 which resulted in the subawards being reported after the required due date.</p> <p>The Federal Funding Accountability and Transparency Act requires states to report any subawards issued for more than \$25,000 in the federal reporting system by the end of the month following the month the subaward is issued.</p> <p><i>Federal Award Information:</i> This finding affects CFDA 14.228 Community Development Block Grant awards B-13-DC-37-0001 awarded July 30, 2013 and B-12-DC-37-0001 awarded April 4, 2012.</p> <p><i>Recommendation:</i> The Division should have procedures in place to ensure that subaward obligations are reported timely.</p> <p><i>Agency Response:</i> The Finance Section of the State CDBG program is tasked with data entry for the FFATA compliance requirement. For all future awards, staff will insure that FFATA records are entered in a timely manner and will record the date entered into the FSRS system thereby creating a record of compliance.</p> <p>Anticipated Completion Date: March 12, 2015.</p>

**17.225 UNEMPLOYMENT INSURANCE****III. Federal Award Findings and Questioned Costs**

U.S. Department of Labor

N.C. Department of Commerce

For the Fiscal Year Ended June 30, 2014

	Type of Finding/ Questioned Costs	Findings and Recommendations
2014-008	Special Tests and Provisions:	<u>Documentation to Support Benefit Overpayment Investigations Was Not Maintained</u>
	Significant Deficiency	<p>The Department of Commerce's Division of Employment Security did not maintain adequate documentation to support the decisions for some of the cases investigated for overpayment of unemployment claims. During the audit period, the Department investigated and closed 61,005 cases. From those investigations, the Department determined that overpayments of approximately \$50 million were made in 54,527 cases and no overpayments were made in 6,478 cases.</p> <p>In a sample of 100 case files representing closed investigations, 24 case files did not have the required documentation to support the investigation conclusion. Specifically, we noted the following:</p> <ul style="list-style-type: none"> <li>For 22 investigations, the original Wage Audit Notice could not be located to support the wage data recorded in the Benefit Audit Reporting and Tracking System (BARTS).</li> <li>For one investigation, no documentation was available because the Department had purged the documentation from the system and shredded any physical files that had been used in the investigation. The case was closed between October and December 2013 and documentation should not have been purged per Department policy. The Department could not provide an explanation for purging the files. Because overpayment collections are performed outside of the Benefit Integrity investigation section and an overpayment had been collected, it was evident that an investigation occurred. However, without documentation, auditors were unable to determine the appropriate overpayment was identified for collection.</li> <li>For one investigation, no wage data had been recorded in BARTS and the original Wage Audit Notices could not be located.</li> </ul> <p>As a result, documentation in some cases could not be located to verify that the investigation was adequate and that the correct determination was reached. Additionally, the lack of documentation could impact the Department's ability to defend against a claimants appeal and collect the overpayment.</p> <p>The Benefit Integrity section, which is responsible for overpayment investigations, had staffing changes and a breakdown in management</p>

**17.225 UNEMPLOYMENT INSURANCE (continued)****III. Federal Award Findings and Questioned Costs**

U.S. Department of Labor

N.C. Department of Commerce

For the Fiscal Year Ended June 30, 2014

Type of Finding/ Questioned Costs	Findings and Recommendations
	<p>oversight that caused the corrective action plan from a similar prior year finding not to be fully implemented.</p> <p>The Division's internal procedures require that investigation case files include a Wage Audit Notice, which documents the earnings of the individual being investigated and is used to help determine if overpayments were made and the amount of the overpayment.</p> <p>Additionally, the Division's record retention and disposition policy requires that records subject to audit or those legally required for ongoing official proceedings must be retained until released from such audits or official proceedings. The investigation files and supporting documentation are subject to audit and are used as evidence in claimant appeals and legal proceedings for suspected fraud.</p> <p>Similar aspects of this finding were reported in the prior year.</p> <p><i>Federal Award Information:</i> This finding affects CFDA 17.225 Unemployment Insurance funding from the State and Federal Unemployment Trust Funds.</p> <p><i>Recommendations:</i> The Division should have procedures in place to ensure adherence to Division and State record retention policies and to ensure that adequate documentation is maintained to support the cases investigated for overpayment.</p> <p>The Division should implement procedures to ensure that documentation is sufficient and maintained to support the investigation results.</p> <p><i>Agency Response:</i> The Department of Commerce, Division of Employment Security (DES) is working to develop a tracking/reporting process that can be placed on the DES internal network, which will make review by internal and external auditors more accessible. Additionally, the use of new technologies, such as, Right Fax and Adobe Professional will allow UI Benefits Integrity staff to digitize case information. This will allow investigators to upload documents into the electronic folders created on the shared network, thus making cases easier to locate and more searchable.</p> <p>Anticipated Completion Date: 06/30/2015.</p>

**17.258 WIA ADULT PROGRAM****III. Federal Award Findings and Questioned Costs**

U.S. Department of Labor

N.C. Department of Commerce

For the Fiscal Year Ended June 30, 2014

	Type of Finding/ Questioned Costs	Findings and Recommendations
2014-009	<u>Reporting:</u>  Material Weakness  Material Noncompliance	<p><u>Subaward Obligations Were Not Reported Timely and Contained Errors</u></p> <p>The Department of Commerce's Division of Workforce Solutions did not report Workforce Investment Act Cluster subaward obligations exceeding \$25,000 within the time period established by the Federal Funding Accountability and Transparency Act (FFATA). In addition, one subaward obligation was reported multiple times in the FFATA Subaward Reporting System (FSRS).</p> <p>The Division filed 12 FFATA reports that contained 68 subawards totaling \$52.8 million during the audit period. Nine of the 12 reports were filed late, of which 6 were filed between one and four months late. This resulted in 57 subawards totaling \$52 million being reported after the required date.</p> <p>In addition, a subaward for \$200,000, awarded in June 2013 was initially reported in the September 2013 FFATA report, which was two months late. The same subaward was included in the reporting for the months of July, October, and December 2013, all of which were submitted in January 2014. In the FSRS, the duplicative reporting gives the appearance that the subrecipient received \$3,000,000 in subawards when it only received \$2.4 million.</p> <p>As a result, the federal awarding agency and the public did not have timely and accurate notification of subawards issued by the Department. The Federal Funding Accountability and Transparency Act was enacted to show citizens how federal funds are spent in their communities.</p> <p>The subawards were not reported timely due to the Division management placing a low priority on filing the reports. Additionally, reports were not being reviewed before submission to ensure accuracy of subawards reported.</p> <p>The Federal Funding Accountability and Transparency Act requires states to report any subawards issued for more than \$25,000 in the federal reporting system by the end of the month following the month the subaward is issued.</p> <p><i>Federal Award Information:</i> This finding affects CFDA 17.258 WIA Adult Program, CFDA 17.259 WIA Youth Activities and CFDA 17.278 WIA Dislocated Workers awards AA-22947-12-55-A-37 for the award period of April 1, 2012 – June 30, 2015 and AA-24104-13-55-A-37 for the award period of April 1, 2013 – June 30, 2016.</p> <p><i>Recommendations:</i> The Department should have procedures in place to ensure that FFATA reports are prepared accurately and submitted timely.</p>

**17.258 WIA ADULT PROGRAM** (continued)**III. Federal Award Findings and Questioned Costs**

U.S. Department of Labor

N.C. Department of Commerce

For the Fiscal Year Ended June 30, 2014

	Type of Finding/ Questioned Costs	Findings and Recommendations
		<p>The Department should consider staffing resources to meet federal reporting requirements.</p> <p><i>Agency Response:</i> Finance staffing has been hired to bring unit to full staff. Current year reporting has been submitted timely and accurately. Monthly review for updates of equal or greater than \$25,000 per subrecipient has been initiated into controls to maintain accuracy.</p> <p>Anticipated Completion Date: March 9, 2015</p>
2014-010	<p>Subrecipient Monitoring:</p> <p>Significant Deficiency</p>	<p><u>Procedures Not Established to Track and Verify the Receipt of Subrecipient Site-Visit Action Plans</u></p> <p>The Department of Commerce's Division of Workforce Solutions did not have procedures to verify the receipt of subrecipients' corrective action plans that ensure subrecipients are taking steps to address deficiencies identified during on-site monitoring visits. There were 23 subrecipients that received \$69 million in Workforce Investment Act Cluster (WIAC) funds during the audit period.</p> <p>Eleven subrecipients, receiving approximately \$32 million in WIAC funds, failed to submit a written corrective action plan by the required date and no additional follow-up procedures were performed by the Division to obtain the action plan.</p> <p>As a result, noncompliance and/or other procedural issues could go uncorrected at the subrecipient level. Examples of site visit deficiencies include:</p> <ul style="list-style-type: none"> <li>• Incomplete or missing documentation in program recipient eligibility files</li> <li>• Errors in participant data maintained in the statewide participant database</li> <li>• Outdated, missing or incomplete policies and procedures</li> <li>• Improper makeup of workforce development board membership</li> </ul> <p>The Division has a site-visit schedule that includes the dates for the visits and issuance of the subrecipient's summary report. However, the Division failed to include the tracking of when corrective action plans are due, received and</p>



**17.258 WIA ADULT PROGRAM** (continued)**III. Federal Award Findings and Questioned Costs**

U.S. Department of Labor

N.C. Department of Commerce

For the Fiscal Year Ended June 30, 2014

Type of Finding/ Questioned Costs	Findings and Recommendations
	<p>reviewed to ensure subrecipients have a plan for timely action to address deficiencies identified during site-visits.</p> <p>The Department must conduct an annual on-site monitoring visit to ensure each subrecipients' compliance with the U. S. Department of Labor's uniform administration requirements as required by Workforce Investment Act Section 184(a)(4). At the conclusion of the on-site monitoring visit each subrecipient receives an Oversight Summary Report which informs them of the results of the site-visit and requires them to respond to any findings with a written plan of action within a standard of 14 business days.</p> <p><i>Federal Award Information:</i> This finding affects CFDA 17.258 WIA Adult Program, CFDA 17.259 WIA Youth Activities and CFDA 17.278 WIA Dislocated Workers awards AA-21407-11-55-A-37 for the period of April 1, 2010 – June 30, 2014; AA-22947-12-55-A-37 for the award period of April 1, 2012 – June 30, 2015 and AA-24104-13-55-A-37 for the award period of April 1, 2013 – June 30, 2016.</p> <p><i>Recommendations:</i> The Department should implement procedures to ensure the receipt of the subrecipients' corrective action plans regarding issues identified during the on-site monitoring visit.</p> <p>The Department should follow-up when corrective action plans are not received to ensure that subrecipients have a plan for timely corrective action.</p> <p><i>Agency Response:</i> Division staff use a tracking form that contains information on site visits to all sub-recipients. This form also includes a column for the due date of the response to any findings or recommendations, as well as, a column for the date the response was received. While staff do follow-up on late responses, usually by phone or e-mail, that follow-up information is not always documented in the monitoring file.</p> <p>Staff will continue to use the tracking form to monitor response due dates and will be more conscientious about documenting in the monitoring file any follow-up on late monitoring responses from the sub-recipients during the monitoring cycle for Program Year 2014..</p> <p>Anticipated Completion Date: March 9, 2015</p>

**17.259 WIA YOUTH ACTIVITIES****III. Federal Award Findings and Questioned Costs**

U.S. Department of Labor

N.C. Department of Commerce

For the Fiscal Year Ended June 30, 2014

	Type of Finding/ Questioned Costs	Findings and Recommendations
2014-011	<u>Reporting:</u>  Material Weakness  Material Noncompliance	<u>Subaward Obligations Were Not Reported Timely and Contained Errors</u>  The Department of Commerce's Division of Workforce Solutions did not report Workforce Investment Act Cluster subaward obligations exceeding \$25,000 within the time period established by the Federal Funding Accountability and Transparency Act (FFATA). In addition, one subaward obligation was reported multiple times in the FFATA Subaward Reporting System (FSRS). See finding 2014-009 for a description.
2014-012	<u>Subrecipient Monitoring:</u>  Significant Deficiency	<u>Procedures Not Established to Track and Verify the Receipt of Subrecipient Site-Visit Action Plans</u>  The Department of Commerce's Division of Workforce Solutions did not have procedures to verify the receipt of subrecipients' corrective action plans that ensure subrecipients are taking steps to address deficiencies identified during on-site monitoring visits. There were 23 subrecipients that received \$69 million in Workforce Investment Act Cluster (WIAC) funds during the audit period. See finding 2014-010 for a description.

**17.278 WIA DISLOCATED WORKERS FORMULA GRANTS****III. Federal Award Findings and Questioned Costs**

U.S. Department of Labor

N.C. Department of Commerce

For the Fiscal Year Ended June 30, 2014

	Type of Finding/ Questioned Costs	Findings and Recommendations
2014-013	<u>Reporting:</u>  Material Weakness  Material Noncompliance	<u>Subaward Obligations Were Not Reported Timely and Contained Errors</u>  The Department of Commerce's Division of Workforce Solutions did not report Workforce Investment Act Cluster subaward obligations exceeding \$25,000 within the time period established by the Federal Funding Accountability and Transparency Act (FFATA). In addition, one subaward obligation was reported multiple times in the FFATA Subaward Reporting System (FSRS). See finding 2014-009 for a description.
2014-014	<u>Subrecipient Monitoring:</u>  Significant Deficiency	<u>Procedures Not Established to Track and Verify the Receipt of Subrecipient Site-Visit Action Plans</u>  The Department of Commerce's Division of Workforce Solutions did not have procedures to verify the receipt of subrecipients' corrective action plans that ensure subrecipients are taking steps to address deficiencies identified during on-site monitoring visits. There were 23 subrecipients that received \$69 million in Workforce Investment Act Cluster (WIAC) funds during the audit period. See finding 2014-010 for a description.

**20.205 HIGHWAY PLANNING AND CONSTRUCTION****III. Federal Award Findings and Questioned Costs**

U.S. Department of Transportation

N.C. Department of Transportation

For the Fiscal Year Ended June 30, 2014

	Type of Finding/ Questioned Costs	Findings and Recommendations
2014-015	<u>Davis Bacon:</u>  Significant Deficiency	<p data-bbox="519 525 1476 609"><u>Controls Were Not Operating Effectively to Ensure Payment of Minimum Pay Rates</u></p> <p data-bbox="519 609 1476 945">The Department's process to ensure that minimum federal pay rates are paid to workers on projects funded by the Highway Planning and Construction cluster grant was not followed. The Department and federal law requires contractors and subcontractors that work on construction contracts in excess of \$2,000 submit to the Department a certified payroll for each week in which any contract work is performed. The Department's process requires the preparation of an internal report (FAP-1) to indicate the payrolls that should be received and requires the resident engineer to sign the FAP-1 to indicate his receipt and review of all payrolls. Department personnel review the wages for compliance.</p> <p data-bbox="519 945 1476 1071">Our test of 44 construction expenditures and their related project files out of 3,342 construction expenditures during our audit period revealed the following deficiencies:</p> <ul data-bbox="519 1071 1476 1386" style="list-style-type: none"> <li>• There were two instances where the FAP-1 reports were not complete. The reports did not include all contractors and subcontractors that worked on the project during the test week.</li> <li>• There were two instances where the FAP-1 reports included contractors that had not worked on the project during the test week.</li> <li>• There were four FAP-1 reports that were not signed by the Resident Engineer to indicate review.</li> </ul> <p data-bbox="519 1386 1476 1575">As a result, there is an increased risk that the Department did not ensure that laborers working on projects funded by federal funds are being paid at the federally required minimum rate. Although the process to verify receipt and review of certified payrolls was not in place, we did not find any errors in our test.</p> <p data-bbox="519 1575 1476 1822">Federal regulation 29 CFR Section 5.5 requires that contractors and subcontractors that work on construction contracts in excess of \$2,000 submit the awarding agency (the Department) a certified payroll for each week in which any contract work is performed. The Department is required to review the payrolls to ensure all laborers and mechanics are paid wages not less than those established by the U.S. Department of Labor for the locality of the project.</p>

**20.205 HIGHWAY PLANNING AND CONSTRUCTION** (continued)**III. Federal Award Findings and Questioned Costs**

U.S. Department of Transportation

N.C. Department of Transportation

For the Fiscal Year Ended June 30, 2014

Type of Finding/ Questioned Costs	Findings and Recommendations
	<p><i>Federal Award Information:</i> CFDA 20.205 Highway Planning and Construction Cluster 2014.</p> <p><i>Recommendation:</i> The Department should ensure staff properly completes required weekly reports and executes the Department's designed procedures to ensure payment of required wages.</p> <p><i>Agency Response:</i> Section 107-22 of the Construction Manual will be reviewed to determine if clarifications in the processes are needed or if form FAP-1 needs to be revised or automated to better facilitate data entry.</p> <p>The audit findings will be highlighted at four regional Construction Engineers' Workshops to be held in March and April 2015. In addition, for the offices where the audit findings occurred, the specific findings will be reviewed with the Resident Engineer and the office staff responsible for reviewing Davis-Bacon payroll data. Existing procedures will be reviewed to make sure they understand the procedures.</p> <p>Internal reviews will take place for all offices administering Federal projects to make sure the responsible staff understands the processes that need to be followed. Follow up visits will be made where issues are identified.</p> <p><i>Completion Date:</i> The first two items in above corrective action plan will be completed by April 30, 2015. Follow up reviews, if needed, will be completed by June 30, 2015.</p>
2014-016	<p data-bbox="315 1394 505 1446"><u>Special Tests and Provisions:</u></p> <p data-bbox="342 1463 456 1516">Material Weakness</p> <p data-bbox="342 1535 505 1587">Material Noncompliance</p> <p data-bbox="537 1394 1078 1419"><u>Quality Assurance Testing Standards Not Met</u></p> <p data-bbox="537 1457 1468 1577">The Department did not have controls in place to ensure consistent performance of the required minimum tests of asphalt and concrete quality used in highways and other construction projects that were funded by the Highway Planning and Construction cluster grant.</p> <p data-bbox="537 1612 1468 1665">As a result, the Department failed to determine that materials used in federally funded highway projects met minimum safety and durability requirements.</p> <p data-bbox="537 1703 1468 1755">We reviewed the quality assurance testing that was performed on 60 asphalt formulas and 30 projects that used concrete.</p>

**20.205 HIGHWAY PLANNING AND CONSTRUCTION (continued)****III. Federal Award Findings and Questioned Costs**

U.S. Department of Transportation

N.C. Department of Transportation

For the Fiscal Year Ended June 30, 2014

Type of Finding/ Questioned Costs	Findings and Recommendations
	<p>In our test of 60 out of 657 asphalt formulas<sup>1</sup> used for road paving on federally funded projects, we noted the following errors:</p> <ul style="list-style-type: none"> <li>19 out of 60 (32%) asphalt formulas did not receive sufficient asphalt mix testing. The vendor producing the asphalt mix and the Department perform separate tests on the mix to verify the quality of the product. The vendor performed sufficient tests, but the Department did not perform the minimum tests required per the Department's federally approved Minimum Sampling Guide.</li> <li>22 out of 60 (37%) asphalt formulas did not receive sufficient roadway density testing. The contractor laying the asphalt pavement and the Department perform separate density tests on the asphalt. Neither the contractor nor the Department performed the minimum tests required per the Department's federally approved Minimum Sampling Guide.</li> </ul> <p>In our test of 30 out of 432 contracts where concrete was used, we noted the following errors:</p> <ul style="list-style-type: none"> <li>14 out of 30 (47%) contracts did not receive sufficient independent assurance tests for the period of July 1, 2013 through December 31, 2013.</li> </ul> <p>The Department did not have adequate controls in place to ensure the required minimum amount of tests was performed for asphalt and concrete. The Department had controls to monitor the rate at which asphalt tests were performed but did not consistently perform corrective measures when testing levels were insufficient. During the first half of the year, no controls were in place to ensure that sufficient testing was performed on concrete since the Department indicated they focused their resources on implementing the new "system basis" testing.</p> <p>The Department's quality assurance program for concrete requires that acceptance tests and independent assurance tests be conducted at specified intervals for all concrete used on a project. Independent assurance tests are required to ensure that acceptance sampling is performed correctly and that the testing equipment is operating effectively.</p> <p>In response to prior audit findings and with federal agency approval, the Department changed its procedures for testing concrete effective</p>

<sup>1</sup> The number of asphalt formulas was determined by combining the number of producers with the number of unique formulas used.

**20.205 HIGHWAY PLANNING AND CONSTRUCTION** (continued)**III. Federal Award Findings and Questioned Costs**

U.S. Department of Transportation

N.C. Department of Transportation

For the Fiscal Year Ended June 30, 2014

Type of Finding/ Questioned Costs	Findings and Recommendations
	<p>January 1, 2014 and no errors were found for testing performed during the period of January 1, 2014 through June 30, 2014. Under the new "system basis" testing, independent assurance tests are performed for each technician performing acceptance tests instead of testing each individual project. The "system basis" testing is a method approved by the federal agency and used by other states.</p> <p>A significant part of this finding was reported in 2013.</p> <p><i>Federal Award Information:</i> CFDA 20.205 Highway Planning and Construction Cluster 2014. This finding affects funds administered under the American Recovery and Reinvestment Act.</p> <p><i>Recommendation:</i> The Department should implement controls to ensure that sufficient tests are performed on asphalt. Effective January 1, 2014, the deficiency related to concrete testing was corrected.</p> <p><i>Agency Response:</i> Corrective Action Plan (Asphalt Mix and Density Testing and Independent Assurance Testing for Concrete): We have reviewed the results of the Audit and are in agreement with the findings. The following are the corrective actions that will be implemented for each of the three separate items:</p> <p>Asphalt Mix QA and V Testing:</p> <p>As of February 28, 2015 all QA Asphalt Labs that formerly reported to NCDOT's 14 Divisions now report to the Materials and Tests Unit. The 14 QA Supervisors that are responsible for the day-to-day operations now directly report to the State Asphalt Materials Engineer. The State Asphalt Materials Engineer will develop a HiCAMS (Construction &amp; Materials Database) query similar to what was used by the State Auditor's Office to track the sampling and testing performed by the QA. The QA Supervisors will have access to this query and will perform the query quarterly to assess whether their sample and test frequency requirements for asphalt mix are being met. Each QA Supervisor will report the findings of the query to the State Asphalt Materials Engineer copying the State Materials Engineer and use the query results to ensure that they meet the minimum frequency established for each asphalt formula they are responsible for. A meeting has been scheduled for March 24, 2015 to discuss this process with representatives from each of the 14 QA laboratories. They will be instructed to begin the quarterly review process starting April 1, 2015. Additionally, the language in the QMS Asphalt Manual, which provides requirements related to sampling and testing of</p>

**20.205 HIGHWAY PLANNING AND CONSTRUCTION (continued)****III. Federal Award Findings and Questioned Costs**

U.S. Department of Transportation

N.C. Department of Transportation

For the Fiscal Year Ended June 30, 2014

Type of Finding/ Questioned Costs	Findings and Recommendations
	<p>Asphalt, will be reviewed and discussed to clarify the sampling and testing requirements.</p> <p>Asphalt Roadway Density QC, QA and V Testing:</p> <p>The responsibility for insuring the appropriate amount of density testing is performed lies with Division personnel. Research of the Audit data will be performed to determine the details of findings for each specific contract reviewed. The information from this research will be reviewed with the Division personnel responsible for accomplishing these duties in order to provide education on proper processes and documentation to ensure that minimum sampling and testing are met. Additionally, the results of the audit will be shared with representatives from each Resident Engineer's office via four regional training workshops beginning on March 9, 2015 and ending on April 1, 2015.</p> <p>A formal memorandum to Division Engineers and appropriate staff detailing the audit findings and corrective actions will be sent by April 15, 2015.</p> <p>A similar HiCAMS query to the process noted above will also be developed to establish a method for reviewing the density process. The query will be used to determine when the required frequencies for roadway densities are not being met. This will trigger a review by the Asphalt Pavement Specialists responsible for the area that a particular project is in to conduct an in depth review of sampling and testing data and documentation. The Resident Engineer will be notified of any deficiencies and immediate corrective actions will be required. This review process will be run quarterly for each project beginning April 15, 2015.</p> <p>Modifications will also be made to the M&amp;T 605 (Asphalt Roadway Inspector's Daily Report) to ensure that the required information is clearly entered on the form. Additionally, the language in the QMS Asphalt Manual, which provides requirements related to sampling and testing of Asphalt, will be reviewed and discussed to clarify the sampling and testing requirements. This will be accomplished by May 1, 2015.</p> <p>Independent Assurance Testing for Concrete:</p> <p>As detailed in the finding, this was also a finding for fiscal year 2013. As such, corrective actions have already been implemented as of January 1, 2014. The corrective actions have been in place for over one year and the Department met its targets for calendar year 2014, which was to assess a minimum of 80 percent of all actively testing technicians. The finding for fiscal year 2014 also</p>



**20.205 HIGHWAY PLANNING AND CONSTRUCTION (continued)****III. Federal Award Findings and Questioned Costs**

U.S. Department of Transportation

N.C. Department of Transportation

For the Fiscal Year Ended June 30, 2014

Type of Finding/ Questioned Costs	Findings and Recommendations
	<p>notes that tests were performed on the implemented "system based" Independent Assurance process for the period of January 1, 2014 through June 30, 2014 and that no errors in the process were found. The Department will continue to operate under the new system and has controls in place to monitor the performance throughout the calendar year to ensure compliance.</p> <p>Anticipated Completion Date: The corrective action implementation for Asphalt Mix will begin on March 24, 2015 and will be completed by May 1, 2015. The corrective action implementation for Asphalt Roadway Density will begin on March 9, 2015 and will be completed by May 1, 2015.</p> <p>The corrective action implementation for Independent Assurance Testing for Concrete began prior to January 1, 2014 and was completed on January 1, 2014.</p>

## 20.319 HIGH-SPEED RAIL CORRIDORS AND INTERCITY PASSENGER RAIL SERVICE – CAPITAL ASSISTANCE GRANTS

### III. Federal Award Findings and Questioned Costs

U.S. Department of Transportation

N.C. Department of Transportation

For the Fiscal Year Ended June 30, 2014

	Type of Finding/ Questioned Costs	Findings and Recommendations
2014-017	<u>Davis Bacon:</u>  Significant Deficiency	<p data-bbox="519 588 1479 651"><u>Controls Were Not Operating Effectively to Ensure Payment of Minimum Pay Rates</u></p> <p data-bbox="519 682 1479 987">The Department's process to ensure that minimum federal pay rates are paid to workers on federal projects funded by the High-Speed Rail Corridors and Intercity Passenger Rail Service-Capital Assistance Grants was not followed. The Department and federal law requires contractors and subcontractors that work on construction contracts in excess of \$2,000 submit to the Department a certified payroll for each week in which any contract work is performed. The Department's process requires the preparation of an internal report (FAP-1) to indicate the payrolls that should be received and requires the resident engineer to sign the FAP-1 to indicate his receipt and review of all payrolls. Department personnel review the wages for compliance.</p> <p data-bbox="519 1018 1479 1102">Our test of 37 construction expenditures and their related project files out of 181 construction expenditures during our audit period revealed the following deficiencies:</p> <ul data-bbox="568 1144 1479 1333" style="list-style-type: none"> <li>• There were three instances where the FAP-1 reports were not complete. The reports did not include all contractors and subcontractors that worked on the project during the test week.</li> <li>• There was one instance where the certified payroll reports were not received for the test week.</li> </ul> <p data-bbox="519 1365 1479 1428">As a result, the Department did not ensure that laborers working on projects funded by federal funds are being paid at the federally required minimum rate.</p> <p data-bbox="519 1459 1479 1669">Federal regulation 29 CFR section 5.5 requires that contractors and subcontractors that work on construction contracts in excess of \$2,000 submit to the awarding agency (the Department) a certified payroll for each week in which any contract work is performed. The Department is required to review the payrolls to ensure all laborers and mechanics are paid wages not less than those established by the U.S. Department of Labor for the locality of the project.</p> <p data-bbox="519 1701 1479 1732">This finding was also reported in 2013.</p> <p data-bbox="519 1764 1479 1854"><i>Federal Award Information:</i> This finding affects funds administered under the American Recovery and Reinvestment Act award FR-HSR-0006-10-01 for the award period of May 24, 2010 – September 30, 2017.</p>

**20.319 HIGH-SPEED RAIL CORRIDORS AND INTERCITY PASSENGER RAIL SERVICE – CAPITAL ASSISTANCE GRANTS** (continued)**III. Federal Award Findings and Questioned Costs**

U.S. Department of Transportation

N.C. Department of Transportation

For the Fiscal Year Ended June 30, 2014

Type of Finding/ Questioned Costs	Findings and Recommendations
	<p><i>Recommendation:</i> The Department should ensure staff properly completes required weekly reports and executes the Department's designed procedures to ensure payment of required wages.</p> <p><i>Agency Response:</i> The identified deficiencies included:</p> <p>FAP-1 Form Errors – The standard construction manual procedure for insuring payment of minimum pay rates includes a standard form called the FAP-1. An FAP-1 is completed to record the active/inactive contractor and subcontractor. The audit found three (3) of the FAP-1 forms were filled out incorrectly by not including all active contractors for which certified payrolls were received.</p> <p>Missing Certified Payroll - There was one (1) instance where FAP-1 and the associated diary were correct but the certified payroll was missing.</p> <p>Corrective Action Plan: The Division of Highways is managing the construction contracts for the Department let portion of ARRA Track and Structure projects (the focus of the minimum pay rate audit for SFY2014). The Rail Division will coordinate with the State Construction Engineer on the following corrective action plan:</p> <ol style="list-style-type: none"> <li>1. The Construction Unit will review existing Department Construction Manual Davis-Bacon procedures, assure appropriate Department staff are properly trained, serve as a resource for administration of Davis-Bacon requirements, and conduct internal Davis-Bacon audits with the Area Engineers.</li> <li>2. Rail Division F&amp;C Manager will provide details of the corrective actions taken by the Department staff to the Rail Director including any procedural revisions, proof of training for Department staff, and annual audit reports. These items will be provided to the F&amp;C Manager by the Construction Unit.</li> </ol> <p>Anticipated Completion Date: June 1, 2015</p>
2014-018	<p><u>Reporting:</u></p> <p>Material Weakness</p> <p>Material Noncompliance</p> <p><u>Federal Report Contained Errors</u></p> <p>The Department of Transportation (Department) did not submit accurate quarterly financial reports for the High Speed Rail Corridors and Intercity Passenger Rail Service – Capital Assistance Grant to the Federal Rails Administration.</p>

## 20.319 HIGH-SPEED RAIL CORRIDORS AND INTERCITY PASSENGER RAIL SERVICE – CAPITAL ASSISTANCE GRANTS (continued)

### III. Federal Award Findings and Questioned Costs

U.S. Department of Transportation

N.C. Department of Transportation

For the Fiscal Year Ended June 30, 2014

Type of Finding/ Questioned Costs	Findings and Recommendations
	<p>The report for the quarter ending June 30, 2014, contained the following errors:</p> <ul style="list-style-type: none"> <li>• \$15.3 million (11.5% error) in overstated cumulative cash receipts reported on line 10(a) of the SF-425 for the quarter ended June 2014. The Department reported \$148.7 million but should have reported \$133.4 million in federal cash receipts.</li> <li>• \$441,125 (0.3% error) in overstated cumulative cash disbursements and cumulative federal share of expenditures reported on lines 10(b) and 10(e) of the SF-425 for the quarter ended June 2014. The Department reported \$159.3 million but should have reported \$158.9 million in federal cash disbursements and expenditures.</li> </ul> <p>Inaccurate reports can prevent the Federal Rails Administration from tracking the financial progress of the rails grant and ensuring that there are adequate funds to complete the project. Additionally, there is a risk that Federal Rails Administration may move funding from this grant to another grant if the reports do not reflect the accurate use of funds. Because this project is funded with American Recovery and Reinvestment Act (ARRA) funds which will end, the Federal Rails Administration could move funds to another project to ensure that all ARRA funds are used.</p> <p>Errors in the report occurred because the accounting system report that the preparer (a consulting firm) used was not filtered properly to account for the correct cash receipts and expenditures. The reported cumulative receipts included funds received in July 2014 which were outside the reporting period and should not have been included. Also, the preparer did not maintain copies of the supporting documents used to determine the amount of cash receipts reported for the first three quarterly reports.</p> <p>Federal regulations and the grant award document require the Department to submit the quarterly SF-425 Federal Financial Report to the Federal Rail Administration. The report should include all activity of the reporting period and be supported by applicable accounting records to ensure accuracy.</p> <p>This finding was also reported in 2013.</p> <p><i>Federal Award Information:</i> This finding affects funds administered under the American Recovery and Reinvestment Act award FR-HSR-0006-10-01 for the award period of May 24, 2010 – September 30, 2017.</p>

## 20.319 HIGH-SPEED RAIL CORRIDORS AND INTERCITY PASSENGER RAIL SERVICE – CAPITAL ASSISTANCE GRANTS (continued)

### III. Federal Award Findings and Questioned Costs

U.S. Department of Transportation

N.C. Department of Transportation

For the Fiscal Year Ended June 30, 2014

Type of Finding/ Questioned Costs	Findings and Recommendations
	<p><i>Recommendation:</i> The Department should establish policies and procedures, such as adequate supervisory reviews, to ensure that the preparer uses the proper accounting system reports when preparing the quarterly reports.</p> <p><i>Agency Response:</i> The Rail Division Finance &amp; Contracts (F&amp;C) Manager will review and seek input from the Department's Financial Management Division to ensure an optimal approach for financial reporting and the creation of the SF-425 to include:</p> <ol style="list-style-type: none"> <li>1. Use of SAP report (FBL3N) as provided this year by the auditors for checking cash receipts.</li> <li>2. Methods to maintain copies of all supporting documents (screen shots) used when compiling the cash receipts and expenditures reported on SF-425.</li> <li>3. Update variants in SAP to remove specific cost elements (retainage and assets) from reporting tool to ensure these are not included in future expenditure reports.</li> <li>4. All SF-425 forms submitted for SFY 2014 and SFY 2015 will be reviewed and revised to reflect necessary changes to satisfy the findings from the SFY 2014 Single Audit. Corrected SF-425 forms will be coordinated with and issued to John Winkle, FRA Grant Manager for approval.</li> <li>5. Rail Division F&amp;C Manager and Business Officer will conduct quarterly reviews with the contract program coordinator on the preparation of the SF-425 report and provide proof to the Rail Director that the proper accounting system reports are being used when preparing the quarterly reports.</li> </ol>

Anticipated Completion Date: June 1, 2015

**20.509 FORMULA GRANTS FOR RURAL AREAS****III. Federal Award Findings and Questioned Costs**

U.S. Department of Transportation

N.C. Department of Transportation

For the Fiscal Year Ended June 30, 2014

	Type of Finding/ Questioned Costs	Findings and Recommendations
2014-019	<u>Reporting:</u>  Material Weakness  Material Noncompliance	<p><u>Subaward Obligations Were Not Reported</u></p> <p>The Department did not submit subaward obligations exceeding \$25,000 within the time period established by the Federal Funding Accountability and Transparency Act (FFATA).</p> <p>The Department awarded 38 recipients \$7,046,031 in subawards during November 2013. This 2014 grant award information should have been entered in the federal reporting system by December 31, 2013. As of January 21, 2015, this information has not been entered into the federal reporting system.</p> <p>As a result, the federal awarding agency and the public did not have timely notification of subawards that were issued by the Department.</p> <p>The Federal Funding Accountability and Transparency Act was enacted to show citizens how federal funds are spent in their communities. At the time of these subawards, according to Department personnel, they were unaware of the reporting requirement.</p> <p>The Federal Funding Accountability and Transparency Act requires states to report any subawards issued that are more than \$25,000 in the federal reporting system by the end of the month following when the subaward is issued.</p> <p><i>Federal Award Information:</i> This finding affects the Formula Grants for Rural Areas award NC-18-X037-00 for award period July 1, 2013 – September 30, 2014.</p> <p><i>Recommendation:</i> We recommend that the Department establish procedures to ensure required reports are submitted timely.</p> <p><i>Agency Response:</i> The Public Transportation Division (PTD) has created a master table of all subrecipient required data and enters the information into FFATA (Federal Funding Accountability and Transparency Act) 30 days after notification of grant award from FTA.</p> <p>Corrective Action Was Completed On: January 5, 2015</p>
2014-020	<u>Reporting:</u>  Material Weakness	<p><u>Subrecipient Data in Federal Reports Not Reviewed</u></p> <p>The Department of Transportation did not have a process in place to ensure the subrecipient data in the Formula Grants for Rural Areas' annual financial</p>

**20.509 FORMULA GRANTS FOR RURAL AREAS (continued)****III. Federal Award Findings and Questioned Costs**

U.S. Department of Transportation

N.C. Department of Transportation

For the Fiscal Year Ended June 30, 2014

Type of Finding/ Questioned Costs	Findings and Recommendations
	<p>and operating reports submitted to the Federal Transit Administration was complete and accurate. The Department contracted with an external vendor to prepare the annual report using data supplied by subrecipients. The Department did not review the data supplied by the subrecipients for reasonableness and it did not review the vendor-prepared report for completeness and accuracy prior to submitting it to the federal agency.</p> <p>As a result, information on financial and performance data totaling \$14,603,112 for 55 subrecipients was not reviewed for accuracy and completeness and there was an increased risk that the information submitted contained errors that were not detected and corrected by the Department.</p> <p>In addition, our tests revealed one subrecipient's data was excluded from the reporting. This subrecipient received \$437,405. We agreed the vendor-prepared report to subrecipient supplied data but we did not verify the accuracy of the subrecipient data because the underlying support resides at the subrecipient.</p> <p>The federal reporting manual for the Rural Areas grant requires an annual reporting of financial and performance information. The state agency administering the grant is responsible for collecting data from all subrecipients and submitting the report. Federal administrative regulations also require recipients of federal awards to ensure federal reports include all activity of the reporting period, are supported by applicable accounting or performance records, and are fairly presented in accordance with program requirements.</p> <p>This finding was also reported in 2013.</p> <p><i>Federal Award Information:</i> This finding affects the Formula Grants for Rural Areas awards NC-18-X026-00 award period July 1, 2006 – December 31, 2007; NC-18-X028-00 award period July 1, 2008 – December 31, 2009; NC-18-X030-00 award period July 1, 2009 – December 31, 2010; NC-18-X030-01 award period July 1, 2010 – December 31, 2011; NC-18-X032-00 award period July 1, 2009 – December 31, 2010; NC-18-X034-00 award period July 1, 2010 – December 31, 2012; NC-18-X034-01 award period July 1, 2011 – December 31, 2012; NC-18-X034-02 award period November 1, 2011 – June 30, 2013. The finding also affects funds administered under American Recovery and Reinvestment Act awards NC-86-X001-00 for the award period February 1, 2009 – December 31, 2012 and NC-86-X001-01 for the award period of October 9, 2009 – August 30, 2013.</p>

**20.509 FORMULA GRANTS FOR RURAL AREAS** (continued)**III. Federal Award Findings and Questioned Costs**

U.S. Department of Transportation

N.C. Department of Transportation

For the Fiscal Year Ended June 30, 2014

Type of Finding/ Questioned Costs	Findings and Recommendations
	<p><i>Recommendation:</i> The Department should establish procedures to ensure the accuracy and completeness of the annual financial and operating reports. The subrecipient data supplied for the report should be monitored for accuracy and, prior to submission, the report should be reviewed for completeness.</p> <p><i>Agency Response:</i> The Public Transportation Division implemented procedures in FY 15 to validate data:</p> <ul style="list-style-type: none"> <li>• Created and maintaining master spreadsheet that shows funds received by subrecipient</li> <li>• Requiring all subrecipients to have scheduling / billing software by June 30, 2015</li> <li>• Requiring documentation of trips carried from the software with quarter and annual operating statistics (OPSTATS) submissions.</li> <li>• OPSTATS Annual report is signed by the subrecipients' authorized official and TAB Chairperson certifying the data's accuracy. In FY 15, we will be requiring June invoices no later than July 30, and once again test whether NCDOT SAP reports can match local audit numbers as well as adding a signature for the finance director. To date, this has not been possible.</li> <li>• Two weeks of total trip data is reported and tested for accuracy by our Mobility Development Specialists at one of their structured site visits. Top to bottom review of manifests, scheduling software and billing.</li> <li>• NTD's new web portal is only partially developed, so we are currently validating system and data totals for FY 14. When NTD can generate reports, we will be able to review more detailed data. Our procedure for FY 14 NTD reporting forward will be, prior to final submittal to NTD, the Public Transportation Division will: <ul style="list-style-type: none"> <li>– match the master spreadsheet to subrecipients,</li> <li>– validate passengers, miles, and hours to what was reported on OPSTATS,</li> <li>– validate financial data to what is reported in OPSTATS.</li> </ul> </li> </ul>



**20.509 FORMULA GRANTS FOR RURAL AREAS (continued)****III. Federal Award Findings and Questioned Costs**

U.S. Department of Transportation

N.C. Department of Transportation

For the Fiscal Year Ended June 30, 2014

	Type of Finding/ Questioned Costs	Findings and Recommendations
		<p>Completion Date: With FY 14 reporting and FY 15 site visits / oversight, all are complete but the last bullet. The last bullet will depend on when FTA's new NTD website is fully functional.</p>
2014-021	<p>Subrecipient Monitoring:</p> <p>Material Weakness</p> <p>Material Noncompliance</p>	<p><u>Failure to Verify DUNS Number and Valid Local Match Prior to Award</u></p> <p>The Department did not have adequate procedures to ensure applications by subrecipients for the Formula Grants for Rural Areas program were complete and accurate. Specifically the Department did not ensure a valid Dun and Bradstreet Universal Numbering System (DUNS) number was included on all applications. This number is used by the federal government to identify entities receiving federal funds and to track the award and disbursement of federal grant money. Further, subrecipients are also required to identify the source of local matching funds when applicable to enable the Department to ensure the match is from an allowable source. The Department reimbursed subrecipients \$24.9 million under this grant.</p> <p>As a result, the Department approved applications which did not provide necessary information to allow the awarding agency to perform its duties and also failed to ensure that the local matches were from allowable funds.</p> <p>We reviewed all applications submitted for 18 of 88 subrecipients that received federal reimbursements during the year. These 18 subrecipients had a total of 65 project applications. Our tests revealed the following:</p> <ul style="list-style-type: none"> <li>• Three subrecipients included an invalid DUNS number on eight of 10 applications.</li> <li>• Two subrecipients did not include a DUNS number on three of eight applications.</li> <li>• One subrecipient did not identify the source of its local match on one of three applications.</li> <li>• Two subrecipients identified sources, but the sources identified were not eligible to be used as match on three of six applications.</li> </ul> <p>The Department did not consistently follow its identified procedures for validating the DUNS number submitted on the grant application. Further, discussions with some of the Department staff revealed they did not</p>

**20.509 FORMULA GRANTS FOR RURAL AREAS (continued)****III. Federal Award Findings and Questioned Costs**

U.S. Department of Transportation

N.C. Department of Transportation

For the Fiscal Year Ended June 30, 2014

Type of Finding/ Questioned Costs	Findings and Recommendations
	<p>understand what source of local share match was valid when approving the applications.</p> <p>Federal regulations require the awarding agency, for non-ARRA first tier subawards made on or after October 1, 2010, to have the subrecipient provide a valid DUNS number before issuing the subawards. In addition, federal regulations require the grantees to ensure that subrecipients use only eligible funds as local match.</p> <p><i>Federal Award Information:</i> NC-18-X032-00 award period July 1, 2009 – December 31, 2010; NC-18-X034-00 award period July 1, 2010 – December 31, 2012; NC-18-X034-01 award period July 1, 2011 – December 31, 2012; NC-18-X034-02 award period November 1, 2011 – June 30, 2013; NC-18-X034-03 award period July 8, 2010 – June 30, 2014; NC-18-X037-00 award period July 1, 2013 – September 30, 2014.</p> <p><i>Recommendations:</i> The Department should ensure that the DUNS number included on the application is valid before funds are awarded.</p> <p>The Department should also ensure that the local share match identified is from a valid source.</p> <p><i>Agency Response:</i> The Public Transportation Division has instructed staff as to eligible local matches.</p> <p>The Public Transportation Division's online grant program requires subrecipients to enter DUNS numbers with each application. PTD has documented all DUNS numbers in a master spreadsheet and has requested the Financial Management Division and IT to create a placeholder for the DUNS number to be captured in the vendor record, no longer requiring it to be entered with each grant application.</p> <p>Anticipated Completion Date: Valid Local Match completed January 5, 2015. DUNS anticipated completion date is April 8, 2015.</p>
2014-022	<p><u>Subrecipient Monitoring:</u></p> <p>Material Weakness</p> <p>Material Noncompliance</p> <p><u>Subrecipient Monitoring Not Adequately Performed</u></p> <p>The Department of Transportation did not adequately monitor subrecipients of the Formula Grants for Rural Areas as required by federal regulations. This program provides funding to support public transportation in rural areas, generally bus or van services. Subrecipients expended \$24.9 million of the</p>

**20.509 FORMULA GRANTS FOR RURAL AREAS** (continued)**III. Federal Award Findings and Questioned Costs**

U.S. Department of Transportation

N.C. Department of Transportation

For the Fiscal Year Ended June 30, 2014

Type of Finding/ Questioned Costs	Findings and Recommendations
	<p>\$26.6 million (over 93%) in federal expenditures that were incurred for this grant during the year ended June 30, 2014.</p> <p>Specifically, the monitoring procedures were found inadequate because the Department did not perform the appropriate type of monitoring site visits and did not require all subrecipients to submit the documentation necessary to properly monitor expenditures. There were 88 subrecipients who submitted a total of 821 reimbursement claims. The monitoring deficiencies were:</p> <ul style="list-style-type: none"> <li>For 88 out of 88 (100%) of subrecipients, the Department did not perform site visits specifically designed to monitor subrecipient fiscal operations and compliance with grant requirements. In fact, the Department has not performed such site visits since state fiscal year 2010.</li> <li>For 23 out of 72 (32%) cost reimbursement claims sampled, the Department approved the reimbursement claim without documentation to support the expenditures. The amount of federal funds reimbursed to these subrecipients was \$1,404,021.</li> </ul> <p>As a result of inadequate subrecipient monitoring, there was an increased risk that the Department would not detect subrecipient noncompliance with federal requirements. Without performing fiscal and compliance monitoring site visits, the Department could not provide reasonable assurance that subrecipients complied with all federal requirements, such as equipment maintenance, charter service or bus service operation, and accurate performance and financial reporting. Furthermore, without supporting documentation, the Department could not provide reasonable assurance that expenditures were for allowable costs.</p> <p>According to discussions with Department staff, the Department did not perform adequate monitoring site visits because of a delay in implementing its plans. The Department planned to contract the on-site monitoring procedures with an outside party but delays in finalizing the contract caused a delay in those procedures being performed. The Department performed some on-site monitoring procedures such as attending subrecipients' quarterly meetings of the Transportation Advisory Board, conducting safety checks, evaluating the cleanliness of the environment and vehicles used in the program, and reviewing certain subrecipient policies. However, the on-site visits performed were not designed to ensure compliance with all federal regulations.</p> <p>The Department lacked the documentation necessary to properly monitor expenditures because of an inadequate policy. Prior to June 2014, the</p>

**20.509 FORMULA GRANTS FOR RURAL AREAS (continued)****III. Federal Award Findings and Questioned Costs**

U.S. Department of Transportation

N.C. Department of Transportation

For the Fiscal Year Ended June 30, 2014

Type of Finding/ Questioned Costs	Findings and Recommendations
	<p>Department policy did not require subrecipients subject to an A-133 audit to provide supporting documentation for cost reimbursements. However, in response to our prior year finding related to this issue, the Department changed its policy so that all subrecipients are now required to provide detailed documentation to support cost reimbursement claims.</p> <p>Federal and Departmental guidance require adequate monitoring. Federal guidance requires the Department to monitor subgrantee supported activities to assure compliance with applicable Federal requirements and that performance goals are being achieved. Also, the Department's federally approved State Management Plan states that the Department will conduct on-site reviews of every subrecipient every three years to ensure compliance with federal and state regulations and agreements.</p> <p>This finding was reported in 2013 and also similar aspects of this finding were reported in 2011. This grant was not audited in 2012.</p> <p><i>Federal Award Information:</i> This finding affects the Formula Grants for Rural Areas awards NC-18-X026-00 award period July 1, 2006 – December 31, 2007; NC-18-X028-00 award period July 1, 2008 – December 31, 2009; NC-18-X030-00 award period July 1, 2009 – December 31, 2010; NC-18-X030-01 award period July 1, 2010 – December 31, 2011; NC-18-X032-00 award period July 1, 2009 – December 31, 2010; NC-18-X034-00 award period July 1, 2010 – December 31, 2012; NC-18-X034-01 award period July 1, 2011 – December 31, 2012; NC-18-X034-02 award period November 1, 2011 – June 30, 2013. The finding also affects funds administered under American Recovery and Reinvestment Act awards NC-86-X001-00 for the award period February 1, 2009 – December 31, 2012 and NC-86-X001-01 for the award period of October 9, 2009 – August 30, 2013.</p> <p><i>Recommendation:</i> The Department should perform monitoring procedures to ensure subrecipients administer federal awards in compliance with laws, regulations, and the provisions of contracts or grant agreements. Management should ensure monitoring procedures comply with the Department's State Management Plan.</p> <p><i>Agency Response:</i> The Public Transportation Division has implemented the following changes since the FY13 audit:</p> <ul style="list-style-type: none"> <li>• All subrecipients, including their Financial Manager, were required to attend training in July 2014, prior to FY 14 grant release. Follow up financial and oversight expectations have been communicated.</li> </ul>

**20.509 FORMULA GRANTS FOR RURAL AREAS** (continued)**III. Federal Award Findings and Questioned Costs**

U.S. Department of Transportation

N.C. Department of Transportation

For the Fiscal Year Ended June 30, 2014

	Type of Finding/ Questioned Costs	Findings and Recommendations
		<ul style="list-style-type: none"> <li>• Full documentation is submitted with each invoice, starting May 2014.</li> <li>• A six year master timeline for oversight was developed and procurement of services completed. The timeline covers compliance oversight, Safety/Drug and Alcohol oversight and planning. These activities started in FY 15.</li> <li>• Public Transportation Division staff are performing 2 structured site visits each year.</li> <li>• A more structured review of grant requests was implemented for FY 16 grant review cycle.</li> </ul>
		Corrective Action Was Completed On: August 15, 2014
2014-023	Special Tests and Provisions:	<u>Subrecipient Charter Service Reports Submitted Late to the Federal Transit Authority</u>
	Material Weakness	
	Material Noncompliance	
		<p>The Department did not submit the required subrecipient Charter Service Quarterly Reports to the Federal Transit Authority (FTA) website as required by federal regulations. These reports are designed to publically disclose federally funded charter services provided to ensure subsidized charter services do not unfairly impact private charter businesses.</p>
		<p>Each quarter, subrecipients of the Formula Grants for Rural Areas program are required to submit reports to the Department detailing the charter services that were provided. The Department is then required to submit these quarterly reports within 30 days of the close of the quarter to the FTA. Five of the 75 subrecipients who are required to report their charter service activity submitted eight reports to the Department indicating that charter service had been provided. Our audit of the reports that were submitted to FTA disclosed:</p>
		<ul style="list-style-type: none"> <li>• Eight reports were from six to 19 months late.</li> <li>• Four of the eight reports submitted were submitted for the incorrect federal reporting period.</li> <li>• Also, as reported in another finding, the Department has not performed monitoring site visits since 2010. Without site visits, the Department can't verify the completeness and accuracy of the charter service activity reported on the Quarterly Charter Reports.</li> </ul>

**20.509 FORMULA GRANTS FOR RURAL AREAS** (continued)**III. Federal Award Findings and Questioned Costs**

U.S. Department of Transportation

N.C. Department of Transportation

For the Fiscal Year Ended June 30, 2014

Type of Finding/ Questioned Costs	Findings and Recommendations
	<p>According to discussions with agency personnel, the Department did not submit timely the Quarterly Charter Service reports because it was unaware of the requirement for the reports to be submitted to the FTA 30 days after the end of the calendar quarter.</p> <p><i>Federal Award Information:</i> This finding affects the Formula Grants for Rural Areas awards NC-18-X030-00 award period July 1, 2009 – December 31, 2010; NC-18-X032-00 award period July 1, 2009 – December 31, 2010; NC-18-X034-00 award period July 1, 2010 – December 31, 2012; NC-18-X034-01 award period July 1, 2011 – December 31, 2012; NC-18-X034-02 award period November 1, 2011 – June 30, 2013; NC-18-X034-03 award period July 8, 2010 – June 30, 2014; NC-18-X037-00 award period July 1, 2013 – September 30, 2014. The finding also affects funds administered under American Recovery and Reinvestment Act award NC-86-X001-00 for the award period February 1, 2009 – December 31, 2012.</p> <p><i>Recommendation:</i> The Department should ensure that all Charter Quarterly Reports are submitted timely and accurately to the Federal Transit Authority website.</p> <p><i>Agency Response:</i> The Public Transportation Division has created a plan to submit Charter Service Reports to the Federal Transit Authority (FTA) as outlined in the FTA guidelines. The procedures include: subrecipients submitting Charter Report Forms to Public Transportation Division, MDS reviewing Charter Report Forms and entering/dating reports on Charter Exception Tracking Form, Project Manager reviewing and uploading Charter Reports into the FTA TEAM process within 30 days of the end of each quarter</p> <p>Corrective Action Was Completed On: February 15, 2015</p>

**66.468 CAPITALIZATION GRANTS FOR DRINKING WATER STATE REVOLVING FUNDS****III. Federal Award Findings and Questioned Costs**

U.S. Environmental Protection Agency

N.C. Department of Environment and Natural Resources

For the Fiscal Year Ended June 30, 2014

	Type of Finding/ Questioned Costs	Findings and Recommendations
2014-024	Subrecipient <u>Monitoring:</u>  Significant Deficiency	<p><u>Construction Project Inspections Were Not Monitored by Management to Ensure Timely Performance and Public Health is Protected</u></p> <p>The Department of Environment and Natural Resources does not have a system in place that monitored the inspection process to ensure that inspections are performed timely for drinking water construction projects. If projects are not inspected at each critical stage of construction, it may result in final projects that do not comply with design standards required to protect public drinking water from harmful contaminants. During fiscal year 2014, the Department paid \$23.3 million in federal funds for 50 drinking water construction projects and performed on-site inspections for 28 construction projects that received \$13.9 million in federal funds.</p> <p>Management relies on the project engineers to perform on-site inspections as the engineers feel inspections are necessary. As such, management does not:</p> <ol style="list-style-type: none"> <li>1. maintain a defined site inspection plan for the year to ensure necessary visits are scheduled,</li> <li>2. monitor to ensure site inspections are performed at the appropriate stages in the construction project, and</li> <li>3. have a supervisory review of site inspection documentation for quality.</li> </ol> <p>The Department has a project closeout checklist that requires a final inspection prior to making final payment on the project.</p> <p>Currently the Department only has a Departmental memo that requires construction projects to be inspected at least near project completion to ensure the construction matches the approved plans. Also, the memo states that optional inspections may be conducted as considered necessary throughout the project, but does not define criteria or documentation for making the determination of other necessary inspections.</p> <p>OMB Circular A-133 requires the state to monitor the activities of subrecipients as necessary to ensure that Federal awards are used in compliance with provisions of contracts and that performance goals are achieved.</p> <p><i>Federal Award Information:</i> This finding affects federal awards: FS-98433807 for the award period of July 1, 2008 – September 30, 2013; FS-98433808 for the award period of July 1, 2009 – September 13, 2014; FS-98433809 for the award period of July 1, 2010 – September 13, 2015; FS-98433810 for the award period of July 1, 2011 – September 30, 2016; FS-98433811 for the</p>

**66.468 CAPITALIZATION GRANTS FOR DRINKING WATER STATE REVOLVING FUNDS (continued)****III. Federal Award Findings and Questioned Costs**

U.S. Environmental Protection Agency

N.C. Department of Environment and Natural Resources

For the Fiscal Year Ended June 30, 2014

Type of Finding/ Questioned Costs	Findings and Recommendations
	<p>award period July 1, 2012 – September 30, 2017; FS-98433812 for the award period of July 1, 2013 – September 30, 2018; and FS-98433813 for the award period of July 1, 2013 – September 30, 2018.</p> <p><i>Recommendations:</i> The Department should implement a detailed monitoring plan and tracking system to ensure that drinking water on-site inspections are being performed as required and necessary.</p> <p>Management should implement procedures to ensure site inspections are being completed in accordance with a prescribed plan and perform supervisory review of site inspection documentation.</p> <p><i>Agency Response:</i> Department agrees with the finding. The Department started developing a new construction management standard operating procedure to cover both the Drinking Water State Revolving Fund (DWSRF) program and the Clean Water State Revolving Fund (CWSRF) program in early February 2015. The new procedure will be largely based upon the practices currently used in the management of the CWSRF program (not cited for any findings), but will incorporate some aspects of the DWSRF program. The new procedure will include a mechanism to establish unique inspection plans based on project specific criteria. Supervisory and staff responsibilities will be clearly defined to ensure inspection plans are implemented appropriately.</p> <p>The Department is currently developing a new project database to cover all programs in the Division of Water Infrastructure. The new database will provide tracking of all major project milestones including construction inspections. Due to the scope of this project, there is no firm timeline for the completion of the database at this time. Therefore, in the interim, current databases will be modified to provide additional inspection tracking and reporting to management.</p> <p>The Department expects the draft standard operating procedure to be developed by the end of March and finalized in order to begin staff training by the end of April 2015.</p>



**84.007 FEDERAL SUPPLEMENTAL EDUCATIONAL OPPORTUNITY GRANTS****III. Federal Award Findings and Questioned Costs**

U.S. Department of Education

University of North Carolina at Chapel Hill

For the Fiscal Year Ended June 30, 2014

	Type of Finding/ Questioned Costs	Findings and Recommendations
2014-025	Special Tests and Provisions:  Material Weakness  Material Noncompliance	<p><u>Satisfactory Academic Progress Policy Did Not Meet Federal Requirements</u></p> <p>The University's undergraduate Satisfactory Academic Progress (SAP) policy does not meet the minimum elements required by Federal regulations. As a result, ineligible students could continue receiving assistance, potentially hindering other eligible students from receiving aid. For the fiscal year that ended June 30, 2014, approximately 12,813 students received \$194,741,088 in Title IV federal student financial aid.</p> <p>SAP policies establish criteria to ensure that students continuing to receive assistance have a likelihood of success, to ensure limited funds are used prudently. Federal regulations (34 CFR 668.16(e)) state that institutions must establish, publish, and apply reasonable standards for measuring whether eligible students maintain satisfactory academic progress. The regulations (34 CFR 668.34) further define the specific required elements for an institution's policy to be reasonable.</p> <p>The following elements were omitted from the undergraduate policy:</p> <ul style="list-style-type: none"> <li>• The University's undergraduate SAP policy does not specify the pace at which a student must progress through his/her educational program. Although the University's undergraduate policy requires a completion of a set number of hours at the end of each semester, the policy does not appropriately take into account all hours attempted by the student to determine the completion rate, as required.</li> <li>• The University's undergraduate SAP policy does not describe how a student's GPA is affected by course incompletes, withdrawals, repetitions, or transfers of credit from other institutions.</li> <li>• The University's undergraduate SAP policy does not provide for notifications to students of the results of an evaluation that impacts the student's eligibility for Title IV and HEA programs.</li> </ul> <p><i>Federal Award Information:</i> Award Year July 1, 2013 – June 30, 2014. CFDA 84.007 Federal Supplemental Educational Opportunity Grants (FSEOG); CFDA 84.033 Federal Work Study Program (FWS); CFDA 84.038 Federal Perkins Loans (FPL); CFDA 84.063 Federal Pell Grant Program (Pell); CFDA 84.268 Federal Direct Student Loans (Direct Loan)</p> <p><i>Recommendation:</i> The University should revise its Satisfactory Academic Progress (SAP) policy to include all required elements as defined by the federal regulations.</p>

**84.007 FEDERAL SUPPLEMENTAL EDUCATIONAL OPPORTUNITY GRANTS (continued)****III. Federal Award Findings and Questioned Costs**

U.S. Department of Education

University of North Carolina at Chapel Hill

For the Fiscal Year Ended June 30, 2014

Type of Finding/ Questioned Costs	Findings and Recommendations
	<p data-bbox="534 562 1466 1108"><i>Agency Response:</i> Throughout its history, the University has maintained a single policy to define academic progress for undergraduate students regardless of their receipt of financial aid. The Office of Scholarships and Student Aid recently became aware of limitations within this longstanding academic progress policy and its corresponding procedures, and took action to correct them in early spring 2014. The state audit encompassed the 2013-14 academic year. During the audit entrance interview in June 2014, the University affirmatively and voluntarily disclosed to the Office of the State Auditor that the University had concerns about its prior policy and procedures and that it was in the process of amending its policy and procedures to address the deficiencies that had been identified. The University has implemented a new satisfactory academic progress policy and procedure for purposes of the Title IV federal student financial aid programs, effective with the 2014-15 academic year. The new policy and procedure addresses the prior shortcomings. Furthermore, the new policy and procedure is based on guidance in the U.S. Department of Education's Federal Student Aid Handbook, is now administered by the Office of Scholarships and Student Aid, and is currently in effect for all recipients of need-based financial aid.</p> <p data-bbox="534 1142 1466 1203">Please refer to the new policy included on our website: <a href="http://studentaid.unc.edu/eligibility-for-aid/sap/">http://studentaid.unc.edu/eligibility-for-aid/sap/</a>.</p> <p data-bbox="534 1236 1466 1295">Anticipated Completion Date: Corrective action was completed August 18, 2014.</p>

**84.007 FEDERAL SUPPLEMENTAL EDUCATIONAL OPPORTUNITY GRANTS****III. Federal Award Findings and Questioned Costs**

U.S. Department of Education

Winston-Salem State University

For the Fiscal Year Ended June 30, 2014

	Type of Finding/ Questioned Costs	Findings and Recommendations
2014-026	Special Tests and Provisions:	<u>Required Written Notifications Were Not Supplied to Students</u>
	Material Weakness	The University did not notify students of the amount of funds that the student or his or her parent can expect to receive under each Title IV program. Out of a sample of 60 randomly selected students who received Title IV funds during our audit period, 26 students (43%) did not receive the required written notification letter. As a result, the student or parent is not given the opportunity to make an informed decision about their federal student aid.
	Material Noncompliance	The University did not notify students of the amounts of funds to expect to receive under each Title IV program due to reliance upon the Banner system to send the notification letters automatically. According to the University, a setting within the system was changed by an employee that caused the letters to not be sent, and the Financial Aid Department did not monitor to ensure letters were being sent.
		Federal regulations <sup>2</sup> require the University to notify a student of the amount of funds that the student or his or her parent can expect to receive under each Title IV program, and how and when those funds will be disbursed.
		<i>Federal Award Information:</i> Award Year July 1, 2013 – June 30, 2014. CFDA 84.007 Federal Supplemental Educational Opportunity Grants (FSEOG); CFDA 84.033 Federal Work Study Program (FWS); CFDA 84.038 Federal Perkins Loans (FPL); CFDA 84.063 Federal Pell Grant Program (Pell); CFDA 84.268 Federal Direct Student Loans (Direct Loan)
		<i>Recommendation:</i> The University should implement procedures to ensure that required notifications are being supplied to the student or parent.
		<i>Agency Response:</i> WSSU agrees with the finding that required written notifications were not supplied to students or parents.
		WSSU identified the issues of notifications not being sent in late July/early August of 2014. The issues were subsequently addressed and fixed during the later part August 2014, resolving problem for the 2013-14 award-year as well as subsequent award-years.

<sup>2</sup> 34 CFR section 668.165

**84.010 TITLE I GRANTS TO LOCAL EDUCATIONAL AGENCIES****III. Federal Award Findings and Questioned Costs**

U.S. Department of Education

N.C. Department of Public Instruction

For the Fiscal Year Ended June 30, 2014

	Type of Finding/ Questioned Costs	Findings and Recommendations
2014-027	Subrecipient Monitoring:	<u>Fiscal Monitoring Results Were Not Communicated Timely</u>
	Material Weakness	<p>The Department did not report the results of its fiscal monitoring to subrecipients in a timely manner, preventing subrecipients from taking corrective action. Also, the Department did not ensure subrecipients took corrective action on issues noted during fiscal monitoring visits in a timely manner. Fiscal monitoring includes reviewing subrecipients' expenditures to ensure federal funds are used for allowable costs in accordance with approved budgets and program guidelines.</p> <p>Auditor's reviewed 10 out of 49 fiscal monitoring reports which indicated reports were not completed and communicated timely as well as delays in subrecipients' responses to issues identified. The errors were as follows:</p> <ul style="list-style-type: none"> <li>• Nine out of 10 (90%) reports reviewed were issued between 67 and 134 business days after the date of the visit.</li> <li>• For three out of 10 (30%) reports reviewed, the subrecipients did not submit corrective action plans until 39, 67 and 121 business days after the plan was due to the Department.</li> </ul> <p>As a result, corrective action by subrecipients to monitoring issues was delayed allowing noncompliance with federal program regulations and possible misuse of funds to continue.</p> <p>As of June 2014, the Department did not have a comprehensive policy with a timeline for preparing monitoring reports and communicating results to the subrecipients. However, as of July 2014, the Department has adopted an internal policy to require fiscal monitoring reports be completed and communicated to subrecipients within 45 business days.</p> <p>The Department's policy requires subrecipients to respond to findings within 30 business days of receipt of the report.</p> <p>OMB Circular A-133 regulations require pass-through entities to monitor the activities of subrecipients as necessary to ensure that federal awards are used for authorized purposes in compliance with laws, regulations, and the provisions of contracts or grant agreements and performance goals are achieved. In addition, it requires pass-through entities to ensure subrecipients took appropriate and timely corrective action on its findings.</p> <p>Significant aspects of this finding were reported in the prior year.</p>

**84.010 TITLE I GRANTS TO LOCAL EDUCATIONAL AGENCIES (continued)****III. Federal Award Findings and Questioned Costs**

U.S. Department of Education

N.C. Department of Public Instruction

For the Fiscal Year Ended June 30, 2014

Type of Finding/ Questioned Costs	Findings and Recommendations
	<p><i>Federal Award Information:</i> This finding impacts these federal programs:</p> <ul style="list-style-type: none"> <li>a) Special Education – Grants to States: Federal funding periods: 1) July 1, 2012 – September 30, 2013 (H027A120092A); and 2) July 1, 2013 – September 30, 2014 (H027A130092A).</li> <li>b) Special Education – Preschool Grants: Federal funding periods: 1) July 1, 2012 – September 30, 2013 (H173A120096); and 2) July 1, 2013 – September 30, 2014 (H173A130096).</li> <li>c) Title I Grants to Local Education Agencies: Federal funding periods: 1) July 1 2012 – September 30, 2013 (S010A120033A); and 2) July 1 2013 – September 30, 2014 (S010A130033A).</li> <li>d) Improving Teacher Quality State Grants: Federal funding periods: 1) July 1, 2012 – September 30, 2013 (S367A120032A); and 2) July 1, 2013 – September 30, 2014 (S367A130032A).</li> <li>e) Race to the Top: Federal funding period September 24, 2010 – September 23, 2014 (S395A100069).</li> <li>f) Career and Technical Education: Federal funding period: July 1, 2013 – September 30, 2014 (V048A130033-12A).</li> <li>g) School Improvement Grant: Federal funding periods: 1) July 1, 2012 – September 30, 2013 (S377A120034); and 2) July 1, 2013 – September 30, 2014 (S377A130034).</li> <li>h) School Improvement Grant, Recovery Act: Federal funding period: February 17, 2009 – September 30, 2010 (S388A090034).</li> </ul>

*Recommendations:* The Department should ensure compliance with the new policy for completing and communicating fiscal monitoring results.

The Department should ensure that subrecipients respond with corrective action for noncompliance issues within 30 business days of receipt of their report.

*Agency Response:* The Department concurs with the Auditor's finding and recommendations related to fiscal monitoring. As noted in the auditor's finding, fiscal monitoring policies and procedures establishing appropriate timelines for issuance of monitoring reports and submission of corrective action/responses by subrecipients were implemented effective July 1, 2014. Subrecipient

**84.010 TITLE I GRANTS TO LOCAL EDUCATIONAL AGENCIES (continued)****III. Federal Award Findings and Questioned Costs**

U.S. Department of Education

N.C. Department of Public Instruction

For the Fiscal Year Ended June 30, 2014

	Type of Finding/ Questioned Costs	Findings and Recommendations
		<p>response rate and timeliness improved since the February 2014 implementation of a standard fiscal monitoring cover letter/report that includes language regarding potential consequences for failure to respond. Fiscal monitoring efforts are tracked in a comprehensive tracking log that captures many internal steps occurring between the site visit and closure of the monitoring report by individual subrecipient. Significant dates the log captures include, but are not limited to, the date the monitoring site visit occurs, the date supervisory review of the report occurs, the date the final report is issued, the date a response/corrective action is due back to the agency if applicable, the date the response/corrective action is submitted and finally the date the monitoring cycle for each subrecipient is closed. The tracking log is updated in an ongoing basis throughout the fiscal year. Utilization of the fiscal monitoring cover letter/report templates and the tracking log should continue to significantly reduce the risk of timeliness or incompleteness issues.</p> <p>Corrective action was implemented July 1, 2014.</p>
2014-028	Subrecipient Monitoring:  Significant Deficiency	<p><u>Title I Program Monitoring Visits Not Timely Reviewed for Completeness</u></p> <p>The Department's Title I Grants to Local Education Agencies (Title I) program monitors failed to complete and review monitoring tracking forms. The forms track monitoring procedures from the on-site monitoring visit to the receipt of subrecipients' corrective action plans. The Title I program is used to develop and implement instructional programs designed to help low-income, at risk, students meet the State's challenging academic achievement standards required to move up grade levels and graduate. During the audit period, the Department paid 188 subrecipients approximately \$389 million in Title I funds. The Department monitors subrecipients at least once every three years.</p> <p>Auditors reviewed documentation for 11 out of 51 subrecipient monitoring visits and identified four errors as follows:</p> <ul style="list-style-type: none"> <li>For three out of 11 (27%) tracking forms, the Department failed to review timely. The reviews were seven to twelve months late.</li> <li>One out of 11 (9%) tracking forms was incomplete which questions the integrity of the monitoring procedures.</li> </ul> <p>As a result, monitoring procedures may not be completed and a subrecipient may not take timely corrective action to address monitoring findings. The lack of timely review allowed findings for one subrecipient to go uncorrected for a year. Types of findings include failure to provide parents, upon request,</p>

**84.010 TITLE I GRANTS TO LOCAL EDUCATIONAL AGENCIES** (continued)**III. Federal Award Findings and Questioned Costs**

U.S. Department of Education

N.C. Department of Public Instruction

For the Fiscal Year Ended June 30, 2014

Type of Finding/ Questioned Costs	Findings and Recommendations
	<p>information about the professional qualifications of classroom teachers or failure to make the school's instructional program plans for ensuring students meet academic standards available for parental review.</p> <p>Although Departmental procedures require monitoring procedures to be tracked, supervisory review was not consistently performed to ensure completeness of the monitoring process. The critical procedures being tracked include that the visit occurred, the report was sent to the subrecipient, and the subrecipient took appropriate and timely corrective action on all findings.</p> <p>OMB Circular A-133 regulations require pass-through entities to monitor the activities of subrecipients as necessary to ensure that federal awards are used for authorized purposes in compliance with laws, regulations, and the provisions of contracts or grant agreements and performance goals are achieved.</p> <p>Aspects of this finding were reported in the prior year.</p> <p><i>Federal Award Information:</i> Title I Grants to Local Education Agencies: Federal funding period: July 1, 2013 – September 30, 2014 (S010A130033A).</p> <p><i>Recommendation:</i> The Department should promptly review tracking forms to ensure all monitoring procedures are completed and subrecipients take timely corrective action.</p> <p><i>Agency Response:</i> The Department concurs with the Auditor's finding and recommendation regarding federal program monitoring tracking forms. The Federal Program Monitoring and Support Services' monitoring policies and procedures are in the process of being revised to reflect the implementation of a comprehensive tracking log that will replace individual hard copy tracking forms. The updated policies and procedures will incorporate utilization of a centralized federal program monitoring tracking log that captures many internal steps occurring between the site visit and closure of the monitoring report by subrecipient. Significant dates the log will capture include, but are not limited to, the date the monitoring site visit occurs, the date supervisory review of the report occurs, the date the final report is issued, the date a response/corrective action is due back to the agency if applicable, the date the response/corrective action is submitted and finally the date the monitoring cycle for each subrecipient is closed. The tracking log will be updated in an ongoing basis throughout the fiscal year. Implementation of the tracking log and revision of existing federal program monitoring policies and procedures should significantly reduce the risk of timeliness or incompleteness issues.</p> <p>Expected date of completion: June 30, 2015</p>

**84.010 TITLE I GRANTS TO LOCAL EDUCATIONAL AGENCIES (continued)****III. Federal Award Findings and Questioned Costs**

U.S. Department of Education

N.C. Department of Public Instruction

For the Fiscal Year Ended June 30, 2014

	Type of Finding/ Questioned Costs	Findings and Recommendations
2014-029	Special Tests and Provisions:  Material Weakness  Material Noncompliance	<p><u>Inaccurate School Status Reporting Could Impact Parental School Decision</u></p> <p>The Department of Public Instruction (Department) incorrectly reported the Elementary and Secondary Education Act (ESEA) school status for 156 schools on its public website for North Carolina School Report Cards. The 2012-2013 state school year statuses, released in January 2014, were found to have the following errors:</p> <ul style="list-style-type: none"> <li>• 105 schools were incorrectly reported as reward<sup>3</sup> schools.</li> <li>• 51 schools were not reported as reward schools.</li> </ul> <p>Additionally, the listing of charter schools on the Departments website incorrectly reported 10 charter schools without a status and should have reported them as follows:</p> <ul style="list-style-type: none"> <li>• Four should have been listed as reward schools.</li> <li>• Four should have been listed as priority<sup>4</sup> schools.</li> <li>• Two should have been listed as focus<sup>5</sup> schools.</li> </ul> <p>The failure to accurately report school statuses could mislead parents when making decisions about relocating to or within the state and choosing a school to enroll their children.</p> <p>The Department failed to verify the accuracy of the 2012-2013 school status information and loaded the wrong year's data on the public website. The inaccurate data remained uncorrected until October 2014.</p> <p>The U.S. Department of Education's ESEA Flexibility requires the preparation and dissemination of an annual report card that includes the names of schools identified as reward, priority, or focus schools.</p> <p><i>Federal Award information:</i> Title I Grants to Local Education Agencies: Federal funding period: July 1, 2013 – September 30, 2014 (S010A130033A).</p>

<sup>3</sup> A reward school has demonstrated high student achievement or high student progress over a three year period

<sup>4</sup> A priority school has been identified among the lowest performing schools in the State

<sup>5</sup> A focus school is contributing to the achievement gap in the State or with a graduation rate less than 60 percent over a three year period and is not a priority school



**84.010 TITLE I GRANTS TO LOCAL EDUCATIONAL AGENCIES (continued)****III. Federal Award Findings and Questioned Costs**

U.S. Department of Education

N.C. Department of Public Instruction

For the Fiscal Year Ended June 30, 2014

	Type of Finding/ Questioned Costs	Findings and Recommendations
		<p><i>Recommendation:</i> The Department should ensure procedures are in place to verify the accuracy of school status data prior to the annual release on the public website.</p> <p><i>Agency Response:</i> The Department concurs with the Auditor's finding regarding inaccurate school status reporting. The finding was partially a result of a coding error in the old School Report Cards (SRC) website, which failed to display charter schools. Once identified, the error was immediately corrected. In addition, NCDPI moved to a new technology platform and reworked the SRC website for the 2013-14 school year. The new website allows more opportunity for review by the SRC data providers and LEA staff, which strengthens the review and quality assurance effort. Prior to release, the 2013-14 School Report Cards were reviewed by the DPI staff responsible for the reported data. The SRC coordinators in every LEA and charter school in the state were given over a week to review the data as well. For the 2014-15 release, a test environment for the SRC is being built, which will allow for an even more robust quality assurance and a longer data preview period.</p> <p>Corrective action occurred in October of fiscal year 2014-15.</p>
2014-030	Special Tests and Provisions:  Significant Deficiency	<p><u>Required Verification of Graduation Rates Was Not Performed</u></p> <p>The Department did not monitor Local Education Agencies (LEAs) and charter high schools to verify that the adjustments to the regulatory adjusted cohort<sup>6</sup> and the resulting adjustments to graduation rates were appropriate. The graduation rate is a measure of a school's success that when computed incorrectly could mislead parents when making decisions on where to relocate and choosing schools to enroll their children.</p> <p>As a result, the lack of verification may have allowed inaccurate graduation rates<sup>7</sup> to have gone undetected by the Department. Although there is a risk of inaccuracy, a large number of students would have to be improperly removed from the student count to significantly change the graduation rate. For example, approximately 1300 students would have to be improperly removed from the total student count to increase the graduation rate by 1% based on statewide calculations.</p>

<sup>6</sup> A cohort is made up of a group of first-time 9th graders which form a future graduating class in a specific school, district or state.

<sup>7</sup> The graduation rate is calculated based on the number of students who graduate in 4 years or less with a regular high school diploma divided by the number of students who form the adjusted cohort.

**84.010 TITLE I GRANTS TO LOCAL EDUCATIONAL AGENCIES (continued)****III. Federal Award Findings and Questioned Costs**

U.S. Department of Education

N.C. Department of Public Instruction

For the Fiscal Year Ended June 30, 2014

Type of Finding/ Questioned Costs	Findings and Recommendations
	<p>Although the Department was aware of the documentation verification requirement, it did not implement changes in its monitoring procedures to verify written documentation was maintained to support the removal of a student from the graduation rate calculation. The Department has the final number of students and graduation rates, but it does not have readily available data on the number of students removed prior to the graduation rate calculation to aid in evaluating the accuracy of the graduation rate.</p> <p>Federal regulations (34 CFR 200.19(b)) require the Department to verify that LEAs and charter high schools maintain appropriate written documentation<sup>8</sup> supporting the removal of a student from the calculation to ensure that the graduation rate is accurate and consistently calculated. The process for calculating the graduation rate was established by the U.S. Department of Education to provide parents, educators and community members with a more accurate standardized calculation that would allow for meaningful comparisons across states and school districts.</p> <p><i>Federal Award Information:</i> Title I Grants to Local Education Agencies: Federal Funding Period: July 1, 2013 – September 30, 2014 (S010A130033A).</p> <p><i>Recommendation:</i> The Department should develop and implement monitoring procedures to verify that LEAs and charter high schools maintain appropriate written documentation to support the removal of students from the calculation of the graduation rate.</p> <p><i>Agency Response:</i> The Department concurs with the Auditor's finding and recommendation regarding the verification of graduation rates. Currently, schools enter an exit code into PowerSchool to denote students who should be removed from the denominator of the graduation rate. Also, the Department provides the CGRAUDIT (cohort graduation audit) file and the CGREXIT (cohort graduation rate exit) file to LEAs and charter schools. Any students withdrawn from the cohort are flagged for confirmation. The Department will require LEAs and charter schools to maintain evidence/documentation for each withdrawal to include, but not limited to, certifications of death, transfers to private schools, transfers to homeschools, certifications of the student(s) leaving the state or country, and certifications of the student(s) being in a detention center. The LEA or school accountability director/test coordinator and the respective superintendent will verify the evidence/documentation and sign and date the required End of Year Data Collection Sign Off, which is provided</p>

<sup>8</sup> Appropriate written documentation to support adjustments to a cohort may include an obituary or written statement from the parent when a student dies or a request for student records from the public or private high school when a student transfers to another state or emigrates to another country.

**84.010    TITLE I GRANTS TO LOCAL EDUCATIONAL AGENCIES** (continued)

**III. Federal Award Findings and Questioned Costs**

U.S. Department of Education  
N.C. Department of Public Instruction  
For the Fiscal Year Ended June 30, 2014

Type of Finding/ Questioned Costs	Findings and Recommendations
	to the Department's Division of Accountability Services. The Department will inform LEAs and charter schools of the evidence/documentation requirements effective with the 2015-16 school year.

**84.027 SPECIAL EDUCATION – GRANTS TO STATES****III. Federal Award Findings and Questioned Costs**

U.S. Department of Education

N.C. Department of Public Instruction

For the Fiscal Year Ended June 30, 2014

	Type of Finding/ Questioned Costs	Findings and Recommendations
2014-031	Subrecipient <u>Monitoring:</u>  Material Weakness	<u>Fiscal Monitoring Results Were Not Communicated Timely</u>  The Department did not report the results of its fiscal monitoring to subrecipients in a timely manner, preventing subrecipients from taking corrective action. Also, the Department did not ensure subrecipients took corrective action on issues noted during fiscal monitoring visits in a timely manner. Fiscal monitoring includes reviewing subrecipients' expenditures to ensure federal funds are used for allowable costs in accordance with approved budgets and program guidelines. See finding 2014-027 for a description.

**84.031 HIGHER EDUCATION – INSTITUTIONAL AID****III. Federal Award Findings and Questioned Costs**

U.S. Department of Education

Fayetteville State University

For the Fiscal Year Ended June 30, 2014

	Type of Finding/ Questioned Costs	Findings and Recommendations
2014-032	Procurement and Suspension and Debarment:	<u>Lack of Verification to Ensure the University is Not Contracting with Debarred Vendors</u>
	Material Weakness	<p>The University did not timely verify that their vendors were not suspended or debarred<sup>9</sup> from doing business with the federal government. During fiscal year 2014, the University paid \$1,184,028 from federal funds to 19 vendors who are subject to this verification.</p> <p>During the review of all vendors subject to verification, the University did not follow proper verification procedures in 11 (58%) instances:</p> <ul style="list-style-type: none"> <li>For eight of the 19 (42%) vendors reviewed, the University could provide no evidence that the verification of eligibility had taken place within the appropriate time frame established by the University.</li> <li>In three out of the 19 (16%) vendors reviewed, the University could provide no evidence that the verification had taken place at all.</li> </ul> <p>Because the University did not timely verify that their vendors were not suspended or debarred, there was an increased risk that the University would be defrauded by entering into transactions with unscrupulous vendors. This increased the likelihood that federal funds would not be available to support improvements in educational quality, management, and financial stability of the university.</p> <p>The University did not timely verify that vendors were not debarred because there was not a system in place to track that all verifications were completed.</p> <p>Federal regulations<sup>10</sup> state that non-federal entities are prohibited from contracting with or making subawards under covered transactions to parties that are suspended or debarred and must verify that the entity is not suspended or debarred or otherwise excluded from participating in the transaction. University purchasing policy states that the University will review vendor suspension and debarment status at least once per year to comply with Federal regulations.</p> <p><i>Federal Award Information:</i> This finding impacts CFDA 84.031 Higher Education Institutional Aid: Federal award P031B100016 for years October 1, 2012 – September 30, 2013 and October 1, 2013 – September 30, 2014; and</p>
	Material Noncompliance	

<sup>9</sup> Debarment is the state of being excluded from enjoying certain rights, privileges, or practices and act of prevention by legal means. Companies can be debarred from contracts due to allegations of fraud, mismanagement, and similar improprieties.

<sup>10</sup> Office of Management and Budget (OMB) Circular A-133 2014 Compliance Supplement, Part 3, Section I.

**84.031 HIGHER EDUCATION – INSTITUTIONAL AID (continued)****III. Federal Award Findings and Questioned Costs**

U.S. Department of Education

Fayetteville State University

For the Fiscal Year Ended June 30, 2014

Type of Finding/ Questioned Costs	Findings and Recommendations
	<p>Federal award P031B0120554 for years October 1, 2012 – September 30, 2013 and October 1, 2013 – September 30, 2014.</p> <p><i>Recommendation:</i> The University should implement a system to ensure that the University verifies annually that vendors with whom a financial relationship exists are not suspended or debarred.</p> <p><i>Agency Response:</i> The University agrees with the finding and recommendation. We are pleased to report that Fayetteville State University does not have any documented contracts with any debarred vendors for the financial period ended June 30, 2014. The University has implemented standards and controls; however, these mitigating controls have not been consistently administered during the past fiscal year. To improve the process, management will be providing professional development training to the Purchasing staff on the Single Audit Debarred Vendor Standards. Additionally, during our bi-monthly Business and Finance status meetings, we will address and place increased emphasis on the Debarred Vendor Transactions Certification process. Moreover, our Systems and Procedures Office is in the process of developing an electronic validation certification process within SciQuest. This electronic purchase to payment portal will require the debarred vendor certification for qualifying payments. Further, the Systems and Procedures Office will develop diagnostic reports for qualifying payments to validate required debarred vendor certifications which are documented in SciQuest and prerequisite vendor record files.</p>

**84.033 FEDERAL WORK-STUDY PROGRAM****III. Federal Award Findings and Questioned Costs**

U.S. Department of Education

University of North Carolina at Chapel Hill

For the Fiscal Year Ended June 30, 2014

	Type of Finding/ Questioned Costs	Findings and Recommendations
2014-033	Special Tests and <u>Provisions:</u>  Material Weakness  Material Noncompliance	<u>Satisfactory Academic Progress Policy Did Not Meet Federal Requirements</u>  The University's undergraduate Satisfactory Academic Progress (SAP) policy does not meet the minimum elements required by Federal regulations. As a result, ineligible students could continue receiving assistance, potentially hindering other eligible students from receiving aid. For the fiscal year that ended June 30, 2014, approximately 12,813 students received \$194,741,088 in Title IV federal student financial aid. See finding 2014-025 for a description.

**84.033 FEDERAL WORK-STUDY PROGRAM****III. Federal Award Findings and Questioned Costs**

U.S. Department of Education

Winston-Salem State University

For the Fiscal Year Ended June 30, 2014

	Type of Finding/ Questioned Costs	Findings and Recommendations
2014-034	Special Tests and <u>Provisions:</u>  Material Weakness  Material Noncompliance	<u>Required Written Notifications Were Not Supplied to Students</u>  The University did not notify students of the amount of funds that the student or his or her parent can expect to receive under each Title IV program. Out of a sample of 60 randomly selected students who received Title IV funds during our audit period, 26 students (43%) did not receive the required written notification letter. As a result, the student or parent is not given the opportunity to make an informed decision about their federal student aid. See finding 2014-026 for a description.



**84.038    FEDERAL PERKINS LOAN PROGRAM – FEDERAL CAPITAL CONTRIBUTIONS****III. Federal Award Findings and Questioned Costs**

U.S. Department of Education

University of North Carolina at Chapel Hill

For the Fiscal Year Ended June 30, 2014

	Type of Finding/ Questioned Costs	Findings and Recommendations
2014-035	Special Tests and <u>Provisions:</u>  Material Weakness  Material Noncompliance	<u>Satisfactory Academic Progress Policy Did Not Meet Federal Requirements</u>  The University's undergraduate Satisfactory Academic Progress (SAP) policy does not meet the minimum elements required by Federal regulations. As a result, ineligible students could continue receiving assistance, potentially hindering other eligible students from receiving aid. For the fiscal year that ended June 30, 2014, approximately 12,813 students received \$194,741,088 in Title IV federal student financial aid. See finding 2014-025 for a description.

**84.038 FEDERAL PERKINS LOAN PROGRAM – FEDERAL CAPITAL CONTRIBUTIONS****III. Federal Award Findings and Questioned Costs**

U.S. Department of Education

Winston-Salem State University

For the Fiscal Year Ended June 30, 2014

	Type of Finding/ Questioned Costs	Findings and Recommendations
2014-036	Special Tests and <u>Provisions:</u>  Material Weakness  Material Noncompliance	<u>Required Written Notifications Were Not Supplied to Students</u>  The University did not notify students of the amount of funds that the student or his or her parent can expect to receive under each Title IV program. Out of a sample of 60 randomly selected students who received Title IV funds during our audit period, 26 students (43%) did not receive the required written notification letter. As a result, the student or parent is not given the opportunity to make an informed decision about their federal student aid. See finding 2014-026 for a description.

**84.048 CAREER AND TECHNICAL EDUCATION – BASIC GRANTS TO STATES****III. Federal Award Findings and Questioned Costs**

U.S. Department of Education

N.C. Department of Public Instruction

For the Fiscal Year Ended June 30, 2014

	Type of Finding/ Questioned Costs	Findings and Recommendations
2014-037	Subrecipient <u>Monitoring:</u>  Material Weakness	<u>Fiscal Monitoring Results Were Not Communicated Timely</u>  The Department did not report the results of its fiscal monitoring to subrecipients in a timely manner, preventing subrecipients from taking corrective action. Also, the Department did not ensure subrecipients took corrective action on issues noted during fiscal monitoring visits in a timely manner. Fiscal monitoring includes reviewing subrecipients' expenditures to ensure federal funds are used for allowable costs in accordance with approved budgets and program guidelines. See finding 2014-027 for a description.

**84.063 FEDERAL PELL GRANT PROGRAM****III. Federal Award Findings and Questioned Costs**

U.S. Department of Education

Elizabeth City State University

For the Fiscal Year Ended June 30, 2014

	Type of Finding/ Questioned Costs	Findings and Recommendations
2014-038	Special Tests and Provisions:  Material Weakness  Questioned Cost Finding  \$1,313	<p><u>Error in Calculation for Return of Title IV Funds</u></p> <p>The University incorrectly calculated how much money to return to the Title IV program after students supported by the program withdrew from school. The calculations were also untimely.</p> <p>As a result, the University had more than \$18,300 in incorrect or late payments to the Title IV program that could have been allocated to support other students.</p> <p>The University's calculations for how much to return to Title IV failed to include amounts for unofficial student withdrawals. For the fiscal year ended June 30, 2014, eight students received all grades of FA (Failure due to absenteeism). These students received \$46,981 in Title IV funds, and \$14,134.84 of this amount should have been calculated into the amounts to be returned. Additionally, two students who officially withdrew from all classes during the Spring 2014 semester were not included in the University's original calculation of return of Title IV funds, resulting in \$4,201.93 being returned late.</p> <p>Federal regulations (34 CFR 668.22(a)(1) through (a)(5)) states that if the total amount of assistance earned by the student is less than the amount that was disbursed to the student or on his or her behalf as of the of the institution's determination that the student withdrew, the difference must be returned to the Title IV programs.</p> <p>The regulations (34 CFR sections 668.22(c) and (d)) also state that if the student ceases attendance without providing official notification to the institution of his or her withdrawal, the midpoint of the payment period, or if applicable, the period of enrollment is the withdrawal date.</p> <p>Additionally, regulation ((34 CFR section 668.173(b)) requires that returns of Title IV funds be deposited or transferred into the Student Financial Aid account or that electronic fund transfers be initiated to ED or the appropriate FFEL lender as soon as possible, but no later than 45 days after the date the institution determines that the student withdrew.</p> <p><i>Federal Award Information:</i> Award Year July 1, 2013 – June 30, 2014. CFDA 84.063 Federal Pell Grant Program (Pell); CFDA 84.268 Federal Direct Student Loans (Direct Loan)</p> <p><i>Recommendation:</i> The University should design and implement effective procedures to ensure that required calculations for returns of Title IV are</p>

**84.063 FEDERAL PELL GRANT PROGRAM (continued)****III. Federal Award Findings and Questioned Costs**

U.S. Department of Education

Elizabeth City State University

For the Fiscal Year Ended June 30, 2014

Type of Finding/ Questioned Costs	Findings and Recommendations
	<p>complete and accurate and funds are returned on a timely basis in accordance with federal compliance requirements.</p> <p><i>Agency Response:</i> The Director for Financial Aid will ensure that the following procedures are implemented immediately to ensure required calculations for the return of Title IV funds are complete, accurate, and returned on a timely basis. Further, Financial Aid will apply this procedure retrospectively starting with July 1, 2014.</p> <p>Official Withdrawals</p> <ul style="list-style-type: none"><li>• A monthly report from the Testing/Counseling of all students that have “officially” withdrawn from ECSU will be obtained by Financial Aid.</li><li>• Financial Aid will evaluate the report to determine which students received federal funding and will conduct a return to Title IV calculation to determine if there are “unearned” funds that must be returned to the awarding agency.</li><li>• Financial Aid will send a memo to Student Accounts of the Title IV funds that need to be returned listing the student, award agency, and amount.</li><li>• Financial Aid will send a letter to the student’s permanent address on file advising them of the amount of “unearned” aid that was returned to the awarding agency based on the official withdrawal date.</li><li>• Student Accounts will notify Contracts and Grants the amount to be returned electronically to the awarding agency and will also collect any balances due from the student.</li></ul> <p>Unofficial Withdrawals</p> <ul style="list-style-type: none"><li>• Financial Aid will contact Institutional Research one week following the submission of mid-term grades requesting a report of all students that received a grade of “FA” in all of their coursework.</li><li>• Financial Aid will then contact the professors of the students identified to determine the last day that the student attended the class.</li></ul>

**84.063 FEDERAL PELL GRANT PROGRAM (continued)****III. Federal Award Findings and Questioned Costs**

U.S. Department of Education

Elizabeth City State University

For the Fiscal Year Ended June 30, 2014

Type of Finding/ Questioned Costs	Findings and Recommendations
	<ul style="list-style-type: none"><li>• The last day that student attended the class will be used and the "unofficial" withdrawal date for the return to Title IV calculation.</li><li>• Financial Aid will send a memo to Student Accounts of the Title IV funds that need to be returned listing the student, award agency, and amount.</li><li>• Financial Aid will send a letter to the student's permanent address on file advising them of the amount of "unearned" aid that was returned to the awarding agency based on the official withdrawal date.</li><li>• Student Accounts will notify Contracts and Grants the amount to be returned electronically to the awarding agency and will also collect any balances due from the student.</li></ul>

**84.063 FEDERAL PELL GRANT PROGRAM****III. Federal Award Findings and Questioned Costs**

U.S. Department of Education

University of North Carolina at Chapel Hill

For the Fiscal Year Ended June 30, 2014

	Type of Finding/ Questioned Costs	Findings and Recommendations
2014-039	Special Tests and <u>Provisions:</u>  Material Weakness  Material Noncompliance	<u>Satisfactory Academic Progress Policy Did Not Meet Federal Requirements</u>  The University's undergraduate Satisfactory Academic Progress (SAP) policy does not meet the minimum elements required by Federal regulations. As a result, ineligible students could continue receiving assistance, potentially hindering other eligible students from receiving aid. For the fiscal year that ended June 30, 2014, approximately 12,813 students received \$194,741,088 in Title IV federal student financial aid. See finding 2014-025 for a description.

**84.063 FEDERAL PELL GRANT PROGRAM****III. Federal Award Findings and Questioned Costs**

U.S. Department of Education

University of North Carolina at Pembroke

For the Fiscal Year Ended June 30, 2014

	Type of Finding/ Questioned Costs	Findings and Recommendations
2014-040	Special Tests and Provisions:  Material Weakness  Material Noncompliance	<p><u>Enrollment Reporting Errors Threaten Eligibility for Title IV Student Aid</u></p> <p>The University did not timely report changes to the enrollment status of students that received federal student aid to the National Student Loan Data System (NSLDS). The University had 1,050 students that received \$5,024,936.93 in federal student financial assistance subject to this reporting.</p> <p>Out of a sample of 60 students who received federal financial assistance and whose enrollment status changed, 47 (78%) did not meet the federal compliance requirements:<sup>11</sup></p> <ul style="list-style-type: none"> <li>• In 44 of the sample items not in compliance, the changes in enrollment statuses were one day to 175 days late.</li> <li>• In three of the sample items not in compliance, the changes in enrollment statuses were never reported</li> </ul> <p>Further analysis revealed that all students who graduated during the 2013-2014 academic year (790 students) were reported to NSLD inaccurately as withdrawn or still enrolled.</p> <p>Information in NSLDS that is not reported timely by the University may interfere with a student's loan privileges, deferment privileges, grace periods, and other considerations including the evaluation and funding of the Title IV programs by the Department of Education. Further, the University could have had its eligibility for Title IV federal student financial aid revoked.</p> <p>The University did not timely report enrollment status changes of students that received federal student aid because employees did not know it was their responsibility to ensure that the information reported to NSLDS was in agreement with the University records.</p> <p>Federal regulations require the University to notify NSLDS within 30 days of a change in student status for those students that received Pell Grant and Federal Direct Loan funds. In addition, the NSLDS Enrollment Reporting Guide states the University is ultimately responsible for timely and accurate reporting.</p> <p><i>Federal Award Information:</i> Award Year July 1, 2013 – June 30, 2014, CFDA 84.063 Federal Pell Grant Program (Pell); CFDA 84.268 Federal Direct Student Loans (Direct Loan).</p>

<sup>11</sup> 34 CFR sections 682.610, 685.309 and 690.83



**84.063 FEDERAL PELL GRANT PROGRAM (continued)****III. Federal Award Findings and Questioned Costs**

U.S. Department of Education  
University of North Carolina at Pembroke  
For the Fiscal Year Ended June 30, 2014

Type of Finding/ Questioned Costs	Findings and Recommendations
	<p><i>Recommendation:</i> The University should ensure required student enrollment changes are reported timely and accurately to the Department of Education.</p> <p><i>Agency Response:</i> We agree with the auditor's comments, and the following actions were taken to correct the deficiencies. The Registrar's Office contacted the National Student Loan Clearinghouse November 20, 2014 and updated UNCP's profile to include the transmission of our graduated student file to the National Student Loan Data System (NSLDS). In January 2015, the Financial Aid Director selected a sample of students who graduated in December 2014 and verified NSLDS correctly reflected these students' status as '<i>graduated</i>'. Going forward, the Director of Financial Aid (or his/her designee) will conduct a similar review in January and June of each year to ensure that student statuses are correctly updated to '<i>graduated</i>'. Because of complications in correcting older file submissions, the status of graduates from the audit year (2013-2014) will require more time to be updated in NSLDS, but updates should be completed by June 30, 2015.</p>

**84.063 FEDERAL PELL GRANT PROGRAM****III. Federal Award Findings and Questioned Costs**

U.S. Department of Education

Winston-Salem State University

For the Fiscal Year Ended June 30, 2014

	Type of Finding/ Questioned Costs	Findings and Recommendations
2014-041	Special Tests and Provisions:	<u>Enrollment Reporting Errors Threaten Eligibility for Title IV Student Aid</u>
	Material Weakness	The University did not timely report changes to the enrollment status of students that received federal student aid to the National Student Loan Data System (NSLDS). The University had 1,384 students that received \$5,586,603 in federal student financial assistance subject to this reporting.
	Material Noncompliance	<p>Out of a sample of 60 students who received federal student financial assistance and whose enrollment status changed, 31 (52%) did not meet the federal compliance requirements.<sup>12</sup></p> <ul style="list-style-type: none"> <li>• In 27 of the sample items not in compliance, the changes in enrollment statuses were 29 to 89 days late.</li> <li>• In four of the sample items not in compliance, the changes in enrollment statuses were never reported.</li> </ul> <p>Information in NSLDS that is not reported timely by the University may interfere with a student's loan privileges, deferment privileges, grace periods, and other considerations including the evaluation and funding of the Title IV programs by the Department of Education. Further, the University could have had its eligibility for Title IV federal student financial aid revoked.</p> <p>According to the University, enrollment status changes of students that received federal student aid were not reported timely because employees relied upon the National Student Clearinghouse (NSC), a third party service provider, to ensure the reporting was timely. Additionally, employees stated they did not understand it was their responsibility to ensure that the information reported to NSLDS was in agreement with the University records, therefore no control system was in place to ensure the reporting was being performed as required.</p> <p>Federal regulations require the University to notify NSLDS within 30 days of a change in student status for those students that received Pell Grant and Federal Direct Loan funds. In addition, the NSLDS Enrollment Reporting Guide states the University is ultimately responsible for timely and accurate reporting.</p> <p><i>Federal Award Information:</i> Award Year July 1, 2013 – June 30, 2014. CFDA 84.063 Federal Pell Grant Program (Pell); CFDA 84.268 Federal Direct Student Loans (Direct Loan)</p>

<sup>12</sup> 34 CFR sections 682.610, 685.309, and 690.83

**84.063 FEDERAL PELL GRANT PROGRAM (continued)****III. Federal Award Findings and Questioned Costs**

U.S. Department of Education

Winston-Salem State University

For the Fiscal Year Ended June 30, 2014

Type of Finding/ Questioned Costs		Findings and Recommendations
		<p><i>Recommendation:</i> The University should implement procedures to ensure required student enrollment changes are reported timely and accurately to the Department of Education.</p> <p><i>Agency Response:</i> Winston-Salem State University (WSSU) agrees with the finding that there were enrollment reporting errors which threaten eligibility for Title IV Student Aid.</p> <p>WSSU has determined that some of the identified issues with enrollment reporting have been resolved. Resolution for the remaining issues will be completed by March 27, 2015.</p>
2014-042	Special Tests and Provisions:  Material Weakness  Material Noncompliance	<p><u>Required Written Notifications Were Not Supplied to Students</u></p> <p>The University did not notify students of the amount of funds that the student or his or her parent can expect to receive under each Title IV program. Out of a sample of 60 randomly selected students who received Title IV funds during our audit period, 26 students (43%) did not receive the required written notification letter. As a result, the student or parent is not given the opportunity to make an informed decision about their federal student aid. See finding 2014-026 for a description.</p>

**84.126 REHABILITATION SERVICES – VOCATIONAL REHABILITATION GRANTS TO STATES****III. Federal Award Findings and Questioned Costs**

U.S. Department of Education

N.C. Department of Health and Human Services

For the Fiscal Year Ended June 30, 2014

	Type of Finding/ Questioned Costs	Findings and Recommendations
2014-043	<p data-bbox="292 556 519 619"><u>Allowable Costs/ Cost Principles:</u></p> <p data-bbox="292 619 519 682">Material Weakness</p> <p data-bbox="292 682 519 766">Material Noncompliance</p> <p data-bbox="292 766 519 871">Questioned Cost Finding \$3,586</p>	<p data-bbox="519 556 1476 588"><u>Errors in Claims Payment Process</u></p> <p data-bbox="519 588 1476 766">The Department processed more than 127,000 payments for services totaling more than \$44 million during state fiscal year 2014. Thirty-two out of a sample of 100 (32%) payments contained errors. The total errors identified resulted in net overpayments of \$4,557 and federal question costs of \$3,586.</p> <p data-bbox="519 766 1476 934">OMB A-133 Section .510(a)(3) requires auditors to report known questioned costs when likely questioned costs are greater than \$10,000. Even though sample results identified only \$3,586 in questioned costs, if tests were extended to the entire population, questioned costs would likely exceed \$10,000 and could be material to the program.</p> <p data-bbox="519 934 1476 997">Examples of some of the errors noted included:</p> <ul data-bbox="519 997 1476 1291" style="list-style-type: none"> <li data-bbox="519 997 1476 1060">• Provided service was not on the individual's plan of employment</li> <li data-bbox="519 1060 1476 1123">• Service provided was unnecessary to obtain or retain employment</li> <li data-bbox="519 1123 1476 1228">• Payment amount was calculated incorrectly and/or paid at the wrong amount</li> <li data-bbox="519 1228 1476 1291">• Payment amount did not apply available third party benefits first</li> </ul> <p data-bbox="519 1291 1476 1375">In addition, clients' third party benefits were not verified for 32 out of the sample of 100 (32%) payments.</p> <p data-bbox="519 1375 1476 1501">As a result, the Department made at least \$4,557 of improper payments of program funds that could have been used to provide services to other eligible clients or reduce the cost of the program.</p> <p data-bbox="519 1501 1476 1690">The benefit determinations made by counselors and the supporting documentation receive only a limited supervisory review. In addition, the Department did not make the appropriate changes to its current program benefits system for current Medicaid rates; therefore, causing payments to be made at incorrect rates.</p> <p data-bbox="519 1690 1476 1816">OMB Circular A-87 requires costs to be adequately documented, authorized by and consistent with regulations, in conformity with conditions of the federal award, necessary, and reasonable.</p> <p data-bbox="519 1816 1476 1862">Similar aspects of this finding were reported in previous years.</p>

**84.126 REHABILITATION SERVICES – VOCATIONAL REHABILITATION GRANTS TO STATES**

(continued)

**III. Federal Award Findings and Questioned Costs**

U.S. Department of Education

N.C. Department of Health and Human Services

For the Fiscal Year Ended June 30, 2014

Type of Finding/ Questioned Costs	Findings and Recommendations
	<p><i>Federal Award Information:</i> This finding affects the Rehabilitation Services – Vocational Rehabilitation Grants to States federal grant awards H126A120049, H126A120050, H126A130049, H126A130050, H126A140049, and H126A140050 for the federal fiscal years ended September 30, 2012 to 2014.</p> <p><i>Recommendations:</i> The Department should implement procedures to ensure the rates in the program benefit system are consistently updated with the most current rates.</p> <p>The Department should ensure payments are calculated accurately and are supported.</p> <p><i>Agency Response:</i> The sample of claims reviewed were processed by the legacy CATS and ESS claims processing systems, which were replaced effective July 1, 2014 with BEAM.</p> <p>As planned prior to the audit, the Department will form a work group in April 2015 to review the casework service policy to determine a need for any programmatic changes. The Department will also utilize the work group to review contracts to address the payment rate inconsistencies cited in the finding. Based on the work group's recommendations, agreements will be revised as necessary to ensure they are consistent with the allowable rates established in casework policy. In addition, payment deficiencies identified in the finding will be corrected by October 15, 2015.</p> <p>The Department updated its policy to clarify requirements and procedures for waiving comparable benefits for diagnostic services. The policy change will ensure compliance with federal regulations and strengthen the maintenance of required documentation regarding the waiver of comparable benefits. The policy update is anticipated to be implemented April 15, 2015.</p> <p>The Department will enhance its processing of claims based on the current Medicaid rate when applicable by implementing a web service between the BEAM system and NCTracks to provide current Medicaid pricing information for medical, pharmacy, and institutional claims. The Change Service Request for the web service project has been approved and implementation is currently scheduled for July 1, 2015.</p> <p>The Department will ensure that timely follow up occurs for the collection or payment of the identified over and underpaid claims. The anticipated completion date is June 30, 2015.</p>

**84.126 REHABILITATION SERVICES – VOCATIONAL REHABILITATION GRANTS TO STATES**

(continued)

**III. Federal Award Findings and Questioned Costs**

U.S. Department of Education

N.C. Department of Health and Human Services

For the Fiscal Year Ended June 30, 2014

	Type of Finding/ Questioned Costs	Findings and Recommendations
2014-044	<u>Allowable Costs/ Cost Principles:</u>	<u>Management Did Not Take Full Corrective Action on Prior Recommendations</u>
	Material Weakness	The Department of Health and Human Services (Department) management did not take full corrective action on prior year audit findings for three major federal programs audited for the current fiscal year ended June 30, 2014.
	<u>Eligibility</u>	
	Material Weakness	Because management did not implement full corrective action, the following are findings in the current year:
		<u>Rehabilitation Services - Vocational Rehabilitation Grants to States</u>
		Errors in Claims Payment Process – The Department made payments to providers that did not comply with federal cost requirements for the program. As described in current year finding 2014-043, audit tests indicated a continuation in payment errors.
		Deficiencies in Participant Eligibility Documentation – The Department did not maintain documentation to support accurate and timely eligibility determinations for the program. As described in current year finding 2014-045, audit tests indicated a continuation in documentation errors.
		<u>Medical Assistance Program</u>
		Deficiencies in Provider Enrollment and Termination Processes – The Department continued to inadequately monitor the contracted service provider to ensure eligible medical providers are enrolled and ineligible providers are terminated from the program. As described in current year finding 2014-080, audit tests indicated an increase in enrollment and termination errors.
		Deficiencies with Program Integrity Functions – As described in current year finding 2014-082, the Department continued to inadequately track and review case investigations.
		<u>Block Grants For Prevention and Treatment of Substance Abuse</u>
		Monitoring Procedures Need Improvement – As described in current year finding 2014-089, the Department did not ensure Local Management Entities complied with applicable laws and regulations.
		Failure to implement corrective action in a timely way to ensure compliance allows federal funds to potentially be used for unallowable expenditures.

**84.126 REHABILITATION SERVICES – VOCATIONAL REHABILITATION GRANTS TO STATES**

(continued)

**III. Federal Award Findings and Questioned Costs**

U.S. Department of Education

N.C. Department of Health and Human Services

For the Fiscal Year Ended June 30, 2014

Type of Finding/ Questioned Costs	Findings and Recommendations
	<p>Although the Department identified corrective action plans to address these deficiencies in prior years, management did not follow through to ensure corrective actions were taken.</p> <p>OMB Circular A-133 section .300 requires that state agencies maintain internal control over federal programs to ensure compliance with federal regulations. It further states that auditees are responsible for following up and taking corrective action for audit findings.</p> <p><i>Federal Award Information:</i> This finding affects the following programs and awards:</p> <p>CFDA #84.126 – Rehabilitation Services - Vocational Rehabilitation Grants to States</p> <p>This finding affects federal grant awards H126A120049, H126A120050, H126A130049, and H126A130050 for the federal fiscal years ended September 30, 2012, and 2013, respectively.</p> <p>CFDA # 93.778 – Medical Assistance Program</p> <p>This finding affects federal grant awards 05-1205NC5MAP and 05-1305NC5MAP for the federal fiscal years ended September 30, 2012, and 2013, respectively.</p> <p>CFDA #93.959 – Block Grants for Prevention and Treatment of Substance Abuse</p> <p>This finding affects federal grant awards TI010032-12 and TI010032-13 for the federal fiscal years ended September 30, 2012, and 2013, respectively.</p> <p><i>Recommendations:</i> The Department should ensure corrective action plans are finalized by planned completion dates.</p> <p>Management should hold responsible individuals accountable to ensure corrective action is taken.</p> <p><i>Agency Response:</i> The Department has partially resolved most of the referenced prior year audit findings and full resolution is anticipated during 2015. Corrective action plans were developed in response to the referenced findings and are being implemented.</p>

**84.126 REHABILITATION SERVICES – VOCATIONAL REHABILITATION GRANTS TO STATES**

(continued)

**III. Federal Award Findings and Questioned Costs**

U.S. Department of Education

N.C. Department of Health and Human Services

For the Fiscal Year Ended June 30, 2014

Type of Finding/ Questioned Costs	Findings and Recommendations
	<p>Departmental management and the Office of the Internal Auditor have and will continue to monitor the implementation of corrective actions in a timely manner.</p> <p>The Department's response to this finding is included in its response to each of the referenced findings.</p>
<p>2014-045      <u>Eligibility:</u></p> <p>Significant Deficiency</p>	<p><u>Deficiencies in Participant Eligibility Documentation</u></p> <p>Twenty-nine client files out of a sample of 100 (29%) contained documentation errors. Although auditors found documentation errors, all clients tested met the key eligibility requirements for the program. Examples of errors include:</p> <ul style="list-style-type: none"> <li>• Missing parental / guardian signature on minors' application</li> <li>• Clients' assets related to the financial need not verified</li> <li>• Eligibility decisions not made within 60 days or within the documented extension period</li> </ul> <p>In addition, clients' identity verification was insufficiently documented for 44 out of the sample of 100 (44%) payments.</p> <p>As a result, there is an increased risk that federal funds could be provided to an ineligible recipient or that an eligible recipient could be denied needed funds.</p> <p>The eligibility determination process is a complex manual process and there is a limited supervisory review of counselors' determinations. In addition, there was no consistent organization of the information maintained in the clients' case files.</p> <p>OMB Circular A-87 requires that costs be adequately documented. Also, federal regulation 34 CFR 361 requires designated state units to maintain, for each applicant determined to be eligible, documentation to support that eligibility determination.</p> <p>The Department's program policies and procedures require that an eligibility determination be made within a reasonable time not to exceed 60 days from the date the individual submitted an application for services.</p> <p>Similar aspects of this finding were reported in previous years.</p>



## 84.126 REHABILITATION SERVICES – VOCATIONAL REHABILITATION GRANTS TO STATES (continued)

### III. Federal Award Findings and Questioned Costs

U.S. Department of Education

N.C. Department of Health and Human Services

For the Fiscal Year Ended June 30, 2014

Type of Finding/ Questioned Costs	Findings and Recommendations
	<p><i>Federal Award Information:</i> This finding affects the Rehabilitation Services – Vocational Rehabilitation Grants to States federal grant awards H126A120049, H126A120050, H126A130049, H126A130050, H126A140049, and H126A140050 for the federal fiscal years ended September 30, 2012 to 2014.</p> <p><i>Recommendations:</i> The Department should strengthen the review of counselors' eligibility determinations to ensure that determinations are accurate and documented.</p> <p>Also a consistent structure should be established for the information maintained in client case files to ensure that all required information is acquired, verified, and documented. Counselor training should be conducted to ensure the structure is consistently applied.</p> <p><i>Agency Response:</i> The Department has established the following procedures to ensure eligibility determinations are accurate, well-documented, and address other deficiencies cited in the finding:</p> <p><u>Signature Issues:</u> In previous years, a "parental letter" was sent home to the parent/guardian of the applicant before initiating the application process to explain the vocational rehabilitation (VR) program and obtain their signed consent for their child to apply for services. On July 1, 2014, the Department's Division of Vocational Rehabilitation (DVR) strengthened this process whereby the actual "VR Application" is sent home to the parent along with the "parental letter". Both forms must be signed and returned to the Division before a staff member meets with the minor child for intake.</p> <p><u>Client Assets/Financial Need:</u> The Department's new automated case management system (BEAM), effective as of July 1, 2014, is programmed to ensure that cases cannot progress to the plan development phase without completing a financial need survey (FNS) form and establishing the appropriate financial determination. The system ensures that all proper financial documentation, signatures, and forms are in place prior to any status change to the Individualized Plan of Employment (IPE). Additionally, the Department strengthened the verification of client financial resources by updating policy to require 3 months of banking account statements for all bank accounts for individuals determined to be part of the "net family unit." Any excess resources determined from the banking statements must be accounted for on the "financial needs" form.</p>

**84.126 REHABILITATION SERVICES – VOCATIONAL REHABILITATION GRANTS TO STATES**  
(continued)**III. Federal Award Findings and Questioned Costs**

U.S. Department of Education

N.C. Department of Health and Human Services

For the Fiscal Year Ended June 30, 2014

Type of Finding/ Questioned Costs	Findings and Recommendations
	<p><u>Timely Eligibility Determinations</u>: Effective December 1, 2014, the Department initiated statewide monitoring procedures of applicant VR files. A consolidated regional report of all applicant VR files that are exceeding sixty days is submitted to DVR by the 15<sup>th</sup> of each month. The report allows field staff and management to monitor the timeliness of eligibility determinations on a daily/weekly basis.</p> <p><u>Client Identification/Verification</u> - Current policy indicates that identity must be verified before eligibility and service delivery; but has not required copies to be maintained in the case record. The Department previously provided guidance that copies of documents with personal identifying information should not be maintained in the case record due to the risks associated with identity theft. The BEAM intake form allows the counselor to document that the client has a North Carolina Driver's License. The Department will explore other options within the BEAM system to document that identity has been verified.</p> <p><u>Client Case File Structure</u> - In April 2015, DVR's Quality Development Specialists will collaborate with management to establish procedures that provide a consistent structure for maintaining information in the non-electronic case file. Once the guidelines are established, Quality Development Specialists will train and provide feedback to counselors during routine case reviews. Managers will also routinely reinforce the guidelines.</p>

**84.173 SPECIAL EDUCATION – PRESCHOOL GRANTS****III. Federal Award Findings and Questioned Costs**

U.S. Department of Education

N.C. Department of Public Instruction

For the Fiscal Year Ended June 30, 2014

Type of Finding/ Questioned Costs		Findings and Recommendations
2014-046	Subrecipient <u>Monitoring:</u>  Material Weakness	<u>Fiscal Monitoring Results Were Not Communicated Timely</u>  The Department did not report the results of its fiscal monitoring to subrecipients in a timely manner, preventing subrecipients from taking corrective action. Also, the Department did not ensure subrecipients took corrective action on issues noted during fiscal monitoring visits in a timely manner. Fiscal monitoring includes reviewing subrecipients' expenditures to ensure federal funds are used for allowable costs in accordance with approved budgets and program guidelines. See finding 2014-027 for a description.

**84.268 FEDERAL DIRECT STUDENT LOANS****III. Federal Award Findings and Questioned Costs**

U.S. Department of Education

Elizabeth City State University

For the Fiscal Year Ended June 30, 2014

	Type of Finding/ Questioned Costs	Findings and Recommendations
2014-047	Special Tests and Provisions:  Material Weakness  Questioned Cost Finding  \$12,822	<p><u>Error in Calculation for Return of Title IV Funds</u></p> <p>The University incorrectly calculated how much money to return to the Title IV program after students supported by the program withdrew from school. The calculations were also untimely. See finding 2014-038 for a description.</p>
2014-048	Special Tests and Provisions:  Material Weakness	<p><u>Lack of Controls Over Required Direct Loan Reconciliations</u></p> <p>The University does not have a system in place to ensure that the amounts of Federal Direct Loans to students reported to the Department of Education agrees to actual loan disbursements in the accounting records.</p> <p>As a result, federal records could be inaccurate.</p> <p>Federal regulations (34 CFR 685) require the University to reconcile the Student Account Statement (SAS) data file (received from the Department of Education) to the University's financial records each month. During our testing, actual noncompliance was not identified. However, lack of internal controls increases the risk that the University would not comply with the federal regulations.</p> <p><i>Federal Award Information:</i> Award Year July 1, 2013 – June 30, 2014. CFDA 84.268 Federal Direct Student Loans (Direct Loan)</p> <p><i>Recommendation:</i> The University should implement controls to ensure that required reconciliations are completed timely and accurately and are documented in accordance with federal compliance requirements.</p> <p><i>Agency Response:</i> The Director of Financial Aid will ensure the following procedures are implemented starting with the month of January 2015 to ensure that required reconciliations are completed timely, accurately, and documented in accordance with federal compliance requirements:</p> <ul style="list-style-type: none"> <li>• Financial Aid will load the monthly SAS data file into the Banner Financial Aid Module.</li> <li>• A process will run that will generate a file with edits for review.</li> <li>• This file will be loaded into the Direct Loan Tools software for further review and evaluation.</li> </ul>

**84.268 FEDERAL DIRECT STUDENT LOANS** (continued)**III. Federal Award Findings and Questioned Costs**

U.S. Department of Education

Elizabeth City State University

For the Fiscal Year Ended June 30, 2014

Type of Finding/ Questioned Costs	Findings and Recommendations
	<ul style="list-style-type: none"><li>• Once the review is complete, the report will be saved on the Financial Aid shared drive as well as printed and signed by the Director of Financial Aid to signify that the monthly reconciliation is complete and accurate.</li><li>• The monthly report will be retained in a binder for access and review as necessary.</li></ul>

**84.268 FEDERAL DIRECT STUDENT LOANS****III. Federal Award Findings and Questioned Costs**

U.S. Department of Education

University of North Carolina at Chapel Hill

For the Fiscal Year Ended June 30, 2014

	Type of Finding/ Questioned Costs	Findings and Recommendations
2014-049	Special Tests and Provisions:  Material Weakness  Material Noncompliance	<p><u>Satisfactory Academic Progress Policy Did Not Meet Federal Requirements</u></p> <p>The University's undergraduate Satisfactory Academic Progress (SAP) policy does not meet the minimum elements required by Federal regulations. As a result, ineligible students could continue receiving assistance, potentially hindering other eligible students from receiving aid. For the fiscal year that ended June 30, 2014, approximately 12,813 students received \$194,741,088 in Title IV federal student financial aid. See finding 2014-025 for a description.</p>
2014-050	Special Tests and Provisions:  Significant Deficiency	<p><u>Lack of Controls Over Required Direct Loan Reconciliations</u></p> <p>The University does not have a system in place to ensure that the amounts of Federal Direct Loans to students reported to the Department of Education agrees to actual loan disbursements in the accounting records. As a result, federal records could be inaccurate.</p> <p>Federal regulations (34 CFR 685) require the University to reconcile Student Account Statement (SAS) data file (received from the Department of Education) to the University's financial records each month. During our testing, actual noncompliance was not identified. However, lack of internal controls increases the risk that the University would not comply with the federal regulations.</p> <p><i>Federal Award Information:</i> Award Year July 1, 2013 – June 30, 2014. CFDA 84.268 Federal Direct Student Loans (Direct Loan)</p> <p><i>Recommendation:</i> The University should implement controls to ensure that required reconciliations are completed timely and accurately.</p> <p><i>Agency Response:</i> We acknowledge that there is no "signature" process by which a senior administrator reviews the efforts of other staff members. But, we do engage in a monthly aggregate reporting of totals that serves to inform three senior staff members of loan totals and reconciliation processes. We believe this to be a sufficient control and to surpass what is required by the applicable federal regulations. We also believe this monthly collection of data encompasses a process very similar to, and much more powerful than, a signature alone.</p> <p>The University does have controls in place and does reconcile the Federal Direct Loan program on a monthly basis.</p>

**84.268 FEDERAL DIRECT STUDENT LOANS (continued)****III. Federal Award Findings and Questioned Costs**

U.S. Department of Education

University of North Carolina at Chapel Hill

For the Fiscal Year Ended June 30, 2014

Type of Finding/ Questioned Costs	Findings and Recommendations
	<p>This reconciliation examines:</p> <ol style="list-style-type: none"> <li>(1) Actual disbursements to students in the accounting records of the University,</li> <li>(2) Actual disbursements to students as recorded on their student account, and</li> <li>(3) Actual disbursements to students as recorded by the federal government</li> </ol> <p>We reconcile each student's disbursement totals for each award year as recorded in the student account. These amounts are compared and aligned to the student's disbursement records held by the federal government. The records are reconciled by comparing lists of the balances obtained from the University's PeopleSoft system and from the U.S. Department of Education Common Origination &amp; Disbursement (COD) system. We also compare the cumulative total of the disbursements for the award year from the student accounts and the COD system to the cumulative total recorded for the award year in the accounting records of the University. Each award year has a distinct Project ID in the general ledger where all disbursements are recorded; therefore, disbursements are easily reconciled and kept in alignment. The University has successfully reconciled and closed each year of its participation in the Direct Loan program with a zero cash balance and has done so by the required deadline.</p> <p>We regret that we may not have fully described our reconciliation efforts to the audit team while they were on campus. The office does compare the loan disbursement records, including a tie to the accounting system, for all students receiving a loan. Those records are compared and discrepancies are identified and resolved. The accounting records are linked directly to the disbursement record in the PeopleSoft system. A record cannot exist in the accounting system for a student without first existing in the PeopleSoft system. We believe controls are adequate as they currently exist.</p> <p>In addition to the above efforts, on a monthly basis, the deputy director compiles aggregate information regarding disbursed Federal Direct Loans. In a monthly spreadsheet, the deputy director lists the disbursed loan totals from the PeopleSoft system. Also, the deputy director lists the disbursed totals as reported to the COD system. These totals are then sent in an attached spreadsheet to the senior associate director of financial aid and the associate provost/director of financial aid. The director reviews, monthly, all loan</p>

**84.268 FEDERAL DIRECT STUDENT LOANS (continued)****III. Federal Award Findings and Questioned Costs**

U.S. Department of Education

University of North Carolina at Chapel Hill

For the Fiscal Year Ended June 30, 2014

Type of Finding/ Questioned Costs	Findings and Recommendations
	reconciliation records submitted to General Administration as part of the ongoing Business Compliance Program (formerly FIT).
	Anticipated Completion Date: We believe the current monthly review by the director to be a sufficient control. However, a monthly signature process will be implemented effective with the 2015-016 academic year.
	<i>Auditor Response:</i> In finding number 2014-050, the Office of the State Auditor is reporting that there was not a system in place to ensure the reconciliations were performed as required by federal regulations. The federal compliance requirement states that, each month, the University must reconcile the Student Account Statement (SAS) data file (received from the Department of Education) to the financial records and have a control in place to ensure the reconciliation is performed and is accurate. During our audit, we did not see any evidence of a procedure to alert the University if the reconciliation was not performed or performed inaccurately. The University's response, while very comprehensive of the reconciliation process, does not demonstrate evidence of a control.



**84.268 FEDERAL DIRECT STUDENT LOANS****III. Federal Award Findings and Questioned Costs**

U.S. Department of Education

University of North Carolina at Pembroke

For the Fiscal Year Ended June 30, 2014

	Type of Finding/ Questioned Costs	Findings and Recommendations
2014-051	Special Tests and <u>Provisions:</u>  Material Weakness  Material Noncompliance	<u>Enrollment Reporting Errors Threaten Eligibility for Title IV Student Aid</u>  The University did not timely report changes to the enrollment status of students that received federal student aid to the National Student Loan Data System (NSLDS). The University had 1,050 students that received \$5,024,936.93 in federal student financial assistance subject to this reporting. See finding 2014-040 for a description.

**84.268 FEDERAL DIRECT STUDENT LOANS****III. Federal Award Findings and Questioned Costs**

U.S. Department of Education

Winston-Salem State University

For the Fiscal Year Ended June 30, 2014

	Type of Finding/ Questioned Costs	Findings and Recommendations
2014-052	Special Tests and Provisions:  Material Weakness  Material Noncompliance	<u>Enrollment Reporting Errors Threaten Eligibility for Title IV Student Aid</u>  The University did not timely report changes to the enrollment status of students that received federal student aid to the National Student Loan Data System (NSLDS). The University had 1,384 students that received \$5,586,603 in federal student financial assistance subject to this reporting. See finding 2014-041 for a description.
2014-053	Special Tests and Provisions:  Material Weakness  Material Noncompliance	<u>Required Direct Loan Reconciliations Were Not Properly Performed</u>  The University did not perform timely and accurate required reconciliations of Federal Direct Loan (FDL) amounts, which totaled \$32,562,498 during the audit year. During the 12 months period that comprised our audit year, we found: <ul style="list-style-type: none"> <li>• Five months (42%) for which reconciliations were not performed at all.</li> <li>• Seven months (58%) for which reconciliations were incomplete. In these instances, only the FDL disbursements were being reconciled and the ending cash balances were not being reconciled as required.<sup>13</sup> There was also no evidence that the reconciliations that were performed were reviewed.</li> </ul> <p>As a result, federal loan records could be inaccurate. Reconciliation ensures that the amount of Direct Loan funds the school has received can be substantiated by records for eligible borrowers at the school.</p> <p>According to the University, required reconciliations were not performed because the Financial Aid employees placed reliance on a consultant for these duties. In addition, the Financial Aid Department believed that it was not their responsibility to reconcile the ending cash balances.</p> <p>Federal regulations require the University to reconcile Student Account Statement (SAS) data file (received from the Department of Education) to the University's financial records each month. This reconciliation includes reconciling the disbursements as well as the ending cash balance in the SAS data file to the University's financial records, ensuring that any discrepancies are resolved, and any reasons for a positive or negative cash balance are documented.</p>

<sup>13</sup> 34 CFR section 685

**84.268 FEDERAL DIRECT STUDENT LOANS (continued)****III. Federal Award Findings and Questioned Costs**

U.S. Department of Education

Winston-Salem State University

For the Fiscal Year Ended June 30, 2014

	Type of Finding/ Questioned Costs	Findings and Recommendations
		<p><i>Federal Award Information:</i> Award Year July 1, 2013 – June 30, 2014. CFDA 84.268 Federal Direct Student Loans (Direct Loan)</p> <p><i>Recommendation:</i> The University should implement procedures to ensure that required reconciliations are completed timely and accurately.</p> <p><i>Agency Response:</i> WSSU agrees with the finding that required Direct Loan reconciliations were not properly performed WSSU has reviewed its reconciliation processes and determined the necessary changes, which will bring the University into compliance. The implementation of the new reconciliation process will be completed by July 1, 2015, in time for the new fiscal year.</p>
2014-054	Special Tests and Provisions:  Material Weakness  Material Noncompliance	<p><u>Required Written Notifications Were Not Supplied to Students</u></p> <p>The University did not notify students of the amount of funds that the student or his or her parent can expect to receive under each Title IV program. Out of a sample of 60 randomly selected students who received Title IV funds during our audit period, 26 students (43%) did not receive the required written notification letter. As a result, the student or parent is not given the opportunity to make an informed decision about their federal student aid. See finding 2014-026 for a description.</p>

**84.287 TWENTY-FIRST CENTURY COMMUNITY LEARNING CENTERS****III. Federal Award Findings and Questioned Costs**

U.S. Department of Education

N.C. Department of Public Instruction

For the Fiscal Year Ended June 30, 2014

	Type of Finding/ Questioned Costs	Findings and Recommendations
2014-055	Subrecipient <u>Monitoring:</u>	<u>Department Failed to Fully Document Subrecipient Monitoring Visits</u>
	Material Weakness	<p>The Department's Twenty-First Century Community Learning Center (Twenty-First) program monitors failed to adequately complete monitoring reports. The Twenty-First grant is used to establish or expand academic enrichment opportunities that complement the students' regular academic program. During the audit period, the Department paid 139 subrecipients \$24.6 million in Twenty-First Century Community Learning Center funds. The Department monitors new subrecipients in the first year and in subsequent years subrecipients are monitored based on risk.</p> <p>The Department's monitoring reports contain 47 specific performance indicators, covering five compliance categories, which are: Program Management; Program Implementation; Family Involvement; Federal, State, and Local Health Safety and Civil Rights Laws; and Fiscal Management.</p> <p>Examples of indicators include:</p> <ul style="list-style-type: none"> <li>• Criminal background checks are completed for each program employee and volunteer prior to employment.</li> <li>• Program has process for recruiting, hiring, and retaining high-quality staff including volunteers.</li> <li>• Program operates in a facility that meets State and Federal safety guidelines for schools or places where children gather.</li> <li>• Ongoing student assessments are utilized to determine individual student growth and accountability.</li> </ul> <p>Auditors reviewed 20 of the 99 on-site monitoring visits performed during the audit period and identified the following issues:</p> <ul style="list-style-type: none"> <li>• In 20 of 20 (100%), there was no evidence of supervisory review on the monitoring reports to ensure documentation was complete and supported whether the subrecipients met the required performance indicators.</li> <li>• In 15 of the 20 (75%), the monitoring reports were incomplete with most indicators having no notation of what documents the monitor reviewed or who was interviewed to conclude that the indicator was met. For the most part, only one or two short sentences were written</li> </ul>
	Material Noncompliance	

**84.287 TWENTY-FIRST CENTURY COMMUNITY LEARNING CENTERS (continued)****III. Federal Award Findings and Questioned Costs**

U.S. Department of Education

N.C. Department of Public Instruction

For the Fiscal Year Ended June 30, 2014

Type of Finding/ Questioned Costs	Findings and Recommendations
	<p>for performance indicators that were not met and no documentation for performance indicators identified as met.</p> <p>As a result, the Department's failure to document the evidence reviewed and procedures performed could allow noncompliance to go undetected and lead to the possible misuse of federal funds.</p> <p>The Department's monitoring procedures do not require the staff to complete the supporting documentation unless a performance indicator was not met. This procedure leads to insufficient evidence to support all monitoring conclusions about performance.</p> <p>The Department also failed to follow through with their prior year corrective action plan which said they would update their monitoring procedures to ensure all performance indicators were documented.</p> <p>OMB Circular A-133 requires pass-through entities to monitor the activities of subrecipients as necessary to ensure that federal awards are used for authorized purposes in compliance with laws, regulations, and the provisions of contracts or grant agreements and performance goals are achieved.</p> <p>Significant aspects of this finding have been reported previously in years 2011 and 2012.</p> <p><i>Federal Award Information:</i> Twenty-First Century Community Learning Centers: Federal funding periods: 1) July 1, 2012- September 30, 2013 (S287C120033); and 2) July 1, 2013 – September 30, 2014 (S287C130033).</p> <p><i>Recommendations:</i> The Department should revise and implement procedures to ensure its monitoring instruments are adequately completed and reviewed.</p> <p>The Department should complete and retain adequate supporting documentation for the monitoring procedures performed.</p> <p><i>Agency Response:</i> The Department concurs with the Auditor's finding and recommendations regarding incompleteness of the actual monitoring reports issued to subrecipients. Federal Program and Monitoring Support Services' policies and procedures do require each monitor to fully document and maintain said documentation for each of the 47 specific performance indicators covering five compliance categories for the Twenty-First Century Community Learning Center (21st CCLC) grants for both indicators met and not met. However, the policies and procedures did not address including documentation or reference to the documentation on the actual report itself. The Federal</p>

**84.287 TWENTY-FIRST CENTURY COMMUNITY LEARNING CENTERS (continued)****III. Federal Award Findings and Questioned Costs**

U.S. Department of Education

N.C. Department of Public Instruction

For the Fiscal Year Ended June 30, 2014

Type of Finding/ Questioned Costs	Findings and Recommendations
	<p>Programs Monitoring and Support Services' policies and procedures related to monitoring 21st CCLC subrecipients have been revised to be consistent with those for Title I, including a revised report format, which will eliminate the potential for confusion caused by blank data fields for indicators met. In addition, 21st CCLC program monitoring efforts will be tracked utilizing a centralized tracking log that captures many internal steps occurring between the site visit and closure of the monitoring report by subrecipient.</p> <p>Significant dates the log will capture include, but are not limited to, the date the monitoring site visit occurs, the date supervisory review of the report occurs, the date the final report is issued, the date a response/corrective action is due back to the agency if applicable, the date the response/corrective action is submitted and finally the date the monitoring cycle for each subrecipient is closed. The tracking log will be updated in an ongoing basis throughout the fiscal year. Implementation of the tracking log and revision of existing 21st CCLC program monitoring policies and procedures should significantly reduce the risk of timeliness or incompleteness issues.</p> <p>Expected date of completion: June 30, 2015</p>

**84.367 IMPROVING TEACHER QUALITY STATE GRANTS****III. Federal Award Findings and Questioned Costs**

U.S. Department of Education

N.C. Department of Public Instruction

For the Fiscal Year Ended June 30, 2014

	Type of Finding/ Questioned Costs	Findings and Recommendations
2014-056	Subrecipient <u>Monitoring:</u>  Material Weakness	<u>Fiscal Monitoring Results Were Not Communicated Timely</u>  The Department did not report the results of its fiscal monitoring to subrecipients in a timely manner, preventing subrecipients from taking corrective action. Also, the Department did not ensure subrecipients took corrective action on issues noted during fiscal monitoring visits in a timely manner. Fiscal monitoring includes reviewing subrecipients' expenditures to ensure federal funds are used for allowable costs in accordance with approved budgets and program guidelines. See finding 2014-027 for a description.

**84.377 SCHOOL IMPROVEMENT GRANTS****III. Federal Award Findings and Questioned Costs**

U.S. Department of Education

N.C. Department of Public Instruction

For the Fiscal Year Ended June 30, 2014

	Type of Finding/ Questioned Costs	Findings and Recommendations
2014-057	Subrecipient <u>Monitoring:</u>  Material Weakness	<u>Fiscal Monitoring Results Were Not Communicated Timely</u>  The Department did not report the results of its fiscal monitoring to subrecipients in a timely manner, preventing subrecipients from taking corrective action. Also, the Department did not ensure subrecipients took corrective action on issues noted during fiscal monitoring visits in a timely manner. Fiscal monitoring includes reviewing subrecipients' expenditures to ensure federal funds are used for allowable costs in accordance with approved budgets and program guidelines. See finding 2014-027 for a description.



**84.388 ARRA – SCHOOL IMPROVEMENT GRANTS****III. Federal Award Findings and Questioned Costs**

U.S. Department of Education

N.C. Department of Public Instruction

For the Fiscal Year Ended June 30, 2014

	Type of Finding/ Questioned Costs	Findings and Recommendations
2014-058	Subrecipient <u>Monitoring:</u>  Material Weakness	<u>Fiscal Monitoring Results Were Not Communicated Timely</u>  The Department did not report the results of its fiscal monitoring to subrecipients in a timely manner, preventing subrecipients from taking corrective action. Also, the Department did not ensure subrecipients took corrective action on issues noted during fiscal monitoring visits in a timely manner. Fiscal monitoring includes reviewing subrecipients' expenditures to ensure federal funds are used for allowable costs in accordance with approved budgets and program guidelines. See finding 2014-027 for a description.

## 84.395 ARRA – STATE FISCAL STABILIZATION FUND (SFSF) – RACE-TO-THE-TOP INCENTIVE GRANTS, RECOVERY ACT

### III. Federal Award Findings and Questioned Costs

U.S. Department of Education

N.C. Department of Public Instruction

For the Fiscal Year Ended June 30, 2014

	Type of Finding/ Questioned Costs	Findings and Recommendations
2014-059	<p data-bbox="292 590 519 640"><u>Allowable Costs/ Cost Principles:</u></p> <p data-bbox="292 661 519 714">Material Weakness</p> <p data-bbox="292 735 519 787">Material Noncompliance</p>	<p data-bbox="519 590 1513 619"><u>Documentation Did Not Support Salary Payments</u></p> <p data-bbox="519 651 1513 777">The Department did not have adequate documentation to show that temporary and contract employees' salaries charged to the Race to the Top grant were based on actual time and effort spent working on the grant. Department records indicate that 52 temporary and contract employees worked on the grant.</p> <p data-bbox="519 808 1513 955">The Department did not have time and effort certifications for any of the 52 temporary and contract employees to support that the salaries charged were for work performed on the Race to the Top grant. As a result, the \$1.46 million in temporary and contract employees' salaries could have been improperly charged to the Race to the Top grant.</p> <p data-bbox="519 987 1513 1050">The error occurred because the Department considered temporary and contract employees to be vendors and therefore did not require time and effort reports.</p> <p data-bbox="519 1081 1513 1207">In accordance with Federal Regulations 2 CFR 225, the Department is required to maintain adequate documentation that confirms on an after-the-fact basis that employee compensation charged to federal programs represents a reasonable distribution of employees' actual time and effort worked.</p> <p data-bbox="519 1239 1513 1302"><i>Federal Award Information:</i> Race to the Top: Federal funding period: September 24, 2010 – September 23, 2014 (S395A100069).</p> <p data-bbox="519 1333 1513 1417"><i>Recommendation:</i> The Department should implement procedures to ensure all salaries charged to the Federal grant are supported by approved documentation that reflects work performed for the program.</p> <p data-bbox="519 1449 1513 1881"><i>Agency Response:</i> The Department concurs with the Auditor's finding and recommendations related to documentation to support salary payments. As stated in the Auditor's finding, the Department considered temporary and contract employees as vendors and therefore did not require time and effort reports to be submitted. The Department already has procedures in place to ensure that permanent employees paid from federal funds submit approved time and effort reports. However, the Department will implement procedures that will ensure temporary and contract employees whose salaries are paid from federal funds submit approved time and effort reports for work performed. The procedures will include working with human resource personnel and agency supervisors to ensure that temporary and contract employees who are paid from federal funds are made aware of and provided training in federal time and effort reporting requirements upon initial employment. A review of the temporary and contract employees' list will be performed on a monthly basis in order to determine those</p>

**84.395 ARRA – STATE FISCAL STABILIZATION FUND (SFSF) – RACE-TO-THE-TOP INCENTIVE GRANTS, RECOVERY ACT (continued)****III. Federal Award Findings and Questioned Costs**

U.S. Department of Education

N.C. Department of Public Instruction

For the Fiscal Year Ended June 30, 2014

Type of Finding/ Questioned Costs		Findings and Recommendations
		<p>employees who are being paid with federal funds. Also on a monthly basis, Personnel Action Request forms for each of these federally funded temporary and contract employees will be requested from agency human resource personnel. The Department's Personnel Action Request form outlines the employment beginning and ending dates and supervisory information. A tracking system will be developed using names, employment dates, and supervisory data to ensure that temporary and contract employees do not end their employment without submitting the required approved time and effort reports.</p> <p>Implementation of these procedures will be completed during fiscal year 2014-15.</p>
2014-060	Subrecipient Monitoring:  Material Weakness	<p><u>Fiscal Monitoring Results Were Not Communicated Timely</u></p> <p>The Department did not report the results of its fiscal monitoring to subrecipients in a timely manner, preventing subrecipients from taking corrective action. Also, the Department did not ensure subrecipients took corrective action on issues noted during fiscal monitoring visits in a timely manner. Fiscal monitoring includes reviewing subrecipients' expenditures to ensure federal funds are used for allowable costs in accordance with approved budgets and program guidelines. See finding 2014-027 for a description.</p>

**93.044 SPECIAL PROGRAMS FOR THE AGING—TITLE III, PART B—GRANTS FOR SUPPORTIVE SERVICES AND SENIOR CENTERS****III. Federal Award Findings and Questioned Costs**

U.S. Department of Health and Human Services

N.C. Department of Health and Human Services

For the Fiscal Year Ended June 30, 2014

	Type of Finding/ Questioned Costs	Findings and Recommendations
2014-061	<u>Reporting:</u>  Material Weakness  Material Noncompliance	<p><u>Subaward Obligations Were Not Reported Timely</u></p> <p>The Department filed one Federal Funding Accountability and Transparency Act (FFATA) report nine months late. Subawards totaling \$30.4 million were spent during state fiscal year 2014.</p> <p>As a result, the federal awarding agency and the public did not have timely and accurate notification of subawards issued by the Department. The Federal Funding Accountability and Transparency Act was enacted to inform citizens how federal funds were spent in their communities.</p> <p>While there were initial problems with the federal filing system, once the problems were fixed the Department should have been able to submit the report on time. The Department lacked procedures to ensure FFATA reports were completed timely.</p> <p>The FFATA requires states to report any subawards issued for more than \$25,000 in the federal reporting system by the end of the month following the month the subaward is issued.</p> <p><i>Federal Award Information:</i> This finding affects the Special Programs for the Aging – Title III, Part B – Grants for Supportive Services and Senior Centers federal grant award 14AANCT3SS, Special Programs for the Aging – Title III, Part C – Nutrition Services federal grant award 14AANCT3CM, and Nutrition Services Incentive Program federal grant award 14AANCNSIP for the federal fiscal year ended September 30, 2014.</p> <p><i>Recommendation:</i> The Department should develop and implement procedures to ensure that FFATA reports are prepared accurately and submitted timely.</p> <p><i>Agency Response:</i> The Department has implemented procedures and provided training to ensure that all subawards and contracts subject to the Federal Funding Accountability and Transparency Act (FFATA) are prepared accurately and submitted timely in accordance with federal guidelines.</p> <p>In addition, subsequent notification of the completion of the FFATA reports, including amendments, will be submitted by divisions each month to the Department's Office of the Controller for monitoring purposes. The anticipated completion date is June 30, 2015.</p>

**93.045 SPECIAL PROGRAMS FOR THE AGING—TITLE III, PART C—NUTRITION SERVICES****III. Federal Award Findings and Questioned Costs**

U.S. Department of Health and Human Services

N.C. Department of Health and Human Services

For the Fiscal Year Ended June 30, 2014

	Type of Finding/ Questioned Costs	Findings and Recommendations
2014-062	<u>Reporting:</u>	<u>Subaward Obligations Were Not Reported Timely</u>
	Material Weakness	The Department filed one Federal Funding Accountability and Transparency Act (FFATA) report nine months late. Subawards totaling \$30.4 million were spent during state fiscal year 2014. See finding 2014-061 for a description.
	Material Noncompliance	

**93.053 NUTRITION SERVICES INCENTIVE PROGRAM****III. Federal Award Findings and Questioned Costs**

U.S. Department of Health and Human Services

N.C. Department of Health and Human Services

For the Fiscal Year Ended June 30, 2014

	Type of Finding/ Questioned Costs	Findings and Recommendations
2014-063	<u>Reporting:</u>	<u>Subaward Obligations Were Not Reported Timely</u>
	Material Weakness	The Department filed one Federal Funding Accountability and Transparency Act (FFATA) report nine months late. Subawards totaling \$30.4 million were spent during state fiscal year 2014. See finding 2014-061 for a description.
	Material Noncompliance	

## 93.074 HOSPITAL PREPAREDNESS PROGRAM (HPP) AND PUBLIC HEALTH EMERGENCY PREPAREDNESS (PHEP) ALIGNED COOPERATIVE AGREEMENTS

### III. Federal Award Findings and Questioned Costs

U.S. Department of Health and Human Services

N.C. Department of Health and Human Services

For the Fiscal Year Ended June 30, 2014

	Type of Finding/ Questioned Costs	Findings and Recommendations
2014-064	Matching, Level of Effort, <u>Earmarking:</u>  Significant Deficiency	<p><u>Required Level of Service Not Reported Accurately</u></p> <p><i>Public Health Emergency Preparedness</i></p> <p>The Department did not identify or report any state funds for maintaining the federally required level of service for the program.</p> <p>As a result, the Department could fail to maintain public health security at minimum levels deemed necessary by federal requirements.</p> <p>According to the Department, the inaccurate reporting was due to unclear guidance from the federal oversight agency.</p> <p>The Notice of Grant Award requires that the awardee maintain expenditures at a level that is not less than the average level of the preceding two years. Level of service is a requirement for a specified level of expenditures from non-federal sources for specified activities/services to be maintained from period to period.</p> <p><i>Federal Award Information:</i> This finding affects Hospital Preparedness Program (HPP) and Public Health Emergency Preparedness (PHEP) Aligned Cooperative Agreements federal grant award 5U90TP000538-02 for the fiscal year ended June 30, 2014. This award consists of CFDA 93.069 Public Health Emergency Preparedness.</p> <p><i>Recommendation:</i> The Department should implement procedures based on clarified federal guidance to track state fund expenditures to ensure compliance with the required level of service.</p> <p><i>Agency Response:</i> The Hospital Preparedness Program (HPP) was not affected by this finding.</p> <p>The Department implemented procedures on May 9, 2014 to track the maintenance of expenditures for the Public Health Emergency Preparedness program based on federal guidelines as the result of clarifying guidance provided during the federal oversight agency's site visit.</p> <p>The Department will continue to track, calculate and report the Maintenance Of Funding in subsequent periods to ensure compliance with the required level of service.</p>

**93.074 HOSPITAL PREPAREDNESS PROGRAM (HPP) AND PUBLIC HEALTH EMERGENCY PREPAREDNESS (PHEP) ALIGNED COOPERATIVE AGREEMENTS** (continued)

**III. Federal Award Findings and Questioned Costs**

U.S. Department of Health and Human Services

N.C. Department of Health and Human Services

For the Fiscal Year Ended June 30, 2014

	Type of Finding/ Questioned Costs	Findings and Recommendations
2014-065	<u>Reporting:</u>  Material Weakness  Material Noncompliance	<p><u>Subaward Obligations Were Not Reported Timely and Reports Contained Errors</u></p> <p><i>Public Health Emergency Preparedness</i></p> <p>The Department was four months late filing two Federal Funding Accountability and Transparency Act (FFATA) reports. The two reports totaled \$1.6 million and included 20 contracts. However, nine contracts were duplications, resulting in a \$657,775 overstatement. The Department also did not report on 93 additional subawards and contracts totaling \$4.5 million.</p> <p><i>Hospital Preparedness Program</i></p> <p>The Department did not file required FFATA reports for 34 subawards and contracts totaling \$8.3 million.</p> <p>As a result, the federal awarding agency and the public did not have timely and accurate notification of subawards issued by the Department. The Federal Funding Accountability and Transparency Act was enacted to inform citizens how federal funds were spent in their communities.</p> <p>The Department's lack of understanding of the FFATA reporting requirements resulted in an incomplete list of subawards or contracts being filed accurately and timely.</p> <p>The FFATA requires states to report any subawards issued for more than \$25,000 in the federal reporting system by the end of the month following the month the subaward is issued.</p> <p><i>Federal Award Information:</i> This finding affects Hospital Preparedness Program (HPP) and Public Health Emergency Preparedness (PHEP) Aligned Cooperative Agreements federal grant award 5U90TP000538-02 for the fiscal year ended June 30, 2014. This award consists of two different programs:</p> <ul style="list-style-type: none"> <li>• CFDA 93.069 Public Health Emergency Preparedness</li> <li>• CFDA 93.889 Hospital Preparedness Program</li> </ul> <p><i>Recommendation:</i> The Department should develop and implement procedures to ensure that all subawards and contracts subject to FFATA are prepared accurately and submitted timely.</p>



**93.074 HOSPITAL PREPAREDNESS PROGRAM (HPP) AND PUBLIC HEALTH EMERGENCY PREPAREDNESS (PHEP) ALIGNED COOPERATIVE AGREEMENTS** (continued)

**III. Federal Award Findings and Questioned Costs**

U.S. Department of Health and Human Services

N.C. Department of Health and Human Services

For the Fiscal Year Ended June 30, 2014

Type of Finding/ Questioned Costs	Findings and Recommendations
	<p><i>Agency Response:</i> The Department has implemented procedures and provided training to ensure that all subawards and contracts subject to the Federal Funding Accountability and Transparency Act (FFATA) are prepared accurately and submitted timely in accordance with federal guidelines.</p> <p>In addition, subsequent notification of the completion of the FFATA reports, including amendments, will be submitted by divisions each month to the Department's Office of the Controller for monitoring purposes. The anticipated completion date is June 30, 2015.</p>

**93.558 TEMPORARY ASSISTANCE FOR NEEDY FAMILIES****III. Federal Award Findings and Questioned Costs**

U.S. Department of Health and Human Services

N.C. Department of Health and Human Services

For the Fiscal Year Ended June 30, 2014

	Type of Finding/ Questioned Costs	Findings and Recommendations
2014-066	<u>Eligibility:</u>  Questioned Cost Finding  \$5,972	<p data-bbox="532 562 1476 590"><u>Deficiencies in County Eligibility Determination Processes</u></p> <p data-bbox="532 625 1476 835">County departments of social services offices process applications related to the Temporary Assistance for Needy Families program. Certified Public Accountants performing the county audits tested 1,179 case files and found eligibility documentation deficiencies in 18 (1.5%) cases. The document deficiencies noted by the auditors were related to key eligibility requirements for the program. These files were missing items such as applications, county-participant agreements, and online verification documentation.</p> <p data-bbox="532 871 1476 1081">The auditors identified questioned costs of \$5,972. These errors identify the potential for likely questioned costs to exceed \$10,000 in the program. OMB A-133 Section .510(a)(3) requires auditors to report known questioned costs when likely questioned costs are greater than \$10,000. Even though sample results identified only \$5,972 in questioned costs, if tests were extended to the entire population, questioned costs would likely exceed \$10,000 and could be significant to the program.</p> <p data-bbox="532 1117 1476 1178">The issues identified resulted in at least \$5,972 of service payments for ineligible recipients.</p> <p data-bbox="532 1213 1476 1297">These errors were caused by the county departments of social services offices not effectively monitoring eligibility determinations to ensure that proper supporting documentation was included.</p> <p data-bbox="532 1333 1476 1394">In accordance with 42 USC 601, recipients are only eligible if they meet the requirements of a financially needy family with children.</p> <p data-bbox="532 1430 1476 1457">Similar aspects of the finding were reported in previous years.</p> <p data-bbox="532 1493 1476 1577"><i>Federal Award Information:</i> This finding affects the Temporary Assistance for Needy Families federal grant awards 1302NCTANF and 1402NCTANF for the federal fiscal years ended September 30, 2013, and 2014, respectively.</p> <p data-bbox="532 1612 1476 1696"><i>Recommendation:</i> The Department should monitor to ensure eligibility determinations are completed accurately and supporting documentation is maintained in case files.</p> <p data-bbox="532 1732 1476 1881"><i>Agency Response:</i> The Department notes two observations regarding the auditors' findings. First, it appears that the auditors aggregated the test results of work performed by several CPA firms who were contracted individually to evaluate the compliance and control environments within all county-operated programs across the state but failed to take into consideration the disparate</p>

**93.558 TEMPORARY ASSISTANCE FOR NEEDY FAMILIES (continued)****III. Federal Award Findings and Questioned Costs**

U.S. Department of Health and Human Services

N.C. Department of Health and Human Services

For the Fiscal Year Ended June 30, 2014

Type of Finding/ Questioned Costs	Findings and Recommendations
	<p>control environments within each county, as well as the disparate populations of the counties, which would have compelled the auditors to stratify their sample to be truly representative of the population. In addition, the auditors assertion that the errors detected likely would result in questioned costs exceeding \$10,000 and could be significant to the program is not supported by the fact that the error rate (1.5%) is well below the minimum threshold to justify the extrapolation of results.</p> <p>The Department will continue to monitor the county departments of social services. Monitoring visits are scheduled based on the caseload size of each county. Large counties are reviewed annually, whereas medium and small counties are monitored at least once every three years.</p> <p>The Department will review case-specific information relating to each finding from the county departments of social services audits and require the relevant counties to implement corrective action plans to address all reported issues to ensure compliance. The anticipated completion date for this special case file review is May 30, 2015.</p> <p><i>Auditor Response:</i> The Department's assertion that the Office of the State Auditor (OSA) cannot draw the stated conclusions is incorrect. Specifically:</p> <p>The audit methodology used by the OSA and county Certified Public Accountants (CPAs) speaks to the disparate control environment and populations at each county. The CPAs, who were performing the county's annual audit of federal expenditures, perform audits of the eligibility function under agreement with the OSA. Samples and sample sizes for each county are based on a risk assessment, which takes into account the control environment.</p> <p>Further, the Department is confusing the criteria for reporting findings and questioned costs with the thresholds used by federal agencies to seek reimbursement or other sanctions. The federal requirement for reporting questioned costs is based on the effect of the errors found as a result of tests performed on the population. If the errors detected are \$10,000 or more or indicate errors of \$10,000 or more exist in the population, the errors are required to be reported. The evidence obtained through the tests performed provided sufficient evidence that known or likely errors of \$10,000 or more existed in the population.</p> <p>Findings and questioned costs, as reported by auditors, are used by the federal agencies to determine whether to pursue the magnitude of the errors. Once the federal agency decides to perform their own audit/investigation,</p>

**93.558    TEMPORARY ASSISTANCE FOR NEEDY FAMILIES** (continued)

**III. Federal Award Findings and Questioned Costs**

U.S. Department of Health and Human Services  
N.C. Department of Health and Human Services  
For the Fiscal Year Ended June 30, 2014

Type of Finding/ Questioned Costs	Findings and Recommendations
	different thresholds are used than those required by auditors performing OMB Circular A-133 Single Audits.

**93.659 ADOPTION ASSISTANCE – TITLE IV-E****III. Federal Award Findings and Questioned Costs**

U.S. Department of Health and Human Services

N.C. Department of Health and Human Services

For the Fiscal Year Ended June 30, 2014

	Type of Finding/ Questioned Costs	Findings and Recommendations
2014-067	<u>Eligibility:</u>  Questioned Cost Finding  \$62,181	<p data-bbox="519 556 1476 588"><u>Deficiencies in County Eligibility Determination Processes</u></p> <p data-bbox="519 619 1476 829">County departments of social services offices process applications related to the Adoption Assistance Title IV-E program. Certified Public Accountants performing the county audits tested 393 case files and found eligibility documentation deficiencies in 14 (4%) cases. The auditors identified questioned costs of \$62,181. Even though sample results identified only \$62,181 in questioned costs, if tests were extended to the entire population, questioned costs could be significant to the program.</p> <p data-bbox="519 861 1476 1018">The document deficiencies noted by the auditors were related to key eligibility requirements for the program. These files were missing items such as a county-participant agreement, yearly notice forms, and background check documentation. Files also contained information discrepancies between filed forms.</p> <p data-bbox="519 1050 1476 1113">The issues identified resulted in at least \$62,181 of service payments for ineligible recipients.</p> <p data-bbox="519 1144 1476 1228">These errors were caused by the county departments of social services offices not effectively monitoring eligibility determinations to ensure that proper supporting documentation was included.</p> <p data-bbox="519 1260 1476 1354">In accordance with 42 USC 675, a signed and dated adoption agreement must be completed to document the type of services and amount of the subsidy prior to the receipt of adoption assistance funding.</p> <p data-bbox="519 1386 1476 1417">Similar aspects of the finding were reported in previous years.</p> <p data-bbox="519 1449 1476 1543"><i>Federal Award Information:</i> This finding affects the Adoption Assistance Title IV-E federal grant awards 1301NC1407 and 1401NC1407 for the federal fiscal years ended September 30, 2013, and 2014, respectively.</p> <p data-bbox="519 1575 1476 1669"><i>Recommendation:</i> The Department should monitor to ensure eligibility determinations are completed accurately and supporting documentation is maintained in case files.</p> <p data-bbox="519 1701 1476 1881"><i>Agency Response:</i> The Department notes two observations regarding the auditors' findings. First, it appears that the auditors aggregated the test results of work performed by several CPA firms who were contracted individually to evaluate the compliance and control environments within all county-operated programs across the state but failed to take into consideration the disparate control environments within each county, as well as the disparate populations</p>

**93.659 ADOPTION ASSISTANCE – TITLE IV-E (continued)****III. Federal Award Findings and Questioned Costs**

U.S. Department of Health and Human Services

N.C. Department of Health and Human Services

For the Fiscal Year Ended June 30, 2014

Type of Finding/ Questioned Costs	Findings and Recommendations
	<p>of the counties, which would have compelled the auditors to stratify their sample to be truly representative of the population. In addition, the auditors' assertion that the errors detected likely would result in questioned costs being significant to the program is not supported by the fact that the error rate (4%) is below the minimum threshold to justify the extrapolation of results.</p> <p>The Department continues to provide semi-annual training and ongoing technical assistance to the county departments of social services related to the eligibility determination for Title IV-E Adoption Assistance. The Department will review and modify the current curriculum to emphasize the key aspects identified during the audit. Upon modification of the training curriculum, the training will also be recorded and made available online for "on-demand" use by county staff. The anticipated completion date is June 30, 2015.</p> <p><i>Auditor Response:</i> The Department's assertion that the Office of the State Auditor (OSA) cannot draw the stated conclusions is incorrect. Specifically:</p> <p>The audit methodology used by the OSA and county Certified Public Accountants (CPAs) speaks to the disparate control environment and populations at each county. The CPAs, who were performing the county's annual audit of federal expenditures, perform audits of the eligibility function under agreement with the OSA. Samples and sample sizes for each county are based on a risk assessment, which takes into account the control environment.</p> <p>Further, the Department is confusing the criteria for reporting findings and questioned costs with the thresholds used by federal agencies to seek reimbursement or other sanctions. The federal requirement for reporting questioned costs is based on the effect of the errors found as a result of tests performed on the population. If the errors detected are \$10,000 or more or indicate errors of \$10,000 or more exist in the population, the errors are required to be reported. The evidence obtained through the tests performed provided sufficient evidence that known or likely errors of \$10,000 or more existed in the population.</p> <p>Findings and questioned costs, as reported by auditors, are used by the federal agencies to determine whether to pursue the magnitude of the errors. Once the federal agency decides to perform their own audit/investigation, different thresholds are used than those required by auditors performing OMB Circular A-133 Single Audits.</p>

**93.659 ADOPTION ASSISTANCE – TITLE IV-E (continued)****III. Federal Award Findings and Questioned Costs**

U.S. Department of Health and Human Services

N.C. Department of Health and Human Services

For the Fiscal Year Ended June 30, 2014

	Type of Finding/ Questioned Costs	Findings and Recommendations
2014-068	Subrecipient <u>Monitoring:</u>	<u>Monitoring of Child Abuse Registry Not Being Performed</u>
	Significant Deficiency	<p>The Department did not monitor that the child abuse registry was checked before a child was placed for adoption. The Department has the responsibility to monitor the county to ensure adoption placements at the county are occurring within federal guidelines. Each county has the responsibility to ensure a safe environment for children placed for adoption that are in the custody of the State.</p> <p>As a result, children could be placed in an unsafe environment.</p> <p>The monitoring tool used by the Department omitted the federal requirement to check the child abuse and neglect statewide registry. According to the Department, they assumed the check was being performed at the same time another state agency performed the criminal background check.</p> <p>In accordance with 42 USC 671, the state shall check any child abuse and neglect registry maintained by the state for information before the prospective parent or any other adult living in the home may be finally approved for placement of a child.</p> <p><i>Federal Award Information:</i> This finding affects the Adoption Assistance Title IV-E federal grant awards 1301NC1407 and 1401NC1407 for the federal fiscal years ended September 30, 2013, and 2014, respectively.</p> <p><i>Recommendation:</i> The Department should ensure that counties are performing a check of the child abuse and neglect statewide registry.</p> <p><i>Agency Response:</i> The Department's monitoring of county departments of social services Title IV-E Adoption Assistance eligibility does check to ensure that an extensive national criminal background check has been completed. The Responsible Individuals List (RIL) was implemented in October 2013, during the audit period. The RIL is used to identify parents, guardians, caretakers, or custodians that have been named as responsible individuals in all substantiated cases of abuse and/or serious neglect. The Department conducts monitoring of Title IV-E Adoption Assistance by utilizing a structured paper form as a monitoring tool. The monitoring tool will be revised to include an indicator field for the state program monitor to complete and verify that the RIL check has been performed and the date on which the name check was verified. The anticipated date to begin using the revised tool is April 1, 2015.</p>

**93.767 CHILDREN'S HEALTH INSURANCE PROGRAM****III. Federal Award Findings and Questioned Costs**

U.S. Department of Health and Human Services

N.C. Department of Health and Human Services

For the Fiscal Year Ended June 30, 2014

	Type of Finding/ Questioned Costs	Findings and Recommendations
2014-069	<p data-bbox="292 556 519 619"><u>Allowable Costs/ Cost Principles:</u></p> <p data-bbox="292 619 519 693">Material Weakness</p> <p data-bbox="292 693 519 766">Material Noncompliance</p> <p data-bbox="292 766 519 871">Questioned Cost Finding \$186</p>	<p data-bbox="519 556 1476 598"><u>Errors in Children's Health Insurance Provider Billing and Payment Process</u></p> <p data-bbox="519 619 1476 745">The Department processed over 10 million payments for services totaling over \$413 million during state fiscal year 2014. Sixteen claims of a sample of 126 (13%) tested had errors. The total errors identified resulted in net overpayments of \$245 and federal questioned costs of \$186.</p> <p data-bbox="519 766 1476 934">OMB A-133 Section .510(a)(3) requires auditors to report known questioned costs when likely questioned costs are greater than \$10,000. Even though sample results identified only \$186 in questioned costs, if tests were extended to the entire population, questioned costs would likely exceed \$10,000 and could be material to the program.</p> <p data-bbox="519 955 1476 1018">Three of the erroneous claims were related to no documentation provided to support the claim and represents \$111 (45%) of the overpayments.</p> <p data-bbox="519 1039 1476 1081">The remaining 13 errors contained the following types of errors:</p> <ul data-bbox="568 1102 1476 1501" style="list-style-type: none"> <li data-bbox="568 1102 1476 1207">• Application of payment methodology that was inconsistent with the effective North Carolina Children's Health Insurance Program State Plan or policies.</li> <li data-bbox="568 1228 1476 1291">• Documentation provided was insufficient or improper support for the services rendered.</li> <li data-bbox="568 1312 1476 1375">• Claims impacted by retroactive rate changes were not voided and replaced prior to the end of the fiscal year.</li> <li data-bbox="568 1396 1476 1501">• The payment of an ineligible recipient based on eligibility category documented in the claims processing system (NCTracks).</li> </ul> <p data-bbox="519 1522 1476 1606">As a result, the Department made at least \$245 of improper payments of program funds for erroneous claims that could have been used to fund additional claims or reduce the overall cost of the program.</p> <p data-bbox="519 1627 1476 1860">A significant portion of these errors were caused by providers not submitting necessary documentation or submitting inaccurate data upon request. Because industry practices do not require documentation prior to payment, providers do not have an incentive to respond timely and accurately. The Department is unable to sanction providers for lack of submission as they lack legislative authority to do so. They instead must rely on the hearing process which is costly in both time and funding to the program.</p>



**93.767 CHILDREN'S HEALTH INSURANCE PROGRAM** (continued)**III. Federal Award Findings and Questioned Costs**

U.S. Department of Health and Human Services

N.C. Department of Health and Human Services

For the Fiscal Year Ended June 30, 2014

Type of Finding/ Questioned Costs	Findings and Recommendations
	<p>Other errors were the result of timing issues concerning state legislation mandated rate changes that must be approved by the federal oversight agency prior to implementation.</p> <p>In accordance with the 42 CFR 431, providers sign an agreement to participate in the program that requires them to maintain records disclosing the extent of services furnished to recipients and, on request, furnish the records to the Department.</p> <p>OMB Circular A-87 dictates standards for determining allowable costs for federal awards. The principles specifically require costs to be adequately documented, authorized by and consistent with regulations, in conformity with conditions of the federal award, necessary, and reasonable.</p> <p>Similar aspects of the finding were reported in previous years.</p> <p><i>Federal Award Information:</i> This finding affects the Children's Health Insurance Program federal grant awards 05-1305NC5021 and 05-1405NC5021 for the federal fiscal years ended September 30, 2013, and 2014, respectively.</p> <p><i>Recommendations:</i> The Department should continue to enhance its control procedures to improve the accuracy of the claims payment process:</p> <ul style="list-style-type: none"> <li>• Management should ensure the proper and timely implementation of system changes, including effective payment edits and/or audits.</li> <li>• Emphasis should be placed on educating providers as to proper coding and documentation standards necessary to support the medical services being provided.</li> <li>• Updated legislation should be considered to empower the Department with the ability to sanction unresponsive providers.</li> <li>• Identified over and underpaid claims should be followed up for timely and appropriate collection or payment.</li> </ul> <p><i>Agency Response:</i> The Department has established and adheres to control procedures that ensure the proper implementation of system changes and accuracy of claims payments.</p> <p>The Department will continue to educate providers about proper documentation required to support the medical necessity and proper coding of</p>

**93.767 CHILDREN'S HEALTH INSURANCE PROGRAM (continued)****III. Federal Award Findings and Questioned Costs**

U.S. Department of Health and Human Services

N.C. Department of Health and Human Services

For the Fiscal Year Ended June 30, 2014

	Type of Finding/ Questioned Costs	Findings and Recommendations
		<p>services billed to the Children's Health Insurance Program (CHIP). The Department provides ongoing communications via Medicaid Bulletins and other communication venues.</p> <p>The timeliness of the Department's implementation of legislatively mandated rate changes may be impacted by many factors that are not determined by the Department, e.g., the effective date of the rate change specified in the legislation, the date the rate change is approved by the federal oversight agency, etc. These factors may impact the Department's ability to make such rate changes prior to the end of the fiscal year in which it is effective.</p> <p>The Department will review the sixteen (16) claim errors cited to determine which errors may be resolved by requiring additional documentation from the providers. Appropriate collection or payment will be made as necessary. The anticipated completion date is June 30, 2015.</p>
2014-070	<p>Allowable Costs/ Cost Principles:</p> <p>Significant Deficiency</p> <p>Questioned Cost Finding</p> <p>\$21,538</p>	<p><u>Deficiencies with the Rate Change Process</u></p> <p>Nineteen rate changes from a sample of 60 (32%) lacked proper supporting documentation to evidence the Department's timely review of the modification in the claims processing system (NCTracks).</p> <p>Additional testing procedures identified the following errors:</p> <ul style="list-style-type: none"> <li>One rate modification was implemented prior to federal oversight agency approval and resulted in a net overpayment of \$20,125, and \$15,305 in questioned cost.</li> <li>One rate modification was not implemented as required by Session Law (SL) 2013-360 and resulted in a net overpayment of \$8,196, and \$6,233 in questioned cost.</li> </ul> <p>The funds that paid improper payments could have been used for additional claims or to reduce the overall cost of the program.</p> <p>The Department relied on documentation from the claims processing contractor instead of independently verifying the rate modifications in NCTracks. The overpayment errors were the result of timing issues for state legislation rate changes that must be approved by the federal oversight agency prior to implementation.</p>

**93.767 CHILDREN'S HEALTH INSURANCE PROGRAM** (continued)**III. Federal Award Findings and Questioned Costs**

U.S. Department of Health and Human Services

N.C. Department of Health and Human Services

For the Fiscal Year Ended June 30, 2014

	Type of Finding/ Questioned Costs	Findings and Recommendations
		<p>OMB Circular A-87 requires costs be consistent with policies, regulations, procedures, and state Medicaid plan and rates.</p> <p><i>Federal Award Information:</i> This finding affects the Children's Health Insurance Program federal grant awards 05-1305NC5021 and 05-1405NC5021 for the federal fiscal years ended September 30, 2013, and 2014, respectively.</p> <p><i>Recommendations:</i> The Department should update and follow existing policies for independent verification of rate modifications in NCTracks.</p> <p>The Department should recoup identified overpayments.</p> <p><i>Agency Response:</i> The Department has reviewed its existing procedures and will ensure the appropriate documentation is reviewed and retained to support rate modifications in NCTracks.</p> <p>The Department will initiate recoupment of amounts identified as overpayments/ underpayments. The anticipated completion date is June 30, 2015.</p>
2014-071	<p>Allowable Costs/ Cost Principles:</p> <p>Significant Deficiency</p>	<p><u>Deficiencies in NCTracks Program Change Controls</u></p> <p>The Department lacked formal business user approval documentation for three program modification requests tested from a population of 12 completed during state fiscal year 2014.</p> <p>Improper program changes could result in improper payments increasing the overall cost of the program.</p> <p>When the Department converted to the new claims processing system (NCTracks) documented approval by the business user was not fully implemented.</p> <p>Section BAI07 of the Cobit5 Manage Change Acceptance and Transitioning requires acceptance testing meets stakeholder approval and takes into account all aspects of the implementation and conversion plans.</p> <p><i>Federal Award Information:</i> This finding affects the Children's Health Insurance Program federal grant awards 05-1305NC5021 and 05-1405NC5021 for the federal fiscal years ended September 30, 2013, and 2014, respectively.</p>

**93.767 CHILDREN'S HEALTH INSURANCE PROGRAM** (continued)**III. Federal Award Findings and Questioned Costs**

U.S. Department of Health and Human Services

N.C. Department of Health and Human Services

For the Fiscal Year Ended June 30, 2014

	Type of Finding/ Questioned Costs	Findings and Recommendations
		<p><i>Recommendation:</i> The Department should ensure that formal approval policies and procedures are adequate and operating for all program changes.</p> <p><i>Agency Response:</i> The Department has implemented more formal approval processes for NCTracks and will review these processes, make any necessary modifications to ensure that formal business user approval documentation is maintained, and communicate appropriate information to the business stakeholders by May 1, 2015. The Department will also periodically review system changes to ensure compliance with established policies and procedures, including the retention of formal business user approval documentation.</p>
2014-072	<p>Allowable Costs/ Cost Principles:</p> <p>Significant Deficiency</p>	<p><u>Deficiencies in Provider Enrollment and Termination Processes</u></p> <p>The Department contracts with a service provider to perform enrollment, credentialing, and verification activities for provider participation in the Children's Health Insurance Program.</p> <p>Twenty enrollment and re-enrollment applications tested from a sample of 70 (29%) identified errors including:</p> <ul style="list-style-type: none"> <li>• No evidence that an accreditation check, background check, Office of Inspector General search, and/or North Carolina penalty search was conducted for owners, office administrators, and/or managing employees.</li> <li>• No evidence that out-of-state/border providers were verified as eligible in their home states.</li> <li>• Verifications performed included typographical errors. For example, searches were performed using incorrect social security numbers or misspelled names.</li> <li>• Provider license number and/or name were incorrect in the claims processing system (NCTracks).</li> </ul> <p>Some enrollment applications include multiple types of errors.</p> <p>Twenty-two of 85 (26%) providers with licenses suspended, surrendered, or revoked were not properly terminated in NCTracks.</p>

**93.767 CHILDREN'S HEALTH INSURANCE PROGRAM** (continued)**III. Federal Award Findings and Questioned Costs**

U.S. Department of Health and Human Services

N.C. Department of Health and Human Services

For the Fiscal Year Ended June 30, 2014

Type of Finding/ Questioned Costs	Findings and Recommendations
	<p>As a result, there is increased risk of payments to ineligible providers.</p> <p>The Department did not have adequate monitoring procedures in place to ensure that the contractor was performing as contracted and delivering expected results.</p> <p>In accordance with 42 CFR 455, the state agency must confirm the identity and determine the exclusion status of providers and any person with an ownership or control interest or who is an agent or managing employee of the provider through routine checks of federal databases. The state agency must also have a method for verifying providers' licenses and confirm that they have not expired or have no current limitations.</p> <p><i>Federal Award Information:</i> This finding affects the Children's Health Insurance Program federal grant awards 05-1305NC5021 and 05-1405NC5021 for the federal fiscal years ended September 30, 2013, and 2014, respectively.</p> <p><i>Recommendation:</i> The Department should develop and implement monitoring procedures over provider enrollment and termination processes to ensure that payments are made only to eligible medical providers.</p> <p><i>Agency Response:</i> The Department has processes in place to monitor provider eligibility. The Department's Division of Medical Assistance (DMA) Provider Services' staff routinely reviews enrollments, re-enrollments, terminations, and changes to enrollment as a result of provider phone calls, managerial referrals, and inquiries from the service provider and provides instruction to the service provider of necessary corrective action via NL's (non-live interaction forms) and numbered memos as necessary as a result of the routine review.</p> <p>In September 2013, the Department implemented a new monitoring plan. The Department has updated the existing monitoring tool that is being tested by the Department's monitors of the service provider. The tool will be adequately tested and fully implemented by April 15, 2015.</p> <p>The Department is also working with the service provider on developing a quality assurance process to be performed by the service provider enrollment coordinators prior to enrolling providers to ensure enrollment accuracy. The anticipated completion date is June 30, 2015.</p>

**93.767 CHILDREN'S HEALTH INSURANCE PROGRAM** (continued)**III. Federal Award Findings and Questioned Costs**

U.S. Department of Health and Human Services

N.C. Department of Health and Human Services

For the Fiscal Year Ended June 30, 2014

	Type of Finding/ Questioned Costs	Findings and Recommendations
2014-073	<p><u>Allowable Costs/ Cost Principles:</u></p> <p>Significant Deficiency</p>	<p><u>Deficiencies with Program Integrity Functions</u></p> <p>The Department failed to ensure all required program integrity investigations were completed. Multiple deficiencies were noted in the tracking of program integrity investigations, including:</p> <ul style="list-style-type: none"> <li>• Inadequate procedures to ensure case tracking data is accurate and reliable</li> <li>• Inadequate procedures to track monitoring efforts over a contractor performing investigations</li> </ul> <p>As a result, provider fraud could remain undetected and noncompliant providers could continue to receive payments.</p> <p>The Department's tracking database has multiple users with unlimited access, making it difficult to control the accuracy of data. In addition, there is no mechanism to ensure the investigations were properly closed. Also, multiple program integrity sections review contractor performance with no consolidation to ensure all necessary reviews were completed.</p> <p>In accordance with OMB Circular A-133 section .210(f), the state agency is responsible for ensuring compliance for vendor transactions which are structured such that the vendor is responsible for program compliance or the vendor's records must be reviewed to determine program compliance.</p> <p><i>Federal Award Information:</i> This finding affects the Children's Health Insurance Program federal grant awards 05-1305NC5021 and 05-1405NC5021 for the federal fiscal years ended September 30, 2013, and 2014, respectively.</p> <p><i>Recommendations:</i> The Department should create policies and procedures to ensure investigation tracking data is accurate and reliable.</p> <p>The Department should develop policies and procedures to adequately monitor contractor performance.</p> <p><i>Agency Response:</i> The Department began utilizing a new program integrity case tracking database in May of 2014. The database will be fully functional to meet Program Integrity's case tracking needs by June 30, 2015.</p> <p>The Department updated its policies and procedures to adequately monitor contractor performance in Fall 2014.</p>

**93.767 CHILDREN'S HEALTH INSURANCE PROGRAM** (continued)**III. Federal Award Findings and Questioned Costs**

U.S. Department of Health and Human Services

N.C. Department of Health and Human Services

For the Fiscal Year Ended June 30, 2014

	Type of Finding/ Questioned Costs	Findings and Recommendations
2014-074	<u>Eligibility:</u>	<u>Deficiencies in County Eligibility Determination Processes</u>
	Questioned Cost Finding	<p>County departments of social services offices process applications related to the Children's Health Insurance Program. Certified Public Accountants performing the county audits tested 1,244 case files and found eligibility documentation deficiencies in 21 (1.7%) cases. The document deficiencies noted by the auditors were related to key eligibility requirements for the program. The deficiencies found are described below:</p> <ul style="list-style-type: none"> <li>Fourteen client files did not contain all the required eligibility and budget documentation. These files were missing items to support the budget, verification of required data matches, and budget verification forms.</li> <li>Six client files were missing or contained inaccurate budget calculations.</li> <li>One client file did not indicate the correct certification period; therefore, the recipient would be ineligible for the duration of the incorrect period.</li> </ul> <p>There were no questioned costs identified by the auditors; however, these errors identify the potential for questioned costs exceeding \$10,000 for the program. OMB A-133 Section .510(a)(3) requires auditors to report known questioned costs when likely questioned costs are greater than \$10,000. Even though sample results identified no questioned costs, if tests were extended to the entire population, questioned costs would likely exceed \$10,000 and could be significant to the program.</p> <p>The issues identified could result in service payments for ineligible recipients.</p> <p>These errors were caused by the county departments of social services offices not effectively monitoring eligibility determinations to ensure that proper supporting documentation was included.</p> <p>In accordance with 42 CFR 435, documentation must be obtained as needed to determine if a recipient meets specific income standards and documentation must be maintained to support eligibility decisions.</p> <p>Similar aspects of this finding were reported in previous years.</p>

*Federal Award Information:* This finding affects the Children's Health Insurance Program federal grant awards 05-1305NC5021 and

**93.767 CHILDREN'S HEALTH INSURANCE PROGRAM** (continued)**III. Federal Award Findings and Questioned Costs**

U.S. Department of Health and Human Services

N.C. Department of Health and Human Services

For the Fiscal Year Ended June 30, 2014

Type of Finding/ Questioned Costs	Findings and Recommendations
	<p>05-1405NC5021 for the federal fiscal years ended September 30, 2013, and 2014, respectively.</p> <p><i>Recommendation:</i> The Department should monitor to ensure eligibility determinations are completed accurately and supporting documentation is maintained in case files.</p> <p><i>Agency Response:</i> The Department notes two observations regarding the auditors' findings. First, it appears that the auditors aggregated the test results of work performed by several CPA firms who were contracted individually to evaluate the compliance and control environments within all county-operated programs across the state but failed to take into consideration the disparate control environments within each county, as well as the disparate populations of the counties, which would have compelled the auditors to stratify their sample to be truly representative of the population. In addition, the auditors' assertion that the errors detected likely would result in questioned costs exceeding \$10,000 and could be significant for the program are not supported by the fact that no questioned costs are identified and the error rate (1.7%) is well below the minimum threshold to justify the extrapolation of results.</p> <p>The Department will continue to provide training to the county departments of social services. Additional guidance and instructions will be provided on the proper utilization of the eligibility manuals in determining the supporting documentation to retain in case files. The Department will conduct onsite county departments of social services reviews and visits to ensure compliance. The Department will also conduct periodic targeted record reviews as needed. The anticipated completion date is June 30, 2015.</p> <p><i>Auditor Response:</i> The Department's assertion that the Office of the State Auditor (OSA) cannot draw the stated conclusions is incorrect. Specifically:</p> <p>The audit methodology used by the OSA and county Certified Public Accountants (CPAs) speaks to the disparate control environment and populations at each county. The CPAs, who were performing the county's annual audit of federal expenditures, perform audits of the eligibility function under agreement with the OSA. Samples and sample sizes for each county are based on a risk assessment, which takes into account the control environment.</p> <p>Further, the Department is confusing the criteria for reporting findings and questioned costs with the thresholds used by federal agencies to seek reimbursement or other sanctions. The federal requirement for reporting questioned costs is based on the effect of the errors found as a result of tests</p>



**93.767 CHILDREN'S HEALTH INSURANCE PROGRAM** (continued)

**III. Federal Award Findings and Questioned Costs**

U.S. Department of Health and Human Services

N.C. Department of Health and Human Services

For the Fiscal Year Ended June 30, 2014

Type of Finding/ Questioned Costs	Findings and Recommendations
	<p>performed on the population. If the errors detected are \$10,000 or more or indicate errors of \$10,000 or more exist in the population, the errors are required to be reported. The evidence obtained through the tests performed provided sufficient evidence that known or likely errors of \$10,000 or more existed in the population.</p> <p>Findings and questioned costs, as reported by auditors, are used by the federal agencies to determine whether to pursue the magnitude of the errors. Once the federal agency decides to perform their own audit/investigation, different thresholds are used than those required by auditors performing OMB Circular A-133 Single Audits.</p>

**93.778 MEDICAL ASSISTANCE PROGRAM****III. Federal Award Findings and Questioned Costs**

U.S. Department of Health and Human Services

N.C. Department of Health and Human Services

For the Fiscal Year Ended June 30, 2014

	Type of Finding/ Questioned Costs	Findings and Recommendations
2014-075	<u>Allowable Costs/ Cost Principles:</u>  Material Weakness  Material Noncompliance  Questioned Cost Finding  \$303,169	<u>Errors in Medicaid Provider Billing and Payment Process</u>  <p>The Department processed over 119 million payments for services totaling over \$10 billion during state fiscal year 2014. Sixty-six claims of a sample of 272 (24%) tested had errors. The total errors identified resulted in net overpayments of \$464,942 and federal questioned costs of \$303,169. Even though sample results identified only \$303,169 in questioned costs, if tests were extended to the entire population, questioned costs could be material to the program.</p> <p>Seventeen errors of the 66 were related to no documentation provided to support the claim and represents \$456,612 (98%) of the overpayments.</p> <p>Other types of provider errors identified in 23 of the sampled claims included:</p> <ul style="list-style-type: none"> <li>• Documentation provided did not meet the requirements set forth by North Carolina Medicaid policy.</li> <li>• Claims were not properly billed.</li> <li>• Documentation provided was insufficient or improper support for the services rendered.</li> </ul> <p>The Department was also responsible for 22 of the following types of errors:</p> <ul style="list-style-type: none"> <li>• Application of payment methodology that was inconsistent with the effective North Carolina Medicaid State Plan or policies.</li> <li>• Claims impacted by retroactive rate changes were not voided and replaced prior to the end of the fiscal year.</li> <li>• Third party insurer data was not properly maintained causing the claims processing system (NCTracks) to process a recipient's claim without considering the potential other payer.</li> </ul> <p>The remaining four erroneous claims were a combination of the errors listed above and were caused by both providers and the Department.</p> <p>As a result, the Department made at least \$464,942 of improper payments of Medicaid funds for erroneous claims that could have been used to fund additional claims or reduce the overall cost of the program.</p>

**93.778 MEDICAL ASSISTANCE PROGRAM (continued)****III. Federal Award Findings and Questioned Costs**

U.S. Department of Health and Human Services

N.C. Department of Health and Human Services

For the Fiscal Year Ended June 30, 2014

Type of Finding/ Questioned Costs	Findings and Recommendations
	<p>A significant portion of these errors were caused by providers not submitting necessary documentation or submitting inaccurate data upon request. Because industry practices do not require documentation prior to payment, providers do not have an incentive to respond timely and accurately. The Department is unable to sanction providers for lack of submission as they lack legislative authority to do so. They instead must rely on the hearing process which is costly in both time and funding to the program.</p> <p>Other errors were the result of timing issues concerning state legislation mandated rate changes that must be approved by the federal oversight agency prior to implementation costing additional administrative funds to reprocess claims.</p> <p>In accordance with the 42 CFR 431, Medicaid providers sign an agreement to participate in the program that requires them to maintain records disclosing the extent of services furnished to recipients and, on request, furnish the records to the Department.</p> <p>OMB Circular A-87 requires costs to be adequately documented, authorized by and consistent with regulations, in conformity with conditions of the federal award, necessary, and reasonable.</p> <p>Similar aspects of the finding were reported in previous years.</p> <p><i>Federal Award Information:</i> This finding affects the Medical Assistance Program federal grant awards 05-1305NC5MAP and 05-1405NC5MAP for the federal fiscal years ended September 30, 2013, and 2014, respectively.</p> <p><i>Recommendations:</i> The Department should continue to enhance its control procedures to improve the accuracy of the claims payment process:</p> <ul style="list-style-type: none"> <li>• Management should ensure the proper and timely implementation of system changes, including effective payment edits and/or audits.</li> <li>• Emphasis should be placed on educating providers as to proper coding and documentation standards necessary to support the medical services being provided.</li> <li>• Updated legislation should be considered to empower the Department with the ability to sanction unresponsive providers.</li> <li>• Identified over and underpaid claims should be followed up for timely and appropriate collection or payment.</li> </ul>

**93.778 MEDICAL ASSISTANCE PROGRAM (continued)****III. Federal Award Findings and Questioned Costs**

U.S. Department of Health and Human Services

N.C. Department of Health and Human Services

For the Fiscal Year Ended June 30, 2014

	Type of Finding/ Questioned Costs	Findings and Recommendations
		<p><i>Agency Response:</i> The Department has established and adheres to control procedures that ensure the proper implementation of system changes and accuracy of claims payments.</p> <p>The Department will continue to educate providers about proper documentation required to support the medical necessity and proper coding of services billed to the Medicaid Program. The Department provides ongoing communications via Medicaid Bulletins and other communication venues.</p> <p>The timeliness of the Department's implementation of legislatively-mandated rate changes may be impacted by many factors that are not determined by the Department, e.g., the effective date of the rate change specified in the legislation, the date the rate change is approved by the federal oversight agency, etc. These factors may impact the Department's ability to make such rate changes prior to the end of the fiscal year in which it is effective.</p> <p>The Department will review the sixty-six (66) claim errors cited to determine which errors may be resolved by requiring additional documentation from the providers. Appropriate collection or payment will be made as necessary. Anticipated completion date is June 30, 2015.</p>
2014-076	<p>Allowable Costs/ Cost Principles:</p> <p>Significant Deficiency</p> <p>Questioned Cost Finding</p> <p>\$8,629,597</p>	<p><u>Medicaid Disproportionate Share Hospital Payments Made Incorrectly</u></p> <p>The Department made inaccurate Medicaid disproportionate share hospital payments. These payments provide financial assistance to hospitals that serve a large number of low-income patients.</p> <p>Multiple errors were noted, including:</p> <ul style="list-style-type: none"> <li>• Data entry errors in the payment models</li> <li>• Failure to use prior payments in the calculation of current payments</li> <li>• Incorrectly including specific providers and/or provider types in calculations</li> <li>• Failure to incorporate an adjustment in the allotment amount used in a calculation model</li> <li>• Use of incorrect information within a model to calculate payments</li> </ul>

**93.778 MEDICAL ASSISTANCE PROGRAM (continued)****III. Federal Award Findings and Questioned Costs**

U.S. Department of Health and Human Services

N.C. Department of Health and Human Services

For the Fiscal Year Ended June 30, 2014

Type of Finding/ Questioned Costs	Findings and Recommendations
	<ul style="list-style-type: none"> <li>• Inclusion of ineligible providers in some payment calculations</li> <li>• Failure to follow developed methodologies when calculating payment amounts</li> <li>• Payment type for one provider was incorrect</li> <li>• Inaccurate use of the federal medical assistance percentage</li> </ul> <p>Some payments include multiple types of errors. The total errors identified resulted in a net overpayment of \$12,898,388 from the total paid of \$2,706,328,287 (.47%), resulting in federal questioned costs of \$8,629,597.</p> <p>As a result, the Department made \$12,898,388 improper payments of Medicaid funds that could have been used to reduce the overall cost of the program.</p> <p>The complex, manual nature of the calculations increases the likelihood of payment errors. According to the Department, there was a misunderstanding about which federal medical assistance percentage to apply.</p> <p>OMB Circular A-87 requires that costs be necessary and reasonable for proper and efficient administration of the grant program and adequately documented.</p> <p>Similar aspects of this finding were reported in the prior year.</p> <p><i>Federal Award Information:</i> This finding affects the Medical Assistance Program federal grant awards 05-1305NC5MAP and 05-1405NC5MAP for the federal fiscal years ended September 30, 2013, and 2014, respectively.</p> <p><i>Recommendation:</i> The Department should develop policies and procedures to ensure that payments are made accurately, rely on correct information, and apply the correct federal medical assistance percentage.</p> <p><i>Agency Response:</i> The MRI/GAP payment model is based upon a federal fiscal year; so therefore, the audit period covered the first three quarters of the FFY 2014 payment model and the last quarter of the previous FFY 2013 model. For the FFY 2014 payment model, the audit of the payment model is based on the model in draft form and the auditor's review did not include the resolution of issues that occurred with the fourth quarter payments.</p>

**93.778 MEDICAL ASSISTANCE PROGRAM (continued)****III. Federal Award Findings and Questioned Costs**

U.S. Department of Health and Human Services

N.C. Department of Health and Human Services

For the Fiscal Year Ended June 30, 2014

	Type of Finding/ Questioned Costs	Findings and Recommendations
		<p>In fact, the Department corrected data errors, payment calculations, and changes to hospital classification and status in the fourth quarter of the FFY 2014 payment model. Overpayments from the FFY 2013 fourth quarter payment model have been collected. The federal share has been returned to CMS via the CMS 64 quarterly report.</p> <p>The Department also implemented policies and procedures to ensure that payments are made accurately, rely on correct information, and apply the correct federal medical assistance percentage. Payment memos are sent to the Department's Division of Medical Assistance (DMA) Budget Office for coding verification to draw the appropriate federal medical assistance percentages. Upon confirmation, the memos are sent for approval.</p> <p><i>Auditor Response:</i> As stated in the Department's response, audit procedures were performed for the state fiscal year that encompasses July 1, 2013 through June 30, 2014. All corrective transactions reported by the Department occurred after the end of the audit period. Auditors will review the corrective actions in the subsequent audit.</p>
2014-077	<p><u>Allowable Costs/ Cost Principles:</u></p> <p>Significant Deficiency</p> <p>Questioned Cost Finding</p> <p>\$480,361</p>	<p><u>Deficiencies with the Rate Change Process</u></p> <p>Nineteen rate changes from a sample of 60 (32%) lacked adequate documentation to support the Department's timely review of modifications to the claims processing system (NCTracks).</p> <p>Additional tests identified the following errors:</p> <ul style="list-style-type: none"> <li>One rate modification was implemented prior to federal oversight agency approval and resulted in a net overpayment of \$575,235, and \$380,545 in questioned cost.</li> <li>One rate modification was not implemented as required by Session Law (SL) 2013-360 and resulted in a net overpayment of \$150,773, and \$99,816 in questioned cost.</li> </ul> <p>The funds that paid improper payments could have been used for additional claims or to reduce the overall cost of the program.</p> <p>The Department relied on documentation from the claims processing contractor instead of independently verifying the rate modifications in NCTracks. The overpayment errors were the result of timing issues for state</p>

**93.778 MEDICAL ASSISTANCE PROGRAM (continued)****III. Federal Award Findings and Questioned Costs**

U.S. Department of Health and Human Services

N.C. Department of Health and Human Services

For the Fiscal Year Ended June 30, 2014

	Type of Finding/ Questioned Costs	Findings and Recommendations
		<p>legislation rate changes that must be approved by the federal oversight agency prior to implementation.</p> <p>OMB Circular A-87 requires costs be consistent with policies, regulations, procedures, and state Medicaid plan and rates.</p> <p><i>Federal Award Information:</i> This finding affects the Medical Assistance Program federal grant awards 05-1305NC5MAP and 05-1405NC5MAP for the federal fiscal years ended September 30, 2013, and 2014, respectively.</p> <p><i>Recommendations:</i> The Department should update and follow existing policies for independent verification of rate modifications in NCTracks.</p> <p>The Department should recoup identified overpayments.</p> <p><i>Agency Response:</i> The Department has reviewed its existing procedures and will ensure the appropriate documentation is reviewed and retained to support rate modifications in NCTracks.</p> <p>The Department will initiate recoupment of amounts identified as overpayments / underpayments. The anticipated completion date is June 30, 2015.</p>
2014-078	<p>Allowable Costs/ Cost Principles:</p> <p>Significant Deficiency</p>	<p><u>Deficiencies in NCTracks Program Change Controls</u></p> <p>The Department lacked formal business user approval documentation for three program modification requests tested from a population of 12 completed during state fiscal year 2014.</p> <p>Improper program changes could result in improper payments increasing the overall cost of the program.</p> <p>When the Department converted to the new claims processing system (NCTracks) documented approval by the business user was not fully implemented.</p> <p>Section BAI07 of the Cobit5 Manage Change Acceptance and Transitioning requires acceptance testing meets stakeholder approval and takes into account all aspects of the implementation and conversion plans.</p> <p><i>Federal Award Information:</i> This finding affects the Medical Assistance Program federal grant awards 05-1305NC5MAP and 05-1405NC5MAP for the federal fiscal years ended September 30, 2013, and 2014, respectively.</p>

**93.778 MEDICAL ASSISTANCE PROGRAM (continued)****III. Federal Award Findings and Questioned Costs**

U.S. Department of Health and Human Services

N.C. Department of Health and Human Services

For the Fiscal Year Ended June 30, 2014

	Type of Finding/ Questioned Costs	Findings and Recommendations
		<p><i>Recommendation:</i> The Department should ensure that formal approval policies and procedures are adequate and operating for all program changes.</p> <p><i>Agency Response:</i> The Department has implemented more formal approval processes for NCTracks and will review these processes, make any necessary modifications to ensure that formal business user approval documentation is maintained, and communicate appropriate information to the business stakeholders by May 1, 2015. The Department will also periodically review system changes to ensure compliance with established policies and procedures, including the retention of formal business user approval documentation.</p>
2014-079	<p><u>Eligibility:</u></p> <p>Questioned Cost Finding</p> <p>\$13,082</p>	<p><u>Deficiencies in County Eligibility Determination Processes</u></p> <p>County departments of social services offices process applications related to the Medicaid Program. Certified Public Accountants performing the county audits tested 5,023 case files and found eligibility documentation deficiencies in 164 (3%) cases. The auditors identified questioned costs of \$13,082. Even though sample results identified only \$13,082 in questioned costs, if tests were extended to the entire population, questioned costs could be significant to the program.</p> <p>The document deficiencies noted by the auditors were related to key eligibility requirements for the program. The deficiencies found are described below:</p> <ul style="list-style-type: none"> <li>• Three client files could not be located.</li> <li>• Fifty-eight client files did not contain all the required eligibility and budget documentation. These case files were missing budget verification forms and verification of medical expenses.</li> <li>• Forty-nine client files did not contain all the required eligibility documentation. These case files were missing signed applications, proof of residency, and online verification documentation.</li> <li>• Thirty client files were missing or contained inaccurate calculations related to the budget. These inaccurate calculations included errors in the computation of income and documentation of wages.</li> <li>• Twenty-four files were ineligible for the entire Medicaid coverage period. The errors pertained to items such as a recipient being incarcerated and not suspended from Medicaid eligibility and a case</li> </ul>



**93.778 MEDICAL ASSISTANCE PROGRAM (continued)****III. Federal Award Findings and Questioned Costs**

U.S. Department of Health and Human Services

N.C. Department of Health and Human Services

For the Fiscal Year Ended June 30, 2014

Type of Finding/ Questioned Costs	Findings and Recommendations
	<p>file that was not terminated at the end of the approved certification period.</p> <p>The issues identified resulted in at least \$13,082 of service payments for ineligible recipients.</p> <p>These errors were caused by the county departments of social services offices not effectively monitoring eligibility determinations to ensure that proper supporting documentation was included.</p> <p>In accordance with 42 CFR 435, documentation must be obtained as needed to determine if a recipient meets specific income standards and documentation must be maintained to support eligibility decisions.</p> <p>Similar aspects of the finding were reported in previous years.</p> <p><i>Federal Award Information:</i> This finding affects the Medical Assistance Payments federal grant awards 05-1305NC5MAP and 05-1405NC5MAP for the federal fiscal years ended September 30, 2013, and 2014, respectively.</p> <p><i>Recommendation:</i> The Department should monitor to ensure eligibility determinations are completed accurately and supporting documentation is maintained in case files.</p> <p><i>Agency Response:</i> The Department notes two observations regarding the auditors' findings. First, it appears that the auditors aggregated the test results of work performed by several CPA firms who were contracted individually to evaluate the compliance and control environments within all county-operated programs across the state but failed to take into consideration the disparate control environments within each county, as well as the disparate populations of the counties, which would have compelled the auditors to stratify their sample to be truly representative of the population. In addition, the auditors assertion that the errors detected likely would result in questioned costs that could be significant for the program are not supported by the fact that the error rate (3%) is well below the minimum threshold to justify the extrapolation of results.</p> <p>The Department will continue to provide training to the county departments of social services. Additional guidance and instructions will be provided on the proper utilization of the eligibility manuals in determining the supporting documentation to retain in casefiles. The Department will conduct onsite county departments of social services reviews and visits to ensure</p>

**93.778 MEDICAL ASSISTANCE PROGRAM (continued)****III. Federal Award Findings and Questioned Costs**

U.S. Department of Health and Human Services

N.C. Department of Health and Human Services

For the Fiscal Year Ended June 30, 2014

Type of Finding/ Questioned Costs	Findings and Recommendations
	<p>compliance. The Department will also conduct periodic targeted record reviews as needed. The anticipated completion date is June 30, 2015.</p> <p>The Department will review questioned costs identified and make the appropriate recoupments. The anticipated completion date is June 30, 2015.</p> <p><i>Auditor Response:</i> The Department's assertion that the Office of the State Auditor (OSA) cannot draw the stated conclusions is incorrect. Specifically:</p> <p>The audit methodology used by the OSA and county Certified Public Accountants (CPAs) speaks to the disparate control environment and populations at each county. The CPAs, who were performing the county's annual audit of federal expenditures, perform audits of the eligibility function under agreement with the OSA. Samples and sample sizes for each county are based on a risk assessment, which takes into account the control environment.</p> <p>Further, the Department is confusing the criteria for reporting findings and questioned costs with the thresholds used by federal agencies to seek reimbursement or other sanctions. The federal requirement for reporting questioned costs is based on the effect of the errors found as a result of tests performed on the population. If the errors detected are \$10,000 or more or indicate errors of \$10,000 or more exist in the population, the errors are required to be reported. The evidence obtained through the tests performed provided sufficient evidence that known or likely errors of \$10,000 or more existed in the population.</p> <p>Findings and questioned costs, as reported by auditors, are used by the federal agencies to determine whether to pursue the magnitude of the errors. Once the federal agency decides to perform their own audit/investigation, different thresholds are used than those required by auditors performing OMB Circular A-133 Single Audits.</p>
2014-080	<p><u>Special Tests and Provisions:</u></p> <p><u>Deficiencies in Provider Enrollment and Termination Processes</u></p> <p>Material Weakness The Department contracts with a service provider to perform enrollment, credentialing, and verification activities for provider participation in the Medicaid program.</p> <p>Material Noncompliance Twenty enrollment and re-enrollment applications tested from a sample of 70 (29%) identified errors including:</p>

**93.778 MEDICAL ASSISTANCE PROGRAM (continued)****III. Federal Award Findings and Questioned Costs**

U.S. Department of Health and Human Services

N.C. Department of Health and Human Services

For the Fiscal Year Ended June 30, 2014

Type of Finding/ Questioned Costs	Findings and Recommendations
	<ul style="list-style-type: none"> <li>No evidence that an accreditation check, background check, Office of Inspector General search, and/or North Carolina penalty search was conducted for owners, office administrators, and/or managing employees.</li> <li>No evidence that out-of-state/border providers were verified as eligible in their home states.</li> <li>Verifications performed included typographical errors. For example, searches were performed using incorrect social security numbers or misspelled names.</li> <li>Provider license number and/or name were incorrect in the claims processing system (NCTracks).</li> </ul>
	Some enrollment applications include multiple types of errors.
	Twenty-two of 85 (26%) providers with licenses suspended, surrendered, or revoked were not properly terminated in NCTracks.
	As a result, there is increased risk of payments to ineligible providers.
	The Department did not have adequate monitoring procedures in place to ensure that the contractor was performing as contracted and delivering expected results.
	In accordance with 42 CFR 455, the state Medicaid agency must confirm the identity and determine the exclusion status of providers and any person with an ownership or control interest or who is an agent or managing employee of the provider through routine checks of federal databases. The state Medicaid agency must also have a method for verifying providers' licenses and confirm that they have not expired or have no current limitations.
	Similar aspects of the finding were reported in previous years.
	<i>Federal Award Information:</i> This finding affects the Medical Assistance Program federal grant awards 05-1305NC5MAP and 05-1405NC5MAP for the federal fiscal years ended September 30, 2013, and 2014, respectively.
	<i>Recommendation:</i> The Department should develop and implement monitoring procedures for provider enrollment and termination processes to ensure that payments are made only to eligible medical providers.

**93.778 MEDICAL ASSISTANCE PROGRAM (continued)****III. Federal Award Findings and Questioned Costs**

U.S. Department of Health and Human Services

N.C. Department of Health and Human Services

For the Fiscal Year Ended June 30, 2014

	Type of Finding/ Questioned Costs	Findings and Recommendations
		<p><i>Agency Response:</i> The Department has processes in place to monitor provider eligibility. The Department's Division of Medical Assistance (DMA) Provider Services' staff routinely reviews enrollments, re-enrollments, terminations, and changes to enrollment as a result of provider phone calls, managerial referrals, and inquiries from the service provider and provides instruction to the service provider of necessary corrective action via NLIs (non-live interaction forms) and numbered memos as necessary as a result of the routine review.</p> <p>In September 2013, the Department implemented a new monitoring plan. The Department has updated the existing monitoring tool that is being tested by the Department's monitors of the service provider. The tool will be adequately tested and fully implemented by April 15, 2015.</p> <p>The Department is also working with the service provider on developing a quality assurance process to be performed by the service provider enrollment coordinators prior to enrolling providers to ensure enrollment accuracy. The anticipated completion date is June 30, 2015.</p>
2014-081	<p>Special Tests and Provisions:</p> <p>Material Weakness</p>	<p><u>Management Did Not Take Full Corrective Action on Prior Recommendations</u></p> <p>The Department of Health and Human Services (Department) management did not take full corrective action on prior year audit findings for three major federal programs audited for the current fiscal year ended June 30, 2014.</p> <p>Medical Assistance Program</p> <p>Deficiencies in Provider Enrollment and Termination Processes – The Department continued to inadequately monitor the contracted service provider to ensure eligible medical providers are enrolled and ineligible providers are terminated from the program. As described in current year finding 2014-080, audit tests indicated an increase in enrollment and termination errors.</p> <p>Deficiencies with Program Integrity Functions – As described in current year finding 2014-082, the Department continued to inadequately track and review case investigations.</p> <p>See finding 2014-044 for a description.</p>

**93.778 MEDICAL ASSISTANCE PROGRAM** (continued)**III. Federal Award Findings and Questioned Costs**

U.S. Department of Health and Human Services

N.C. Department of Health and Human Services

For the Fiscal Year Ended June 30, 2014

	Type of Finding/ Questioned Costs	Findings and Recommendations
2014-082	Special Tests and <u>Provisions:</u>  Significant Deficiency	<p><u>Deficiencies with Program Integrity Functions</u></p> <p>The Department failed to ensure all required program integrity investigations were completed. Multiple deficiencies were noted in the tracking of program integrity investigations, including:</p> <ul style="list-style-type: none"> <li>• Inadequate procedures to ensure case tracking data is accurate and reliable.</li> <li>• Inadequate procedures to track monitoring efforts over a contractor performing investigations.</li> <li>• Insufficient documentation to substantiate a complete investigation for three of 72 (4%) investigations tested. If tests were extended to the entire population of 2,011 investigations, the results could be significant to the program.</li> </ul> <p>As a result, provider fraud could remain undetected and noncompliant providers could continue to receive payments.</p> <p>The Department's tracking database has multiple users with unlimited access, making it difficult to control the accuracy of data. In addition, there is no mechanism to ensure the investigations were properly closed. Also, multiple program integrity sections review contractor performance with no consolidation to ensure all necessary reviews were completed.</p> <p>In accordance with OMB Circular A-133 section .210(f), the state agency is responsible for ensuring compliance for vendor transactions which are structured such that the vendor is responsible for program compliance or the vendor's records must be reviewed to determine program compliance.</p> <p>In addition, 42 CFR 455 requires the state agency to conduct a full investigation if the findings of a preliminary investigation give the agency reason to believe that an incident of fraud or abuse has occurred.</p> <p>Similar aspects of the finding were reported in previous years.</p> <p><i>Federal Award Information:</i> This finding affects the Medical Assistance Program federal grant awards 05-1305NC5MAP and 05-1405NC5MAP for the federal fiscal years ended September 30, 2013, and 2014, respectively.</p> <p><i>Recommendations:</i> The Department should create policies and procedures to ensure investigation tracking data is accurate and reliable.</p>

**93.778 MEDICAL ASSISTANCE PROGRAM** (continued)**III. Federal Award Findings and Questioned Costs**

U.S. Department of Health and Human Services

N.C. Department of Health and Human Services

For the Fiscal Year Ended June 30, 2014

Type of Finding/ Questioned Costs	Findings and Recommendations
	<p>The Department should develop policies and procedures to adequately monitor contractor performance.</p> <p>The Department should review cases to determine if fraud is suspected and a full investigation is necessary prior to closing.</p> <p><i>Agency Response:</i> The Department notes that the auditors' assertion that the errors detected likely would result in questioned costs that could be significant for the program are not supported by the fact that the error rate (4%) is below the minimum threshold to justify the extrapolation of results.</p> <p>The Department began utilizing a new program integrity case tracking database in May of 2014. The database will be fully functional to meet Program Integrity's case tracking needs by June 30, 2015.</p> <p>The Department updated its policies and procedures to adequately monitor contractor performance in Fall 2014.</p> <p><i>Auditor Response:</i> This finding is related to fraud detection and not questioned costs. It is qualitatively significant to the program since it is dealing with fraud detection controls. In addition, OMB Circular A-133 does not establish a minimum threshold to justify the extrapolation of results.</p>

**93.917 HIV CARE FORMULA GRANTS****III. Federal Award Findings and Questioned Costs**

U.S. Department of Health and Human Services

N.C. Department of Health and Human Services

For the Fiscal Year Ended June 30, 2014

	Type of Finding/ Questioned Costs	Findings and Recommendations
2014-083	Subrecipient <u>Monitoring:</u>  Significant Deficiency  Questioned Cost Finding  \$10,327	<p data-bbox="537 562 1138 590"><u>Deficiencies in Subrecipient Monitoring Procedures</u></p> <p data-bbox="537 625 1476 867">The Department did not recoup funds paid for ineligible participants. The grant is used to provide medical assistance and support services to individuals diagnosed with Human Immunodeficiency Virus (HIV) and Acquired Immunodeficiency Syndrome (AIDS) related illnesses. Approximately \$8.6 million of the grant funds are administered by 14 subrecipients. Eight of 14 (57%) subrecipients had monitoring visits that resulted in eligibility errors and \$10,327 in questioned costs; in which, the Department did not recoup the funds paid on behalf of ineligible participants.</p> <p data-bbox="537 903 1476 961">As a result, ineligible participants received \$10,327 of benefits increasing the overall costs of the program.</p> <p data-bbox="537 997 1476 1176">There was no formal process for recouping funds expended on behalf of ineligible participants. According to the Department, subrecipients served individuals where eligibility documentation was incomplete at the time of service. The Department ensured these clients were not served again until proof of eligibility was obtained. However, the Department did not consider it cost effective to recoup the funds.</p> <p data-bbox="537 1211 1476 1331">OMB Circular A-133 requires the state to monitor the activities of subrecipients as necessary to ensure federal awards are used in compliance with provisions of contracts and that performance goals are achieved. In addition, appropriate sanctions should be taken for subrecipient noncompliance.</p> <p data-bbox="537 1367 1476 1455"><i>Federal Award Information:</i> This finding affects the HIV Care Formula Grants federal grant awards X07HA00051 for the fiscal years ended March 31, 2014, and 2015.</p> <p data-bbox="537 1491 1476 1549"><i>Recommendation:</i> The Department should recoup payments made on behalf of ineligible participants.</p> <p data-bbox="537 1585 1476 1726"><i>Agency Response:</i> The Department has initiated efforts to recoup the questioned costs identified by the auditors. In addition, the relevant monitoring manuals will be revised to include prescribed procedures that specifically identify recoupment of funds paid to ineligible participants. The anticipated completion date is June 30, 2015.</p>

**93.959 BLOCK GRANTS FOR PREVENTION AND TREATMENT OF SUBSTANCE ABUSE****III. Federal Award Findings and Questioned Costs**

U.S. Department of Health and Human Services

N.C. Department of Health and Human Services

For the Fiscal Year Ended June 30, 2014

	Type of Finding/ Questioned Costs	Findings and Recommendations
2014-084	<p><u>Allowable Costs/ Cost Principles:</u></p> <p>Significant Deficiency</p> <p>Questioned Cost Finding</p> <p>\$74,997</p>	<p><u>Improper Reclassification of Refunds</u></p> <p>Auditors tested 15 out of 37 grant expenditure adjustments and identified eight (53%) improper reclassifications, resulting in \$74,997 of questioned costs. In each case, refunds received for expired grants were applied incorrectly to the current year.</p> <p>As a result, the Department used \$74,997 of funding outside applicable grant periods in violation of federal guidelines.</p> <p>The Department did not follow the federal guidelines for prior year refunds for the program.</p> <p>Federal regulation 42 USC 300 requires that any amount paid to a state for a fiscal year shall be available for obligation and expenditure for only two federal fiscal years.</p> <p><i>Federal Award Information:</i> This finding affects the Block Grants for Prevention and Treatment of Substance Abuse federal grant awards TI010032-12, TI010032-13 and TI010032-14 for federal fiscal years ended September 30, 2012 to 2014.</p> <p><i>Recommendation:</i> The Department should develop and implement procedures to ensure that refunds received are accurately recorded and refunds received outside the applicable grant period are returned to the federal oversight agency.</p> <p><i>Agency Response:</i> Guidance will be requested from the federal funding agencies on returning and reporting refunds. Until then, the Department will apply refunds to the time period of the original payment. The anticipated completion date is June 30, 2015.</p>
2014-085	<p><u>Allowable Costs/ Cost Principles:</u></p> <p>Significant Deficiency</p> <p>Questioned Cost Finding</p> <p>\$40</p>	<p><u>Errors in Substance Abuse Provider Billing and Payment Process</u></p> <p>The Department processed over 94,000 payments for services totaling over \$5 million during state fiscal year 2014. Four claims of 100 (4%) tested had errors that resulted in net underpayments of \$56.</p> <p>Retroactive third party insurance was not considered for one claim tested. This error resulted in an overpayment and questioned costs of \$40. OMB A-133 Section .510(a)(3) requires auditors to report known questioned costs when likely questioned costs are greater than \$10,000. Even though</p>



**93.959 BLOCK GRANTS FOR PREVENTION AND TREATMENT OF SUBSTANCE ABUSE (continued)****III. Federal Award Findings and Questioned Costs**

U.S. Department of Health and Human Services

N.C. Department of Health and Human Services

For the Fiscal Year Ended June 30, 2014

Type of Finding/ Questioned Costs	Findings and Recommendations
	<p>sample results identified only \$40 in questioned costs, if tests were extended to the entire population, questioned costs would likely exceed \$10,000 and could be significant to the program.</p> <p>In addition, claims were paid using the incorrect rate for three claims. These errors resulted in an underpayment of \$96.</p> <p>Also, policy and rate changes to the claims payment system (NCTracks) are not formally approved and verified for timely update in NCTracks.</p> <p>As a result, the Department made at least \$40 of improper payments of program funds that could have been used to fund additional claims or reduce the overall costs of the program.</p> <p>According to the Department, the edits in NCTracks were designed to ensure proper payments. However, the Department did not perform reviews of claims payments to ensure NCTracks was working appropriately.</p> <p>OMB Circular A-87 require costs to be adequately documented, authorized by and consistent with regulations, in conformity with conditions of the federal award, necessary, and reasonable and net of applicable credits.</p> <p><i>Federal Award Information:</i> This finding affects the Block Grants for Prevention and Treatment of Substance Abuse federal grant awards TI010032-13 and TI010032-14 for the federal fiscal years ended September 30, 2013, and 2014, respectively.</p> <p><i>Recommendations:</i> The Department should continue to enhance its control procedures to improve the accuracy of the claims payment process:</p> <ul style="list-style-type: none"> <li>• Management should ensure the proper and timely implementation of system changes, including effective payment edits and proper rates.</li> <li>• Identified over and underpaid claims should be followed up for timely and appropriate collection or payment.</li> </ul> <p><i>Agency Response:</i> The Department notes that the auditors' assertion that the errors detected likely would result in questioned costs exceeding \$10,000 and could be significant for the program are not supported by the questioned costs identified and the fact that the error rate (4%) is below the minimum threshold to justify the extrapolation of results.</p>

**93.959 BLOCK GRANTS FOR PREVENTION AND TREATMENT OF SUBSTANCE ABUSE (continued)****III. Federal Award Findings and Questioned Costs**

U.S. Department of Health and Human Services

N.C. Department of Health and Human Services

For the Fiscal Year Ended June 30, 2014

Type of Finding/ Questioned Costs	Findings and Recommendations
	<p>The Department did extensive testing of claims processing in NCTracks during our six months of User Acceptance Testing (UAT). The LME-MCOs were also given the opportunity to participate in Provider Operations Preparedness (POP) by sending in claims for adjudication for three different cycles prior to the system going live. The UAT and POP testing procedures were instituted to ensure that claims would process correctly after implementation of NCTracks.</p> <p>Prior to the establishment of each LME-MCO, the rates paid for services rendered were set by the Department. The LME-MCOs are responsible for setting rates for the services they pay their contract providers, upon approval by the Department. Rates may vary by provider, and the LME-MCO indicates the desired rate on the claim that is submitted to the Department. If a rate is not specified when a claim is submitted, then the Department's default rate is used. The LME-MCO gets rate reports from NCTracks and can change or modify a rate or ask for a retroactive adjustment by submitting the NCTracks Rate Request Form to the Department. Rate changes are loaded into NCTracks weekly by Financial Operations before the weekly checkwrite process.</p> <p>The Department will reemphasize that LME-MCOs review all of their published NCTracks reports for accurate payment rates, recipient information, contract providers' information and claims processed in NCTracks.</p> <p>The Department will research and recoup all questioned costs identified. The anticipated completion date is June 30, 2015.</p> <p><i>Auditor Response:</i> The Department's assertion that the Office of the State Auditor (OSA) cannot draw the stated conclusions is incorrect. Specifically:</p> <p>The Department is confusing the criteria for reporting findings and questioned costs with the thresholds used by federal agencies to seek reimbursement or other sanctions. The federal requirement for reporting questioned costs is based on the effect of the errors found as a result of tests performed on the population. If the errors detected are \$10,000 or more or indicate errors of \$10,000 or more exist in the population, the errors are required to be reported. The evidence obtained through the tests performed provided sufficient evidence that likely errors of \$10,000 or more existed in the population.</p> <p>Findings and questioned costs, as reported by auditors, are used by the federal agencies to determine whether to pursue the magnitude of the errors. Once the federal agency decides to perform their own audit/investigation, different thresholds are used than those required by auditors performing OMB Circular A-133 Single Audits.</p>

**93.959 BLOCK GRANTS FOR PREVENTION AND TREATMENT OF SUBSTANCE ABUSE (continued)****III. Federal Award Findings and Questioned Costs**

U.S. Department of Health and Human Services

N.C. Department of Health and Human Services

For the Fiscal Year Ended June 30, 2014

	Type of Finding/ Questioned Costs	Findings and Recommendations
2014-086	<p><u>Allowable Costs/ Cost Principles:</u></p> <p>Significant Deficiency</p>	<p><u>Deficiencies in NCTracks Program Change Controls</u></p> <p>The Department lacked formal business user approval documentation for three program modification requests tested from a population of 12 completed during state fiscal year 2014.</p> <p>Improper program changes could result in improper payments increasing the overall cost of the program.</p> <p>When the Department converted to the new claims processing system (NCTracks) documented approval by the business user was not fully implemented.</p> <p>Section BAI07 of the Cobit5 Manage Change Acceptance and Transitioning requires acceptance testing meets stakeholder approval and takes into account all aspects of the implementation and conversion plans.</p> <p><i>Federal Award Information:</i> This finding affects the Block Grants for Prevention and Treatment of Substance Abuse federal grant awards TI010032-13 and TI010032-14 for the federal fiscal years ended September 30, 2013, and 2014, respectively.</p> <p><i>Recommendation:</i> The Department should ensure that formal approval policies and procedures are adequate and operating for all program changes.</p> <p><i>Agency Response:</i> The Department has implemented more formal approval processes for NCTracks and will review these processes, make any necessary modifications to ensure that formal business user approval documentation is maintained, and communicate appropriate information to the business stakeholders by May 1, 2015. The Department will also periodically review system changes to ensure compliance with established policies and procedures, including the retention of formal business user approval documentation.</p>
2014-087	<p><u>Matching, Level of Effort, Earmarking:</u></p> <p>Significant Deficiency</p>	<p><u>Deficiencies in Level of Effort and Earmarking Processes</u></p> <p>The Department failed to spend \$239,675 of the \$1,980,076 (12%) earmarked for Human Immunodeficiency Virus (HIV) projects for the federal fiscal year 2012 award.</p> <p>The result of this issue was a return of \$239,675 in federal funding that could have been used to fund necessary programs and/or aid additional clients.</p>

**93.959 BLOCK GRANTS FOR PREVENTION AND TREATMENT OF SUBSTANCE ABUSE (continued)****III. Federal Award Findings and Questioned Costs**

U.S. Department of Health and Human Services

N.C. Department of Health and Human Services

For the Fiscal Year Ended June 30, 2014

Type of Finding/ Questioned Costs	Findings and Recommendations
	<p>The Department did not adequately monitor level of effort and earmarking requirements. Although some documentation was provided, there was insufficient evidence that expenditures were tracked throughout the period to ensure compliance.</p> <p>In accordance with 42 USC 300, designated states are required to obligate and expend five percent of the grant allotment to establish one or more projects designed to provide early intervention services for HIV at site(s) distributing substance abuse treatment.</p> <p><i>Federal Award Information:</i> This finding affects the Block Grants for Prevention and Treatment of Substance Abuse federal grant awards TI010032-12, TI010032-13 and TI010032-14 for the federal fiscal years ended September 30, 2012 to 2014.</p> <p><i>Recommendations:</i> The Department should develop and implement adequate monitoring control processes to track compliance with level of effort and earmarking requirements.</p> <p>The Department should also ensure that expenditures are at a level that ensures compliance with federal requirements.</p> <p><i>Agency Response:</i> The Department will continue to strengthen current efforts by fiscal, IT, and program staff to monitor the level of effort and earmarking requirements as well as improve the timely expenditure and reporting of SAPTBG HIV funds by the Local Management Entities-Managed Care Organizations (LME-MCOs). The reported shortfall in HIV expenditures was primarily due to the under-expenditure of HIV funds allocated to LME-MCOs and contracted to eligible providers.</p> <p>Enhanced tools and protocols will be put into place to better assist Financial Operations and Community Policy Management staff in closely monitoring the allocation, expenditure and reporting of funds by LME-MCOs throughout the fiscal year. Efforts will also be strengthened to expedite timely analysis, communication, decision-making, and actions regarding shortfalls in expenditures, and timely recommendation for the reallocation of unused funds when necessary.</p> <p>The Department consolidated all monitoring tools into an enhanced, single financial reporting tool that is required to be submitted by all LME-MCOs on a monthly basis with accurate, complete, and timely expenditure data. This financial reporting tool will be used by the Department and by the LME-MCOs to closely plan and monitor LME-MCO performance, as evidenced in required</p>

**93.959 BLOCK GRANTS FOR PREVENTION AND TREATMENT OF SUBSTANCE ABUSE (continued)****III. Federal Award Findings and Questioned Costs**

U.S. Department of Health and Human Services

N.C. Department of Health and Human Services

For the Fiscal Year Ended June 30, 2014

	Type of Finding/ Questioned Costs	Findings and Recommendations
		<p>monthly reports of expenditures, in order to ensure compliance with expenditure levels as established by the SAPTBG.</p> <p>The Department will de-allocate any unused funds, and reallocate those funds to LME-MCOs and providers who have demonstrated an enhanced capacity to fully expend these funds appropriately and timely. The anticipated completion date is June 30, 2015.</p>
2014-088	<p>Subrecipient Monitoring:</p> <p>Material Weakness</p>	<p><u>Management Did Not Take Full Corrective Action on Prior Recommendations</u></p> <p>The Department of Health and Human Services (Department) management did not take full corrective action on prior year audit findings for three major federal programs audited for the current fiscal year ended June 30, 2014.</p> <p>Block Grants For Prevention and Treatment of Substance Abuse</p> <p>Monitoring Procedures Need Improvement – As described in current year finding 2014-089, the Department did not ensure Local Management Entities complied with applicable laws and regulations.</p> <p>See finding 2014-044 for a description.</p>
2014-089	<p>Subrecipient Monitoring:</p> <p>Significant Deficiency</p>	<p><u>Monitoring Procedures Need Improvement</u></p> <p>The objective of the program is to plan, carry out, and evaluate activities to prevent and treat substance abuse and other related activities. Twenty-five subrecipients receive and administer \$29,311,203 of program funding.</p> <p>The Department's procedures consist of many types of monitoring including:</p> <ul style="list-style-type: none"> <li>• Annual system reviews used for programmatic monitoring of local management entities/ managed care organizations (LME/MCO)</li> <li>• Cost settlement reviews used for fiscal monitoring of LME/MCOs</li> <li>• Programmatic and fiscal monitoring of non-profit organizations</li> </ul> <p>These monitoring procedures ensure subrecipients use federal and state funding in accordance with program guidelines.</p>

**93.959 BLOCK GRANTS FOR PREVENTION AND TREATMENT OF SUBSTANCE ABUSE** (continued)**III. Federal Award Findings and Questioned Costs**

U.S. Department of Health and Human Services

N.C. Department of Health and Human Services

For the Fiscal Year Ended June 30, 2014

Type of Finding/ Questioned Costs	Findings and Recommendations
	<p>One annual system review from a sample of three (33%) determined the Department did not properly complete the monitoring tool for several deficiencies identified.</p> <p>In addition, the Department also did not independently select provider cases to examine during annual systems reviews. Instead, the Department relied on the LME/MCO to identify and select the cases to be reviewed.</p> <p>The fiscal settlement review and the non-profit contract review processes do not adequately address corrective actions to remedy all deficiencies noted during the monitoring reviews.</p> <p>As a result, program funds could be spent on unallowed activities and/or ineligible recipients increasing the overall costs of the program.</p> <p>The issues noted were caused by a lack of policies and procedures to ensure monitoring procedures are accurately and completely performed and all identified issues are corrected. Also, the Department was unable to pull a sample due to complications with obtaining data from the new claims database (NCAalytics).</p> <p>OMB Circular A-133 states that the pass-through entity will monitor the subrecipient's use of federal awards through reporting, site visits, regular contact, or other means to provide reasonable assurance that the subrecipient administers Federal awards in compliance with laws, regulations, and the provisions of contracts or grant agreements and performance goals are achieved.</p> <p>OMB Circular A-123 states that corrective action plans should be developed and progress against plans should be periodically assessed and reported. Management should track progress to ensure timely and effective results.</p> <p>Similar aspects of the finding were reported in previous years.</p> <p><i>Federal Award Information:</i> This finding affects the Block Grants for Prevention and Treatment of Substance Abuse federal grant awards TI010032-13 and TI010032-14 for the federal fiscal years ended September 30, 2013, and 2014, respectively</p> <p><i>Recommendation:</i> The Department should develop and implement policies and procedures to adequately monitor and correct issues noted for all types of subrecipients.</p>

**93.959 BLOCK GRANTS FOR PREVENTION AND TREATMENT OF SUBSTANCE ABUSE (continued)****III. Federal Award Findings and Questioned Costs**

U.S. Department of Health and Human Services

N.C. Department of Health and Human Services

For the Fiscal Year Ended June 30, 2014

	Type of Finding/ Questioned Costs	Findings and Recommendations
		<p><i>Agency Response:</i> The program review tools for the block grant reviews were automated for the first time for the FY2013/2014 annual systems review, reducing human error in completing the tools. Additional enhancements have been implemented for the FY2014/2015 systems review to alert the reviewer of incomplete fields and to ensure monitors independently select the provider cases to review. A three-level review process will also be implemented to ensure that all tools have been completed accurately.</p> <p>The Department has revised its Plan of Correction Policy for settlements and review of non-profit contracts. The anticipated completion date is June 30, 2015.</p>
2014-090	<p>Special Test and Provisions:</p> <p>Significant Deficiency</p>	<p><u>Deficiencies in the Independent Peer Review Process</u></p> <p>The Department did not adequately monitor the contractor hired to conduct the independent peer review process. Monitoring procedures were not formalized and results were not tracked and documented to ensure that a detailed review was performed of contractor performance until the final deliverable was received.</p> <p>In addition, the Department could not substantiate the number of entities providing substance abuse services. The auditors were unable to determine if at least five percent of the entities were reviewed as federal guidelines require.</p> <p>Failure to perform a sufficient number of independent peer reviews could lead to undetected substandard treatment services.</p> <p>The Department failed to adequately document monitoring of the contractor due to a lack of formal policies and procedures. Also, the Department was unable to obtain accurate provider data making it difficult to determine the total number of entities to be reviewed.</p> <p>In accordance with 45 CFR 96, the state shall provide for an independent peer review to assess the quality, appropriateness, and efficacy of treatment services provided in the state. This review should ensure that at least five percent of the entities providing services in the state are examined. Also, the reviews shall be representative of the total population.</p> <p><i>Federal Award Information:</i> This finding affects the Block Grants for Prevention and Treatment of Substance Abuse federal grant awards TI010032-13 and TI010032-14 for the federal fiscal years ended September 30, 2013, and 2014, respectively</p>

**93.959 BLOCK GRANTS FOR PREVENTION AND TREATMENT OF SUBSTANCE ABUSE (continued)****III. Federal Award Findings and Questioned Costs**

U.S. Department of Health and Human Services

N.C. Department of Health and Human Services

For the Fiscal Year Ended June 30, 2014

Type of Finding/ Questioned Costs	Findings and Recommendations
	<p><i>Recommendations:</i> The Department should formalize policies and procedures to monitor the contractor responsible for conducting the independent peer review process.</p> <p>The Department should continue efforts to update entities and designations in the claims processing system (NCTracks) and adequately track entities providing substance abuse services.</p> <p><i>Agency Response:</i> Extensive oversight and supervision of the contractor engaged to conduct the independent peer review process is performed by the Department through on-site visits, desk reviews, telephone and e-mail. The Department will develop written monitoring procedures to formalize the independent peer review process.</p> <p>The Department will ensure all entities providing substance abuse services are identified and a sufficient number of reviews are performed. The anticipated completion date is June 30, 2015.</p>



**97.036 DISASTER GRANTS – PUBLIC ASSISTANCE (PRESIDENTIALLY DECLARED DISASTERS)****III. Federal Award Findings and Questioned Costs**

U.S. Department of Homeland Security

N.C. Department of Public Safety

For the Fiscal Year Ended June 30, 2014

	Type of Finding/ Questioned Costs	Findings and Recommendations
2014-091	<u>Reporting:</u>  Significant Deficiency	<p data-bbox="519 556 1476 588"><u>Subaward Obligations Were Not Reported Timely</u></p> <p data-bbox="519 619 1476 714">The Department did not report subaward obligations exceeding \$25,000 within the time period established by the Federal Funding Accountability and Transparency Act (FFATA).</p> <p data-bbox="519 745 1476 903">The Department reported all 21 Homeland Security Grant Program subawards at least four months late. These subawards totaled over \$4.3 million. Additionally, in a sample of 34 out of a total of 166 Public Assistance – Disaster Grants subawards, 12% or 4 subawards were reported at least two months late. These subawards totaled over \$430,000.</p> <p data-bbox="519 934 1476 997">As a result, the federal awarding agency and the public did not have timely notification of subawards issued by the Department.</p> <p data-bbox="519 1029 1476 1186">The Federal Funding Accountability and Transparency Act was enacted to show citizens how federal funds are spent in their communities. At the time of subawards, the Department did not have procedures in place, such as internal checklist or automatic reminders, to ensure the required reports were submitted by their due date.</p> <p data-bbox="519 1218 1476 1302">The Federal Funding Accountability and Transparency Act requires states to report any subawards issued for more than \$25,000 in the federal reporting system by the end of the month following when the subaward is issued.</p> <p data-bbox="519 1333 1476 1491">The Department began working on this issue after our finding in February of 2014. The Department implemented a monthly supervisory review of the federal reporting system comparing it to all grants issued. We reviewed subawards from February 2014 through June 2014 (5 subawards out of 27 total). Those reviewed were reported within the required time frame.</p> <p data-bbox="519 1522 1476 1648"><i>Federal Award Information:</i> This finding affects CFDA 97.067 Homeland Security Grant Program award DHS-13-GPD-067-000-01 for the award period 10/01/13 – 09/30/2015, and CFDA 97.036 Disaster Grants – Public Assistance program disaster NC Hurricane Irene award FEMA-4019-DR-NC.</p> <p data-bbox="519 1680 1476 1743"><i>Recommendation:</i> We recommend that the Department continue to ensure required reports are submitted timely.</p> <p data-bbox="519 1774 1476 1883"><i>Agency Response:</i> The Department agrees with this finding. The Department has implemented procedures to ensure Homeland Security Grant Program and Public Assistance Disaster Grants are reported as required under the Federal Funding Accountability and Transparency Act.</p>

**97.036 DISASTER GRANTS – PUBLIC ASSISTANCE (PRESIDENTIALLY DECLARED DISASTERS)**  
(continued)

**III. Federal Award Findings and Questioned Costs**

U.S. Department of Homeland Security

N.C. Department of Public Safety

For the Fiscal Year Ended June 30, 2014

	Type of Finding/ Questioned Costs	Findings and Recommendations
2014-092	Subrecipient <u>Monitoring:</u>	<u>Subrecipient Audit Reports Were Not Obtained and Reviewed</u>
	Significant Deficiency	<p>The Department did not obtain and review audit reports for two organizations receiving more than \$500,000 in federal funds.</p> <p>Two of the 15 (13%) required audit reports were not received or reviewed. As a result, the Department could be unaware of significant problems reported by the auditors of those organizations. By reviewing the audit reports the Department could monitor the grant funds more effectively or withhold grant funds until the problems are corrected.</p> <p>The department does not have adequate procedures in place, such as automated reminders or supervisory review, to ensure that audit reports are received and reviewed.</p> <p>Federal law requires that the State review the audit reports and follow up on any relevant audit findings.</p> <p><i>Federal Award Information:</i> This finding affects CFDA 97.036 Public Assistance Disaster Grants NC Hurricane Irene award FEMA-4019-DR-NC.</p> <p><i>Recommendation:</i> We recommend that the agency strengthen its monitoring and audit tracking procedures to ensure that the required audit reports are received and reviewed.</p> <p><i>Agency Response:</i> The Department agrees with this finding. The Department will implement an audit tracking protocol to ensure all subrecipient audit reports are obtained and reviewed in a timely manner. The Department will conduct appropriate follow up should any deficiencies be noted.</p>

**97.067 HOMELAND SECURITY GRANT PROGRAM****III. Federal Award Findings and Questioned Costs**

U.S. Department of Homeland Security

N.C. Department of Public Safety

For the Fiscal Year Ended June 30, 2014

	Type of Finding/ Questioned Costs	Findings and Recommendations
2014-093	<u>Reporting:</u> Significant Deficiency	<u>Subaward Obligations Were Not Reported Timely</u>  The Department did not report subaward obligations exceeding \$25,000 within the time period established by the Federal Funding Accountability and Transparency Act (FFATA). See finding 2014-091 for a description.

**RESEARCH AND DEVELOPMENT CLUSTER****III. Federal Award Findings and Questioned Costs**

Various Federal Agencies (Note A)

University of North Carolina at Chapel Hill

For the Fiscal Year Ended June 30, 2014

	Type of Finding/ Questioned Costs	Findings and Recommendations
2014-094	Allowable Costs/ Cost Principles:	<u>Lack of Salary and Wage Certifications Increases Risk of Inappropriate Charges to Federal Grants</u>
	Material Weakness	The University did not timely approve all of the required Effort Certifications <sup>14</sup> necessary to ensure that all salaries and wages charged to federal grants were for services rendered under those grants. The University had 300,396 transactions for salaries and wages totaling \$195,841,274 that were paid from federal funds in fiscal year 2014.
	Material Noncompliance	
	Special Tests and Provisions	Out of a sample of 60 randomly selected salary and wage transactions billed to federal grants, 11 transactions (18%) did not meet federal requirements: <sup>15</sup>
	Material Weakness	
	Material Noncompliance	
		<ul style="list-style-type: none"> <li>In 6 out of 60 (10%) transactions tested, the payee completed their Effort Certification but it was not certified (approved) by appropriate personnel within the appropriate time frame established by the University.</li> <li>In 5 out of 60 (8%) transactions tested, the payee did not complete the Effort Certification at all.</li> </ul>
		Because the University did not timely approve and obtain all of the required certifications, there was an increased risk salary and wage charges could be inappropriately billed to federal grants.
		The University did not timely approve and obtain all of the required certifications due to turnover and lack of training at the department level, where the responsibility for the certifications was not reassigned. Additionally, the importance of these certifications was not emphasized at the department level.
		Federal regulations state that the distribution of salaries and wages for individuals paid in connection with federal research and development grants must be accurately confirmed (i.e. documented) or approved after the work was performed. To comply with federal requirements, the University established a policy to confirm salaries and wages for non-professorial and non-professional staff paid from federal grants on a quarterly basis and all other staff on a semi-annual basis. University policy also states that the salary

<sup>14</sup> Effort Certifications are the documentation that certifies to the federal granting agencies that the effort required as a condition of the award has actually been completed. Effort reporting is required by OMB Circular A-21 which requires certification of effort spent by all employees whose salaries are charged directly to federal and federal flow-through funds

<sup>15</sup> Per Appendix A of 2 CFR Part 220 – J.10.b.(2).c.(2)(c)

**RESEARCH AND DEVELOPMENT CLUSTER (continued)****III. Federal Award Findings and Questioned Costs**

Various Federal Agencies (Note A)

University of North Carolina at Chapel Hill

For the Fiscal Year Ended June 30, 2014

Type of Finding/ Questioned Costs	Findings and Recommendations
	<p>and wage certifications must be approved within 30 days after the certification period ends.</p> <p><i>Federal Award Information:</i> This finding impacts federal research and development funding for July 1, 2013 through June 30, 2014.</p> <p>The specific CFDA numbers for the Research and Development Cluster are identified in the Schedule of Expenditures of Federal Awards (By State Agency) for the University of North Carolina at Chapel Hill. The following CFDA numbers are impacted by this finding: 81.049, 93.121, 93.135, 93.172, 93.226, 93.242, 93.283, 93.307, 93.350, 93.393, 93.397, 93.730, 93.837, 93.847, 93.855, 93.865, and 93.884.</p> <p><i>Recommendation:</i> The University should strengthen controls over effort certifications to ensure they are completed and approved in a timely manner.</p> <p><i>Agency Response:</i> In April of 2015, we will begin working with Huron Consulting Services, LLC (Huron) to initiate an upgrade to our effort reporting software effecting a transition to the most current version 5.1. Through this upgrade, we will gain critical enhancements necessary for improving timeliness of our reporting as well as making the process much more efficient and user friendly for our Principal Investigators (PIs) and research community.</p> <p>Through the course of this upgrade, Huron will provide support to update our related training materials to reflect the use of the new functionality gained. Once the training materials have been modified and updated, we will implement a communication and training plan that will include mandatory training for all Primary Effort Coordinators as well as anyone assigned as a backup Primary Effort Coordinator. In addition, we will be posting an on-line training module and prior to a new hire being assigned the role of Primary Effort Coordinator, they will be required to complete the on-line training. We will also offer training to all Principal Investigators and other certifiers emphasizing the importance of reviewing and certifying their effort reports as well as the procedure for completion in the upgraded system. In keeping with the trainings for the Primary Effort Coordinators, we also create and post an on-line training module that is specific to the role of the Principal Investigators and others required to certify their effort.</p> <p>Lastly, we will also be updating our Effort Reporting Policy and Procedures to reflect the changes brought about by the system upgrade as well as the implementation of the Uniform Guidance. The revised policy and procedures will include clear guidance on a reminder and escalation procedure that will be initiated, as necessary, following the certification due date for those reports</p>

**RESEARCH AND DEVELOPMENT CLUSTER (continued)**

**III. Federal Award Findings and Questioned Costs**

Various Federal Agencies (Note A)  
University of North Carolina at Chapel Hill  
For the Fiscal Year Ended June 30, 2014

Type of Finding/ Questioned Costs	Findings and Recommendations
	<p>that have not been certified. The escalation procedure will involve communication from the Associate Vice Chancellor for Research/Director, Sponsored Research to the Deans of Schools, as warranted, to ensure that certifications are completed.</p> <p>In instances where a report remains uncertified after the reminder/escalation procedure, the resulting action will be for the Office of Sponsored Research (OSR) to place the respective sponsored projects on hold and transfer all salary and associated fringe benefit charges from the sponsored projects (included on the remaining unprocessed effort reports) to the department's non-sponsored account. The revision will additionally advise that if the costs are moved they may not be transferred back to the sponsored projects at a later date without the approval of the Associate Vice Chancellor for Research/Director, OSR.</p> <p>Anticipated Completion Date: October 1, 2015</p> <p><b>Note A:</b> The following federal agencies provided direct funding to the Research and Development Cluster:</p> <p>U.S. Department of Energy</p> <p>U.S. Department of Health and Human Services</p>

## **Summary of Findings and Questioned Costs**

**Summary of Findings and Questioned Costs  
By Federal Agency**

For the Fiscal Year Ended June 30, 2014

Federal Agency	CFDA	Finding Number	Finding	Questioned Costs
U.S. Department of Agriculture:	10.551	2014-001	Deficiencies in Eligibility System Access Controls	\$ -
		2014-002	SNAP Eligibility Determinations Not Performed Accurately	12,671
				<u>12,671</u>
	10.557	2014-003	Deficiencies in County Eligibility Determination Processes	-
				<u>-</u>
	10.558	2014-004	Facilities Not Properly Monitored	-
				<u>-</u>
	10.561	2014-005	Subaward Obligations Were Not Reported Timely and Report Contained Errors	-
		2014-006	Counties Not Properly Monitored	-
				<u>-</u>
		Total Federal Agency	<u>12,671</u>	
U.S. Department of Housing and Urban Development:	14.228	2014-007	Subaward Obligations Were Not Reported Timely	-
				<u>-</u>
			Total Federal Agency	<u>-</u>
U.S. Department of Labor:	17.225	2014-008	Documentation to Support Benefit Overpayment Investigations Was Not Maintained	-
				<u>-</u>
	17.258	2014-009	Subaward Obligations Were Not Reported Timely and Contained Errors	-
		2014-010	Procedures Not Established to Track and Verify the Receipt of Subrecipient Site-Visit Action Plans	-
				<u>-</u>
	17.259	2014-011	Subaward Obligations Were Not Reported Timely and Contained Errors	-
		2014-012	Procedures Not Established to Track and Verify the Receipt of Subrecipient Site-Visit Action Plans	-
				<u>-</u>
	17.278	2014-013	Subaward Obligations Were Not Reported Timely and Contained Errors	-
		2014-014	Procedures Not Established to Track and Verify the Receipt of Subrecipient Site-Visit Action Plans	-
			<u>-</u>	
		Total Federal Agency	<u>-</u>	



**Summary of Findings and Questioned Costs  
By Federal Agency**

For the Fiscal Year Ended June 30, 2014

Federal Agency	CFDA	Finding Number	Finding	Questioned Costs		
U.S. Department of Transportation:	20.205	2014-015	Controls Were Not Operating Effectively to Ensure Payment of Minimum Pay Rates	-		
		2014-016	Quality Assurance Testing Standards Not Met	-		
	20.319	2014-017	Controls Were Not Operating Effectively to Ensure Payment of Minimum Pay Rates	-		
		2014-018	Federal Reports Contained Errors	-		
	20.509	2014-019	Subaward Obligations Were Not Reported	-		
		2014-020	Subrecipient Data in Federal Reports Not Reviewed	-		
		2014-021	Failure to Verify DUNS Number and Valid Local Match Prior to Award	-		
		2014-022	Subrecipient Monitoring Not Adequately Performed	-		
		2014-023	Subrecipient Charter Service Reports Submitted Late to the Federal Transit Authority	-		
	Total Federal Agency			-		
	U.S. Environmental Protection Agency:	66.468	2014-024	Construction Project Inspections Were Not Monitored by Management to Ensure Timely Performance and Public Health is Protected	-	
			Total Federal Agency			-
		U.S. Department of Education:	84.007	2014-025	Satisfactory Academic Progress Policy Did Not Meet Federal Requirements	-
				2014-026	Required Written Notifications Were Not Supplied to Students	-
84.010	2014-027		Fiscal Monitoring Results Were Not Communicated Timely	-		
	2014-028		Title I Program Monitoring Visits Not Timely Reviewed for Completeness	-		
	2014-029		Inaccurate School Status Reporting Could Impact Parental School Decision	-		
	2014-030		Required Verification of Graduation Rates Was Not Performed	-		
84.027	2014-031		Fiscal Monitoring Results Were Not Communicated Timely	-		
84.031	2014-032		Lack of Verification to Ensure the University is Not Contracting with Debarred Vendors	-		
84.033	2014-033		Satisfactory Academic Progress Policy Did Not Meet Federal Requirements	-		
	2014-034		Required Written Notifications Were Not Supplied to Students	-		

**Summary of Findings and Questioned Costs  
By Federal Agency**

For the Fiscal Year Ended June 30, 2014

Federal Agency	CFDA	Finding Number	Finding	Questioned Costs
U.S. Department of Education: (continued)	84.038	2014-035	Satisfactory Academic Progress Policy Did Not Meet Federal Requirements	-
		2014-036	Required Written Notifications Were Not Supplied to Students	-
				-
	84.048	2014-037	Fiscal Monitoring Results Were Not Communicated Timely	-
				-
	84.063	2014-038	Error in Calculation for Return of Title IV Funds	1,313
		2014-039	Satisfactory Academic Progress Policy Did Not Meet Federal Requirements	-
		2014-040	Enrollment Reporting Errors Threaten Eligibility for Title IV Student Aid	-
		2014-041	Enrollment Reporting Errors Threaten Eligibility for Title IV Student Aid	-
		2014-042	Required Written Notifications Were Not Supplied to Students	-
				1,313
	84.126	2014-043	Errors in Claims Payment Process	3,586
		2014-044	Management Did Not Take Full Corrective Action on Prior Recommendations	-
		2014-045	Deficiencies in Participant Eligibility Determinations	-
				3,586
	84.173	2014-046	Fiscal Monitoring Results Were Not Communicated Timely	-
				-
	84.268	2014-047	Error in Calculation for Return of Title IV Funds	12,822
		2014-048	Lack of Controls Over Required Direct Loan Reconciliations	-
		2014-049	Satisfactory Academic Progress Policy Did Not Meet Federal Requirements	-
		2014-050	Lack of Controls Over Required Direct Loan Reconciliations	-
		2014-051	Enrollment Reporting Errors Threaten Eligibility for Title IV Student Aid	-
		2014-052	Enrollment Reporting Errors Threaten Eligibility for Title IV Student Aid	-
		2014-053	Required Direct Loan Reconciliations Were Not Properly Performed	-
		2014-054	Required Written Notifications Were Not Supplied to Students	-
				12,822
	84.287	2014-055	Department Failed to Fully Document Subrecipient Monitoring Visits	-
				-
	84.367	2014-056	Fiscal Monitoring Results Were Not Communicated Timely	-
				-
	84.377	2014-057	Fiscal Monitoring Results Were Not Communicated Timely	-
				-
	84.388	2014-058	Fiscal Monitoring Results Were Not Communicated Timely	-
				-
	84.395	2014-059	Documentation Did Not Support Salary Payments	-
		2014-060	Fiscal Monitoring Results Were Not Communicated Timely	-
				-
Total Federal Agency				17,721

**Summary of Findings and Questioned Costs  
By Federal Agency**

For the Fiscal Year Ended June 30, 2014

Federal Agency	CFDA	Finding Number	Finding	Questioned Costs
U.S. Department of Health and Human Services:	93.044	2014-061	Subaward Obligations Were Not Reported Timely	-
				-
	93.045	2014-062	Subaward Obligations Were Not Reported Timely	-
				-
	93.053	2014-063	Subaward Obligations Were Not Reported Timely	-
				-
	93.074	2014-064	Required Level of Service Not Reported Accrately	-
		2014-065	Subaward Obligations Were Not Reported Timely and Reports Contained Errors	-
				-
	93.558	2014-066	Deficiencies in County Eligibility Determination Processes	5,972
				5,972
	93.659	2014-067	Deficiencies in County Eligibility Determination Processes	62,181
		2014-068	Monitoring of Child Abuse Registry Not Being Performed	-
				62,181
	93.767	2014-069	Errors in Children's Health Insurance Provider Billing and Payment Process	186
		2014-070	Deficiencies with Rate Implementation in the Claims Processing System	21,538
		2014-071	Deficiencies in NCTracks Program Change Controls	-
		2014-072	Deficiencies in Provider Enrollment and Termination Processes	-
		2014-073	Deficiencies with Program Integrity Functions	-
		2014-074	Deficiencies in County Eligibility Determination Processes	-
				21,724
	93.778	2014-075	Errors in Medicaid Provider Billing and Payment Process	303,169
		2014-076	Medicaid Disproportionate Share Hospital Payments Made Incorrectly	8,629,597
		2014-077	Deficiencies with Rate Implementation in the Claims Processing System	480,361
		2014-078	Deficiencies in NCTracks Program Change Controls	-
		2014-079	Deficiencies in County Eligibility Determination Processes	13,082
		2014-080	Deficiencies in Provider Enrollment and Termination Processes	-
		2014-081	Management Did Not Take Full Corrective Action on Prior Recommendations	-
		2014-082	Deficiencies with Program Integrity Functions	-
				9,426,209
	93.917	2014-083	Deficiencies in Subrecipient Monitoring Procedures	10,327
				10,327
	93.959	2014-084	Improper Reclassification of Refunds	74,997
		2014-085	Errors in Substance Abuse Provider Billing and Payment Process	40
		2014-086	Deficiencies in NCTracks Program Change Controls	-
		2014-087	Deficiencies in Level of Effort and Earmarking Processes	-

**Summary of Findings and Questioned Costs  
By Federal Agency**

For the Fiscal Year Ended June 30, 2014

Federal Agency	CFDA	Finding Number	Finding	Questioned Costs
U.S. Department of Health and Human Services: (continued)		2014-088	Management Did Not Take Full Corrective Action on Prior Recommendations	-
		2014-089	Monitoring Procedures Need Improvement	-
		2014-090	Deficiencies in the Independent Peer Review Process	-
				<u>75,037</u>
			Total Federal Agency	<u>9,601,450</u>
U.S. Department of Homeland Security:	97.036	2014-091	Subaward Obligations Were Not Reported Timely	-
		2014-092	Subrecipient Audit Reports Were Not Obtained and Reviewed	-
				-
	97.067	2014-093	Subaward Obligations Were Not Reported Timely	-
				-
			Total Federal Agency	-
Various Federal Agencies:	Note A	2014-094	Lack of Salary and Wage Certifications Increases Risk of Inappropriate Charges to Federal Grants	-
				-
			Total Federal Agency	-
			Total Questioned Costs	<u>\$ 9,631,842</u>

Note A      This finding is related to the Research and Development cluster. The federal agencies and CFDA numbers are identified in the audit finding.

**Summary of Findings and Questioned Costs  
By State Agency**

For the Fiscal Year Ended June 30, 2014

State Agency		Finding Numbers	Questioned Costs
Commerce:	1 Subaward Obligations Were Not Reported Timely	2014-007	\$ -
	2 Documentation to Support Benefit Overpayment Investigations Was Not Maintained	2014-008	-
	3 Subaward Obligations Were Not Reported Timely and Contained Errors	2014-009, 2014-011, 2014-013	-
	4 Procedures Not Established to Track and Verify the Receipt of Subrecipient Site-Visit Action Plans	2014-010, 2014-012, 2014-014	-
		Total State Agency	-
Elizabeth City State University:	5 Error in Calculation for Return of Title IV Funds	2014-038, 2014-047	14,135
	6 Lack of Controls Over Required Direct Loan Reconciliations	2014-048	-
		Total State Agency	14,135
Environment and Natural Resources:	7 Construction Project Inspections Were Not Monitored by Management to Ensure Timely Performance and Public Health is Protected	2014-024	-
		Total State Agency	-
Fayetteville State University:	8 Lack of Verification to Ensure the University is Not Contracting with Debarred Vendors	2014-032	-
		Total State Agency	-
Health and Human Services:	9 Deficiencies in Eligibility System Access Controls	2014-001	-
	10 SNAP Eligibility Determinations Not Performed Accurately	2014-002	12,671
	11 Deficiencies in County Eligibility Determination Processes	2014-003	-
	12 Facilities Not Properly Monitored	2014-004	-
	13 Subaward Obligations Were Not Reported Timely and Report Contained Errors	2014-005	-
	14 Counties Not Properly Monitored	2014-006	-
	15 Errors in Claims Payment Process	2014-043	3,586
	16 Management Did Not Take Full Corrective Action on Prior Recommendations	2014-044, 2014-081, 2014-088	-
	17 Deficiencies in Participant Eligibility Documentation	2014-045	-
	18 Subaward Obligations Were Not Reported Timely	2014-061, 2014-062, 2014-063	-
	19 Required Level of Service Not Reported Accrately	2014-064	-
	20 Subaward Obligations Were Not Reported Timely and Reports Contained Errors	2014-065	-
	21 Deficiencies in County Eligibility Determination Processes	2014-066	5,972

**Summary of Findings and Questioned Costs  
By State Agency**

For the Fiscal Year Ended June 30, 2014

State Agency		Finding Numbers	Questioned Costs
Health and Human Services: (continued)	22 Deficiencies in County Eligibility Determination Processes	2014-067	62,181
	23 Monitoring of Child Abuse Registry Not Being Performed	2014-068	-
	24 Errors in Children's Health Insurance Provider Billing and Payment Process	2014-069	186
	25 Deficiencies with Rate Implementation in the Claims Processing System	2014-070	21,538
	26 Deficiencies in NCTracks Program Change Controls	2014-071	-
	27 Deficiencies in Provider Enrollment and Termination Processes	2014-072	-
	28 Deficiencies with Program Integrity Functions	2014-073	-
	29 Deficiencies in County Eligibility Determination Processes	2014-074	-
	30 Errors in Medicaid Provider Billing and Payment Process	2014-075	303,169
	31 Medicaid Disproportionate Share Hospital Payments Made Incorrectly	2014-076	8,629,597
	32 Deficiencies with Rate Implementation in the Claims Processing System	2014-077	480,361
	33 Deficiencies in NCTracks Program Change Controls	2014-078	-
	34 Deficiencies in County Eligibility Determination Processes	2014-079	13,082
	35 Deficiencies in Provider Enrollment and Termination Processes	2014-080	-
	36 Deficiencies with Program Integrity Functions	2014-082	-
	37 Deficiencies in Subrecipient Monitoring Procedures	2014-083	10,327
	38 Improper Reclassification of Refunds	2014-084	74,997
	39 Errors in Substance Abuse Provider Billing and Payment	2014-085	40
	40 Deficiencies in NCTracks Program Change Controls	2014-086	-
	41 Deficiencies in Level of Effort and Earmarking Processes	2014-087	-
	42 Monitoring Procedures Need Improvement	2014-089	-
	43 Deficiencies in the Independent Peer Review Process	2014-090	-
		Total State Agency	<u>9,617,707</u>
Public Instruction:	44 Fiscal Monitoring Results Were Not Communicated Timely	2014-027, 2014-031, 2014-037, 2014-046, 2014-056, 2014-057, 2014-058, 2014-060	-
	45 Title I Program Monitoring Visits Not Timely Reviewed for Completeness	2014-028	-
	46 Inaccurate School Status Reporting Could Impact Parental School Decision	2014-029	-
	47 Required Verification of Graduation Rates Was Not Performed	2014-030	-
	48 Department Failed to Fully Document Subrecipient Monitoring Visits	2014-055	-
	49 Documentation Did Not Support Salary Payments	2014-059	-
		Total State Agency	<u>-</u>
Public Safety:	50 Subaward Obligations Were Not Reported Timely	2014-091, 2014-093	-
	51 Subrecipient Audit Reports Were Not Obtained and Reviewed	2014-092	-
		Total State Agency	<u>-</u>

**Summary of Findings and Questioned Costs  
By State Agency**

For the Fiscal Year Ended June 30, 2014

State Agency		Finding Numbers	Questioned Costs
Transportation:	52 Controls Were Not Operating Effectively to Ensure Payment of Minimum Pay Rates	2014-015	-
	53 Quality Assurance Testing Standards Not Met	2014-016	-
	54 Controls Were Not Operating Effectively to Ensure Payment of Minimum Pay Rates	2014-017	-
	55 Federal Reports Contained Errors	2014-018	-
	56 Subaward Obligations Were Not Reported	2014-019	-
	57 Subrecipient Data in Federal Reports Not Reviewed	2014-020	-
	58 Failure to Verify DUNS Number and Valid Local Match Prior to Award	2014-021	-
	59 Subrecipient Monitoring Not Adequately Performed	2014-022	-
	60 Subrecipient Charter Service Reports Submitted Late to the Federal Transit Authority	2014-023	-
		Total State Agency	-
University of North Carolina at Chapel Hill:	61 Satisfactory Academic Progress Policy Did Not Meet Federal Requirements	2014-025, 2014-033, 2014-035, 2014-039, 2014-049	-
	62 Lack of Controls Over Required Direct Loan Reconciliations	2014-050	-
	63 Lack of Salary and Wage Certifications Increases Risk of Inappropriate Charges to Federal Grants	2014-094	-
		Total State Agency	-
University of North Carolina at Pembroke:	64 Enrollment Reporting Errors Threaten Eligibility for Title IV Student Aid	2014-040, 2014-051	-
		Total State Agency	-
Winston-Salem State University	65 Required Written Notifications Were Not Supplied to Students	2014-026, 2014-034, 2014-036, 2014-042, 2014-054	-
	66 Enrollment Reporting Errors Threaten Eligibility for Title IV Student Aid	2014-041, 2014-052	-
	67 Required Direct Loan Reconciliations Were Not Properly Performed	2014-053	-
		Total State Agency	-
Total Questioned Costs			\$ <u>9,631,842</u>

[ This Page Left Blank Intentionally ]



## **AUDITEE'S SECTION**

[ This Page Left Blank Intentionally ]

**Schedule of Expenditures of Federal Awards  
For the Year Ended June 30, 2014**

**Prepared by  
Office of the State Controller**

**SCHEDULE OF EXPENDITURES OF FEDERAL AWARDS (SUMMARY)**

For the Fiscal Year Ended June 30, 2014

<b>Federal CFDA Number</b>	<b>Program Expenditures</b>	<b>Subrecipient Expenditures</b>	<b>CFDA Program Title or Cluster Title</b>
AGEC	32,113,426	30,074,064	Aging Cluster
CCDF	260,234,288	240,777,379	CCDF Cluster
CDBG	110,548		CDBG-Entitlement Grants Cluster
CHNC	512,845,226	511,940,558	Child Nutrition Cluster
CWSR	105,671,325	54,816,294	Clean Water State Revolving Fund Cluster
DISI	58,067,297		Disability Insurance/SSI Cluster
DWSR	48,134,991	26,957,381	Drinking Water State Revolving Fund Cluster
EFAC	19,424,544	18,699,681	Food Distribution Cluster
EMPS	36,992,520		Employment Service Cluster
F&WC	21,537,624		Fish and Wildlife Cluster
FGSC	624,381		Foster Grandparent/Senior Companion Cluster
HCCL	2,168,426	1,533,292	Health Center Cluster
HPCC	1,281,712,245	61,695,275	Highway Planning and Construction Cluster
HVCL	4,066,597	3,653,896	Housing Voucher Cluster
HWSC	11,512,388	4,785,182	Highway Safety Cluster
JAGP	5,302,114	2,227,691	JAG Program Cluster
MEDC	8,627,856,773	136,040,397	Medicaid Cluster
PWED	1,514,816		Economic Development Cluster
RD	831,359,538	155,238,033	Research and Development Cluster
SCPC	42,586,590	37,785,993	CDBG-State-Administered CDBG Cluster
SDSD	724,416		Statewide Data Systems Cluster
SFAC	2,323,429,433		Student Financial Assistance Cluster
SIGC	32,603,542	31,585,038	School Improvement Grants Cluster
SNAP	2,506,534,164	87,087,794	Supplemental Nutrition Assistance Program Cluster (SNAP)
SPED	346,860,272	334,254,639	Special Education Cluster (IDEA)
TANF	236,573,209	177,011,149	TANF Cluster
TQPG	2,449,591	598,388	Teacher Quality Partnership Grants
TRIO	16,328,018	55,942	TRIO Cluster
TSPC	5,829,222	5,586,049	Transit Services Programs Cluster
WIAC	89,480,424	69,484,845	WIA Cluster
10	1,138,203	15,650	U. S. Department of Agriculture
10	4,990		ARRA - U. S. Department of Agriculture
10.001	43,371		Agricultural Research-Basic and Applied Research
10.025	2,237,959		Plant and Animal Disease, Pest Control, and Animal Care
10.153	5,000		Market News
10.156	16,546		Federal-State Marketing Improvement Program
10.163	92,892		Market Protection and Promotion
10.168	25,554	10,367	Farmers' Market and Local Food Promotion Program
10.170	1,042,002		Specialty Crop Block Grant Program - Farm Bill
10.200	16,389		Grants for Agricultural Research, Special Research Grants
10.203	154,556		Payments to Agricultural Experiment Stations Under the Hatch Act
10.206	4,323,064	180,344	Grants for Agricultural Research-Competitive Research Grants
10.210	199,064		Higher Education - Graduate Fellowships Grant Program
10.212	10		Small Business Innovation Research
10.215	29,842		Sustainable Agriculture Research and Education
10.216	421,076	6,582	1890 Institution Capacity Building Grants
10.217	211,507	63,550	Higher Education - Institution Challenge Grants Program
10.220	110,725		Higher Education - Multicultural Scholars Grant Program
10.224	(6,155)		Fund for Rural America-Research, Education, and Extension Activities
10.250	132,589		Agricultural and Rural Economic Research, Cooperative Agreements and Collaborations
10.253	35,830		Food Assistance and Nutrition Research Programs (FANRP)
10.255	38,930		Research Innovation and Development Grants in Economic (RIDGE)
10.303	873,422	374,853	Integrated Programs
10.304	84,462		Homeland Security-Agricultural
10.305	114,013		International Science and Education Grants
10.309	4,627		Specialty Crop Research Initiative
10.310	1,793,904	216,953	Agriculture and Food Research Initiative (AFRI)
10.311	241,237	79,814	Beginning Farmer and Rancher Development Program
10.319	5,175		Farm Business Management and Benchmarking Competitive Grants Program
10.435	91,568		State Mediation Grants
10.455	36,348		Community Outreach and Assistance Partnership Program

**SCHEDULE OF EXPENDITURES OF FEDERAL AWARDS (SUMMARY)**

For the Fiscal Year Ended June 30, 2014

<b>Federal CFDA Number</b>	<b>Program Expenditures</b>	<b>Subrecipient Expenditures</b>	<b>CFDA Program Title or Cluster Title</b>
10.459	11,715		Commodity Partnerships for Small Agricultural Risk Management Education Sessions
10.475	3,793,878		Cooperative Agreements with States for Intrastate Meat and Poultry Inspection
10.479	220,686		Food Safety Cooperative Agreements
10.500	13,543,131	185,907	Cooperative Extension Service
10.549	18,622		Rural Child Poverty Nutrition Center
10.557	197,686,453	50,116,564	Special Supplemental Nutrition Program for Women, Infants, and Children
10.558	88,911,703	87,886,609	Child and Adult Care Food Program
10.560	8,582,050		State Administrative Expenses for Child Nutrition
10.567	825,553	576,906	Food Distribution Program on Indian Reservations
10.572	126,844	110,428	WIC Farmers' Market Nutrition Program (FMNP)
10.576	67,973	66,603	Senior Farmers Market Nutrition Program
10.578	2,398,483		WIC Grants To States (WGS)
10.578	8,410,606	2,801	ARRA - WIC Grants To States (WGS)
10.579	553,405	22,248	Child Nutrition Discretionary Grants Limited Availability
10.582	3,785,880	3,695,667	Fresh Fruit and Vegetable Program
10.583	32,534		Hunger Free Communities
10.600	21,722		Foreign Market Development Cooperator Program
10.652	527,257		Forestry Research
10.664	3,635,893		Cooperative Forestry Assistance
10.676	2,940,628		Forest Legacy Program
10.678	173,515		Forest Stewardship Program
10.680	669,090		Forest Health Protection
10.681	28,849		Wood Education and Resource Center (WERC)
10.855	136,788		Distance Learning and Telemedicine Loans and Grants
10.902	617,603		Soil and Water Conservation
10.903	53,185		Soil Survey
10.912	277,906		Environmental Quality Incentives Program
10.960	96,627		Technical Agricultural Assistance
10.962	49,969		Cochran Fellowship Program-International Training-Foreign Participant
11	185,642	8,527	U. S. Department of Commerce
11.303	237,370		Economic Development-Technical Assistance
11.417	1,893,629	682,657	Sea Grant Support
11.419	91,025	32,697	Coastal Zone Management Administration Awards
11.431	65,546		Climate and Atmospheric Research
11.435	104,075		Southeast Area Monitoring and Assessment Program
11.439	101,726		Marine Mammal Data Program
11.440	193,470	180,021	Environmental Sciences, Applications, Data, and Education
11.459	32,514		Weather and Air Quality Research
11.460	39,360		Special Oceanic and Atmospheric Projects
11.468	30,970		Applied Meteorological Research
11.469	59,359		Congressionally Identified Awards and Projects
11.472	39,997		Unallied Science Program
11.473	39,277	2,021	Coastal Services Center
11.481	20,459		Educational Partnership Program
11.483	13,157		NOAA Programs for Disaster Relief Appropriations Act - Non-construction and Construction
11.549	85,388		State and Local Implementation Grant Program
11.557	358,041		Broadband Technology Opportunities Program (BTOP)
11.557	1,662,211	44,732	ARRA - Broadband Technology Opportunities Program (BTOP)
11.609	429,538		Measurement and Engineering Research and Standards
11.611	2,291,052	115,000	Manufacturing Extension Partnership
12	2,886,556	613	U. S. Department of Defense
12.002	356,369		Procurement Technical Assistance For Business Firms
12.300	1,711,164	510,219	Basic and Applied Scientific Research
12.351	54,635		Basic Scientific Research-Combating Weapons of Mass Destruction
12.357	411,149		ROTC Language and Culture Training Grants
12.400	2,193,729		Military Construction, National Guard
12.401	21,712,473		National Guard Military Operations and Maintenance (O&M) Projects
12.404	2,989,056		National Guard ChalleNGe Program
12.420	1,082,980	195,494	Military Medical Research and Development
12.431	1,912,036	192,132	Basic Scientific Research
12.579	1,536,191		Language Training Center
12.630	625,880	64,324	Basic, Applied, and Advanced Research in Science and Engineering
12.800	814,411	538,887	Air Force Defense Research Sciences Program
12.900	193,712		Language Grant Program

**SCHEDULE OF EXPENDITURES OF FEDERAL AWARDS (SUMMARY)**

For the Fiscal Year Ended June 30, 2014

<b>Federal CFDA Number</b>	<b>Program Expenditures</b>	<b>Subrecipient Expenditures</b>	<b>CFDA Program Title or Cluster Title</b>
12.901	241,758		Mathematical Sciences Grants Program
12.902	74,599		Information Security Grant Program
12.910	1,322		Research and Technology Development
13	24,588		U. S. Central Intelligence Agency
14	13,844		U. S. Department of Housing and Urban Development
14.169	19,643		Housing Counseling Assistance Program
14.171	48,225		Manufactured Home Dispute Resolution
14.231	4,071,604	3,874,371	Emergency Solutions Grant Program
14.241	2,260,585	2,176,294	Housing Opportunities for Persons with AIDS
14.401	122,637		Fair Housing Assistance Program-State and Local
14.520	881,861	49,085	Historically Black Colleges and Universities Program
14.703	131,964		Sustainable Communities Regional Planning Grant Program
14.704	711		Community Challenge Planning Grants and the Department of Transportation's TIGER II Planning Grants
14.900	369,494		Lead-Based Paint Hazard Control in Privately-Owned Housing
14.906	273,186	51,894	Healthy Homes Technical Studies Grants
15	6,249		U. S. Department of Interior
15.225	40,827		Recreation Resource Management
15.235	61,604		Southern Nevada Public Land Management
15.423	56,648		Bureau of Ocean Energy Management (BOEM) Environmental Studies Program (ESP)
15.608	41,160		Fish and Wildlife Management Assistance
15.615	248,470		Cooperative Endangered Species Conservation Fund
15.616	26,480	20,999	Clean Vessel Act Program
15.622	272,904		Sportfishing and Boating Safety Act
15.626	277,186		Enhanced Hunter Education and Safety Program
15.630	16,306		Coastal Program
15.632	7,844		Conservation Grants Private Stewardship for Imperiled Species
15.634	1,148,700		State Wildlife Grants
15.637	89,940	46,102	Migratory Bird Joint Ventures
15.649	6,339		Service Training and Technical Assistance (Generic Training)
15.650	44,836		Research Grants (Generic)
15.657	167,077		Endangered Species Conservation-Recovery Implementation Funds
15.660	13,420		Endangered Species - Candidate Conservation Action Funds
15.663	9,840		National Fish and Wildlife Foundation
15.669	518		Cooperative Landscape Conservation
15.808	169,021		U. S. Geological Survey-Research and Data Collection
15.809	3,680		National Spatial Data Infrastructure Cooperative Agreements Program
15.810	7,374		National Cooperative Geologic Mapping Program
15.815	24,155		National Land Remote Sensing-Education Outreach and Research
15.816	29,494		Minerals Resources External Research Program
15.904	822,995	81,500	Historic Preservation Fund Grants-In-Aid
15.916	26,850		Outdoor Recreation-Acquisition, Development and Planning
15.926	12,696		American Battlefield Protection
15.931	46,093		Conservation Activities by Youth Service Organizations
15.939	20,580		National Heritage Area Federal Financial Assistance
15.945	277,359	4,500	Cooperative Research and Training Programs-Resources of the National Park System
16	386,218		U. S. Department of Justice
16.013	73,369		Violence Against Women Act Court Training and Improvement Grants
16.017	337,872	337,872	Sexual Assault Services Formula Program
16.523	651,827	620,117	Juvenile Accountability Block Grants
16.525	162,814		Grants to Reduce Domestic Violence, Dating Violence, Sexual Assault, and Stalking on Campus
16.540	482,550	308,476	Juvenile Justice and Delinquency Prevention-Allocation to States
16.543	456,507		Missing Children's Assistance
16.548	72,870		Title V-Delinquency Prevention Program
16.550	32,268		State Justice Statistics Program for Statistical Analysis Centers
16.560	600,242		National Institute of Justice Research, Evaluation, and Development Project Grants
16.575	11,700,215	10,046,120	Crime Victim Assistance
16.576	2,769,332	2,656,402	Crime Victim Compensation
16.580	83,602	51,788	Edward Byrne Memorial State and Local Law Enforcement Assistance Discretionary Grants Program
16.582	194,027	34,434	Crime Victim Assistance/Discretionary Grants
16.585	161,319		Drug Court Discretionary Grant Program
16.588	3,847,604	2,556,829	Violence Against Women Formula Grants
16.590	220,530		Grants to Encourage Arrest Policies and Enforcement of Protection Orders Program
16.593	463,511		Residential Substance Abuse Treatment for State Prisoners
16.606	2,827,556		State Criminal Alien Assistance Program

**SCHEDULE OF EXPENDITURES OF FEDERAL AWARDS (SUMMARY)**

For the Fiscal Year Ended June 30, 2014

<b>Federal CFDA Number</b>	<b>Program Expenditures</b>	<b>Subrecipient Expenditures</b>	<b>CFDA Program Title or Cluster Title</b>
16.607	59,437		Bulletproof Vest Partnership Program
16.609	26,301	19,099	Project Safe Neighborhoods
16.710	34,908		Public Safety Partnership and Community Policing Grants
16.726	166,391	18,209	Juvenile Mentoring Program
16.727	28,865		Enforcing Underage Drinking Laws Program
16.731	3,482		Tribal Youth Program
16.735	122,627		Protecting Inmates and Safeguarding Communities Discretionary Grant Program
16.740	225,000		Statewide Automated Victim Information Notification (SAVIN) Program
16.741	1,137,351		DNA Backlog Reduction Program
16.742	484,479	116,870	Paul Coverdell Forensic Sciences Improvement Grant Program
16.746	17,244		Capital Case Litigation
16.751	185,398		Edward Byrne Memorial Competitive Grant Program
16.754	29,436	23,188	Harold Rogers Prescription Drug Monitoring Program
16.756	12,400		Court Appointed Special Advocates
16.758	24,637		Improving the Investigation and Prosecution of Child Abuse and the Regional and Local Children's Advocacy Centers
16.800	1,698		Recovery Act - Internet Crimes against Children Task Force Program (ICAC)
16.816	26,965	26,965	John R. Justice Prosecutors and Defenders Incentive Act
17.002	1,795,590		Labor Force Statistics
17.005	144,802		Compensation and Working Conditions
17.225	768,142,016		Unemployment Insurance
17.225	2,039,302		ARRA - Unemployment Insurance
17.235	2,184,293	2,116,636	Senior Community Service Employment Program
17.245	11,300,921		Trade Adjustment Assistance
17.260	1,092,355		WIA Dislocated Workers
17.261	42,175		WIA Pilots, Demonstrations, and Research Projects
17.265	279,903	91,683	Native American Employment and Training
17.268	1,160,578	291,442	H-1B Job Training Grants
17.271	453,966		Work Opportunity Tax Credit Program (WOTC)
17.273	82,796		Temporary Labor Certification for Foreign Workers
17.275	65,811		ARRA - Program of Competitive Grants for Worker Training and Placement in High Growth and Emerging Industry Sectors
17.280	147,362		Workforce Investment Act (WIA) Dislocated Worker National Reserve Demonstration Grants
17.281	1,747,841		Workforce Investment Act (WIA) Dislocated Worker National Reserve Technical Assistance and Training
17.282	10,224,594		Trade Adjustment Assistance Community College and Career Training (TAACCCT) Grants
17.502	23,088		Occupational Safety and Health-Susan Harwood Training Grants
17.503	5,173,728		Occupational Safety and Health-State Program
17.504	1,378,074		Consultation Agreements
17.600	95,282		Mine Health and Safety Grants
19.040	107,260		Public Diplomacy Programs
19.400	94,374		Academic Exchange Programs-Graduate Students
19.501	284,116		Public Diplomacy Programs for Afghanistan and Pakistan
20	276,710		U. S. Department of Transportation
20.106	22,087,866	21,552,116	Airport Improvement Program
20.218	564,757		National Motor Carrier Safety
20.231	10,000		Performance and Registration Information Systems Management
20.232	223,254		Commercial Driver's License Program Improvement Grant
20.234	210,699		Safety Data Improvement Program
20.235	57,109		Commercial Motor Vehicle Operator Training Grants
20.237	449,262		Commercial Vehicle Information Systems and Networks
20.313	(1)		Railroad Research and Development
20.314	355,918		Railroad Development
20.319	18,020		High-Speed Rail Corridors and Intercity Passenger Rail Service-Capital Assistance Grants
20.319	85,121,090		ARRA - High-Speed Rail Corridors and Intercity Passenger Rail Service-Capital Assistance Grants
20.505	1,352,213	1,177,663	Metropolitan Transportation Planning
20.509	24,184,221	23,076,548	Formula Grants for Rural Areas
20.509	2,480,450	1,953,725	ARRA - Formula Grants for Rural Areas
20.604	812,669		Safety Incentive Grants for Use of Seatbelts
20.607	1,039,389	805,666	Alcohol Open Container Requirements
20.614	9,127		National Highway Traffic Safety Administration (NHTSA) Discretionary Safety Grants
20.616	1,038,148	54,297	National Priority Safety Programs
20.700	330,721		Pipeline Safety Program State Base Grant
20.703	453,713	241,671	Interagency Hazardous Materials Public Sector Training and Planning Grants
20.721	15,000		PHMSA Pipeline Safety Program One Call Grant

**SCHEDULE OF EXPENDITURES OF FEDERAL AWARDS (SUMMARY)**

For the Fiscal Year Ended June 30, 2014

<b>Federal CFDA Number</b>	<b>Program Expenditures</b>	<b>Subrecipient Expenditures</b>	<b>CFDA Program Title or Cluster Title</b>
20.931	155,361		Transportation Planning, Research and Education
21.008	30,781		Low Income Taxpayer Clinics
23.001	20,109	13,574	Appalachian Regional Development (See individual Appalachian Programs)
23.011	519,358	251,751	Appalachian Research, Technical Assistance, and Demonstration Projects
30	88,600		U. S. Equal Employment Opportunity Commission
39.003	15,317,910		Donation of Federal Surplus Personal Property
42	12,296		Library of Congress
43	410,582		National Aeronautics and Space Administration
43.001	543,703	1,606	Science
43.003	830		Exploration
43.008	979		Education
43.009	55,247		Cross Agency Support
45	100,131		Federal Council on the Arts and the Humanities
45.024	41,772		Promotion of the Arts-Grants to Organizations and Individuals
45.025	786,681	777,970	Promotion of the Arts-Partnership Agreements
45.149	8,846		Promotion of the Humanities-Division of Preservation and Access
45.160	34,780		Promotion of the Humanities-Fellowships and Stipends
45.161	125,280		Promotion of Humanities-Research
45.162	24,760		Promotion of the Humanities-Teaching and Learning Resources and Curriculum Development
45.163	105,981		Promotion of the Humanities-Professional Development
45.164	4,500		Promotion of the Humanities-Federal/State Partnership
45.301	175,000		Museums for America
45.309	59,507		Museum Grants for African American History and Culture
45.310	3,843,531	2,243,723	Grants to States
45.312	93,762	13,974	National Leadership Grants
45.313	398,988		Laura Bush 21st Century Librarian Program
47	707,063		National Science Foundation
47.041	1,991,627	54,729	Engineering Grants
47.049	1,792,626	19,028	Mathematical and Physical Sciences
47.050	845,670	9,136	Geosciences
47.070	2,995,606	322,559	Computer and Information Science and Engineering
47.074	1,339,412	163,442	Biological Sciences
47.075	1,040,435	41,896	Social, Behavioral, and Economic Sciences
47.076	11,612,241	809,941	Education and Human Resources
47.078	126,943		Polar Programs
47.079	148,288		Office of International and Integrative Activities
47.080	159,726		Office of Cyberinfrastructure
47.081	36,260		Office of Experimental Program to Stimulate Competitive Research
47.082	480,001	66,523	Trans-NSF Recovery Act Reasearch Support
47.082	562,728		ARRA - Trans-NSF Recovery Act Reasearch Support
59	286,963		U. S. Small Business Administration
59.037	3,897,908		Small Business Development Centers
59.044	208,714		Veterans Business Development
59.061	446,017		State Trade and Export Promotion Pilot Grant Program
64.005	320,123		Grants to States for Construction of State Home Facilities
64.005	310,480		ARRA - Grants to States for Construction of State Home Facilities
64.018	1,553		Sharing Specialized Medical Resources
64.028	355,532		Post-9/11 Veterans Educational Assistance
64.124	392,936		All-Volunteer Force Educational Assistance
66	96,724		U. S. Environmental Protection Agency
66.032	211,569		State Indoor Radon Grants
66.034	153,436		Surveys, Studies, Research, Investigations, Demonstrations, and Special Purpose Activities Relating to the Clean Air Act
66.040	241,587		State Clean Diesel Grant Program
66.127	23,641		Southeastern U. S. Regional Targeted Watershed Initiative
66.202	574,315		Congressionally Mandated Projects
66.432	3,868,753		State Public Water System Supervision
66.433	79,366		State Underground Water Source Protection
66.454	276,462		Water Quality Management Planning
66.456	662,843		National Estuary Program
66.460	3,825,709		Nonpoint Source Implementation Grants
66.461	8,468		Regional Wetland Program Development Grants
66.472	291,908		Beach Monitoring and Notification Program Implementation Grants
66.474	9,289		Water Protection Grants to the States



**SCHEDULE OF EXPENDITURES OF FEDERAL AWARDS (SUMMARY)**

For the Fiscal Year Ended June 30, 2014

<b>Federal CFDA Number</b>	<b>Program Expenditures</b>	<b>Subrecipient Expenditures</b>	<b>CFDA Program Title or Cluster Title</b>
66.509	9,922		Science To Achieve Results (STAR) Research Program
66.514	16,221		Science To Achieve Results (STAR) Fellowship Program
66.516	36,689		P3 Award: National Student Design Competition for Sustainability
66.605	779,917		Performance Partnership Grants
66.608	444,186		Environmental Information Exchange Network Grant Program and Related Assistance
66.611	31,297		Environmental Policy and Innovation Grants
66.701	80,773		Toxic Substances Compliance Monitoring Cooperative Agreements
66.707	264,013		TSCA Title IV State Lead Grants Certification of Lead-Based Paint Professionals
66.716	65,868		Research, Development, Monitoring, Public Education, Training, Demonstrations, and Studies
66.717	8,422		Source Reduction Assistance
66.801	2,213,320		Hazardous Waste Management State Program Support
66.802	1,464,871		Superfund State, Political Subdivision, and Indian Tribe Site-Specific Cooperative Agreements
66.804	796,630		Underground Storage Tank Prevention, Detection and Compliance Program
66.805	1,982,926		Leaking Underground Storage Tank Trust Fund Corrective Action Program
66.808	1,475		Solid Waste Management Assistance Grants
77	120,777		Nuclear Regulatory Commission
81	228,933		U. S. Department of Energy
81	64,438		ARRA - U. S. Department of Energy
81.041	971,496		State Energy Program
81.041	66,943		ARRA - State Energy Program
81.042	1,202,329	112,107	Weatherization Assistance for Low-Income Persons
81.042	3,619,725		ARRA - Weatherization Assistance for Low-Income Persons
81.049	61,763		Office of Science Financial Assistance Program
81.086	252,588	113,258	Conservation Research and Development
81.086	82,338		ARRA - Conservation Research and Development
81.087	843,259	131,991	Renewable Energy Research and Development
81.089	13,009		Fossil Energy Research and Development
81.117	704,938	2,100	Energy Efficiency and Renewable Energy Information Dissemination, Outreach, Training and Technical Analysis/Assistance
81.119	82,353		State Energy Program Special Projects
81.121	69,844		Nuclear Energy Research, Development and Demonstration
81.122	751,571		ARRA - Electricity Delivery and Energy Reliability, Research, Development and Analysis
81.129	223,194	119,843	Energy Efficiency and Renewable Energy Technology Deployment, Demonstration and Commercialization
81.214	17,668		Environmental Monitoring/Cleanup, Cultural and Resource Mgmt., Emergency Response Research, Outreach, Technical Analysis
84	1,233,403	99,549	U. S. Department of Education
84.002	18,070,127	15,890,550	Adult Education - Basic Grants to States
84.010	394,726,532	389,428,566	Title I Grants to Local Educational Agencies
84.011	5,192,453	4,457,024	Migrant Education-State Grant Program
84.013	925,852	896,753	Title I State Agency Program for Neglected and Delinquent Children and Youth
84.015	232		National Resource Centers Program for Foreign Language and Area Studies or Foreign Language and International Studies Program and Foreign Language and Area Studies Fellowship Program
84.031	42,196,938	95,899	Higher Education-Institutional Aid
84.048	32,781,352	16,920,331	Career and Technical Education -- Basic Grants to States
84.116	200,687	68,728	Fund for the Improvement of Postsecondary Education
84.120	833,789		Minority Science and Engineering Improvement
84.126	101,240,620		Rehabilitation Services-Vocational Rehabilitation Grants to States
84.129	167,632		Rehabilitation Long-Term Training
84.141	525,631		Migrant Education-High School Equivalency Program
84.144	60,257		Migrant Education-Coordination Program
84.160	379		Training Interpreters for Individuals who are Deaf and Individuals who are Deaf-Blind
84.161	318,609		Rehabilitation Services-Client Assistance Program
84.169	465,867	490,804	Independent Living-State Grants
84.177	694,918		Rehabilitation Services-Independent Living Services for Older Individuals Who are Blind
84.181	11,674,590	2,264,886	Special Education-Grants for Infants and Families
84.187	1,123,341		Supported Employment Services for Individuals with the Most Significant Disabilities
84.196	1,629,017	1,279,402	Education for Homeless Children and Youth
84.200	974,299		Graduate Assistance in Areas of National Need
84.215	16,863		Fund for the Improvement of Education
84.224	536,312		Assistive Technology
84.265	138,607		Rehabilitation Training-State Vocational Rehabilitation Unit In-Service Training
84.287	25,717,007	24,605,841	Twenty-First Century Community Learning Centers
84.299	300,438		Indian Education-Special Programs for Indian Children
84.305	579,225	197,524	Education Research, Development and Dissemination

**SCHEDULE OF EXPENDITURES OF FEDERAL AWARDS (SUMMARY)**

For the Fiscal Year Ended June 30, 2014

<b>Federal CFDA Number</b>	<b>Program Expenditures</b>	<b>Subrecipient Expenditures</b>	<b>CFDA Program Title or Cluster Title</b>
84.315	446,821		Capacity Building for Traditionally Underserved Populations
84.318	900,384	882,873	Educational Technology State Grants
84.323	1,498,465	1,366,425	Special Education - State Personnel Development
84.324	1,136,018	1,875	Research in Special Education
84.325	1,496,777	13,857	Special Education-Personnel Development to Improve Services and Results for Children with Disabilities
84.326	1,274,897	461,833	Special Education-Technical Assistance and Dissemination to Improve Services and Results for Children with Disabilities
84.330	899,273		Advanced Placement Program (Advanced Placement Test Fee; Advanced Placement Incentive Program Grants)
84.334	3,889,250	2,417,017	Gaining Early Awareness and Readiness for Undergraduate Programs
84.335	23,722		Child Care Access Means Parents in School
84.350	277,654	36,378	Transition to Teaching
84.358	6,017,715	5,590,695	Rural Education
84.363	659,904		School Leadership
84.365	13,443,072	12,801,886	English Language Acquisition State Grants
84.366	4,198,057	3,415,047	Mathematics and Science Partnerships
84.367	54,799,339	52,959,184	Improving Teacher Quality State Grants
84.368	141,431		Grants for Enhanced Assessment Instruments
84.369	9,694,536		Grants for State Assessments and Related Activities
84.373	455,294	43,745	Special Education-Technical Assistance on State Data Collection
84.375	1,392		Academic Competitiveness Grants
84.378	2,487,086	1,672,178	College Access Challenge Grant Program
84.382	1,639,220		Strengthening Minority-Serving Institutions
84.395	105,886,012	46,824,186	ARRA - State Fiscal Stabilization Fund (SFSF) - Race-to-the-Top Incentive Grants, Recovery Act
84.407	387,992	38,597	Transition Programs for Students with Intellectual Disabilities into Higher Education
84.411	545,298	88,818	Investing in Innovation (i3) Fund
84.412	13,491,808	6,053,275	Race to the Top-Early Learning Challenge
89.003	59,603		National Historical Publications and Records Grants
90.401	11,600	9,750	Help America Vote Act Requirements Payments
93	1,168,510	16,666	U. S. Department of Health and Human Services
93.041	124,643	124,643	Special Programs for the Aging-Title VII, Chapter 3-Programs for Prevention of Elder Abuse, Neglect, and Exploitation
93.042	468,200	468,200	Special Programs for the Aging-Title VII, Chapter 2-Long Term Care Ombudsman Services for Older Individuals
93.043	515,494	514,644	Special Programs for the Aging-Title III, Part D-Disease Prevention and Health Promotion Services
93.048	623,964	56,000	Special Programs for the Aging-Title IV-and Title II-Discretionary Projects
93.051	148,095	138,554	Alzheimer's Disease Demonstration Grants to States
93.052	4,625,120	4,372,691	National Family Caregiver Support, Title III, Part E
93.065	46,497		Laboratory Leadership, Workforce Training and Management Development, Improving Public Health Laboratory Infrastructure
93.069	371,690		Public Health Emergency Preparedness
93.070	483,578	62,754	Environmental Public Health and Emergency Response
93.071	674,039	640,731	Medicare Enrollment Assistance Program
93.072	163,596		Lifespan Respite Care Program
93.074	22,946,320	8,486,831	Hospital Preparedness Program (HPP) and Public Health Emergency Preparedness (PHEP) Aligned Cooperative Agreements
93.079	160,825		Cooperative Agreements to Promote Adolescent Health through School-Based HIV/STD Prevention and School-Based Surveillance
93.087	485,734	300,777	Enhance Safety of Children Affected by Substance Abuse
93.089	63,786		Emergency System for Advance Registration of Volunteer Health Professionals
93.092	1,485,515	937,628	Affordable Care Act (ACA) Personal Responsibility Education Program
93.094	625,480	321,506	Well-Integrated Screening and Evaluation for Women Across the Nation
93.103	1,220,205		Food and Drug Administration-Research
93.104	129,482	93,182	Comprehensive Community Mental Health Services for Children with Serious Emotional Disturbances (SED)
93.110	193,346		Maternal and Child Health Federal Consolidated Programs
93.113	694,382		Environmental Health
93.116	2,110,500	770,040	Project Grants and Cooperative Agreements for Tuberculosis Control Programs
93.124	112,511		Nurse Anesthetist Traineeships
93.127	154,310		Emergency Medical Services for Children
93.130	323,526		Cooperative Agreements to States/Territories for the Coordination and Development of Primary Care Offices
93.135	18,832		Centers for Research and Demonstration for Health Promotion and Disease Prevention
93.136	987,729	380,047	Injury Prevention and Control Research and State and Community Based Programs
93.145	38,427		AIDS Education and Training Centers

**SCHEDULE OF EXPENDITURES OF FEDERAL AWARDS (SUMMARY)**

For the Fiscal Year Ended June 30, 2014

<b>Federal CFDA Number</b>	<b>Program Expenditures</b>	<b>Subrecipient Expenditures</b>	<b>CFDA Program Title or Cluster Title</b>
93.150	848,709	848,841	Projects for Assistance in Transition from Homelessness (PATH)
93.153	523,723		Coordinated Services and Access to Research for Women, Infants, Children, and Youth
93.173	20,502	14,051	Research Related to Deafness and Communication Disorders
93.178	272,868		Nursing Workforce Diversity
93.191	177,768		Graduate Psychology Education Program and Patient Navigator and Chronic Disease Prevention Program
93.204	22,457		Surveillance of Hazardous Substance Emergency Events
93.211	90,999	4,000	Telehealth Programs
93.213	753,481	131,589	Research and Training in Complementary and Alternative Medicine
93.217	5,550,174	4,518,693	Family Planning-Services
93.226	13,000		Research on Healthcare Costs, Quality and Outcomes
93.234	249,533	246,432	Traumatic Brain Injury State Demonstration Grant Program
93.235	1,689,341	837,560	Affordable Care Act (ACA) Abstinence Education Program
93.236	157,161		Grants to States to Support Oral Health Workforce Activities
93.240	221,913		State Capacity Building
93.241	502,194	77,455	State Rural Hospital Flexibility Program
93.242	1,616,722	450,713	Mental Health Research Grants
93.243	3,007,689	2,148,296	Substance Abuse and Mental Health Services-Projects of Regional and National Significance
93.247	1,050,960	10,000	Advanced Nursing Education Grant Program
93.250	76,486		Geriatric Academic Career Awards
93.251	281,358		Universal Newborn Hearing Screening
93.256	881,806	570,604	State Health Access Program
93.262	151,991		Occupational Safety and Health Program
93.265	227,004		Comprehensive Geriatric Education Program(CGEP)
93.268	117,549,345	2,396,794	Immunization Cooperative Agreements
93.270	101,146		Adult Viral Hepatitis Prevention and Control
93.273	2,210,685		Alcohol Research Programs
93.276	66,131		Drug-Free Communities Support Program Grants
93.279	679,588	89,226	Drug Abuse and Addiction Research Programs
93.283	4,155,542	646,977	Centers for Disease Control and Prevention-Investigations and Technical Assistance
93.286	10,000		Discovery and Applied Research for Technological Innovations to Improve Human Health
93.296	(14,427)		State Partnership Grant Program to Improve Minority Health
93.301	222,053	213,953	Small Rural Hospital Improvement Grant Program
93.307	1,715,054	1,115	Minority Health and Health Disparities Research
93.324	161,474		State Health Insurance Assistance Program
93.351	838,214	16,318	Research Infrastructure Programs
93.358	1,322,856		Advanced Education Nursing Traineeships
93.359	45,352		Nurse Education, Practice Quality and Retention Grants
93.360	590,218		Biomedical Advanced Research and Development Authority (BARDA), Biodefense Medical Countermeasure Development
93.361	178,220		Nursing Research
93.389	232,263		National Center for Research Resources
93.393	301,608		Cancer Cause and Prevention Research
93.394	40,480		Cancer Detection and Diagnosis Research
93.395	602,417	149,259	Cancer Treatment Research
93.396	277,378		Cancer Biology Research
93.397	1,264,181	52,056	Cancer Centers Support Grants
93.398	15,860		Cancer Research Manpower
93.399	82,847		Cancer Control
93.449	219,325		Ruminant Feed Ban Support Project
93.500	1,014,058	619,096	Pregnancy Assistance Fund Program
93.505	3,082,069	2,121,440	Affordable Care Act (ACA) Maternal, Infant, and Early Childhood Home Visiting Program
93.506	155,656		ACA Nationwide Program for National and State Background Checks for Direct Patient Access Employees of Long Term Care Facilities and Providers
93.507	1,036,422		PPHF 2012 National Public Health Improvement Initiative
93.511	797,383		Affordable Care Act (ACA) Grants to States for Health Insurance Premium Review
93.512	537,570		Affordable Care Act (ACA) Personal and Home Care Aide State Training Program (PHCAST)
93.517	18,185		Affordable Care Act-Aging and Disability Resource Center
93.519	545,573		Affordable Care Act (ACA)-Consumer Assistance Program Grants
93.520	167,002		Centers for Disease Control and Prevention Affordable Care Act (ACA)-Communities Putting Prevention to Work
93.521	862,775		The Affordable Care Act: Building Epidemiology, Laboratory, and Health Information Systems Capacity in the Epidemiology and Laboratory Capacity for Infectious Disease (ELC) and Emerging Infections Program (EIP) Cooperative Agreements;PPHF
93.525	28,324		State Planning and Establishment Grants for the Affordable Care Act (ACA)'s Exchanges

**SCHEDULE OF EXPENDITURES OF FEDERAL AWARDS (SUMMARY)**

For the Fiscal Year Ended June 30, 2014

<b>Federal CFDA Number</b>	<b>Program Expenditures</b>	<b>Subrecipient Expenditures</b>	<b>CFDA Program Title or Cluster Title</b>
93.531	8,545,608	5,419,668	PPHF 2012: Community Transformation Grants and National Dissemination and Support for Community Transformation Grants - financed solely by 2012 Prevention and Public Health Funds
93.539	345,840		PPHF 2012-Prevention and Public Health Fund (Affordable Care Act)-Capacity Building Assistance to Strengthen Public Health Immunization Infrastructure and Performance financed in part by 2012 Prevention and Public Health Funds
93.544	517,468		The Patient Protection and Affordable Care Act of 2010 (Affordable Care Act) authorizes Coordinated Chronic Disease prevention and Health Promotion Program
93.548	292,936	63,525	PPHF2013: State Nutrition, Physical Activity, and Obesity Programs - financed in part by 2013 PPHF
93.556	10,488,286	9,202,215	Promoting Safe and Stable Families
93.560	(63,936)		Family Support Payments to States-Assistance Payments
93.563	97,395,418	76,496,792	Child Support Enforcement
93.564	8,317		Child Support Enforcement Research
93.566	5,668,534	2,094,742	Refugee and Entrant Assistance-State Administered Programs
93.568	94,545,221	72,678,843	Low-Income Home Energy Assistance
93.569	15,369,525	14,647,367	Community Services Block Grant
93.576	1,127,961	876,851	Refugee and Entrant Assistance-Discretionary Grants
93.584	544,014	518,431	Refugee and Entrant Assistance-Targeted Assistance Grants
93.586	694,927		State Court Improvement Program
93.590	872,413	775,151	Community-Based Child Abuse Prevention Grants
93.597	239,219		Grants to States for Access and Visitation Programs
93.599	1,015,289	1,015,289	Chafee Education and Training Vouchers Program (ETV)
93.600	207,750		Head Start
93.603	644,845		Adoption Incentive Payments
93.617	211,966	211,966	Voting Access for Individuals with Disabilities-Grants to States
93.630	2,000,301	424,888	Developmental Disabilities Basic Support and Advocacy Grants
93.643	318,239	34,744	Children's Justice Grants to States
93.645	11,864,951	7,204,528	Stephanie Tubbs Jones Child Welfare Services Program
93.647	46,934		Social Services Research and Demonstration
93.648	14,377		Child Welfare Research Training or Demonstration
93.652	691,930	405,197	Adoption Opportunities
93.658	65,228,024	63,555,077	Foster Care-Title IV-E
93.658	(8,448)	(8,448)	ARRA - Foster Care-Title IV-E
93.659	50,632,330	3,531,088	Adoption Assistance
93.659	(9,042)		ARRA - Adoption Assistance
93.667	56,806,824	49,048,798	Social Services Block Grant
93.669	840,173	346,337	Child Abuse and Neglect State Grants
93.671	2,387,163	2,313,631	Family Violence Prevention and Services/Battered Women's Shelters-Grants to States and Indian Tribes
93.674	3,058,821	2,810,356	Chafee Foster Care Independence Program
93.701	82,666	5,864	Trans-NIH Recovery Act Research Support
93.701	188,832	5,816	ARRA - Trans-NIH Recovery Act Research Support
93.708	1,246,443	22,083	ARRA - Head Start
93.721	665,506	576,493	ARRA - Health Information Technology Professionals in Health Care
93.735	819,727		State Public Health Approaches for Ensuring Qiltline Capacity-Funded in part by 2012 Prevention and Public Health Funds (PPHF-2012)
93.744	73,906	55,254	PPHF 2012: Breast and Cervical Cancer Screening Opportunities for States, Tribes and Territories solely financed by 2012 Prevention and Public Health Funds
93.745	94,939		PPHF-2012: Health Care Surveillance/Health Statistics-Surveillance Program Announcement: Behavioral Risk Factor Surveillance System Financed in Part by 2012 Prevention and Public Health Funds (PPHF-2012)
93.750	27,764		PPHF 2013 - Cooperative Agreement to Support Navigators in Federally-facilitated and State Partnership Exchanges
93.767	314,273,204	7,738,641	Children's Health Insurance Program
93.773	7,551,759		Medicare-Hospital Insurance
93.779	1,431,155	322,925	Centers for Medicare and Medicaid Services (CMS) Research, Demonstrations and Evaluations
93.780	196,426		Grants to States for Operation of Qualified High-Risk Pools
93.791	2,286,492		Money Follows the Person Rebalancing Demonstration
93.837	660,226		Cardiovascular Diseases Research
93.839	110,856		Blood Diseases and Resources Research
93.846	1,027,755	191,997	Arthritis, Musculoskeletal and Skin Diseases Research
93.847	1,803,635		Diabetes, Digestive, and Kidney Diseases Extramural Research
93.853	1,659,245	636,564	Extramural Research Programs in the Neurosciences and Neurological Disorders
93.855	1,192,797		Allergy, Immunology and Transplantation Research
93.859	3,546,694	5,767	Biomedical Research and Research Training
93.859	4,599		ARRA - Biomedical Research and Research Training

**SCHEDULE OF EXPENDITURES OF FEDERAL AWARDS (SUMMARY)**

For the Fiscal Year Ended June 30, 2014

<b>Federal CFDA Number</b>	<b>Program Expenditures</b>	<b>Subrecipient Expenditures</b>	<b>CFDA Program Title or Cluster Title</b>
93.865	1,871,599	55,276	Child Health and Human Development Extramural Research
93.866	758,144	8,519	Aging Research
93.884	600,734		Grants for Primary Care Training and Enhancement
93.889	15,806		National Bioterrorism Hospital Preparedness Program
93.913	161,693		Grants to States for Operation of Offices of Rural Health
93.917	38,906,911	8,245,654	HIV Care Formula Grants
93.918	546,071		Grants to Provide Outpatient Early Intervention Services with Respect to HIV Disease
93.919	3,030,482	2,156,626	Cooperative Agreements for State-Based Comprehensive Breast and Cervical Cancer Early Detection Programs
93.926	2,428,449	1,406,617	Healthy Start Initiative
93.928	801,181		Special Projects of National Significance
93.938	210,418		Cooperative Agreements to Support Comprehensive School Health Programs to Prevent the Spread of HIV and Other Important Health Problems
93.940	7,273,285	2,675,216	HIV Prevention Activities-Health Department Based
93.941	263,011	72,419	HIV Demonstration, Research, Public and Professional Education Projects
93.944	1,255,056		Human Immunodeficiency Virus (HIV)/Acquired Immunodeficiency Virus Syndrome (AIDS) Surveillance
93.945	532,077	103,040	Assistance Programs for Chronic Disease Prevention and Control
93.958	11,986,689	11,349,222	Block Grants for Community Mental Health Services
93.959	30,031,965	29,241,268	Block Grants for Prevention and Treatment of Substance Abuse
93.964	13,817		Prevention and Public Health Fund (PPHF) Public Health Traineeships
93.977	2,284,008	224,171	Preventive Health Services-Sexually Transmitted Diseases Control Grants
93.991	1,643,404	1,286,868	Preventive Health and Health Services Block Grant
93.994	17,374,299	14,164,480	Maternal and Child Health Services Block Grant to the States
94.002	146,715		Retired and Senior Volunteer Program
94.003	312,402		State Commissions
94.005	284		Learn and Serve America-Higher Education
94.006	3,389,851	3,389,851	AmeriCorps
94.009	6,767		Training and Technical Assistance
96.008	56,060		Social Security-Work Incentives Planning and Assistance Program
97.001	287,621		Pilot Demonstration or Earmarked Projects
97.005	154,756		State and Local Homeland Security National Training Program
97.008	65,813	65,813	Non-Profit Security Program
97.012	2,760,711		Boating Safety Financial Assistance
97.017	2,435,057	1,976,880	Pre-Disaster Mitigation (PDM) Competitive Grants
97.018	10,935		National Fire Academy Training Assistance
97.023	413,812		Community Assistance Program State Support Services Element (CAP-SSSE)
97.036	11,832,923	7,589,902	Disaster Grants - Public Assistance (Presidentially Declared Disasters)
97.039	3,043,354	2,852,908	Hazard Mitigation Grant
97.041	228,097		National Dam Safety Program
97.042	8,706,524	4,234,275	Emergency Management Performance Grants
97.044	280,034		Assistance to Firefighters Grant
97.045	6,758,200		Cooperating Technical Partners
97.047	658,557	196,354	Pre-Disaster Mitigation
97.052	1,115,022	1,115,022	Emergency Operations Center
97.056	3,124,026	377,381	Port Security Grant Program
97.061	248,578	75,801	Centers for Homeland Security
97.067	17,673,316	9,352,708	Homeland Security Grant Program
97.078	580		Buffer Zone Protection Program (BZPP)
97.082	38,474	18,000	Earthquake Consortium
97.089	386,514		Driver's License Security Grant Program
97.092	124,727	107,567	Repetitive Flood Claims
97.104	31,068		Homeland Security-related Science, Technology, Engineering and Mathematics (HS STEM) Career Development Program
97.110	6,738		Severe Repetitive Loss Program
98	51,798		United States Agency for International Development
98.012	10,066		USAID Development Partnerships for University Cooperation and Development
99	219,830	88,385	Other Federal Assistance
	<b>\$20,960,319,028</b>	<b>\$3,268,701,343</b>	<b>Total Expenditures of Federal Awards</b>

The accompanying notes are an integral part of this schedule.

[ This Page Left Blank Intentionally ]

**SCHEDULE OF EXPENDITURES OF FEDERAL AWARDS (DETAIL)**

For the Fiscal Year Ended June 30, 2014

<b>Federal CFDA Number</b>	<b>Direct/ Indirect</b>	<b>ARRA</b>	<b>Program Expenditures</b>	<b>CFDA Program Title</b>	<b>Pass-Through Number</b>	<b>Pass-Through Entity Name</b>
<b><u>Aging—Cluster:</u></b>						
<b><u>U. S. Department of Health and Human Services</u></b>						
93.044	D	N	12,808,483	Special Programs for the Aging-Title III, Part B-Grants for Supportive Services and Senior Centers		
93.045	D	N	16,048,462	Special Programs for the Aging-Title III, Part C-Nutrition Services		
93.053	D	N	3,256,481	Nutrition Services Incentive Program		
			<u>32,113,426</u>	Total — Aging Cluster — U. S. Department of Health and Human Services		
			<u>32,113,426</u>	Total — Aging		
<b><u>CCDF—Cluster:</u></b>						
<b><u>U. S. Department of Health and Human Services</u></b>						
93.575	D	N	134,887,032	Child Care and Development Block Grant	46900-621-V14UNCG009	Georgia Dept of Early Care and Learning
93.575	I	N	101,438	Child Care and Development Block Grant		
93.596	D	N	125,245,818	Child Care Mandatory and Matching Funds of the Child Care and Development Fund		
			<u>260,234,288</u>	Total — CCDF Cluster — U. S. Department of Health and Human Services		
			<u>260,234,288</u>	Total — CCDF		
<b><u>CDBG-Entitlement Grants Cluster:</u></b>						
<b><u>U. S. Department of Housing and Urban Development</u></b>						
14.218	I	N	6,682	Community Development Block Grants/Entitlement Grants	A13023002	City of Greenville
14.218	I	N	8,860	Community Development Block Grants/Entitlement Grants	A140012001B12DC37001	Town of Roper
14.218	I	N	7,603	Community Development Block Grants/Entitlement Grants	A140015001B12DC37001	Town of Milton
14.218	I	N	7,548	Community Development Block Grants/Entitlement Grants	A140016001B12DC37001	Town of Louisburg
14.218	I	N	7,396	Community Development Block Grants/Entitlement Grants	A140017001B12DC37001	Town of Saint Pauls
14.218	I	N	8,951	Community Development Block Grants/Entitlement Grants	A140018001B12DC37001	Town of Navassa
14.218	I	N	6,332	Community Development Block Grants/Entitlement Grants	A140019001B12DC37001	City of Raeford
14.218	I	N	7,415	Community Development Block Grants/Entitlement Grants	A140020001B12DC37001	Town of Creswell
14.218	I	N	7,465	Community Development Block Grants/Entitlement Grants	A140021001	Caswell County
14.218	I	N	15,332	Community Development Block Grants/Entitlement Grants	A140022001B12DC370001	City of New Bern
14.218	I	N	7,372	Community Development Block Grants/Entitlement Grants	A140023001B12DC37001	Town of Smithfield
14.218	I	N	9,417	Community Development Block Grants/Entitlement Grants	A140024001B12DC37001	Town of Tarboro
14.218	I	N	9,625	Community Development Block Grants/Entitlement Grants	A140025001	Brunswick County
14.218	I	N	550	Community Development Block Grants/Entitlement Grants	A140151001	City of Greenville
			<u>110,548</u>	Total — CDBG-Entitlement Grants Cluster — U. S. Department of Housing and Urban Development		
			<u>110,548</u>	Total — CDBG-Entitlement Grants		
<b><u>Child Nutrition—Cluster:</u></b>						
<b><u>U. S. Department of Agriculture</u></b>						
10.553	D	N	114,345,876	School Breakfast Program		
10.555	D	N	388,775,786	National School Lunch Program		
10.556	D	N	165,581	Special Milk Program for Children		
10.559	D	N	9,557,983	Summer Food Service Program for Children		
			<u>512,845,226</u>	Total — Child Nutrition Cluster — U. S. Department of Agriculture		
			<u>512,845,226</u>	Total — Child Nutrition		

**SCHEDULE OF EXPENDITURES OF FEDERAL AWARDS (DETAIL)**

For the Fiscal Year Ended June 30, 2014

<b>Federal CFDA Number</b>	<b>Direct/ Indirect</b>	<b>ARRA</b>	<b>Program Expenditures</b>	<b>CFDA Program Title</b>	<b>Pass-Through Number</b>	<b>Pass-Through Entity Name</b>
<b><u>CWSR—Cluster:</u></b>						
<b><u>U. S. Environmental Protection Agency</u></b>						
66.458	D	N	105,671,325	Capitalization Grants for Clean Water State Revolving Funds		
			105,671,325	Total — CWSR Cluster — U. S. Environmental Protection Agency		
			105,671,325	Total — CWSR		
<b><u>Disability Insurance/SSI—Cluster:</u></b>						
<b><u>Social Security Administration</u></b>						
96.001	D	N	58,067,297	Social Security-Disability Insurance		
			58,067,297	Total — Disability Insurance/SSI Cluster — Social Security Administration		
			58,067,297	Total — Disability Insurance/SSI		
<b><u>DWSR—Cluster:</u></b>						
<b><u>U. S. Environmental Protection Agency</u></b>						
66.468	D	N	47,469,758	Capitalization Grants for Drinking Water State Revolving Funds		
66.468	D	Y	665,233	ARRA - Capitalization Grants for Drinking Water State Revolving Funds		
			48,134,991	Total — DWSR Cluster — U. S. Environmental Protection Agency		
			48,134,991	Total — DWSR		
<b><u>Food Distribution—Cluster:</u></b>						
<b><u>U. S. Department of Agriculture</u></b>						
10.565	D	N	408,271	Commodity Supplemental Food Program		
10.568	D	N	1,503,773	Emergency Food Assistance Program (Administrative Costs)		
10.569	D	N	17,512,500	Emergency Food Assistance Program (Food Commodities)		
			19,424,544	Total — Food Distribution Cluster — U. S. Department of Agriculture		
			19,424,544	Total — Food Distribution		
<b><u>Employment Service—Cluster:</u></b>						
<b><u>U. S. Department of Labor</u></b>						
17.207	D	N	31,408,479	Employment Service/Wagner-Peyser Funded Activities		
17.801	D	N	2,165,171	Disabled Veterans' Outreach Program (DVOP)		
17.804	D	N	3,418,870	Local Veterans' Employment Representative Program		
			36,992,520	Total — Employment Service Cluster — U. S. Department of Labor		
			36,992,520	Total — Employment Service		
<b><u>Fish and Wildlife—Cluster:</u></b>						
<b><u>U. S. Department of Interior</u></b>						
15.605	D	N	9,970,640	Sport Fish Restoration Program		
15.611	D	N	11,566,984	Wildlife Restoration and Basic Hunter Education		
			21,537,624	Total — Fish and Wildlife Cluster — U. S. Department of Interior		
			21,537,624	Total — Fish and Wildlife		



**SCHEDULE OF EXPENDITURES OF FEDERAL AWARDS (DETAIL)**

For the Fiscal Year Ended June 30, 2014

<b>Federal CFDA Number</b>	<b>Direct/ Indirect</b>	<b>ARRA</b>	<b>Program Expenditures</b>	<b>CFDA Program Title</b>	<b>Pass-Through Number</b>	<b>Pass-Through Entity Name</b>
<b><u>Foster Grandparent/Senior Companion —Cluster:</u></b>						
<b><u>Corporation for National and Community Service</u></b>						
94.011	D	N	375,396	Foster Grandparent Program		
94.016	D	N	248,985	Senior Companion Program		
			624,381	Total — Foster Grandparent/Senior Companion Cluster — Corporation for National and Community Service		
			624,381	Total — Foster Grandparent/Senior Companion		
<b><u>Health Center Cluster:</u></b>						
<b><u>U. S. Department of Health and Human Services</u></b>						
93.224	D	N	2,063,562	Consolidated Health Centers (Community Health Centers, Migrant Health Centers, Health Care for the Homeless, and Public Housing Primary Care)		
93.224	I	N	8,000	Consolidated Health Centers (Community Health Centers, Migrant Health Centers, Health Care for the Homeless, and Public Housing Primary Care)	110-450-4505	Natl Governors Assoc
93.224	I	N	43,774	Consolidated Health Centers (Community Health Centers, Migrant Health Centers, Health Care for the Homeless, Public Housing Primary Care, and School Based Health Centers)	A120057001	Greene Co Health
93.224	I	N	34,794	Consolidated Health Centers (Community Health Centers, Migrant Health Centers, Health Care for the Homeless, Public Housing Primary Care, and School Based Health Centers)	A120070001	Greene Co Health
93.224	I	N	15,966	Consolidated Health Centers (Community Health Centers, Migrant Health Centers, Health Care for the Homeless, Public Housing Primary Care, and School Based Health Centers)	A130074001	Greene Co Health
93.224	I	N	2,330	Consolidated Health Centers (Community Health Centers, Migrant Health Centers, Health Care for the Homeless, Public Housing Primary Care, and School Based Health Centers)	A140129001	Greene Co Health
			2,168,426	Total — Health Center Cluster — U. S. Department of Health and Human Services		
			2,168,426	Total — Health Center		
<b><u>Highway Planning and Construction—Cluster:</u></b>						
<b><u>U. S. Department of Transportation</u></b>						
20.205	D	N	1,269,272,846	Highway Planning and Construction		
20.205	D	Y	4,552,898	ARRA - Highway Planning and Construction		
20.205	I	N	97,895	Highway Planning and Construction	2010-2071	City of Durham
20.205	I	N	99,264	Highway Planning and Construction	2010-2076/PO#25864	City of Raleigh
20.205	I	N	261	Highway Planning and Construction	553206 HUEGY., J.	City of Durham
20.205	I	N	261	Highway Planning and Construction	PO #15179	City of Raleigh
20.219	D	N	878,247	Recreational Trails Program		
			1,274,901,672	Total — Highway Planning and Construction Cluster — U. S. Department of Transportation		
<b><u>U. S. Appalachian Regional Commission</u></b>						
23.003	D	N	6,810,573	Appalachian Development Highway System		
			6,810,573	Total — Highway Planning and Construction Cluster — U. S. Appalachian Regional Commission		
			1,281,712,245	Total — Highway Planning and Construction		

**SCHEDULE OF EXPENDITURES OF FEDERAL AWARDS (DETAIL)**

For the Fiscal Year Ended June 30, 2014

<b>Federal CFDA Number</b>	<b>Direct/ Indirect</b>	<b>ARRA</b>	<b>Program Expenditures</b>	<b>CFDA Program Title</b>	<b>Pass-Through Number</b>	<b>Pass-Through Entity Name</b>
<b><i>Housing Voucher—Cluster:</i></b>						
<b><u>U. S. Department of Housing and Urban Development</u></b>						
14.871	D	N	4,066,597	Section 8 Housing Choice Vouchers		
			4,066,597	Total — Housing Voucher Cluster — U. S. Department of Housing and Urban Development		
			4,066,597	Total — Housing Voucher		
<b><i>Highway Safety—Cluster:</i></b>						
<b><u>U. S. Department of Transportation</u></b>						
20.600	D	N	5,898,974	State and Community Highway Safety		
20.601	D	N	2,831,741	Alcohol Impaired Driving Countermeasures Incentive Grants I		
20.602	D	N	1,106,411	Occupant Protection Incentive Grants		
20.609	D	N	731,036	Safety Belt Performance Grants		
20.610	D	N	412,122	State Traffic Safety Information System Improvement Grants		
20.612	D	N	239,208	Incentive Grant Program to Increase Motorcyclist Safety		
20.613	D	N	292,896	Child Safety and Child Booster Seats Incentive Grants		
			11,512,388	Total — Highway Safety Cluster — U. S. Department of Transportation		
			11,512,388	Total — Highway Safety		
<b><i>JAG Program—Cluster:</i></b>						
<b><u>U. S. Department of Justice</u></b>						
16.738	D	N	5,025,355	Edward Byrne Memorial Justice Assistance Grant Program		
16.738	I	N	47,124	Edward Byrne Memorial Justice Assistance Grant Program	2010-DJ-BX-0281	City of Durham
16.738	I	N	15,555	Edward Byrne Memorial Justice Assistance Grant Program	3-12165-41	Governor's Crime Commission
16.803	D	Y	214,080	ARRA - Recovery Act - Edward Byrne Memorial Justice Assistance Grant (JAG) Program/ Grants to States and Territories		
			5,302,114	Total — JAG Program Cluster — U. S. Department of Justice		
			5,302,114	Total —JAG Program		
<b><i>Medicaid—Cluster:</i></b>						
<b><u>U. S. Department of Health and Human Services</u></b>						
93.775	D	N	4,008,191	State Medicaid Fraud Control Units		
93.777	D	N	5,704,178	State Survey and Certification of Health Care Providers and Suppliers (Title XVIII) Medicare		
93.778	D	N	8,618,144,404	Medical Assistance Program		
			8,627,856,773	Total — Medicaid Cluster — U. S. Department of Health and Human Services		
			8,627,856,773	Total —Medicaid		
<b><i>Economic Development—Cluster:</i></b>						
<b><u>U. S. Department of Commerce</u></b>						
11.300	D	N	1,465,731	Investments for Public Works and Economic Development Facilities		
11.307	D	N	44,069	Economic Adjustment Assistance		
11.307	I	N	5,016	Economic Adjustment Assistance	04-79-06686	NC Rural Econ Dev Ct
			1,514,816	Total — Economic Development Cluster — U. S. Department of Commerce		
			1,514,816	Total —Economic Development		

**SCHEDULE OF EXPENDITURES OF FEDERAL AWARDS (DETAIL)**

For the Fiscal Year Ended June 30, 2014

<b>Federal CFDA Number</b>	<b>Direct/ Indirect</b>	<b>ARRA</b>	<b>Program Expenditures</b>	<b>CFDA Program Title</b>	<b>Pass-Through Number</b>	<b>Pass-Through Entity Name</b>
<b><i>Research and Development—Cluster:</i></b>						
<b><u>U. S. Department of Agriculture</u></b>						
10	D	N	1,886,877	U. S. Department of Agriculture		
10	I	N	23,064	U. S. Department of Agriculture	#13-052	Land-Of-Sky Regional Council
10	I	N	24,468	U. S. Department of Agriculture	1201-005	Nat'l Wildlife Fed.
10	I	N	402	U. S. Department of Agriculture	163RFP#2010-001	U.S. Endow For Forest & Comm.
10	I	N	8,693	U. S. Department of Agriculture	2013-1717	National Honey Board
10	I	N	25,156	U. S. Department of Agriculture	5150-BATTS	Rutgers Univ
10	I	N	84,664	U. S. Department of Agriculture	68393-02	Battelle Energy Alliance, LLC
10	I	N	-668	U. S. Department of Agriculture	CANFVSU-08-016	Fort Valley State Univ
10	I	N	-27,486	U. S. Department of Agriculture	E-Mail Dated 12/3/08	Farm Pilot Project Coordination, Inc
10	I	N	15,968	U. S. Department of Agriculture	N/A	Ch-Carrboro Sch Sys
10.001	D	N	1,680,923	Agricultural Research-Basic and Applied Research		
10.001	I	N	152,359	Agricultural Research-Basic and Applied Research	2011-0669	Biotechnology Res. & Dev. Corp
10.025	D	N	4,025,745	Plant and Animal Disease, Pest Control, and Animal Care		
10.025	I	N	42,666	Plant and Animal Disease, Pest Control, and Animal Care	2012-NC01-BB-IVORS	Rutgers Univ
10.025	I	N	33,001	Plant and Animal Disease, Pest Control, and Animal Care	422368-19071	Virginia Polytechnic Inst
10.025	I	N	31,911	Plant and Animal Disease, Pest Control, and Animal Care	5138-BBYR2	Rutgers Univ
10.025	I	N	58,159	Plant and Animal Disease, Pest Control, and Animal Care	RC102841A	Michigan State Univ
10.170	I	N	-2	Specialty Crop Block Grant Program-Farm Bill	2011-1883	NC Sweet Potato Comm
10.170	I	N	9,668	Specialty Crop Block Grant Program-Farm Bill	G20100016813MKT	NC Potato Assoc.
10.200	D	N	467,681	Grants for Agricultural Research, Special Research Grants		
10.200	I	N	439	Grants for Agricultural Research, Special Research Grants	12-EPP-373017-NCSU	Auburn Univ
10.200	I	N	2,462	Grants for Agricultural Research, Special Research Grants	1300214027	Univ of Florida
10.200	I	N	17,342	Grants for Agricultural Research, Special Research Grants	1400281309	Univ of Florida
10.200	I	N	15,991	Grants for Agricultural Research, Special Research Grants	1400281497	Univ of Florida
10.200	I	N	11,245	Grants for Agricultural Research, Special Research Grants	1400281501	Univ of Florida
10.200	I	N	16,882	Grants for Agricultural Research, Special Research Grants	1400281502	Univ of Florida
10.200	I	N	22,535	Grants for Agricultural Research, Special Research Grants	PO 1300213220	Univ of Florida
10.200	I	N	1,397	Grants for Agricultural Research, Special Research Grants	PO# 1000184269	Univ of Florida
10.200	I	N	2,354	Grants for Agricultural Research, Special Research Grants	PO# 1300213395	Univ of Florida
10.200	I	N	515	Grants for Agricultural Research, Special Research Grants	RF330-451/4893136	Univ of Georgia
10.200	I	N	41,530	Grants for Agricultural Research, Special Research Grants	RF330-483/4353708	Univ of Georgia
10.200	I	N	11,472	Grants for Agricultural Research, Special Research Grants	UM-S856	Univ of Maine
10.200	I	N	3,655	Grants for Agricultural Research, Special Research Grants	UM-S950	Univ of Maine
10.200	I	N	8,976	Grants for Agricultural Research, Special Research Grants	UMS-900	Univ of Maine
10.202	D	N	1,034,223	Cooperative Forestry Research		
10.203	D	N	8,010,099	Payments to Agricultural Experiment Stations Under the Hatch Act		
10.205	D	N	1,912,493	Payments to 1890 Land-Grant Colleges and Tuskegee University		
10.206	D	N	2,258,798	Grants for Agricultural Research-Competitive Research Grants		
10.207	D	N	64,331	Animal Health and Disease Research		
10.210	D	N	130,816	Higher Education - Graduate Fellowships Grant Program		
10.212	I	N	35,512	Small Business Innovation Research	N/A	Innovative Educ Reso
10.215	I	N	30,727	Sustainable Agriculture Research and Education	RD309-105/4690188	Univ of Georgia
10.215	I	N	174	Sustainable Agriculture Research and Education	RD309-105/4786556	Univ of Georgia
10.215	I	N	172	Sustainable Agriculture Research and Education	RD309-105/4786686	Univ of Georgia
10.215	I	N	56,097	Sustainable Agriculture Research and Education	RD309-109/4786256	Univ of Georgia
10.215	I	N	2,275	Sustainable Agriculture Research and Education	RD309-109/4892096	Univ of Georgia
10.215	I	N	5,168	Sustainable Agriculture Research and Education	RD309-109/4892146	Univ of Georgia
10.215	I	N	7,113	Sustainable Agriculture Research and Education	RD309-117/4940216	Univ of Georgia Res Fdn
10.215	I	N	6,024	Sustainable Agriculture Research and Education	RD309-117/4940336	Univ of Georgia

**SCHEDULE OF EXPENDITURES OF FEDERAL AWARDS (DETAIL)**

For the Fiscal Year Ended June 30, 2014

<b>Federal CFDA Number</b>	<b>Direct/ Indirect</b>	<b>ARRA</b>	<b>Program Expenditures</b>	<b>CFDA Program Title</b>	<b>Pass-Through Number</b>	<b>Pass-Through Entity Name</b>
10.215	I	N	68,061	Sustainable Agriculture Research and Education	RD309-122/4940076	Univ of Georgia
10.215	I	N	65,027	Sustainable Agriculture Research and Education	RD309-122/4940246	Univ of Georgia
10.215	I	N	4,967	Sustainable Agriculture Research and Education	RD309-125/4940916	Univ of Georgia
10.216	D	N	1,028,959	1890 Institution Capacity Building Grants		
10.216	I	N	13,429	1890 Institution Capacity Building Grants	2010-20571-NCA&T	Univ of Maryland Eastern Shore
10.216	I	N	4,604	1890 Institution Capacity Building Grants	Subaward#:CANFVSU-13-011	Fort Valley State Univ
10.217	D	N	90,391	Higher Education - Institution Challenge Grants Program		
10.219	D	N	302,180	Biotechnology Risk Assessment Research		
10.250	D	N	145,682	Agricultural and Rural Economic Research, Cooperative Agreements and Collaborations		
10.253	I	N	755	Food Assistance and Nutrition Research Programs (FANRP)	62140-9609	Cornell Univ
10.303	D	N	1,345,528	Integrated Programs		
10.303	I	N	93,715	Integrated Programs	1300213234	Univ of Florida
10.303	I	N	107,345	Integrated Programs	347K060	Univ of Wisconsin
10.303	I	N	80,057	Integrated Programs	60025287 PO: RF01254093	Ohio State Univ
10.303	I	N	1,439	Integrated Programs	61-4299B	Michigan State Univ
10.303	I	N	18,158	Integrated Programs	RF330-411/3843858	Univ of Georgia
10.305	D	N	49,863	International Science and Education Grants		
10.306	I	N	3,231	Biodiesel	416-40-39B	Iowa State Univ
10.307	D	N	360,331	Organic Agriculture Research and Extension Initiative		
10.307	I	N	29,529	Organic Agriculture Research and Extension Initiative	4821	Rutgers Univ
10.307	I	N	42,111	Organic Agriculture Research and Extension Initiative	67385-9950	Cornell Univ
10.307	I	N	12,103	Organic Agriculture Research and Extension Initiative	67835-9950	Cornell Univ
10.307	I	N	81,248	Organic Agriculture Research and Extension Initiative	8500028703	Univ of Tennessee
10.307	I	N	36,381	Organic Agriculture Research and Extension Initiative	C0421A-A	Oregon State Univ
10.309	D	N	1,141,125	Specialty Crop Research Initiative		
10.309	I	N	68,508	Specialty Crop Research Initiative	350K836	Univ of Wisconsin
10.309	I	N	199,359	Specialty Crop Research Initiative	422179-19071	Virginia Polytechnic Inst
10.309	I	N	31,890	Specialty Crop Research Initiative	43897	Louisiana State Univ
10.309	I	N	97,000	Specialty Crop Research Initiative	61314-9364	Cornell Univ
10.309	I	N	381,616	Specialty Crop Research Initiative	G-1414-1	Colorado State Univ
10.309	I	N	6,020	Specialty Crop Research Initiative	PO:6605009 Agri Econ & Busi	Univ of Arkansas
10.309	I	N	6,660	Specialty Crop Research Initiative	RC299-380/3503828	Univ of Georgia
10.309	I	N	29,048	Specialty Crop Research Initiative	S110021 2011-51181-21064	Texas A&M Univ
10.309	I	N	90,786	Specialty Crop Research Initiative	UF10226	Univ of Florida
10.310	D	N	7,436,081	Agriculture and Food Research Initiative (AFRI)		
10.310	I	N	24,890	Agriculture and Food Research Initiative (AFRI)	115334 G002890	Washington State Univ
10.310	I	N	7,016	Agriculture and Food Research Initiative (AFRI)	13-USDA-1015	Duke Univ
10.310	I	N	846	Agriculture and Food Research Initiative (AFRI)	2000041386-AG	Purdue Univ
10.310	I	N	45,445	Agriculture and Food Research Initiative (AFRI)	201223090-03	Univ of Cal-Davis
10.310	I	N	16,144	Agriculture and Food Research Initiative (AFRI)	238371A	Univ of Oregon
10.310	I	N	3,697	Agriculture and Food Research Initiative (AFRI)	25-6238-0581-002	Univ of Nebraska-Lincoln
10.310	I	N	134,431	Agriculture and Food Research Initiative (AFRI)	25574 2011-67003-30228	Univ of Delaware
10.310	I	N	79,643	Agriculture and Food Research Initiative (AFRI)	416-40-90B / PO#139528223	Iowa State Univ
10.310	I	N	63,253	Agriculture and Food Research Initiative (AFRI)	422192-19071	Virginia Polytechnic Inst
10.310	I	N	15,870	Agriculture and Food Research Initiative (AFRI)	422370-19071	Virginia Polytechnic Inst
10.310	I	N	6,287	Agriculture and Food Research Initiative (AFRI)	562981/PO#3175200	Univ of Pennsylvania
10.310	I	N	2,913	Agriculture and Food Research Initiative (AFRI)	718253-712683	Virginia Institute of Marine
10.310	I	N	61,223	Agriculture and Food Research Initiative (AFRI)	8000033673-AG	Purdue Univ
10.310	I	N	199,956	Agriculture and Food Research Initiative (AFRI)	8000053331-AG	Purdue Univ
10.310	I	N	34,249	Agriculture and Food Research Initiative (AFRI)	85000024594	Univ of Tennessee-Knoxville

**SCHEDULE OF EXPENDITURES OF FEDERAL AWARDS (DETAIL)**

For the Fiscal Year Ended June 30, 2014

<b>Federal CFDA Number</b>	<b>Direct/ Indirect</b>	<b>ARRA</b>	<b>Program Expenditures</b>	<b>CFDA Program Title</b>	<b>Pass-Through Number</b>	<b>Pass-Through Entity Name</b>
10.310	I	N	665,535	Agriculture and Food Research Initiative (AFRI)	8500022696	Univ of Tennessee
10.310	I	N	52,727	Agriculture and Food Research Initiative (AFRI)	PROJ #3266 PO #T058583	Emory Univ
10.310	I	N	150,666	Agriculture and Food Research Initiative (AFRI)	S-000472	Univ of Cal-Riverside
10.310	I	N	1,198	Agriculture and Food Research Initiative (AFRI)	S14148	Kansas State Univ
10.310	I	N	7,251	Agriculture and Food Research Initiative (AFRI)	UM-S943	Univ of Maine
10.312	I	N	353,867	Biomass Research and Development Initiative Competitive Grants Program (BRDI)	3048109826-058	Univ of Kentucky Res. Found.
10.312	I	N	368,954	Biomass Research and Development Initiative Competitive Grants Program (BRDI)	UFSSVSVC201274	Domtar Paper Company, LLC
10.312	I	N	199,131	Biomass Research and Development Initiative Competitive Grants Program (BRDI)	UFSSVSVC201280	Domtar Paper Company, LLC
10.313	I	N	31,685	Veterinary Medicine Loan Repayment Program	Subaward Agmt 62524.9499	Cornell Univ
10.319	I	N	5,307	Farm Business Management and Benchmarking Competitive Grants Program	RE670-421/4943126	Univ of Georgia
10.320	I	N	64,067	Sun Grant Program	8500032072	Univ of Tennessee
10.320	I	N	24,991	Sun Grant Program	S13001	Kansas State Univ
10.443	D	N	98,819	Outreach and Assistance for Socially Disadvantaged Farmers and Ranchers		
10.459	D	N	10,267	Commodity Partnerships for Small Agricultural Risk Management Education Sessions		
10.500	D	N	574,900	Cooperative Extension Service		
10.500	I	N	11,507	Cooperative Extension Service	21663-17 PO#P0040669	Univ of Arkansas
10.500	I	N	-6,586	Cooperative Extension Service	24060	Univ of Arizona
10.500	I	N	6,667	Cooperative Extension Service	A004160403	Univ of Minnesota
10.500	I	N	200,047	Cooperative Extension Service	RE580-377/49405	Univ of Georgia
10.500	I	N	3,480	Cooperative Extension Service	RE675-161/4786336	Univ of Georgia
10.500	I	N	131	Cooperative Extension Service	RR580-375/47855	Univ of Georgia
10.652	D	N	545,914	Forestry Research		
10.680	D	N	157,550	Forest Health Protection		
10.680	I	N	2,825	Forest Health Protection	CAES-VL-2011-02	Connecticut Agr'l Exp Station
10.902	D	N	20,155	Soil and Water Conservation		
10.903	D	N	40,411	Soil Survey		
10.905	D	N	3,215	Plant Materials for Conservation		
10.912	D	N	185,633	Environmental Quality Incentives Program		
10.961	D	N	36,320	Scientific Cooperation and Research		
			40,239,750	Total — Research and Development — U. S. Department of Agriculture		

**U. S. Department of Commerce**

11	D	N	290,420	U. S. Department of Commerce		
11	I	N	38,635	U. S. Department of Commerce	CCU NO. 2012.02/SA12-CCU0	Coastal Carolina Univ
11	I	N	-64	U. S. Department of Commerce	IOOS.11(033)UNC	SECOORA-SE Coasta
11	I	N	21,066	U. S. Department of Commerce	PO 4600232822	SC DNR
11	I	N	86,894	U. S. Department of Commerce	UTA13-000443	Univ of Texas-Austin
11.012	I	N	-61	Integrated Ocean Observing System (IOOS)	2011-001	SURA(SE Univ Rsch)
11.012	I	N	10,471	Integrated Ocean Observing System (IOOS)	2013-001	SURA(SE Univ Rsch)
11.012	I	N	46,919	Integrated Ocean Observing System (IOOS)	IOO.11(033)NCSU.RH.MOD.3	Secoora
11.012	I	N	16,851	Integrated Ocean Observing System (IOOS)	IOOS.11(033)NCSU.LX.MOD.2	Secoora
11.012	I	N	19,732	Integrated Ocean Observing System (IOOS)	IOOS.11(033)NCSU.LX.MOD.3	Secoora
11.012	I	N	118,854	Integrated Ocean Observing System (IOOS)	IOOS.11(033)NCSU.RH.MOD.2	Secoora
11.012	I	N	110,379	Integrated Ocean Observing System (IOOS)	IOOS.11(033)UNC	SECOORA-SE Coasta
11.012	I	N	77,527	Integrated Ocean Observing System (IOOS)	IOOS.11(033)UNCW.LL.OBS.3	Secoora
11.012	I	N	310,581	Integrated Ocean Observing System (IOOS)	IOOS.11(33)UNCW.LL.OBS.2	Secoora
11.303	D	N	425,796	Economic Development-Technical Assistance		
11.407	D	N	35,501	Interjurisdictional Fisheries Act of 1986		
11.417	D	N	628	Sea Grant Support		
11.417	I	N	17,891	Sea Grant Support	37573299	Univ of So. Calif. Sea Grant

**SCHEDULE OF EXPENDITURES OF FEDERAL AWARDS (DETAIL)**

For the Fiscal Year Ended June 30, 2014

<b>Federal CFDA Number</b>	<b>Direct/ Indirect</b>	<b>ARRA</b>	<b>Program Expenditures</b>	<b>CFDA Program Title</b>	<b>Pass-Through Number</b>	<b>Pass-Through Entity Name</b>
11.417	I	N	1,131	Sea Grant Support	RO1607	Florida State Univ
11.419	D	N	2,469,573	Coastal Zone Management Administration Awards		
11.419	I	N	16,835	Coastal Zone Management Administration Awards	5088 / PO #S1911101	Rutgers Univ
11.420	D	N	709,812	Coastal Zone Management Estuarine Research Reserves		
11.427	D	N	16,728	Fisheries Development and Utilization Research and Development Grants and Cooperative Agreements Program		
11.431	D	N	105,819	Climate and Atmospheric Research		
11.431	I	N	43,689	Climate and Atmospheric Research	12-2017 13540-FA93	Univ of South Carolina
11.431	I	N	1,697	Climate and Atmospheric Research	13-2322	Univ of South Carolina
11.431	I	N	7,404	Climate and Atmospheric Research	41653/13540-FA9	Univ of South Carolina
11.431	I	N	33,171	Climate and Atmospheric Research	52157/ 13-2321	Univ of South Carolina
11.431	I	N	190,991	Climate and Atmospheric Research	UF-EIES-1100031-NCS	Univ of Florida
11.432	I	N	3,926	National Oceanic and Atmospheric Administration (NOAA) Cooperative Institutes	URH35 (2.3)	Florida Atlantic Univ
11.432	I	N	215,695	National Oceanic and Atmospheric Administration (NOAA) Cooperative Institutes	URH35-040130	Florida Atlantic Univ
11.432	I	N	11,680	National Oceanic and Atmospheric Administration (NOAA) Cooperative Institutes	Z763601	Univ of Maryland
11.433	I	N	-176	Marine Fisheries Initiative	2299KH-UNC-01	Daupin Island Sea La
11.434	D	N	136,465	Cooperative Fishery Statistics		
11.439	D	N	77,967	Marine Mammal Data Program		
11.440	I	N	139,523	Environmental Sciences, Applications, Data, and Education	2009-1380-01	Univ of Maryland
11.440	I	N	74,459	Environmental Sciences, Applications, Data, and Education	2009-1380-02	Univ of Maryland
11.440	I	N	7,053,572	Environmental Sciences, Applications, Data, and Education	Z763701	Univ of Maryland
11.459	D	N	176,229	Weather and Air Quality Research		
11.463	D	N	13,849	Habitat Conservation		
11.463	I	N	2,586	Habitat Conservation	05122014.3888.01	Nature Conservancy
11.463	I	N	29,531	Habitat Conservation	10012013.3888.0	Nature Conservancy
11.467	I	N	15,374	Meteorologic and Hydrologic Modernization Development	NA10NWS4670015	East Tennessee State Univ
11.467	I	N	4,334	Meteorologic and Hydrologic Modernization Development	Z11-91838	Univ Corp Atmos Res
11.472	I	N	10,256	Unallied Science Program	sub NA10NMF4720402	Ptnrshp for Mid Atlantic Fisheries Science
11.474	D	N	358,133	Atlantic Coastal Fisheries Cooperative Management Act		
11.478	I	N	15,377	Center for Sponsored Coastal Ocean Research-Coastal Ocean Program	A100517 / 24024502	Woods Hole Oceanographic Inst.
11.478	I	N	65,784	Center for Sponsored Coastal Ocean Research-Coastal Ocean Program	A100897	Woods Hole Oceanographic Inst.
11.481	D	N	-8,792	Educational Partnership Program		
11.609	D	N	6,385	Measurement and Engineering Research and Standards		
11.609	I	N	3,979	Measurement and Engineering Research and Standards	140100153	Concurrent Technologies
11.611	D	N	233,000	Manufacturing Extension Partnership		
11.618	D	Y	1,674,728	ARRA - National Institute of Standards and Technology Construction Grant Program		
			<b>15,538,734</b>	<b>Total — Research and Development — U. S. Department of Commerce</b>		

**U. S. Department of Defense**

12	D	N	7,830,291	U. S. Department of Defense		
12	I	N	13,486	U. S. Department of Defense	10-S590-0004-02-C15	Universal Technology Corporation
12	I	N	18,488	U. S. Department of Defense	10240.01	Soar Technology, Inc.
12	I	N	230,438	U. S. Department of Defense	11-S590-0004-02-C18	Universal Technology Corporation
12	I	N	42,594	U. S. Department of Defense	111000088	Concurrent Technologies
12	I	N	-1,926	U. S. Department of Defense	1176733	Sandia National Labs
12	I	N	19,464	U. S. Department of Defense	12-S7116-001	Universal Technology Corporation
12	I	N	1,700	U. S. Department of Defense	12084021/980402	MD Anderson Canc Ctr
12	I	N	144,787	U. S. Department of Defense	121219CAAW	Atherton Quantum Insight, LLC
12	I	N	61,016	U. S. Department of Defense	13-001/W911NF-12-2-0064	Cree, Inc.
12	I	N	21,092	U. S. Department of Defense	13-002	Cree, Inc.

**SCHEDULE OF EXPENDITURES OF FEDERAL AWARDS (DETAIL)**

For the Fiscal Year Ended June 30, 2014

<b>Federal CFDA Number</b>	<b>Direct/ Indirect</b>	<b>ARRA</b>	<b>Program Expenditures</b>	<b>CFDA Program Title</b>	<b>Pass-Through Number</b>	<b>Pass-Through Entity Name</b>
12	I	N	10,040	U. S. Department of Defense	13-06-NCSU	CU Aerospace
12	I	N	73,540	U. S. Department of Defense	14-01	Applied Mathematics, Inc.
12	I	N	4,500	U. S. Department of Defense	14-ARO-1099	Duke Univ
12	I	N	67,526	U. S. Department of Defense	14-S590-0004-02-C25	Universal Technology Corporation
12	I	N	48	U. S. Department of Defense	166125	Duke Univ Med Ctr
12	I	N	121,669	U. S. Department of Defense	17118	Advanced Cooling Technologies
12	I	N	172,347	U. S. Department of Defense	2-340-0213337/8	RTI Rsch Triangle In
12	I	N	88,996	U. S. Department of Defense	20-88172	Benedict College
12	I	N	27,634	U. S. Department of Defense	2001-NCS1309	SA Photonics
12	I	N	646	U. S. Department of Defense	2012-0008	Kyma Technologies, Inc.
12	I	N	63,802	U. S. Department of Defense	2012-2080	NJ Microsystems, Inc.
12	I	N	1,547	U. S. Department of Defense	2012-2194	NLA Diagnostics, LLC
12	I	N	52,445	U. S. Department of Defense	2013-2335	Computational Sciences, LLC
12	I	N	47,949	U. S. Department of Defense	2013-2338	Agnitron Technology, Inc.
12	I	N	34,034	U. S. Department of Defense	2013-2643	NLA Diagnostics, LLC
12	I	N	30,031	U. S. Department of Defense	2014-0309	Performance Polymer Solutions
12	I	N	33,709	U. S. Department of Defense	2014-0517	Tai-Yang Research Co.
12	I	N	99,766	U. S. Department of Defense	206-000062	SRI International
12	I	N	-3,200	U. S. Department of Defense	25-0521-156-003	Univ of Nebraska
12	I	N	25,851	U. S. Department of Defense	3061-DPA-1T/NC State	Luna Innovations, Inc.
12	I	N	70,240	U. S. Department of Defense	313-0111	Duke Univ Med Ctr
12	I	N	9,045	U. S. Department of Defense	316091	Univ of Maryland
12	I	N	76,023	U. S. Department of Defense	7000235297	MA Insti Technology
12	I	N	73,060	U. S. Department of Defense	7500-2	Hi-Z Technology Inc.
12	I	N	123,532	U. S. Department of Defense	888-11-16-04/1-	RTI Rsch Triangle In
12	I	N	629,964	U. S. Department of Defense	888-11-16-04/5-	RTI Rsch Triangle In
12	I	N	23,677	U. S. Department of Defense	940295	MD Anderson Canc Ctr
12	I	N	3,269	U. S. Department of Defense	9920120010	Rand Corporation, Inc
12	I	N	22,052	U. S. Department of Defense	A100953	Woods Hole Oceanographic Inst.
12	I	N	36,860	U. S. Department of Defense	ATO-06	Banyan Systems Inc
12	I	N	8,648	U. S. Department of Defense	CW197748 PO# DP1520192	E. I. Dupont
12	I	N	27,579	U. S. Department of Defense	Check #0178400	Voorhees College
12	I	N	11,155	U. S. Department of Defense	Departmental Approval In Process	Scientific Research Corporation (SRC)
12	I	N	7,154	U. S. Department of Defense	FA4600-12-D-900	Natl Strategic Rsch
12	I	N	80,224	U. S. Department of Defense	FA8750-13-C-0167	Securborator, Inc.
12	I	N	114,180	U. S. Department of Defense	N/A	Impulsonic Inc
12	I	N	105,303	U. S. Department of Defense	N00014-10-C-033	Entegron Inc
12	I	N	76,959	U. S. Department of Defense	NCAT 12-S-567-018-02-C2	Clarkson Aerospace
12	I	N	9,788	U. S. Department of Defense	NCAT 13-S7700-01-C2	Clarkson Aerospace
12	I	N	28,235	U. S. Department of Defense	NOOO 14-13-P-1158-NCAT	Mercury Data Systems, Inc.
12	I	N	17,600	U. S. Department of Defense	P000015327	Serco-N America
12	I	N	93,807	U. S. Department of Defense	PO NO.: 4400324500	Raytheon
12	I	N	39,158	U. S. Department of Defense	PORD212018	Fulcrum IT Services, LLC
12	I	N	103,063	U. S. Department of Defense	RES508103	Case W. Reserve Univ
12	I	N	29,695	U. S. Department of Defense	S-000066.00011.	Applied Research Association
12	I	N	29,396	U. S. Department of Defense	S-001460.00000.	Applied Research Association
12	I	N	300,112	U. S. Department of Defense	S-001460.00001.	Applied Research Association
12	I	N	82,640	U. S. Department of Defense	S911580	Emory Univ
12	I	N	410	U. S. Department of Defense	SA00007008	Univ Of Cal-Berkeley
12	I	N	63,889	U. S. Department of Defense	SC-NCSU-3207	Performance Polymer Solutions
12	I	N	234,180	U. S. Department of Defense	SP3877	TNO Innovation For Life

**SCHEDULE OF EXPENDITURES OF FEDERAL AWARDS (DETAIL)**

For the Fiscal Year Ended June 30, 2014

<b>Federal CFDA Number</b>	<b>Direct/ Indirect</b>	<b>ARRA</b>	<b>Program Expenditures</b>	<b>CFDA Program Title</b>	<b>Pass-Through Number</b>	<b>Pass-Through Entity Name</b>
12	I	N	72,113	U. S. Department of Defense	SR20132300	Scientific Research Corporation (SRC)
12	I	N	46,722	U. S. Department of Defense	TUL-571-08/09	Tulane Univ
12	I	N	113	U. S. Department of Defense	W81XWH-08-1-076	American Burn Association
12	I	N	163,210	U. S. Department of Defense	W912HQ-11-C-0058	Strategic Envir Rsch & Dev Pgm
12	I	N	3,306	U. S. Department of Defense	XWH0810683	American Burn Association
12.114	I	N	496	Collaborative Research and Development	2000457356	Johns Hopkins Univ
12.300	D	N	4,248,028	Basic and Applied Scientific Research		
12.300	I	N	86	Basic and Applied Scientific Research	07-S130735	Texas A&M Univ
12.300	I	N	1,265	Basic and Applied Scientific Research	421-20-30	Iowa State Univ
12.300	I	N	40	Basic and Applied Scientific Research	4478-UNC-ONR-05	Penn State Univ
12.300	I	N	10,204	Basic and Applied Scientific Research	549001	Texas A&M Univ
12.300	I	N	-898	Basic and Applied Scientific Research	570723	Texas A&M Univ
12.300	I	N	179,628	Basic and Applied Scientific Research	705017	Univ of Wash-Seattle
12.300	I	N	108,685	Basic and Applied Scientific Research	A100752	Woods Hole Ocea Inst
12.300	I	N	13,227	Basic and Applied Scientific Research	AE-5-51182	Oklahoma State Univ
12.300	I	N	26,580	Basic and Applied Scientific Research	KK8154	Univ of Cal-Santa Barbara
12.351	D	N	1,413,578	Basic Scientific Research-Combating Weapons of Mass Destruction		
12.360	D	N	183,567	Research on Chemical and Biological Defense		
12.420	D	N	3,105,598	Military Medical Research and Development		
12.420	I	N	97,197	Military Medical Research and Development	2408	Henry M Jackson Fdn
12.420	I	N	91,308	Military Medical Research and Development	313-0474	Duke Univ
12.420	I	N	110,484	Military Medical Research and Development	3139703	Duke Univ
12.420	I	N	3,686	Military Medical Research and Development	35-2005-2016-00	Univ of NE Med Ctr
12.420	I	N	73,369	Military Medical Research and Development	557297	Univ of Pennsylvania
12.420	I	N	1,496	Military Medical Research and Development	6648SC	Univ Calif San Frans
12.420	I	N	29,801	Military Medical Research and Development	806117	Henry M Jackson Fdn
12.420	I	N	111,903	Military Medical Research and Development	N/A	Allina Health Syste
12.420	I	N	9,040	Military Medical Research and Development	PO#41749/ 12-20	Univ of South Carolina
12.420	I	N	14,323	Military Medical Research and Development	S-1278-01	Geneva Foundation
12.431	D	N	10,676,488	Basic Scientific Research		
12.431	I	N	177,654	Basic Scientific Research	4020-NCSU-USA-0525	Pennsylvania State Univ
12.431	I	N	17,889	Basic Scientific Research	4104-39127	Purdue Univ
12.431	I	N	119,303	Basic Scientific Research	515120	Columbia Univ
12.431	I	N	94,941	Basic Scientific Research	5710003334	Mass. Inst. Of Tech.
12.431	I	N	39,546	Basic Scientific Research	60154614-51142-	Stanford Univ
12.431	I	N	213,612	Basic Scientific Research	GC1641	Gridco Systems
12.431	I	N	16,963	Basic Scientific Research	SA1107012	Univ of Arkansas
12.431	I	N	56,868	Basic Scientific Research	Z845802	Univ of Maryland
12.556	I	N	27,416	Competitive Grants: Promoting K-12 Student Achievement at Military-Connected Schools	DODEA	Harnett County School
12.630	D	N	436,832	Basic, Applied, and Advanced Research in Science and Engineering		
12.630	I	N	69,617	Basic, Applied, and Advanced Research in Science and Engineering	4056-NCSU-BBN-0053 YR4	Pennsylvania State Univ
12.630	I	N	26,597	Basic, Applied, and Advanced Research in Science and Engineering	4056-NCSU-BBN-0053 YR5	Pennsylvania State Univ
12.630	I	N	217,605	Basic, Applied, and Advanced Research in Science and Engineering	W9132T-11-2-0007	Co-Op Ecosystem Studies Unit
12.800	D	N	1,590,758	Air Force Defense Research Sciences Program		
12.800	I	N	57,651	Air Force Defense Research Sciences Program	10008276-NCSU	Bowling Green State Univ
12.800	I	N	4,732	Air Force Defense Research Sciences Program	1590-NCSU	Scientific Systems Co. Inc.
12.800	I	N	13	Air Force Defense Research Sciences Program	2000933690	Johns Hopkins Univ
12.800	I	N	11,266	Air Force Defense Research Sciences Program	20140179	Nat'l Ctr For Defense Manufact
12.800	I	N	77,462	Air Force Defense Research Sciences Program	26473	Univ of Delaware
12.800	I	N	49,272	Air Force Defense Research Sciences Program	4104-34945	Purdue Univ



**SCHEDULE OF EXPENDITURES OF FEDERAL AWARDS (DETAIL)**

For the Fiscal Year Ended June 30, 2014

<b>Federal CFDA Number</b>	<b>Direct/ Indirect</b>	<b>ARRA</b>	<b>Program Expenditures</b>	<b>CFDA Program Title</b>	<b>Pass-Through Number</b>	<b>Pass-Through Entity Name</b>
12.800	I	N	123,912	Air Force Defense Research Sciences Program	41986	Univ of South Carolina
12.800	I	N	105,056	Air Force Defense Research Sciences Program	421-20-31B	Iowa State Univ
12.800	I	N	191,021	Air Force Defense Research Sciences Program	450169-19071	Virginia Polytechnic Inst
12.800	I	N	2,590	Air Force Defense Research Sciences Program	5011-NCSU-AFOSR-0067	Pennsylvania State Univ
12.800	I	N	4,300	Air Force Defense Research Sciences Program	800002123-01	Florida Int'l Univ
12.800	I	N	89,923	Air Force Defense Research Sciences Program	800002123-02	Florida Int'l Univ
12.800	I	N	66,037	Air Force Defense Research Sciences Program	GG11221-133958	Univ of Virginia
12.800	I	N	84,148	Air Force Defense Research Sciences Program	GG11604-141694	Univ of Virginia
12.800	I	N	118,508	Air Force Defense Research Sciences Program	RSC12035	Univ of Dayton
12.900	D	N	84,355	Language Grant Program		
12.901	D	N	111,146	Mathematical Sciences Grants Program		
12.910	D	N	4,170,073	Research and Technology Development		
12.910	I	N	151,312	Research and Technology Development	450124-19467	Virginia Polytechnic Inst
12.910	I	N	181,526	Research and Technology Development	489887	Univ of Toronto
12.910	I	N	1,807	Research and Technology Development	4912065920.0	IBM
12.910	I	N	39,349	Research and Technology Development	G2457-1	Colorado State Univ
			<u>41,490,910</u>	Total — Research and Development — U. S. Department of Defense		

**U. S. Department of Housing and Urban Development**

14	D	N	49,175	U. S. Department of Housing and Urban Development		
14	I	N	74	U. S. Department of Housing and Urban Development	2013-5-35 MBE	A.P. Sloan Found.
14	I	N	8,523	U. S. Department of Housing and Urban Development	30060	ABT Assoc Inc
14.516	D	N	8,037	Doctoral Dissertation Research Grants		
14.906	D	N	<u>270,374</u>	Healthy Homes Technical Studies Grants		
			<u>336,183</u>	Total — Research and Development — U. S. Department of Housing and Urban Development		

**U. S. Department of Interior**

15	D	N	998,485	U. S. Department of Interior		
15	I	N	24,814	U. S. Department of Interior	2012-05044-02	Univ of Illinois
15	I	N	24	U. S. Department of Interior	CJC2006-2012-SVS-2	Louis Berger Group, Inc.
15	I	N	20,846	U. S. Department of Interior	FP40339	Univ of Alaska
15	I	N	29,601	U. S. Department of Interior	P010144198	Leidos, Inc (Formerly SAIC)
15.232	D	N	273,469	Wildland Fire Research and Studies Program		
15.406	D	N	35,512	National Park Service Centennial Challenge.		
15.423	D	N	341,567	Bureau of Ocean Energy Management (BOEM) Environmental Studies Program (ESP)		
15.605	I	N	17,203	Sport Fish Restoration Program	2009-001483-B	Puerto Rico DENR
15.605	I	N	205,863	Sport Fish Restoration Program	2014-000065 A	Puerto Rico DENR
15.608	D	N	38,646	Fish and Wildlife Management Assistance		
15.611	I	N	64,595	Wildlife Restoration and Basic Hunter Education	2014-000005	Puerto Rico DENR
15.611	I	N	98,339	Wildlife Restoration and Basic Hunter Education	2014-000005-A	Puerto Rico DENR
15.611	I	N	132,455	Wildlife Restoration and Basic Hunter Education	2014-000111	Puerto Rico DENR
15.630	D	N	4,596	Coastal Program		
15.637	I	N	15,959	Migratory Bird Joint Ventures	080300.331304.01	Mississippi State Univ
15.637	I	N	22,160	Migratory Bird Joint Ventures	191000.33131.08	Mississippi State Univ
15.650	D	N	22,764	Research Grants (Generic)		
15.657	D	N	856	Endangered Species Conservation-Recovery Implementation Funds		
15.664	I	N	47,428	Fish and Wildlife Coordination and Assistance Programs	2011-11	Wildlife Mgmt Inst
15.668	I	N	172,464	Coastal Impact Assistance Program	AQRUNC	Houston Adv Res Ctr
15.669	D	N	43,072	Cooperative Landscape Conservation		

**SCHEDULE OF EXPENDITURES OF FEDERAL AWARDS (DETAIL)**

For the Fiscal Year Ended June 30, 2014

<b>Federal CFDA Number</b>	<b>Direct/ Indirect</b>	<b>ARRA</b>	<b>Program Expenditures</b>	<b>CFDA Program Title</b>	<b>Pass-Through Number</b>	<b>Pass-Through Entity Name</b>
15.805	D	N	11,607	Assistance to State Water Resources Research Institutes		
15.808	D	N	141,554	U. S. Geological Survey-Research and Data Collection		
15.810	D	N	8,550	National Cooperative Geologic Mapping Program		
15.812	D	N	1,598,085	Cooperative Research Units Program		
15.820	D	N	859,645	National Climate Change and Wildlife Science Center		
15.904	I	N	2,044	Historic Preservation Fund Grants-In-Aid	54105-A	Western Washington Univ
15.945	D	N	132,603	Cooperative Research and Training Programs-Resources of the National Park System		
15.945	I	N	12,472	Cooperative Research and Training Programs-Resources of the National Park System	Subaward 13-2214	Univ of South Carolina
15.954	D	N	19,912	National Park Service Conservation, Protection, Outreach, and Education		
15.979	D	N	9,981	Hurricane Sandy Program		
			<u>5,407,171</u>	Total — Research and Development — U. S. Department of Interior		
<b><u>U. S. Department of Justice</u></b>						
16	D	N	510,297	U. S. Department of Justice		
16	I	N	70,054	U. S. Department of Justice	13-DOJ-1022	Duke Univ
16.525	D	N	24,243	Grants to Reduce Domestic Violence, Dating Violence, Sexual Assault, and Stalking on Campus		
16.560	D	N	144,969	National Institute of Justice Research, Evaluation, and Development Project Grants		
16.560	I	N	27,351	National Institute of Justice Research, Evaluation, and Development Project Grants	4000121918	UT-Battelle LLC
			<u>776,914</u>	Total — Research and Development — U. S. Department of Justice		
<b><u>U. S. Department of State</u></b>						
19	I	N	656,045	U. S. Department of State	N/A	Alvarez & Associates
19.040	D	N	28,551	Public Diplomacy Programs		
19.415	D	N	212,828	Professional and Cultural Exchange Programs - Citizen Exchanges		
			<u>897,424</u>	Total — Research and Development — U. S. Department of State		
<b><u>U. S. Department of Transportation</u></b>						
20	D	N	2,066,671	U. S. Department of Transportation		
20	I	N	22,230	U. S. Department of Transportation	07-UNCCH-E1	Univ of Tennessee
20	I	N	1,902	U. S. Department of Transportation	106423-712000	Mississippi Archiv Hi
20	I	N	18,400	U. S. Department of Transportation	1201259 TO 0003	Transanalytics
20	I	N	7,996	U. S. Department of Transportation	13568	Kittelson & Associates, Inc.
20	I	N	184,425	U. S. Department of Transportation	1500-004-016-CS	CDM Smith
20	I	N	60,192	U. S. Department of Transportation	17264	Kittelson & Associates, Inc.
20	I	N	21,542	U. S. Department of Transportation	3521-NCSU-S	The Cadmus Group, Inc
20	I	N	389,378	U. S. Department of Transportation	38049-01	Vanasse Hangen Brust
20	I	N	52,186	U. S. Department of Transportation	38110-01	Vanasse Hangen Brust
20	I	N	837	U. S. Department of Transportation	4300271603	NC State Ports Authority
20	I	N	1,060	U. S. Department of Transportation	ACRP A02-58/ SU	Natl Acad of Science
20	I	N	4,649	U. S. Department of Transportation	CKB1059A-2012-SVS-1	Louis Berger Group, Inc.
20	I	N	8,598	U. S. Department of Transportation	CKB1059B-2012-SVS-2	Louis Berger Group, Inc
20	I	N	17,311	U. S. Department of Transportation	DTNH22-10-D-001	Transanalytics
20	I	N	69,737	U. S. Department of Transportation	HR 09-50	Natl Acad. of Sci.
20	I	N	160,464	U. S. Department of Transportation	HR 09-54	Natl Acad. of Sci.
20	I	N	89,382	U. S. Department of Transportation	HR 25-36	Natl Acad of Science
20	I	N	50,022	U. S. Department of Transportation	HR 3-62	Natl Acad of Science
20	I	N	110	U. S. Department of Transportation	HR-17-48	Natl Acad of Science
20	I	N	42,341	U. S. Department of Transportation	HR09-54/163513-1005/SUB0000261	Natl Acad. of Sci.

**SCHEDULE OF EXPENDITURES OF FEDERAL AWARDS (DETAIL)**

For the Fiscal Year Ended June 30, 2014

<b>Federal CFDA Number</b>	<b>Direct/ Indirect</b>	<b>ARRA</b>	<b>Program Expenditures</b>	<b>CFDA Program Title</b>	<b>Pass-Through Number</b>	<b>Pass-Through Entity Name</b>
20	I	N	143,784	U. S. Department of Transportation	HR1763 SUB00003	Natl Acad of Science
20	I	N	60,870	U. S. Department of Transportation	N/A	Dunlap Assoc
20	I	N	91,619	U. S. Department of Transportation	P010142080	SAIC
20	I	N	2,553	U. S. Department of Transportation	RF01354864	Ohio State Univ
20	I	N	27,380	U. S. Department of Transportation	S-001986-NCSU-00 14-00560	Applied Research Assoc.
20	I	N	104,728	U. S. Department of Transportation	SUB0000104/HR17	Natl Acad of Science
20	I	N	164,428	U. S. Department of Transportation	UF-EIES-1200008	Stride
20	I	N	16,823	U. S. Department of Transportation	UF-EIES-1200025-NCS / TO1	Univ of Florida
20	I	N	7,574	U. S. Department of Transportation	UF-EIES-1200025-NCS / TO9	Univ of Florida
20	I	N	41,431	U. S. Department of Transportation	UF-EIES-1200025-NCS /TO#3	Univ of Florida
20	I	N	62,573	U. S. Department of Transportation	UF-EIES-1200025-NCS /TO#5	Univ of Florida
20	I	N	6,265	U. S. Department of Transportation	UF-EIES-1200025-NCS /TO#6	Univ of Florida
20	I	N	9,506	U. S. Department of Transportation	UF-EIES-1200025-NCS /TO10	Univ of Florida
20	I	N	68,836	U. S. Department of Transportation	UF-EIES-1200025-NCS/TO#2	Univ of Florida
20	I	N	16,006	U. S. Department of Transportation	UF-EIES-1200025-NCS/TO#4	Univ of Florida
20	I	N	4,464	U. S. Department of Transportation	UF-EIES-1200025-NCS/TO11	Univ of Florida
20	I	N	35,688	U. S. Department of Transportation	UF-EIES-1200025-NCS/TO12	Univ of Florida
20	I	N	6,136	U. S. Department of Transportation	UF-EIES-1200025-NCS/TO7	Univ of Florida
20.200	D	N	730,074	Highway Research and Development Program		
20.200	I	N	10,944	Highway Research and Development Program	437K135	Univ of Wisconsin
20.205	I	N	33,010	Highway Planning and Construction	11-026	Univ of New Hampshire
20.205	I	N	1,086	Highway Planning and Construction	476360 00002	Texas A&M Research Found.
20.239	D	N	44,025	Motor Carrier Research and Technology Programs		
20.313	D	N	174,011	Railroad Research and Development		
20.701	I	N	21	University Transportation Centers Program	246431A	Univ of Oregon
20.701	I	N	32,724	University Transportation Centers Program	5893-Z9600001	Univ of Maryland, College Park
20.701	I	N	50,748	University Transportation Centers Program	Z981001	Univ of Maryland
20.761	I	N	117,166	Biobased Transportation Research	8500014161	Univ of Tennessee
20.761	I	N	59,200	Biobased Transportation Research	8500022312	Univ of Tennessee
20.761	I	N	60,943	Biobased Transportation Research	8500022318	Univ of Tennessee
20.761	I	N	28,252	Biobased Transportation Research	8500022319	Univ of Tennessee
20.761	I	N	667	Biobased Transportation Research	S12260	Kansas State Univ
			5,482,968	Total — Research and Development — U. S. Department of Transportation		
<b><u>U. S. Library of Congress</u></b>						
42	I	N	138,987	Library of Congress	12-PO-680-00002	Smithsonian Institute
42	I	N	10,884	Library of Congress	N/A	Waynesburg Univ
42.002	I	N	19,475	Copyright Service	sub GA GA08C0016	Waynesburg College
			169,346	Total — Research and Development — U. S. Library of Congress		
<b><u>National Aeronautics and Space Administration</u></b>						
43	D	N	2,297,479	National Aeronautics and Space Administration		
43	I	N	37,049	National Aeronautics and Space Administration	1008-1	X-Wave Innovations, Inc.
43	I	N	4,015	National Aeronautics and Space Administration	1436032	Calif Inst Technolog
43	I	N	7,383	National Aeronautics and Space Administration	1436036	Calif Inst Technolog
43	I	N	4,246	National Aeronautics and Space Administration	1472126	Calif Inst Technolog
43	I	N	4,776	National Aeronautics and Space Administration	1472138	Calif Inst Technolog
43	I	N	100,608	National Aeronautics and Space Administration	2012-1749	Intelligent Fiber Optic System
43	I	N	5,405	National Aeronautics and Space Administration	3001477342	Univ of Michigan
43	I	N	14,037	National Aeronautics and Space Administration	99-01	Sys Mat'l Res Corp
43	I	N	3,078	National Aeronautics and Space Administration	HST-AR-12147.01	Space Telescope Sci

**SCHEDULE OF EXPENDITURES OF FEDERAL AWARDS (DETAIL)**

For the Fiscal Year Ended June 30, 2014

<b>Federal CFDA Number</b>	<b>Direct/ Indirect</b>	<b>ARRA</b>	<b>Program Expenditures</b>	<b>CFDA Program Title</b>	<b>Pass-Through Number</b>	<b>Pass-Through Entity Name</b>
43	I	N	75,952	National Aeronautics and Space Administration	N/A	Ct Advance Scien Spa
43	I	N	310,033	National Aeronautics and Space Administration	NCAT-03-01	Virginia Polytechnic Inst
43	I	N	38,398	National Aeronautics and Space Administration	NCSU-03-01-2892-NC	Nat'l Inst. of Aerospace
43	I	N	149,828	National Aeronautics and Space Administration	NCSU-03-01-3771-009-NC154	Nat'l Inst. of Aerospace
43	I	N	40,567	National Aeronautics and Space Administration	NCSU-03-01-4740-017-NC	Nat'l Inst. of Aerospace
43	I	N	34,474	National Aeronautics and Space Administration	NCSU-03-01-4740-021-NC	Nat'l Inst. of Aerospace
43	I	N	31,742	National Aeronautics and Space Administration	NCSU-03-01-4770-001-NC	Nat'l Inst. of Aerospace
43	I	N	114,235	National Aeronautics and Space Administration	NCSU-0301-3771-010-NC	Nat'l Inst. of Aerospace
43	I	N	5,243	National Aeronautics and Space Administration	P.O. #FP11713	Univ of Alaska
43	I	N	51,170	National Aeronautics and Space Administration	PF03003	Natl Space Biom Rsc
43	I	N	46,588	National Aeronautics and Space Administration	SUB2012-113	Univ Ala-Huntsville
43	I	N	91,173	National Aeronautics and Space Administration	USM-GR04146-003	Univ of Southern Mississippi
43	I	N	33,603	National Aeronautics and Space Administration	X13-7097-NC	Nat'l Inst. of Aerospace
43.001	D	N	614,372	Science		
43.001	I	N	75,842	Science	13305	Univ of Massachusetts
43.001	I	N	4,012	Science	4973-UNCCH-NASA	Penn State Univ
43.001	I	N	722	Science	57314A P3391 78	San Diego St Univ Fdn
43.001	I	N	7,838	Science	G02-13066C	Smithsonian Astrophys Observ
43.001	I	N	95,633	Science	G03-14076A	Smithsonian Astrophys Observ
43.001	I	N	16,843	Science	GRT00021391	Ohio State Univ
43.001	I	N	55,268	Science	NCC9-58-593/PF02601	NSBRI
43.001	I	N	61,011	Science	RR100-633/4944176	Univ of Georgia
43.002	D	N	70,671	Aeronautics		
43.008	D	N	271,260	Education		
43.008	I	N	26,570	Education	4103-0583	Purdue Univ
43.009	D	N	195,174	Cross Agency Support		
			4,996,298	Total — Research and Development — National Aeronautics and Space Administration		

**National Endowment for the Arts and Humanities**

45	D	N	128,870	Federal Council on the Arts and the Humanities		
45.024	D	N	67,086	Promotion of the Arts-Grants to Organizations and Individuals		
45.024	I	N	13,019	Promotion of the Arts-Grants to Organizations and Individuals	202475	Arts Midwest
45.129	I	N	76,671	Promotion of the Humanities-Federal/State Partnership	2013-0775	Friedrich Schiller Univ
45.149	D	N	161,625	Promotion of the Humanities-Division of Preservation and Access		
45.161	D	N	145,775	Promotion of the Humanities-Research		
45.163	D	N	2,711	Promotion of the Humanities-Professional Development		
45.164	D	N	1,500	Promotion of the Humanities-Public Programs		
45.164	I	N	6,034	Promotion of the Humanities-Public Programs	MW-50007-12	American Bar Assoc
45.169	D	N	4,716	Promotion of the Humanities-Office of Digital Humanities		
45.301	D	N	3,369	Museums for America		
45.312	D	N	73,736	National Leadership Grants		
45.312	I	N	17,239	National Leadership Grants	00007896/200009	Univ Calif-Berkeley
45.313	D	N	587,489	Laura Bush 21st Century Librarian Program		
			1,289,840	Total — Research and Development — National Endowment for the Arts and Humanities		

**National Science Foundation**

47	D	N	936,906	National Science Foundation		
47	I	N	53	National Science Foundation	1003507	Tacoma Commu College
47	I	N	3,503	National Science Foundation	2013-1356	American Sociological Assoc

**SCHEDULE OF EXPENDITURES OF FEDERAL AWARDS (DETAIL)**

For the Fiscal Year Ended June 30, 2014

<b>Federal CFDA Number</b>	<b>Direct/ Indirect</b>	<b>ARRA</b>	<b>Program Expenditures</b>	<b>CFDA Program Title</b>	<b>Pass-Through Number</b>	<b>Pass-Through Entity Name</b>
47	I	N	13,245	National Science Foundation	478455-19070	Virginia Polytechnic Inst
47	I	N	3,446	National Science Foundation	48709463	Univ Southern California
47	I	N	153,614	National Science Foundation	55800-8949	Cornell Univ
47	I	N	2,985	National Science Foundation	Cureee Subcontract #4	Curee
47	I	N	9,217	National Science Foundation	N/A	Natl Evolution Synth
47	I	N	27,517	National Science Foundation	NSF-SBIR/STTR	Thixomat Inc
47	I	N	152,513	National Science Foundation	PO#9500009445	Global Envir Network I
47.041	D	N	22,658,362	Engineering Grants		
47.041	I	N	39,843	Engineering Grants	1159-7558-206-2	Clemson Univ
47.041	I	N	4,456	Engineering Grants	2009-1212	Valencell Inc.
47.041	I	N	25,382	Engineering Grants	2012-1274	Physical Devices LLC
47.041	I	N	43,135	Engineering Grants	2012-2904	Advanced Hydrogen Technologies
47.041	I	N	3,032	Engineering Grants	2013-0749	Altaeros Engeries
47.041	I	N	67,499	Engineering Grants	2013-1433	Isthmus Biosciences, Inc.
47.041	I	N	48,867	Engineering Grants	2013-3031	Biomason, Inc.
47.041	I	N	25,457	Engineering Grants	33791	Univ of Delaware
47.041	I	N	5,201	Engineering Grants	554442 SAVELIEV, A.	Innovative Energy Solutions
47.041	I	N	45,656	Engineering Grants	A13-0112-S0001	Univ of Tennessee-Knoxville
47.041	I	N	184,964	Engineering Grants	EEC-0540834	Univ of Minnesota
47.041	I	N	149,272	Engineering Grants	N/A	Clave Biodesign
47.049	D	N	19,660,633	Mathematical and Physical Sciences		
47.049	I	N	12,350	Mathematical and Physical Sciences	08-SC-NSF-1026	Duke Univ
47.049	I	N	228,803	Mathematical and Physical Sciences	12-NSF-1027	Duke Univ
47.049	I	N	722,497	Mathematical and Physical Sciences	12-NSF-1029	Duke Univ
47.049	I	N	3,602	Mathematical and Physical Sciences	12-NSF-1093	Duke Univ
47.049	I	N	78,323	Mathematical and Physical Sciences	14-NSF-1022	Duke Univ
47.049	I	N	12,005	Mathematical and Physical Sciences	201556UNC	Univ of Notre Dame
47.049	I	N	46,573	Mathematical and Physical Sciences	61-2482NC	Michigan St Univ
47.049	I	N	210,861	Mathematical and Physical Sciences	744885	Univ of Washington-Seattle
47.049	I	N	151,927	Mathematical and Physical Sciences	744903	Univ of Washington
47.049	I	N	55,600	Mathematical and Physical Sciences	CPS0000200649	Univ of Minnesota
47.049	I	N	24,699	Mathematical and Physical Sciences	RC100639UNC	Michigan St Univ
47.049	I	N	56,255	Mathematical and Physical Sciences	UF-EIES-13090200-NCS	Univ of Florida
47.050	D	N	6,213,856	Geosciences		
47.050	I	N	-243	Geosciences	161533	Univ Southern California
47.050	I	N	36,427	Geosciences	37169010	Univ Southern California
47.050	I	N	58,832	Geosciences	420-41-01A	Iowa State Univ
47.050	I	N	91,800	Geosciences	45-25162	Columbia Univ
47.050	I	N	22,098	Geosciences	8 GG002806	Columbia Univ
47.050	I	N	39,373	Geosciences	A100983	Woods Hole Oceanographic Institution
47.050	I	N	33,132	Geosciences	G03587/2 GG0028	Columbia Univ
47.050	I	N	7,361	Geosciences	N/A	Opendap Open Source
47.050	I	N	23,791	Geosciences	Y82253	Univ Southern California
47.050	I	N	10,437	Geosciences	Y83238	Univ Southern California
47.070	D	N	8,443,506	Computer and Information Science and Engineering		
47.070	D	Y	58,125	ARRA - Computer and Information Science and Engineering		
47.070	I	N	62,517	Computer and Information Science and Engineering	00008062	Univ of Cal-Berkeley
47.070	I	N	643,109	Computer and Information Science and Engineering	1872/PO# 950001	Raytheon
47.070	I	N	42,398	Computer and Information Science and Engineering	1906/PO#9500012	Bbn Technologies
47.070	I	N	6,336	Computer and Information Science and Engineering	1939B/950001216	Raytheon
47.070	I	N	52,233	Computer and Information Science and Engineering	2013-01010-01	Univ of Ill Champaign

**SCHEDULE OF EXPENDITURES OF FEDERAL AWARDS (DETAIL)**

For the Fiscal Year Ended June 30, 2014

<b>Federal CFDA Number</b>	<b>Direct/ Indirect</b>	<b>ARRA</b>	<b>Program Expenditures</b>	<b>CFDA Program Title</b>	<b>Pass-Through Number</b>	<b>Pass-Through Entity Name</b>
47.070	I	N	329	Computer and Information Science and Engineering	9500011110/ 188	Raytheon
47.070	I	N	97,644	Computer and Information Science and Engineering	9500012196	Global Envir Network I
47.070	I	N	89,931	Computer and Information Science and Engineering	PO#9500011110/1	Raytheon
47.074	D	N	13,095,410	Biological Sciences		
47.074	I	N	12,323	Biological Sciences	0038425(011514-1)	Univ of Pittsburgh
47.074	I	N	3,883	Biological Sciences	09-072	Univ of Alabama-Tusc
47.074	I	N	210,770	Biological Sciences	10-NSF-1060	Duke Univ
47.074	I	N	176,930	Biological Sciences	10-NSF-1061	Duke Univ
47.074	I	N	160,498	Biological Sciences	12-NSF-1081	Duke Univ
47.074	I	N	4,550	Biological Sciences	12-NSF-1082	Duke Univ
47.074	I	N	86,671	Biological Sciences	131817	Univ of Arizona
47.074	I	N	4,771	Biological Sciences	14-NSF-1070	Duke Univ
47.074	I	N	99,170	Biological Sciences	27169	Univ of Delaware
47.074	I	N	35,673	Biological Sciences	27184	Univ of Delaware
47.074	I	N	39,292	Biological Sciences	3161/200201411	Inst Ecosystem Studi
47.074	I	N	231,081	Biological Sciences	4101-25830 / 0822495-DBI	Purdue Univ
47.074	I	N	31	Biological Sciences	478778-19467	Virginia Polytechnic Inst
47.074	I	N	479,961	Biological Sciences	61-2075NC	Michigan State Univ
47.074	I	N	110,599	Biological Sciences	61406-9504	Cornell Univ
47.074	I	N	176,840	Biological Sciences	67183-10114	Cornell Univ
47.074	I	N	26,719	Biological Sciences	717511-712683	Virginia Institute of Marine Science
47.074	I	N	49,046	Biological Sciences	C14D11779(D01845)	Yale Univ
47.074	I	N	15,500	Biological Sciences	EF-0905606	Duke Univ
47.074	I	N	49,467	Biological Sciences	GA11020-142300	Univ of Virginia
47.074	I	N	47,241	Biological Sciences	RR272-210/46896	Univ of Georgia
47.074	I	N	5,612	Biological Sciences	RR272-210/4895116	Univ of Georgia
47.074	I	N	27,925	Biological Sciences	SA0000295	San Diego St Univ
47.074	I	N	100,931	Biological Sciences	UTA10-000936	Univ of Texas
47.074	I	N	832	Biological Sciences	Y483309	Univ of Arizona
47.074	I	N	1,537	Biological Sciences	Y502720	Univ of Arizona
47.075	D	N	1,982,132	Social, Behavioral, and Economic Sciences		
47.075	I	N	49,611	Social, Behavioral, and Economic Sciences	10321092-SUB	Univ of California
47.075	I	N	15,899	Social, Behavioral, and Economic Sciences	11-51	SUNY-Research Foundation
47.075	I	N	3,428	Social, Behavioral, and Economic Sciences	4532-NCATSU-NSF-5327	Pennsylvania State Univ
47.075	I	N	18,471	Social, Behavioral, and Economic Sciences	DG13-53	Assoc. For Inst. Research
47.076	D	N	12,362,196	Education and Human Resources		
47.076	I	N	15,728	Education and Human Resources	00006843	Univ of Cal-Berkeley
47.076	I	N	15,754	Education and Human Resources	10055601	Utah State Univ
47.076	I	N	778	Education and Human Resources	4101-39134	Purdue Univ
47.076	I	N	898	Education and Human Resources	4554-UNCW-NSF-4670	Pennsylvania State Univ
47.076	I	N	72,458	Education and Human Resources	4691-UNCCH-NSF-	Penn State Univ
47.076	I	N	305,312	Education and Human Resources	478639-19071	Virginia Polytechnic Inst
47.076	I	N	10,187	Education and Human Resources	BECK/525618	Villanova Univ
47.076	I	N	112,553	Education and Human Resources	DUE-1125331	Carleton College
47.076	I	N	2,828	Education and Human Resources	DUE0525433	Univ of New Hampshire
47.076	I	N	19,124	Education and Human Resources	PRIME: DUE-1022844	Carleton College
47.076	I	N	21,249	Education and Human Resources	SA540-1022-7993	Illinois Inst. of Technology
47.078	D	N	437,159	Polar Programs		
47.078	I	N	389,811	Polar Programs	ANT-0424589	Univ of Kansas
47.078	I	N	52,728	Polar Programs	FP32463	Univ of Alaska-Fairbanks
47.079	D	N	190,004	Office of International and Integrative Activities		

**SCHEDULE OF EXPENDITURES OF FEDERAL AWARDS (DETAIL)**

For the Fiscal Year Ended June 30, 2014

<b>Federal CFDA Number</b>	<b>Direct/ Indirect</b>	<b>ARRA</b>	<b>Program Expenditures</b>	<b>CFDA Program Title</b>	<b>Pass-Through Number</b>	<b>Pass-Through Entity Name</b>
47.079	I	N	19,768	Office of International and Integrative Activities	3000835643	Univ of Michigan
47.080	D	N	3,989,174	Office of Cyberinfrastructure		
47.080	I	N	30,235	Office of Cyberinfrastructure	063024-871T	Univ of New Mexico
47.080	I	N	10,994	Office of Cyberinfrastructure	10778	Univ of Arizona
47.080	I	N	-6,746	Office of Cyberinfrastructure	180K121	Univ Wisconsin
47.081	D	N	5,432	Office of Experimental Program to Stimulate Competitive Research		
47.081	D	Y	167,659	ARRA - Office of Experimental Program to Stimulate Competitive Research		
47.082	D	N	208,797	Trans-NSF Recovery Act Reasearch Support		
47.082	D	Y	1,245,692	ARRA - Trans-NSF Recovery Act Reasearch Support		
47.082	I	Y	17,473	ARRA - Trans-NSF Recovery Act Reasearch Support	3048106073-10-3	Univ of Kentucky
47.082	I	Y	-2,552	ARRA - Trans-NSF Recovery Act Reasearch Support	60443	Louisiana State Univ
47.082	I	Y	11,395	ARRA - Trans-NSF Recovery Act Reasearch Support	DEB-0842364	Univ of Oklahoma
47.082	I	Y	4	ARRA - Trans-NSF Recovery Act Reasearch Support	PO#9500010119	Global Envir Network I
47.082	I	Y	7,027	ARRA - Trans-NSF Recovery Act Reasearch Support	RES504243	Case Western Reserve
			98,937,168	Total — Research and Development — National Science Foundation		

**U. S. Department of Veterans Affairs**

64	D	N	203,914	U. S. Department of Veterans Affairs		
			203,914	Total — Research and Development — U. S. Department of Veterans Affairs		

**U. S. Environmental Protection Agency**

66	D	N	3,221,288	U. S. Environmental Protection Agency		
66	I	N	29,897	U. S. Environmental Protection Agency	2013.006.01	Mid-Atlantic Reg Air
66	I	N	328,697	U. S. Environmental Protection Agency	4902-RFA10-1/11	Health Effects Inst
66	I	N	106,329	U. S. Environmental Protection Agency	4930-RFA11-2/13	Health Effects Inst
66	I	N	825	U. S. Environmental Protection Agency	EP-C-13-039	ABT Assoc Inc
66	I	N	35,232	U. S. Environmental Protection Agency	N/A	Health Effects Inst
66	I	N	-17,304	U. S. Environmental Protection Agency	PO#200706639	Mactec Federal Prog
66	I	N	875	U. S. Environmental Protection Agency	PO4-NAR403-UNC	Ec/R Inc
66.001	D	N	2,056,117	Air Pollution Control Program Support		
66.034	D	N	1,376	Surveys, Studies, Research, Investigations, Demonstrations, and Special Purpose Activities Relating to the Clean Air Act		
66.202	I	N	111	Congressionally Mandated Projects	1547014 (PO# 0000075043)	Univ of Colorado-Boulder
66.202	I	N	48,864	Congressionally Mandated Projects	4366	Water Research Fdn
66.202	I	N	-9	Congressionally Mandated Projects	EPA83438801	Consortium For Plant Biotechnology Research, Inc
66.203	D	N	224,076	Environmental Finance Center Grants		
66.419	D	N	7,274,817	Water Pollution Control State, Interstate, and Tribal Program Support		
66.424	I	N	214,253	Surveys, Studies, Investigations, Demonstrations, and Training Grants-Section 1442 of the Safe Drinking Water Act	N/A	New Mexico Mining Tec
66.461	D	N	700,209	Regional Wetland Program Development Grants		
66.469	I	N	15,774	Great Lakes Program	2012-06075-05 / A0131	Univ of Illinois
66.509	D	N	1,577,383	Science To Achieve Results (STAR) Research Program		
66.509	I	N	38,795	Science To Achieve Results (STAR) Research Program	5710003200	Mass. Inst. of Tech.
66.509	I	N	20,104	Science To Achieve Results (STAR) Research Program	C14P11828(P00361)	Yale Univ
66.509	I	N	11,500	Science To Achieve Results (STAR) Research Program	G-58003-1	Colorado State Univ
66.509	I	N	94	Science To Achieve Results (STAR) Research Program	G-58004-1	Colorado State Univ
66.511	D	N	1,516,677	Office of Research and Development Consolidated Research/Training/Fellowship:		
66.514	D	N	56,730	Science To Achieve Results (STAR) Fellowship Program		
66.516	D	N	3,230	P3 Award: National Student Design Competition for Sustainability		
66.611	D	N	27,203	Environmental Policy and Innovation Grants		
66.708	D	N	77,854	Pollution Prevention Grants Program		

**SCHEDULE OF EXPENDITURES OF FEDERAL AWARDS (DETAIL)**

For the Fiscal Year Ended June 30, 2014

<b>Federal CFDA Number</b>	<b>Direct/ Indirect</b>	<b>ARRA</b>	<b>Program Expenditures</b>	<b>CFDA Program Title</b>	<b>Pass-Through Number</b>	<b>Pass-Through Entity Name</b>
66.714	D	N	19,569	Regional Agricultural IPM Grants		
66.809	D	N	215,972	Superfund State and Indian Tribe Core Program Cooperative Agreements		
			<u>17,806,538</u>	Total — Research and Development — U. S. Environmental Protection Agency		
<b><u>U. S. Nuclear Regulatory Commission</u></b>						
77	D	N	197,543	Nuclear Regulatory Commission		
77	I	N	51,845	Nuclear Regulatory Commission	342-0059	Duke Univ
77.007	D	N	37,927	U. S. Nuclear Regulatory Commission Minority Serving Institutions Program (MSIP)		
77.008	D	N	92,535	U. S. Nuclear Regulatory Commission Scholarship and Fellowship Program		
			<u>379,850</u>	Total — Research and Development — U. S. Nuclear Regulatory Commission		
<b><u>U. S. Department of Energy</u></b>						
81	D	N	360,035	U. S. Department of Energy		
81	I	N	105,181	U. S. Department of Energy	00042959 #00001	Battelle Energy Alliance, LLC
81	I	N	58,354	U. S. Department of Energy	00042959 #00001 ACE	Battelle Energy Alliance, LLC
81	I	N	24,311	U. S. Department of Energy	00042959 #00001 INEST	Battelle Energy Alliance, LLC
81	I	N	172,564	U. S. Department of Energy	00042959 #21	Battelle Energy Alliance, LLC
81	I	N	10,124	U. S. Department of Energy	00042959 #23	Battelle Energy Alliance, LLC
81	I	N	25,589	U. S. Department of Energy	00042959 #26	Battelle Energy Alliance, LLC
81	I	N	116,880	U. S. Department of Energy	00042959 #27	Battelle Energy Alliance, LLC
81	I	N	225,323	U. S. Department of Energy	00042959 #29	Battelle Energy Alliance, LLC
81	I	N	81,832	U. S. Department of Energy	00042959 #30	Battelle Energy Alliance, LLC
81	I	N	23,837	U. S. Department of Energy	00042959 #31	Battelle Energy Alliance, LLC
81	I	N	106,748	U. S. Department of Energy	00042959 #35	Battelle Energy Alliance, LLC
81	I	N	148,484	U. S. Department of Energy	00042959 #45	Battelle Energy Alliance, LLC
81	I	N	285,854	U. S. Department of Energy	00042959 40	Battelle Energy Alliance, LLC
81	I	N	194,970	U. S. Department of Energy	00042959 42	Battelle Energy Alliance, LLC
81	I	N	1,625	U. S. Department of Energy	00042959-00032	Idaho National Laboratory
81	I	N	103,715	U. S. Department of Energy	00042959-00048	Battelle Energy Alliance, LLC
81	I	N	2,573	U. S. Department of Energy	00042959-00050	Battelle Energy Alliance, LLC
81	I	N	21,625	U. S. Department of Energy	00042959-00052	Battelle Energy Alliance, LLC
81	I	N	6,522	U. S. Department of Energy	00042959-00053	Battelle Energy Alliance, LLC
81	I	N	12,587	U. S. Department of Energy	00042959-00055	Battelle Energy Alliance, LLC
81	I	N	80,565	U. S. Department of Energy	00042959-47	Battelle Energy Alliance, LLC
81	I	N	112,978	U. S. Department of Energy	00054/00042959	Idaho National Laboratory
81	I	N	233,507	U. S. Department of Energy	00127981	Battelle Energy Alliance, LLC
81	I	N	21,771	U. S. Department of Energy	1-340-0214113-51755L	RTI International
81	I	N	-4,272	U. S. Department of Energy	119867	Battelle
81	I	N	43,505	U. S. Department of Energy	1213550	Sandia National Lab
81	I	N	90,078	U. S. Department of Energy	126482	Battelle Energy Ali
81	I	N	4,167	U. S. Department of Energy	172092-1	Los Alamos Nat'l Lab
81	I	N	22,321	U. S. Department of Energy	2014-0210	Babcock & Wilcox Mpower, Inc.
81	I	N	29,436	U. S. Department of Energy	242478-1	Los Alamos Nat'l Lab
81	I	N	15,839	U. S. Department of Energy	256K222	Univ of Wisconsin
81	I	N	91,619	U. S. Department of Energy	3F-30721	Argonne Nat'l Labs
81	I	N	12,177	U. S. Department of Energy	4000028105	UT Battelle, LLC
81	I	N	79,098	U. S. Department of Energy	4000040729	UT Battelle, LLC
81	I	N	48,784	U. S. Department of Energy	4000056870	UT Battelle, LLC
81	I	N	64,676	U. S. Department of Energy	4000058620	UT Battelle, LLC
81	I	N	58,767	U. S. Department of Energy	4000061675	UT Battelle, LLC
81	I	N	20,400	U. S. Department of Energy	4000086391	UT Battelle, LLC



**SCHEDULE OF EXPENDITURES OF FEDERAL AWARDS (DETAIL)**

For the Fiscal Year Ended June 30, 2014

<b>Federal CFDA Number</b>	<b>Direct/ Indirect</b>	<b>ARRA</b>	<b>Program Expenditures</b>	<b>CFDA Program Title</b>	<b>Pass-Through Number</b>	<b>Pass-Through Entity Name</b>
81	I	N	24,880	U. S. Department of Energy	4000089282	UT Battelle, LLC
81	I	N	-2,103	U. S. Department of Energy	4000096612	Ut-Battelle/ORNL
81	I	N	54,690	U. S. Department of Energy	4000097399	Ut-Battelle/ORNL
81	I	N	72,405	U. S. Department of Energy	4000099327	UT Battelle, LLC
81	I	N	51,664	U. S. Department of Energy	4000109736	Oak Ridge National Lab
81	I	N	11,533	U. S. Department of Energy	4000110308	UT Battelle, LLC
81	I	N	184,117	U. S. Department of Energy	4000114671	Oak Ridge National Lab
81	I	N	230,626	U. S. Department of Energy	4000114809	UT Battelle, LLC
81	I	N	8,946	U. S. Department of Energy	4000119694	UT Battelle, LLC
81	I	N	25,116	U. S. Department of Energy	4000120069	UT Battelle, LLC
81	I	N	516,180	U. S. Department of Energy	4000120148	Ut-Battelle/ORNL
81	I	N	11,845	U. S. Department of Energy	4000121049	UT Battelle, LLC
81	I	N	10,028	U. S. Department of Energy	4000121986	Oak Ridge National Lab
81	I	N	67,279	U. S. Department of Energy	400119532	GE Global Research
81	I	N	101,314	U. S. Department of Energy	4200000036-4000120386	UT Battelle, LLC
81	I	N	13,711	U. S. Department of Energy	4200000036-4000124994	UT Battelle, LLC
81	I	N	45,408	U. S. Department of Energy	4200000036-4000126315	UT Battelle, LLC
81	I	N	10,736	U. S. Department of Energy	456470	Duke Energy
81	I	N	26,615	U. S. Department of Energy	68393-02	Battelle Energy Alliance, LLC
81	I	N	42,975	U. S. Department of Energy	7078212	L. Berkeley Nat'l Lab
81	I	N	21,465	U. S. Department of Energy	7090112	L. Berkeley Nat'l Lab
81	I	N	875	U. S. Department of Energy	94000	Savannah River Nuclea
81	I	N	5,153	U. S. Department of Energy	B598487	U Cal Lawrence Liver
81	I	N	39,338	U. S. Department of Energy	B606928	Lawrence Livermore Natl. Secu.
81	I	N	5,128	U. S. Department of Energy	Check #019333 Dated 3-10-14	Voorhees College
81	I	N	3,190	U. S. Department of Energy	N/A	Krell Institute
81	I	N	22,738	U. S. Department of Energy	PO 614877	Fermilab
81	I	N	4,674	U. S. Department of Energy	PO NO. EP47048	Honeywell International Inc
81	I	N	31,601	U. S. Department of Energy	PO4500305158 BRIAN HIXSON	First Energy Corp (Allegheny)
81	I	N	32,874	U. S. Department of Energy	ShannonHPC	Oak Ridge Assoc. Univ
81	I	N	5,960	U. S. Department of Energy	SiSoCMembership	National Renewable Energy Lat
81	I	N	90,000	U. S. Department of Energy	XFA-4-23065-01	Alliance For Sustainable Energ
81	I	Y	39,866	ARRA - U. S. Department of Energy	1-340-0212662	RTI International
81	I	Y	4,564	ARRA - U. S. Department of Energy	2010MCA-0410-08	Ctr Climate Strategi
81	I	Y	1,497	ARRA - U. S. Department of Energy	2012-0511	Grid Logic, Inc.
81	I	Y	90,641	ARRA - U. S. Department of Energy	DE-EE-0002628	Progress Energy Carolinas
81.049	D	N	7,634,973	Office of Science Financial Assistance Program		
81.049	D	Y	4,382,855	ARRA - Office of Science Financial Assistance Program		
81.049	I	N	40,739	Office of Science Financial Assistance Program	#4030 P.O. NO: 104242	Supercon Inc.
81.049	I	N	63,114	Office of Science Financial Assistance Program	12-DOE-1077	Duke Univ
81.049	I	N	27,577	Office of Science Financial Assistance Program	1550787/PO#1000273317	Univ of Colorado-Boulder
81.049	I	N	15,306	Office of Science Financial Assistance Program	2010-1026	Calabazas Creek Research, Inc.
81.049	I	N	1,932	Office of Science Financial Assistance Program	2012-0171	Ngimat Co.
81.049	I	N	237,087	Office of Science Financial Assistance Program	2013-0134	Muons, Incorporated
81.049	I	N	142,325	Office of Science Financial Assistance Program	2013-1608	Ngimat Co.
81.049	I	N	2,104	Office of Science Financial Assistance Program	2014-1785	Washington Univ-St Louis
81.049	I	N	504,816	Office of Science Financial Assistance Program	21017-NC	D.Danforth Plant Sci
81.049	I	N	244,893	Office of Science Financial Assistance Program	B6681	Texas A&M Univ
81.049	I	N	224,501	Office of Science Financial Assistance Program	GQ10044-133949	Univ of Virginia
81.049	I	N	270,891	Office of Science Financial Assistance Program	WU-HT-10-09 PO: 2911086A	Washington Univ-St Louis
81.049	I	Y	959,899	ARRA - Office of Science Financial Assistance Program	4005-NCSU-DOE-1090	Pennsylvania State Univ

**SCHEDULE OF EXPENDITURES OF FEDERAL AWARDS (DETAIL)**

For the Fiscal Year Ended June 30, 2014

<b>Federal CFDA Number</b>	<b>Direct/ Indirect</b>	<b>ARRA</b>	<b>Program Expenditures</b>	<b>CFDA Program Title</b>	<b>Pass-Through Number</b>	<b>Pass-Through Entity Name</b>
81.057	D	N	46,289	University Coal Research		
81.086	D	N	170,904	Conservation Research and Development		
81.086	I	N	280,114	Conservation Research and Development	400119429	GE Global Research
81.087	D	N	3,347,841	Renewable Energy Research and Development		
81.087	I	N	81,766	Renewable Energy Research and Development	DOE-SPEC-FE11-012	Biodiversity Research Inst.
81.087	I	N	37,881	Renewable Energy Research and Development	F-2013-31	Univ of Toledo Toled
81.089	D	N	-1,642	Fossil Energy Research and Development		
81.089	I	N	53,671	Fossil Energy Research and Development	S388	Gas Technology Institute
81.112	D	N	221,990	Stewardship Science Grant Program		
81.113	D	N	509,832	Defense Nuclear Nonproliferation Research		
81.117	D	N	13,168	Energy Efficiency and Renewable Energy Information Dissemination, Outreach, Training and Technical Analysis/Assistance		
81.121	D	N	652,584	Nuclear Energy Research, Development and Demonstration		
81.121	I	N	57,586	Nuclear Energy Research, Development and Demonstration	00042959 #24	Battelle Energy Alliance, LLC
81.121	I	N	17,330	Nuclear Energy Research, Development and Demonstration	429329-19071	Virginia Polytechnic Inst
81.122	D	N	88,776	Electricity Delivery and Energy Reliability, Research, Development and Analysis		
81.123	D	N	392,694	National Nuclear Security Administration (NNSA) Minority Serving Institutions (MSI) Program		
81.123	I	N	50,704	National Nuclear Security Administration (NNSA) Minority Serving Institutions (MSI) Program	F1040051	Norfolk State Univ
81.123	I	N	24,003	National Nuclear Security Administration (NNSA) Minority Serving Institutions (MSI) Program	HU-130002	Hampton Univ
81.135	D	N	2,468,366	Advanced Research Projects Agency - Energy		
81.135	D	Y	449,627	ARRA - Advanced Research Projects Agency - Energy		
81.135	I	N	146,393	Advanced Research Projects Agency - Energy	2013-0069	Grid Logic, Inc.
81.135	I	N	170,942	Advanced Research Projects Agency - Energy	2013-0070	Tai-Yang Research Co.
81.135	I	N	114,724	Advanced Research Projects Agency - Energy	DE-AR0000327	Bio2electric, LLC
81.135	I	N	645,898	Advanced Research Projects Agency - Energy	PO 1306-0100	Hexa Tech, Inc
81.135	I	Y	86,598	ARRA - Advanced Research Projects Agency - Energy	0130 G QA717	Univ Cal Los Angeles
81.135	I	Y	129,622	ARRA - Advanced Research Projects Agency - Energy	11-001 / DE-FOA-0000288	Cree, Inc.
			<u>30,032,351</u>	Total — Research and Development — U. S. Department of Energy		

**U. S. Department of Education**

84	I	N	280,563	U. S. Department of Education	12/13-006	NC Partnership Child
84	I	N	22,114	U. S. Department of Education	40346S03620	Mathematica Pol Res
84	I	N	10,726	U. S. Department of Education	LPO-02013 L6043 Task 1	American Inst. For Research
84	I	N	6,153	U. S. Department of Education	LPO-02013 L6043 Task 2	American Inst. For Research
84	I	N	59,226	U. S. Department of Education	LPO-02013 L6043 Task 3	American Inst. For Research
84	I	N	-1,520	U. S. Department of Education	N/A	Richmond Co School
84	I	N	211,187	U. S. Department of Education	R01615	Florida Sta
84	I	N	16,266	U. S. Department of Education	R01723	Florida State Univ
84.007	D	N	613,199	Federal Supplemental Educational Opportunity Grant		
84.015	D	N	1,977,625	National Resource Centers Program for Foreign Language and Area Studies or Foreign Language and International Studies Program and Foreign Language and Area Studies Fellowship Program		
84.015	I	N	59,876	National Resource Centers Program for Foreign Language and Area Studies or Foreign Language and International Studies Program and Foreign Language and Area Studies Fellowship Program	11-DED-1019	Duke Univ
84.015	I	N	61,206	National Resource Centers Program for Foreign Language and Area Studies or Foreign Language and International Studies Program and Foreign Language and Area Studies Fellowship Program	12-FLAS-1103	Duke Univ Med Ctr

**SCHEDULE OF EXPENDITURES OF FEDERAL AWARDS (DETAIL)**

For the Fiscal Year Ended June 30, 2014

<b>Federal CFDA Number</b>	<b>Direct/ Indirect</b>	<b>ARRA</b>	<b>Program Expenditures</b>	<b>CFDA Program Title</b>	<b>Pass-Through Number</b>	<b>Pass-Through Entity Name</b>
84.015	I	N	350,425	National Resource Centers Program for Foreign Language and Area Studies or Foreign Language and International Studies Program and Foreign Language and Area Studies Fellowship Program	13-FLAS-1105	Duke Univ
84.022	D	N	64,192	Overseas Programs-Doctoral Dissertation Research Abroad		
84.047	D	N	326,151	TRIO-Upward Bound		
84.116	D	N	63,869	Fund for the Improvement of Postsecondary Education		
84.129	D	N	91,689	Rehabilitation Long-Term Training		
84.133	D	N	165,228	National Institute on Disability and Rehabilitation Research		
84.133	I	N	8,952	National Institute on Disability and Rehabilitation Research	000500057-003	Univ of Alabama-Birm
84.153	D	N	12,283	Business and International Education Projects		
84.170	D	N	166,900	Javits Fellowships		
84.200	D	N	191,143	Graduate Assistance in Areas of National Need		
84.220	D	N	264,982	Centers for International Business Education		
84.234	I	N	37,456	Projects with Industry	RR242-421/4785206	Univ of Georgia
84.283	I	N	41,144	Comprehensive Centers	N/A	Education Northwest
84.305	D	N	1,958,364	Education Research, Development and Dissemination		
84.305	I	N	13,055	Education Research, Development and Dissemination	12-ED-1094	Duke Univ
84.305	I	N	49,433	Education Research, Development and Dissemination	12-ED-1095	Duke Univ
84.305	I	N	21,839	Education Research, Development and Dissemination	14-ED-1108	Duke Univ
84.305	I	N	327,873	Education Research, Development and Dissemination	21372-S4	Vanderbilt Univ Med C
84.305	I	N	74,047	Education Research, Development and Dissemination	22616-S2	Vanderbilt Univ
84.305	I	N	-7	Education Research, Development and Dissemination	4475-UNC-USDE-0	Penn State Univ
84.305	I	N	96,970	Education Research, Development and Dissemination	4876-UNCCH-USDE	Penn State Univ
84.305	I	N	16,975	Education Research, Development and Dissemination	511135	Columbia Teacher Col
84.305	I	N	22,368	Education Research, Development and Dissemination	GM10087-126361	Univ of Virginia
84.305	I	N	499,882	Education Research, Development and Dissemination	PT108483-SC1045	VA Commonwealth Univ
84.324	D	N	4,215,216	Research in Special Education		
84.324	I	N	2,438	Research in Special Education	224061B	Univ Of Oregon
84.324	I	N	275,053	Research in Special Education	BL-4240321-UNC	Indiana Univ
84.325	D	N	1,424,190	Special Education-Personnel Development to Improve Services and Results for Children with Disabilities		
84.325	I	N	14,949	Special Education-Personnel Development to Improve Services and Results for Children with Disabilities	F-2012-115	Univ of Toledo Toled
84.325	I	N	21,254	Special Education-Personnel Development to Improve Services and Results for Children with Disabilities	N/A	North Hampt Comm Coll
84.326	D	N	4,411,326	Special Education-Technical Assistance and Dissemination to Improve Services and Results for Children with Disabilities		
84.326	I	N	48,664	Special Education-Technical Assistance and Dissemination to Improve Services and Results for Children with Disabilities	223791B	Univ of Oregon
84.326	I	N	133,097	Special Education-Technical Assistance and Dissemination to Improve Services and Results for Children with Disabilities	51-001050	SRI International
84.326	I	N	58,605	Special Education-Technical Assistance and Dissemination to Improve Services and Results for Children with Disabilities	AUM-SA-001-2011	Auburn Univ
84.326	I	N	202,905	Special Education-Technical Assistance and Dissemination to Improve Services and Results for Children with Disabilities	UKRF 3048106788	Univ of Kentucky
84.327	D	N	391,675	Special Education-Technology and Media Services for Individuals with Disabilities		
84.365	D	N	339,668	English Language Acquisition State Grants		
84.366	I	N	26,629	Mathematics and Science Partnerships	MSP FY14-15 (PBM)	Onslow County Schools
84.366	I	N	14,879	Mathematics and Science Partnerships	Partner IHE MSP (CE-STEM)	Onslow County Schools
84.373	I	N	1,219,051	Special Education-Technical Assistance on State Data Collection	51-001279	SRI International
84.373	I	N	95,017	Special Education-Technical Assistance on State Data Collection	6189-S-006	Westat
84.373	I	N	489,378	Special Education-Technical Assistance on State Data Collection	FY2011-094	Univ of Kansas

**SCHEDULE OF EXPENDITURES OF FEDERAL AWARDS (DETAIL)**

For the Fiscal Year Ended June 30, 2014

<b>Federal CFDA Number</b>	<b>Direct/ Indirect</b>	<b>ARRA</b>	<b>Program Expenditures</b>	<b>CFDA Program Title</b>	<b>Pass-Through Number</b>	<b>Pass-Through Entity Name</b>
84.381	D	N	19,100	Baccalaureate Degrees in Science, Technology, Engineering, Mathematics, and Critical Foreign Languages and Master's Degrees in Science, Technology, Engineering, Mathematics, and Critical Foreign Languages		
84.382	D	N	504,601	Strengthening Minority-Serving Institutions		
84.396	I	Y	218,252	ARRA - State Fiscal Stabilization Fund (SFSF) - Investing in Innovation (i3) Fund, Recovery Act	60033310	Ohio State Univ
84.412	I	N	35,336	Race to the Top-Early Learning Challenge	C13-215/0000183	Delaware Early Learn
84.412	I	N	20,825	Race to the Top-Early Learning Challenge	C14-236	Delaware Early Learn
			<u>22,363,942</u>	Total — Research and Development — U. S. Department of Education		

**U. S. Department of Health and Human Services**

93	D	N	18,508,450	U. S. Department of Health and Human Services		
93	D	Y	58,881	ARRA - U. S. Department of Health and Human Services		
93	I	N	77,597	U. S. Department of Health and Human Services	#547662 DR APPERSON	Tulane Univ
93	I	N	9,997	U. S. Department of Health and Human Services	#547663 DR SCHAL	Tulane Univ
93	I	N	10,555	U. S. Department of Health and Human Services	000500918-005	Univ of Alabama-Birm
93	I	N	-15,373	U. S. Department of Health and Human Services	00663-2935.001	Amer Inst For Rsch
93	I	N	-16	U. S. Department of Health and Human Services	0080.0059/814	Family Health Intn
93	I	N	12,553	U. S. Department of Health and Human Services	0080.0144/955	Family Health Intn
93	I	N	16,388	U. S. Department of Health and Human Services	0080.0145/956	Family Health Intn
93	I	N	12,145	U. S. Department of Health and Human Services	0080.0168/966	Family Health Intn
93	I	N	52,408	U. S. Department of Health and Human Services	0080.0185/983	Family Health Intn
93	I	N	39,184	U. S. Department of Health and Human Services	0080.0207/705	Family Health Intn
93	I	N	-2,073	U. S. Department of Health and Human Services	01025813/5P01HL	Beth Israel Deacon M
93	I	N	136,168	U. S. Department of Health and Human Services	0258-3962	Mt Sinai Sch of Med
93	I	N	260,861	U. S. Department of Health and Human Services	06150-PSC-PII-T	JBS International
93	I	N	24,821	U. S. Department of Health and Human Services	06861S01686	Mathematica Pol Res
93	I	N	4,466	U. S. Department of Health and Human Services	08201.100.001	JBS International
93	I	N	967,118	U. S. Department of Health and Human Services	08800-036-00-FP	Urban Institute
93	I	N	257,290	U. S. Department of Health and Human Services	1-312-0213462	RTI Rsch Triangle In
93	I	N	34,729	U. S. Department of Health and Human Services	1-312-0213517	RTI International
93	I	N	190	U. S. Department of Health and Human Services	1-N01-CN43302-WA-21	Cornell Univ
93	I	N	141,013	U. S. Department of Health and Human Services	10-16385-99-01-	H Lee Moffitt Cancer
93	I	N	77,633	U. S. Department of Health and Human Services	10.10.90038	Hebrew Rehab Ctr
93	I	N	50,056	U. S. Department of Health and Human Services	107741	Univ Calif-San Franc
93	I	N	25,274	U. S. Department of Health and Human Services	108311	Univ Calif-San Franc
93	I	N	237,500	U. S. Department of Health and Human Services	108861	Univ Calif-San Franc
93	I	N	211,577	U. S. Department of Health and Human Services	12XS457	Leidos Biomedical
93	I	N	4,001	U. S. Department of Health and Human Services	13-3946	Xinray Systems
93	I	N	7,016	U. S. Department of Health and Human Services	13XS093	Saic-Frederick Inc
93	I	N	14,760	U. S. Department of Health and Human Services	17654	Natl Chldhd Cnrc Fdn
93	I	N	-5,403	U. S. Department of Health and Human Services	178859	Duke Clinical Rsch
93	I	N	6,635	U. S. Department of Health and Human Services	179452	Duke Univ
93	I	N	31,526	U. S. Department of Health and Human Services	19836-S1	Vanderbilt Univ Med C
93	I	N	45,951	U. S. Department of Health and Human Services	1U01GH000486-SA	Infect Disaes Zambia
93	I	N	295,053	U. S. Department of Health and Human Services	2-312-0213462	RTI Rsch Triangle In
93	I	N	8,779	U. S. Department of Health and Human Services	2011120781	Group Hlth Rsc Inst
93	I	N	24,370	U. S. Department of Health and Human Services	2012-0518	Nanovector, Inc.
93	I	N	-437	U. S. Department of Health and Human Services	2012023582/HHSN	Wake Forest Univ
93	I	N	4,000	U. S. Department of Health and Human Services	2013-04-0425-04	Asso Matern Chld Hlt
93	I	N	3,220	U. S. Department of Health and Human Services	2013028376	Wake Forest Univ

**SCHEDULE OF EXPENDITURES OF FEDERAL AWARDS (DETAIL)**

For the Fiscal Year Ended June 30, 2014

<b>Federal CFDA Number</b>	<b>Direct/ Indirect</b>	<b>ARRA</b>	<b>Program Expenditures</b>	<b>CFDA Program Title</b>	<b>Pass-Through Number</b>	<b>Pass-Through Entity Name</b>
93	I	N	56,507	U. S. Department of Health and Human Services	2013156199/HHSN	Group Hlth Rsc Inst
93	I	N	38,786	U. S. Department of Health and Human Services	2032613	Duke Univ
93	I	N	52,085	U. S. Department of Health and Human Services	2032614	Duke Univ
93	I	N	10,385	U. S. Department of Health and Human Services	2033566/HHSN268	Duke Univ
93	I	N	6,723	U. S. Department of Health and Human Services	2033764	Duke Univ Med Ctr
93	I	N	-10	U. S. Department of Health and Human Services	220187	Mass Gen Hosp
93	I	N	-99	U. S. Department of Health and Human Services	24982	ABT Assoc Inc
93	I	N	27,247	U. S. Department of Health and Human Services	25051-08-381	La Jolla Ins Allergy
93	I	N	47,233	U. S. Department of Health and Human Services	28	Natl Enviro Hlt Asso
93	I	N	308,614	U. S. Department of Health and Human Services	29XS126/A59101	Leidos Biomedical
93	I	N	-6,200	U. S. Department of Health and Human Services	29XS126/A62138	Saic-Frederick Inc
93	I	N	10,089	U. S. Department of Health and Human Services	3-312-0213462/8	RTI Rsch Triangle In
93	I	N	3,630	U. S. Department of Health and Human Services	3-N01-HC-95170	Jackson State Univ
93	I	N	62,821	U. S. Department of Health and Human Services	3001141253	Univ of Michigan
93	I	N	84,186	U. S. Department of Health and Human Services	3002-082	Carter Consulting
93	I	N	83,973	U. S. Department of Health and Human Services	30305	Wake Forest Univ
93	I	N	623	U. S. Department of Health and Human Services	3036656/131860	Duke Univ Med Ctr
93	I	N	11,133	U. S. Department of Health and Human Services	3071-CDC-1S/NC State	Luna Innovations, Inc.
93	I	N	17,146	U. S. Department of Health and Human Services	310288	Albert Einstein Coll
93	I	N	45,686	U. S. Department of Health and Human Services	3210515144	Hospital Sick Childr
93	I	N	5,999	U. S. Department of Health and Human Services	328	Univ MD-Baltimore
93	I	N	54,248	U. S. Department of Health and Human Services	33	Natl Enviro Hlt Asso
93	I	N	9,363	U. S. Department of Health and Human Services	33001	Wake Forest Univ
93	I	N	-1,448	U. S. Department of Health and Human Services	383-4542	Duke Univ
93	I	N	2,464	U. S. Department of Health and Human Services	40-4113/UNC-3	Nat Bureau Econ Res
93	I	N	16,689	U. S. Department of Health and Human Services	40142S03133	Mathematica Pol Res
93	I	N	3,688	U. S. Department of Health and Human Services	40283S03546	Mathematica Pol Res
93	I	N	-3,215	U. S. Department of Health and Human Services	431630-19467	Virginia Polytechnic Inst
93	I	N	13,530	U. S. Department of Health and Human Services	451	Assc Univ Ctr Disab
93	I	N	420	U. S. Department of Health and Human Services	4549	Mcking Consult Corp
93	I	N	6,846	U. S. Department of Health and Human Services	5-20560	Scripps Resch Inst
93	I	N	48,298	U. S. Department of Health and Human Services	5-312-0213462-5	RTI Rsch Triangle In
93	I	N	14,011	U. S. Department of Health and Human Services	5-50682	Scripps Rsch Institu
93	I	N	-1,424	U. S. Department of Health and Human Services	5-P01-HL087203-	Beth Israel Deacon M
93	I	N	128,653	U. S. Department of Health and Human Services	5006842 SERV	Tufts Univ
93	I	N	47,541	U. S. Department of Health and Human Services	576652	Univ of Wash-Seattle
93	I	N	7,622	U. S. Department of Health and Human Services	5U10 HD040492	Duke Univ
93	I	N	45,888	U. S. Department of Health and Human Services	6-312-0213462-5	RTI Rsch Triangle In
93	I	N	27,933	U. S. Department of Health and Human Services	60032976-UMN	Northwestern U Traf
93	I	N	5,000	U. S. Department of Health and Human Services	63111	RTI Rsch Triangle In
93	I	N	37,911	U. S. Department of Health and Human Services	632369	Jackson State Univ
93	I	N	133,038	U. S. Department of Health and Human Services	66102700414-04U	Univ Miss Med Ctr
93	I	N	43,257	U. S. Department of Health and Human Services	6671S00150	Mathematica Pol Res
93	I	N	31,045	U. S. Department of Health and Human Services	7-312-0213462-5	RTI Rsch Triangle In
93	I	N	267,718	U. S. Department of Health and Human Services	724840	Fred Hutchinsn Can
93	I	N	7,636	U. S. Department of Health and Human Services	758997	Univ of Wash-Seattle
93	I	N	105,126	U. S. Department of Health and Human Services	8-49462	Mcmaster Univ
93	I	N	-5,934	U. S. Department of Health and Human Services	8502-90010-6	Johns Hopkins Univ
93	I	N	168,441	U. S. Department of Health and Human Services	861/0080.0016	Family Health Intn
93	I	N	656	U. S. Department of Health and Human Services	888-11-16-04	RTI Rsch Triangle In
93	I	N	479,332	U. S. Department of Health and Human Services	888-11-16-04 1-	RTI Rsch Triangle In

**SCHEDULE OF EXPENDITURES OF FEDERAL AWARDS (DETAIL)**

For the Fiscal Year Ended June 30, 2014

<b>Federal CFDA Number</b>	<b>Direct/ Indirect</b>	<b>ARRA</b>	<b>Program Expenditures</b>	<b>CFDA Program Title</b>	<b>Pass-Through Number</b>	<b>Pass-Through Entity Name</b>
93	I	N	218	U. S. Department of Health and Human Services	888-11-16-04/2-	RTI Rsch Triangle In
93	I	N	48,749	U. S. Department of Health and Human Services	89369 / HHSN275200900019C	Res. Fdn. For Mental Hygiene
93	I	N	175,517	U. S. Department of Health and Human Services	8977-S-003	Westat
93	I	N	61,905	U. S. Department of Health and Human Services	9-312-0212791-5	RTI Rsch Triangle In
93	I	N	39,466	U. S. Department of Health and Human Services	9-312-0212791/8	RTI Rsch Triangle In
93	I	N	5,167	U. S. Department of Health and Human Services	9-526-1660	Albert Einstein Coll
93	I	N	41,829	U. S. Department of Health and Human Services	951193RSUB	Children's Hosp Phi
93	I	N	8,850	U. S. Department of Health and Human Services	960475RSUB	Children's Hosp Phi
93	I	N	-1,416	U. S. Department of Health and Human Services	972	Family Health Intrn
93	I	N	26,725	U. S. Department of Health and Human Services	972/0080.0174	Family Health Intrn
93	I	N	38,963	U. S. Department of Health and Human Services	987.02935.003	Amer Inst For Rsch
93	I	N	195,519	U. S. Department of Health and Human Services	A56711/29XS126	Leidos Biomedical
93	I	N	587,500	U. S. Department of Health and Human Services	A56768/29XS126	Leidos Biomedical
93	I	N	21,009	U. S. Department of Health and Human Services	AI15416	Univ Calif-San Franc
93	I	N	138,073	U. S. Department of Health and Human Services	CA098543	Children's Hosp Phi
93	I	N	1,000	U. S. Department of Health and Human Services	CRB-UCLA1-S-10-	Social & Scientific
93	I	N	5,591	U. S. Department of Health and Human Services	DD000761	Am Thromb Hemo Netw
93	I	N	33	U. S. Department of Health and Human Services	DK063455	Univ of Michigan
93	I	N	139	U. S. Department of Health and Human Services	FD003516	Boston Univ
93	I	N	12,508	U. S. Department of Health and Human Services	FP00013013-SUB3	Children's Hosp Phi
93	I	N	167,806	U. S. Department of Health and Human Services	FY12.219.003/2-	Univ of Colorado
93	I	N	75,515	U. S. Department of Health and Human Services	GLNE 010	Univ of Michigan
93	I	N	17,820	U. S. Department of Health and Human Services	GS 23F-0024M	Hager Sharp Inc
93	I	N	7,420	U. S. Department of Health and Human Services	HD040492	Duke Univ Med Ctr
93	I	N	-3,424	U. S. Department of Health and Human Services	HHSN2002009F310	Scimetrika
93	I	N	-35	U. S. Department of Health and Human Services	HHSN26120062200	H Lee Moffitt Cancer
93	I	N	84,398	U. S. Department of Health and Human Services	HHSN272201000053C	Duke Univ Medical Ctr
93	I	N	2,906	U. S. Department of Health and Human Services	HL27520	Duke Univ
93	I	N	71,801	U. S. Department of Health and Human Services	LSBPO1229	Lifesource Biomedical
93	I	N	35,397	U. S. Department of Health and Human Services	M60-NC-075-1101	Inst Clinical Rsch
93	I	N	9,114	U. S. Department of Health and Human Services	MH090833	Brain Plasticity
93	I	N	1,763,982	U. S. Department of Health and Human Services	N/A	Academyhealth
93	I	N	30	U. S. Department of Health and Human Services	N01-WH-4-4221/3	Wake F Univ Sch Med
93	I	N	14,080	U. S. Department of Health and Human Services	NS026835	Emmes Corporation
93	I	N	36,153	U. S. Department of Health and Human Services	P2011-0026	Childrens Hospital Los Angeles
93	I	N	5,355	U. S. Department of Health and Human Services	PHR-SSS-P-13-00	Social & Scientific
93	I	N	12,177	U. S. Department of Health and Human Services	PHR-SSS-S-13-00	Social & Scientific
93	I	N	217	U. S. Department of Health and Human Services	PHR-SUPS2-S-11-	Social & Scientific
93	I	N	20,368	U. S. Department of Health and Human Services	PO #400031414	GE Global Research
93	I	N	19,896	U. S. Department of Health and Human Services	PO 1568 G NA643	Emmes Corporation
93	I	N	109,959	U. S. Department of Health and Human Services	PO# 7810-96242	Johns Hopkins Univ
93	I	N	73	U. S. Department of Health and Human Services	PO# V399454/Y43	Univ of Arizona
93	I	N	-3	U. S. Department of Health and Human Services	PO#3416088/2057	Mass Gen Hosp
93	I	N	68,837	U. S. Department of Health and Human Services	PO#P0007321/N01	Jackson State Univ
93	I	N	1,541	U. S. Department of Health and Human Services	PROTOCOL 0903 P	Nat Marrow Donor Prg
93	I	N	92	U. S. Department of Health and Human Services	S683870	Emory Univ
93	I	N	58	U. S. Department of Health and Human Services	S722093	Emory Univ
93	I	N	-89	U. S. Department of Health and Human Services	SR00002217	Univ MD-Baltimore
93	I	N	43,796	U. S. Department of Health and Human Services	TFED29-117	NSABP Fdn
93	I	N	4,425	U. S. Department of Health and Human Services	U01DK065176	Duke Univ Med Ctr
93	I	N	945	U. S. Department of Health and Human Services	U10CA095861	Children's Hosp Phi

**SCHEDULE OF EXPENDITURES OF FEDERAL AWARDS (DETAIL)**

For the Fiscal Year Ended June 30, 2014

<b>Federal CFDA Number</b>	<b>Direct/ Indirect</b>	<b>ARRA</b>	<b>Program Expenditures</b>	<b>CFDA Program Title</b>	<b>Pass-Through Number</b>	<b>Pass-Through Entity Name</b>
93	I	N	20,482	U. S. Department of Health and Human Services	UNC 01/HHSN2712	Feinstein Inst Med R
93	I	N	351,766	U. S. Department of Health and Human Services	UNC-14005-002-0	Advan Bioscience Lab
93	I	N	-14	U. S. Department of Health and Human Services	US001-000025616	Battelle
93	I	Y	-43	ARRA - U. S. Department of Health and Human Services	10ST1086	Saic-Frederick Inc
93	I	Y	90,783	ARRA - U. S. Department of Health and Human Services	12XS457	Leidos Biomedical
93	I	Y	51,537	ARRA - U. S. Department of Health and Human Services	13XS132ST	Saic-Frederick Inc
93	I	Y	379	ARRA - U. S. Department of Health and Human Services	5-312-0210837	RTI
93	I	Y	-2,776	ARRA - U. S. Department of Health and Human Services	CRB-DCR01-S-09-	Social & Scientific
93	I	Y	5,361	ARRA - U. S. Department of Health and Human Services	X13-1092/PO13ST	Saic-Frederick Inc
93.043	I	N	16,637	Special Programs for the Aging-Title III, Part D-Disease Prevention and Health Promotion Services	M60-NC-075-1101	Inst Clinical Rsch
93.051	D	N	24,391	Alzheimer's Disease Demonstration Grants to States		
93.061	D	N	415,726	Innovations in Applied Public Health Research		
93.061	D	Y	7,334	ARRA - Innovations in Applied Public Health Research		
93.067	D	N	2,315,916	Global AIDS		
93.067	I	N	2,537,519	Global AIDS	41991	Infect Diseas Zambia
93.067	I	N	973,062	Global AIDS	N/A	Uni Malawi Colle Mec
93.068	I	N	83,058	Chronic Diseases: Research, Control, and Preventior	N/A	Arthritis Fdn
93.069	D	N	167,545	Public Health Emergency Preparedness		
93.073	D	N	1,184,804	Birth Defects and Developmental Disabilities-Prevention and Surveillance		
93.077	D	N	4,020,584	Family Smoking Prevention and Tobacco Control Act Regulatory Research		
93.077	I	N	31,560	Family Smoking Prevention and Tobacco Control Act Regulatory Research	110464	Wake Forest Univ
93.086	D	N	16	Healthy Marriage Promotion and Responsible Fatherhood Grant		
93.088	D	N	61,712	Advancing System Improvements to Support Targets for Healthy People 2010		
93.103	D	N	548,433	Food and Drug Administration-Research		
93.103	I	N	-139	Food and Drug Administration-Research	559467	Univ of Pennsylvania
93.107	D	N	919,482	Area Health Education Centers Point of Service Maintenance and Enhancement Awards		
93.110	D	N	3,208,985	Maternal and Child Health Federal Consolidated Program:		
93.110	I	N	-448	Maternal and Child Health Federal Consolidated Program:	4407-UNC-DHHS-1	Penn State Univ
93.110	I	N	-17,366	Maternal and Child Health Federal Consolidated Program:	H30MC24046-01	Hemoph. of Georgia
93.110	I	N	99,482	Maternal and Child Health Federal Consolidated Program:	H30MC24046-02	Hemoph. of Georgia
93.113	D	N	11,330,383	Environmental Health		
93.113	I	N	18,056	Environmental Health	0255-9994-4609	Mt Sinai Sch of Med
93.113	I	N	50,639	Environmental Health	11-NIH-1002	Duke Univ Med Ctr
93.113	I	N	49,317	Environmental Health	2001627675	Johns Hopkins Univ
93.113	I	N	6,251	Environmental Health	416310-G/5-2913	Univ of Rochester
93.113	I	N	80,625	Environmental Health	542	Brown Univ
93.113	I	N	301,615	Environmental Health	5R01ES014065-08/NCSU	Mount Desert Island Bio Lab.
93.113	I	N	8,214	Environmental Health	H48496	Univ Southern Califc
93.113	I	N	16,383	Environmental Health	N/A	Biodeptronix LLC
93.113	I	N	51,838	Environmental Health	PO 753538/2331	Henry M Jackson Fdn
93.113	I	N	6,548	Environmental Health	PO#50018343	Univ Southern Califc
93.113	I	N	-5,558	Environmental Health	SC6555950/02559	Mt Sinai Sch of Med
93.113	I	N	21,149	Environmental Health	T133135	Emory Univ
93.113	I	N	-23	Environmental Health	UNC-1R43ES02063	Scikon Innovations
93.113	I	N	111,619	Environmental Health	UNCES019672	Penn State Univ
93.117	D	N	277,168	Preventive Medicine and Public Health Residency Training Program, Integrative Medicine Program, and National Coordinating Center for Integrative Medicine		
93.121	D	N	10,878,272	Oral Diseases and Disorders Research		
93.121	I	N	72,837	Oral Diseases and Disorders Research	000407304-001	Univ of Alabama
93.121	I	N	69,657	Oral Diseases and Disorders Research	000412838-011	Univ of Alabama-Birm

**SCHEDULE OF EXPENDITURES OF FEDERAL AWARDS (DETAIL)**

For the Fiscal Year Ended June 30, 2014

<b>Federal CFDA Number</b>	<b>Direct/ Indirect</b>	<b>ARRA</b>	<b>Program Expenditures</b>	<b>CFDA Program Title</b>	<b>Pass-Through Number</b>	<b>Pass-Through Entity Name</b>
93.121	I	N	16,670	Oral Diseases and Disorders Research	018106-UNC2410	Forsyth Institute
93.121	I	N	-37,064	Oral Diseases and Disorders Research	10252SUB	Seattle Chld Hosp
93.121	I	N	14,435	Oral Diseases and Disorders Research	10416SUB	Seattle Chld Hosp
93.121	I	N	3,841	Oral Diseases and Disorders Research	10673SUB	Seattle Chld Hosp
93.121	I	N	13,035	Oral Diseases and Disorders Research	10829SUB	Seattle Chld Hosp
93.121	I	N	1,473	Oral Diseases and Disorders Research	10830SUB	Seattle Chld Hosp
93.121	I	N	113,202	Oral Diseases and Disorders Research	29070010-0003	Methodist Hosp Rsc I
93.121	I	N	75,091	Oral Diseases and Disorders Research	3002885068	Univ of Michigan
93.121	I	N	-1,386	Oral Diseases and Disorders Research	85285270X110360	Healthpartners
93.121	I	N	38,114	Oral Diseases and Disorders Research	F6570-05	New York Univ
93.121	I	N	10,048	Oral Diseases and Disorders Research	F6934-02	New York Univ
93.121	I	N	-2,975	Oral Diseases and Disorders Research	FY13.236.001	Univ of Colorado
93.121	I	N	-16	Oral Diseases and Disorders Research	HS2356	Tufts Univ
93.121	I	N	125,107	Oral Diseases and Disorders Research	N/A	3DMD LLC
93.121	I	N	1,038	Oral Diseases and Disorders Research	OGMB101066 UNC	Univ of Louisville
93.121	I	N	18,696	Oral Diseases and Disorders Research	P002625101	Univ of Minnesota
93.121	I	N	1,281	Oral Diseases and Disorders Research	R01DE018184	Beth Israel Deacon M
93.127	D	N	153,917	Emergency Medical Services for Children		
93.135	D	N	3,080,605	Centers for Research and Demonstration for Health Promotion and Disease Prevention		
93.135	I	N	3,239	Centers for Research and Demonstration for Health Promotion and Disease Prevention	416008-G	Univ of Rochester
93.135	I	N	195,684	Centers for Research and Demonstration for Health Promotion and Disease Prevention	99-S132303	Texas A&M Univ
93.136	D	N	2,027,229	Injury Prevention and Control Research and State and Community Based Program:		
93.136	I	N	42,084	Injury Prevention and Control Research and State and Community Based Program:	661	Pacific Inst Resch
93.143	D	N	2,355,624	NIEHS Superfund Hazardous Substances-Basic Research and Education		
93.145	I	N	-811	AIDS Education and Training Centers	S847086	Emory Univ
93.145	I	N	462	AIDS Education and Training Centers	S847121	Emory Univ
93.145	I	N	622	AIDS Education and Training Centers	S922944	Emory Univ
93.145	I	N	153,070	AIDS Education and Training Centers	T066365	Emory Univ
93.145	I	N	16,983	AIDS Education and Training Centers	T066366	Emory Univ
93.153	I	N	8,460	Coordinated Services and Access to Research for Women, Infants, Children, and Youth	309-0025	Duke Univ Med Ctr
93.153	I	N	12,813	Coordinated Services and Access to Research for Women, Infants, Children, and Youth	309-0026	Duke Univ Med Ctr
93.153	I	N	57,366	Coordinated Services and Access to Research for Women, Infants, Children, and Youth	309-0032	Duke Univ Med Ctr
93.153	I	N	59,280	Coordinated Services and Access to Research for Women, Infants, Children, and Youth	309-0033	Duke Univ Med Ctr
93.155	D	N	1,241,648	Rural Health Research Centers		
93.155	I	N	4,395	Rural Health Research Centers	N/A	Natl Rural Hlth Assn
93.172	D	N	8,057,453	Human Genome Research		
93.172	I	N	125,663	Human Genome Research	12-NIH-1104	Duke Univ Med Ctr
93.172	I	N	25,951	Human Genome Research	13-NIH-1083	Duke Univ
93.172	I	N	90,077	Human Genome Research	1440 G PA513	Univ of Cal-LA
93.172	I	N	-206	Human Genome Research	203-1625	Duke Univ
93.172	I	N	-1,900	Human Genome Research	203-1628	Duke Univ
93.172	I	N	25,103	Human Genome Research	64780	Louisiana State Univ
93.173	D	N	3,284,806	Research Related to Deafness and Communication Disorders		
93.173	I	N	15,615	Research Related to Deafness and Communication Disorders	1000664992	Univ of Iowa
93.173	I	N	21,067	Research Related to Deafness and Communication Disorders	210-1096387-58164	State Univ of New York



**SCHEDULE OF EXPENDITURES OF FEDERAL AWARDS (DETAIL)**

For the Fiscal Year Ended June 30, 2014

<b>Federal CFDA Number</b>	<b>Direct/ Indirect</b>	<b>ARRA</b>	<b>Program Expenditures</b>	<b>CFDA Program Title</b>	<b>Pass-Through Number</b>	<b>Pass-Through Entity Name</b>
93.173	I	N	48,818	Research Related to Deafness and Communication Disorders	40966974	Univ Southern Califc
93.173	I	N	62,544	Research Related to Deafness and Communication Disorders	SP0012457	Northwestern Univ
93.173	I	N	141,613	Research Related to Deafness and Communication Disorders	W000501755	Univ of Iowa
93.178	D	N	203,324	Nursing Workforce Diversity		
93.184	I	N	16,361	Disabilities Prevention	2011-06586-02-0	Univ of Ill-Chicago
93.184	I	N	188,784	Disabilities Prevention	ATHN2011001-IVN	Am Thromb Hemo Netw
93.186	D	N	266,675	National Research Service Award in Primary Care Medicine		
93.213	D	N	1,218,503	Research and Training in Complementary and Alternative Medicine		
93.225	D	N	477,656	National Research Service Awards-Health Services Research Training		
93.226	D	N	3,063,912	Research on Healthcare Costs, Quality and Outcomes		
93.226	I	N	1,424	Research on Healthcare Costs, Quality and Outcomes	2011-05887-10-0	Univ of Ill-Chicago
93.226	I	N	29,200	Research on Healthcare Costs, Quality and Outcomes	2039720	Duke Univ
93.226	I	N	27	Research on Healthcare Costs, Quality and Outcomes	A07706 (M10A104	Yale Univ
93.226	I	N	18,193	Research on Healthcare Costs, Quality and Outcomes	SP0025667-PROJ0	Northwestern U Traf
93.233	I	N	32,735	National Center on Sleep Disorders Research	106777	Brigham Women's Hosp
93.241	I	N	39,743	State Rural Hospital Flexibility Program	P000577701	Univ of Minnesota
93.241	I	N	179,206	State Rural Hospital Flexibility Program	P004027953	Univ of Minnesota
93.242	D	N	20,726,135	Mental Health Research Grants		
93.242	I	N	17,642	Mental Health Research Grants	1 (GG005538)	Trust Columbia Univ NY
93.242	I	N	454,304	Mental Health Research Grants	10-NIH-1045	Duke Univ
93.242	I	N	22,159	Mental Health Research Grants	104624	Brigham Women's Hosp
93.242	I	N	45,897	Mental Health Research Grants	13-2194	Caktus Consulting Gr
93.242	I	N	42,214	Mental Health Research Grants	14-2455/PO#3171	Univ of S Carolina
93.242	I	N	-2,019	Mental Health Research Grants	153844/303-1236	Duke Univ
93.242	I	N	133,067	Mental Health Research Grants	1R01MH100628-01	Rush Med College
93.242	I	N	265,026	Mental Health Research Grants	2 (GG005538)	Columbia Univ
93.242	I	N	73,602	Mental Health Research Grants	2000 G NF 192	Univ Cal Los Angeles
93.242	I	N	237,832	Mental Health Research Grants	2001590660	Johns Hopkins Univ
93.242	I	N	-1,761	Mental Health Research Grants	2001799974	Johns Hopkins Univ
93.242	I	N	106,471	Mental Health Research Grants	2001805606	Johns Hopkins Univ
93.242	I	N	31,007	Mental Health Research Grants	2001962149	Johns Hopkins Univ
93.242	I	N	113,832	Mental Health Research Grants	2011-2596	Univ Calif-Irvine
93.242	I	N	-199	Mental Health Research Grants	203-0140	Duke Univ
93.242	I	N	27,893	Mental Health Research Grants	203-1144	Duke Univ Med Ctr
93.242	I	N	9,540	Mental Health Research Grants	203-1284	Duke Univ
93.242	I	N	83,536	Mental Health Research Grants	203-1993	Duke Univ Med Ctr
93.242	I	N	4,539	Mental Health Research Grants	2039425	Duke Univ Med Ctr
93.242	I	N	25,059	Mental Health Research Grants	23650-115782	Harvard Univ
93.242	I	N	71,511	Mental Health Research Grants	416351	Univ of Rochester
93.242	I	N	13,166	Mental Health Research Grants	495K250	Univ Wisconsin-Madis
93.242	I	N	19,530	Mental Health Research Grants	580	Pacific Inst Resch
93.242	I	N	353,886	Mental Health Research Grants	60091569-24813-	Stanford Univ
93.242	I	N	131,541	Mental Health Research Grants	66911R	Univ of Miami
93.242	I	N	11,833	Mental Health Research Grants	699	Pacific Inst Resch
93.242	I	N	6,619	Mental Health Research Grants	H39736	Univ Southern Califc
93.242	I	N	28,302	Mental Health Research Grants	IN4687096UNC	Indiana Univ
93.242	I	N	33,997	Mental Health Research Grants	M12A11109 (A082	Yale Univ
93.242	I	N	170,220	Mental Health Research Grants	N/A	Jericho Sciences
93.242	I	N	8,884	Mental Health Research Grants	PD301397-SC1018	VA Commonwealth Univ
93.242	I	N	3,506	Mental Health Research Grants	PD303148-SC1045	VA Commonwealth Univ
93.242	I	N	7,571	Mental Health Research Grants	PO#2001591772	Johns Hopkins Univ

**SCHEDULE OF EXPENDITURES OF FEDERAL AWARDS (DETAIL)**

For the Fiscal Year Ended June 30, 2014

<b>Federal CFDA Number</b>	<b>Direct/ Indirect</b>	<b>ARRA</b>	<b>Program Expenditures</b>	<b>CFDA Program Title</b>	<b>Pass-Through Number</b>	<b>Pass-Through Entity Name</b>
93.242	I	N	1,768	Mental Health Research Grants	PO#2001624376	Johns Hopkins Univ
93.242	I	N	19,909	Mental Health Research Grants	PO#2001624377	Johns Hopkins Univ
93.242	I	N	110,138	Mental Health Research Grants	PO#2001624432	Johns Hopkins Univ
93.242	I	N	-5,170	Mental Health Research Grants	S940547	Emory Univ
93.242	I	N	161,160	Mental Health Research Grants	SP0014522-PROJ0	Northwestern U Traf
93.242	I	N	98,861	Mental Health Research Grants	T073485	Emory Univ
93.242	I	N	27,585	Mental Health Research Grants	WFUHS 10075	Wake Forest Univ Sch Med
93.242	I	N	35,240	Mental Health Research Grants	WU-12-280/PO 29	Wash Univ-St Louis
93.243	D	N	135,075	Substance Abuse and Mental Health Services-Projects of Regional and National Significance		
93.243	I	N	19,068	Substance Abuse and Mental Health Services-Projects of Regional and National Significance	FY12.525.003	Univ of Colorado
93.243	I	N	-205	Substance Abuse and Mental Health Services-Projects of Regional and National Significance	M13A11406(A0874	Yale Univ
93.243	I	N	30,322	Substance Abuse and Mental Health Services-Projects of Regional and National Significance	M13A11521 (A090	Yale Univ
93.243	I	N	13,386	Substance Abuse and Mental Health Services-Projects of Regional and National Significance	N/A	Cincinnati Behav Hlt
93.247	D	N	288,551	Advanced Nursing Education Grant Program		
93.262	D	N	1,691,092	Occupational Safety and Health Program		
93.262	I	N	3,485	Occupational Safety and Health Program	10-597-UNC	West Virginia Univ
93.262	I	N	-183	Occupational Safety and Health Program	3049024630-12-6	Univ Kentucky Res Fdn
93.262	I	N	-5	Occupational Safety and Health Program	3049024994-13-1	Univ Kentucky Res Fdn
93.262	I	N	106,967	Occupational Safety and Health Program	431639-19070	Virginia Polytechnic Inst
93.262	I	N	-3,036	Occupational Safety and Health Program	729856	Univ of Wash-Seattle
93.262	I	N	-27	Occupational Safety and Health Program	W000217890	Univ of Iowa
93.272	D	N	400	Alcohol National Research Service Awards for Research Training		
93.273	D	N	12,250,526	Alcohol Research Programs		
93.273	I	N	40,097	Alcohol Research Programs	1-312-0212210-5	RTI
93.273	I	N	19,069	Alcohol Research Programs	14-NIH-1043	Duke Univ
93.273	I	N	3,306	Alcohol Research Programs	203-2467	Duke Univ Med Ctr
93.273	I	N	17,970	Alcohol Research Programs	203-3075	Duke Univ
93.273	I	N	38,270	Alcohol Research Programs	406-SUB	Cleveland Clinic Fdr
93.273	I	N	81,053	Alcohol Research Programs	55478	Binghamton Univ
93.273	I	N	28,138	Alcohol Research Programs	GG005688/539716	Columbia Univ
93.276	I	N	4,963	Drug-Free Communities Support Program Grants	UNCW Crossroads	Coastal Horizons Center Inc
93.279	D	N	11,337,462	Drug Abuse and Addiction Research Programs		
93.279	I	N	44,537	Drug Abuse and Addiction Research Programs	1-312-0213082/8	RTI Rsch Triangle In
93.279	I	N	14,786	Drug Abuse and Addiction Research Programs	1550335	Univ of Colorado
93.279	I	N	109,606	Drug Abuse and Addiction Research Programs	1R41DA032293 UN	Algnomics Inc
93.279	I	N	33,538	Drug Abuse and Addiction Research Programs	2001868942	Johns Hopkins Univ
93.279	I	N	25,160	Drug Abuse and Addiction Research Programs	2002156869	Johns Hopkins Univ
93.279	I	N	-67	Drug Abuse and Addiction Research Programs	203-1179	Duke Univ
93.279	I	N	9,548	Drug Abuse and Addiction Research Programs	203-1519	Duke Univ
93.279	I	N	50,086	Drug Abuse and Addiction Research Programs	710-9833-8985	Miriam Hospital
93.279	I	N	8,474	Drug Abuse and Addiction Research Programs	8591	Univ MD-Baltimore
93.279	I	N	-1,019	Drug Abuse and Addiction Research Programs	P24919-00	Texas Christian Univ
93.279	I	N	45,256	Drug Abuse and Addiction Research Programs	PO#SR00000878	Univ MD-Baltimore
93.279	I	N	84,624	Drug Abuse and Addiction Research Programs	PO#SR00002140	Univ MD-Baltimore
93.279	I	N	506,425	Drug Abuse and Addiction Research Programs	UF12269	Univ of Florida
93.279	I	N	-2	Drug Abuse and Addiction Research Programs	Z028101	Univ MD College Park
93.282	D	N	87,621	Mental Health National Research Service Awards for Research Training		

**SCHEDULE OF EXPENDITURES OF FEDERAL AWARDS (DETAIL)**

For the Fiscal Year Ended June 30, 2014

<b>Federal CFDA Number</b>	<b>Direct/ Indirect</b>	<b>ARRA</b>	<b>Program Expenditures</b>	<b>CFDA Program Title</b>	<b>Pass-Through Number</b>	<b>Pass-Through Entity Name</b>
93.283	D	N	2,255,820	Center for Disease Control and Prevention-Investigations and Technical Assistance		
93.283	I	N	29,704	Center for Disease Control and Prevention-Investigations and Technical Assistance	16011-1 55	State&Territ Hlth of
93.283	I	N	18,138	Center for Disease Control and Prevention-Investigations and Technical Assistance	16011/PO2220	State&Territ Hlth of
93.283	I	N	14,540	Center for Disease Control and Prevention-Investigations and Technical Assistance	2R44DP003101-02	3C Inst Social Dev
93.283	I	N	81,873	Center for Disease Control and Prevention-Investigations and Technical Assistance	3003045753	Univ of Michigan
93.283	I	N	-1,590	Center for Disease Control and Prevention-Investigations and Technical Assistance	N/A	Uni Del Valle Guatem
93.283	I	N	1,600	Center for Disease Control and Prevention-Investigations and Technical Assistance	S3810-26/28	Assoc Sch Pub Health
93.286	D	N	3,615,632	Discovery and Applied Research for Technological Innovations to Improve Human Health		
93.286	I	N	104,907	Discovery and Applied Research for Technological Innovations to Improve Human Health	106368	Brigham Women's Hosp
93.286	I	N	36,120	Discovery and Applied Research for Technological Innovations to Improve Human Health	106370	Brigham Women's Hosp
93.286	I	N	132,033	Discovery and Applied Research for Technological Innovations to Improve Human Health	1106149	Univ NY Stony Brook
93.286	I	N	6,466	Discovery and Applied Research for Technological Innovations to Improve Human Health	13-1854	Cell Microsystems
93.286	I	N	1,750	Discovery and Applied Research for Technological Innovations to Improve Human Health	1548043 PO 1000030517	Univ of Colorado-Boulder
93.286	I	N	123,622	Discovery and Applied Research for Technological Innovations to Improve Human Health	1550237/PO# 1000209323	Univ of Colorado-Boulder
93.286	I	N	-2	Discovery and Applied Research for Technological Innovations to Improve Human Health	21135-S1	Vanderbilt Univ Med C
93.286	I	N	67,340	Discovery and Applied Research for Technological Innovations to Improve Human Health	2186-016377	Vanderbilt Univ Med C
93.286	I	N	39,664	Discovery and Applied Research for Technological Innovations to Improve Human Health	4/PO#1346727	ME College of Wi
93.286	I	N	118,359	Discovery and Applied Research for Technological Innovations to Improve Human Health	80451	Louisiana State Univ
93.286	I	N	44,663	Discovery and Applied Research for Technological Innovations to Improve Human Health	K000688-00-S03	Kitware Inc
93.286	I	N	29,998	Discovery and Applied Research for Technological Innovations to Improve Human Health	K000792-00-S01	Kitware Inc
93.286	I	N	43,025	Discovery and Applied Research for Technological Innovations to Improve Human Health	R-12-0122	Univ of Houston
93.292	I	N	370	National Public Health Improvement Initiative	N/A	Asso Matern Chld Hlt
93.300	D	N	144,972	National Center for Health Workforce Analysis		
93.300	I	N	38,808	National Center for Health Workforce Analysis	4743-01	Hlth Research Inc
93.307	D	N	2,476,147	Minority Health and Health Disparities Research		
93.307	I	N	18,716	Minority Health and Health Disparities Research	117634/117635	Wake Forest Hlth Sci
93.307	I	N	21,242	Minority Health and Health Disparities Research	3002987899	Univ of Michigan
93.307	I	N	43,989	Minority Health and Health Disparities Research	HU-140004	Hampton Univ
93.307	I	N	50	Minority Health and Health Disparities Research	WFUHS12742	Wake Forest Univ
93.310	D	N	3,245,331	Trans-NIH Research Support		
93.310	I	N	315,636	Trans-NIH Research Support	148614.5030571.	Harvard Med Sch
93.310	I	N	57,112	Trans-NIH Research Support	557217	Univ of Pennsylvania
93.350	D	N	12,529,578	National Center for Advancing Translational Sciences		

## SCHEDULE OF EXPENDITURES OF FEDERAL AWARDS (DETAIL)

For the Fiscal Year Ended June 30, 2014

Federal CFDA Number	Direct/ Indirect	ARRA	Program Expenditures	CFDA Program Title	Pass-Through Number	Pass-Through Entity Name
93.351	D	N	2,453,642	Research Infrastructure Programs		
93.351	I	N	47,306	Research Infrastructure Programs	K000786-00-S04	Kitware Inc
93.358	D	N	368,127	Advanced Education Nursing Traineeships		
93.359	D	N	133,538	Nurse Education, Practice Quality and Retention Grants		
93.361	D	N	3,157,524	Nursing Research		
93.361	I	N	159,893	Nursing Research	0255-5071-4609	Mt Sinai Sch of Med
93.361	I	N	69,630	Nursing Research	2039778	Duke Univ
93.361	I	N	29,229	Nursing Research	560124	Univ of Pennsylvania
93.361	I	N	-235	Nursing Research	8736	Univ of Pittsburgh
93.389	D	N	4,175	National Center for Research Resources		
93.393	D	N	15,234,409	Cancer Cause and Prevention Research		
93.393	I	N	21,594	Cancer Cause and Prevention Research	0255-6601-4609	Mt Sinai Sch of Med
93.393	I	N	39,907	Cancer Cause and Prevention Research	10-16373-99-01-	H Lee Moffitt Cancer
93.393	I	N	1,401	Cancer Cause and Prevention Research	10-1791/PO#30442	Univ of S. Carolina
93.393	I	N	361	Cancer Cause and Prevention Research	1156407	Dana-Farber Cancer
93.393	I	N	-1,517	Cancer Cause and Prevention Research	1156408	Dana-Farber Cancer
93.393	I	N	19,069	Cancer Cause and Prevention Research	12-00223/PO# M130035149	NYU School of Medicine
93.393	I	N	33,210	Cancer Cause and Prevention Research	13-194	Arizona State Univ
93.393	I	N	3,280	Cancer Cause and Prevention Research	150159.5077497.	Harvard Univ
93.393	I	N	-1,395	Cancer Cause and Prevention Research	151256/151249	Univ of Tex San Anto
93.393	I	N	42,241	Cancer Cause and Prevention Research	2001659822	Johns Hopkins Univ
93.393	I	N	-1,542	Cancer Cause and Prevention Research	2012101784	Group Health Cooper
93.393	I	N	12,620	Cancer Cause and Prevention Research	203-0297	Duke Univ
93.393	I	N	4,284	Cancer Cause and Prevention Research	3001476655	Univ of Michigan
93.393	I	N	54,921	Cancer Cause and Prevention Research	44706-D	Univ of Chicago
93.393	I	N	-47,341	Cancer Cause and Prevention Research	55-8002-01	Roswell Park Canc In
93.393	I	N	-407	Cancer Cause and Prevention Research	55-8003-01	Roswell Park Canc In
93.393	I	N	181	Cancer Cause and Prevention Research	55-8004-01	Roswell Park Canc In
93.393	I	N	4	Cancer Cause and Prevention Research	55-8006-01	Roswell Park Canc In
93.393	I	N	69,976	Cancer Cause and Prevention Research	63014976	Mayo Clinic Rocheste
93.393	I	N	46,568	Cancer Cause and Prevention Research	63172415	Mayo Clinic Rocheste
93.393	I	N	10,331	Cancer Cause and Prevention Research	66971E	Univ of Miami
93.393	I	N	3,444	Cancer Cause and Prevention Research	66971E/M174648	Univ of Miami
93.393	I	N	3,614	Cancer Cause and Prevention Research	721516	Fred Hutchinsn Can
93.393	I	N	956,185	Cancer Cause and Prevention Research	76-01	Roswell Park Canc In
93.393	I	N	27,502	Cancer Cause and Prevention Research	913	Dartmouth College
93.393	I	N	16,507	Cancer Cause and Prevention Research	BD515011	Sloan-Kettering Inst
93.393	I	N	159	Cancer Cause and Prevention Research	BD515047	Sloan-Kettering Inst
93.393	I	N	180,356	Cancer Cause and Prevention Research	CA154292-02-UNC	Group Hlth Rsc Inst
93.393	I	N	354,392	Cancer Cause and Prevention Research	CA154292-03-UNC	Group Hlth Rsc Inst
93.393	I	N	40,926	Cancer Cause and Prevention Research	E0012914	Univ of Ill-Chicago
93.393	I	N	9,774	Cancer Cause and Prevention Research	N/A	Johns Hopkins Univ
93.393	I	N	5,570	Cancer Cause and Prevention Research	PO#63289767	Mayo Clinic Rocheste
93.393	I	N	48,500	Cancer Cause and Prevention Research	S898350	Emory Univ
93.393	I	N	52,611	Cancer Cause and Prevention Research	SP00011274-02	Georgia State Univ
93.393	I	N	28,452	Cancer Cause and Prevention Research	T020036	Emory Univ
93.393	I	N	356,276	Cancer Cause and Prevention Research	T072882	Emory Univ
93.393	I	N	20,896	Cancer Cause and Prevention Research	VUMC 42432	Vanderbilt U Med C
93.393	I	N	9,748	Cancer Cause and Prevention Research	WU-14-99	Wash Univ-St Louis
93.394	D	N	6,081,688	Cancer Detection and Diagnosis Research		
93.394	I	N	33,877	Cancer Detection and Diagnosis Research	108415	Brigham Women's Hosp

**SCHEDULE OF EXPENDITURES OF FEDERAL AWARDS (DETAIL)**

For the Fiscal Year Ended June 30, 2014

<b>Federal CFDA Number</b>	<b>Direct/ Indirect</b>	<b>ARRA</b>	<b>Program Expenditures</b>	<b>CFDA Program Title</b>	<b>Pass-Through Number</b>	<b>Pass-Through Entity Name</b>
93.394	I	N	13,518	Cancer Detection and Diagnosis Research	1138	Am Coll Radiol. Imag
93.394	I	N	54,822	Cancer Detection and Diagnosis Research	203-1797	Duke Univ Med Ctr
93.394	I	N	129,994	Cancer Detection and Diagnosis Research	3001861664	Univ of Michigan
93.394	I	N	-3,037	Cancer Detection and Diagnosis Research	3001988623	Univ of Michigan
93.394	I	N	2,748	Cancer Detection and Diagnosis Research	500220-78050	Northeastern Univ
93.394	I	N	6,434	Cancer Detection and Diagnosis Research	6970SC	Univ Calif San Franc
93.394	I	N	86,794	Cancer Detection and Diagnosis Research	FP056002	Univ of Chicago
93.394	I	N	67,997	Cancer Detection and Diagnosis Research	K000646-00-S01	Kitware Inc
93.394	I	N	66,939	Cancer Detection and Diagnosis Research	N/A	Morphormics Inc
93.394	I	N	15,614	Cancer Detection and Diagnosis Research	PO#2923047X/WU-	Wash Univ-St Louis
93.394	I	N	39,154	Cancer Detection and Diagnosis Research	VUMC 38860	Vanderbilt Univ Med C
93.394	I	N	-76,900	Cancer Detection and Diagnosis Research	WU-12-117/29173	Wash Univ-St Louis
93.394	I	N	114,932	Cancer Detection and Diagnosis Research	WU-13-68	Wash Univ-St Louis
93.394	I	N	381,268	Cancer Detection and Diagnosis Research	WU-14-111	Wash Univ-St Louis
93.395	D	N	8,170,938	Cancer Treatment Research		
93.395	I	N	231,930	Cancer Treatment Research	107938	Brigham Women's Hosp
93.395	I	N	4,870	Cancer Treatment Research	1R44CA174074-01	G1 One Therapeutics
93.395	I	N	1	Cancer Treatment Research	20737	Natl Chldhd Cncr Fdn
93.395	I	N	72,538	Cancer Treatment Research	310472	Albert Einstein Coll
93.395	I	N	6,940	Cancer Treatment Research	5R01CA133049-05	Mayo Clinic Rocheste
93.395	I	N	15,242	Cancer Treatment Research	60037258	Ohio State Univ
93.395	I	N	-9,261	Cancer Treatment Research	9-526-1913	Albert Einstein Coll
93.395	I	N	117,048	Cancer Treatment Research	A-13-0031	Zen - Bio, Inc
93.395	I	N	166,025	Cancer Treatment Research	N/A	Gynecologic Oncology
93.395	I	N	-4,019	Cancer Treatment Research	PD300629-SC1012	VA Commonwealth Univ
93.395	I	N	12,210	Cancer Treatment Research	PD300785-SC1051	VA Commonwealth Univ
93.396	D	N	8,759,144	Cancer Biology Research		
93.396	I	N	187,282	Cancer Biology Research	23-S142302	Texas A&M Univ
93.396	I	N	92,042	Cancer Biology Research	431769-19467	Virginia Polytechnic Inst
93.396	I	N	166,114	Cancer Biology Research	5600599560	Baylor Col Med
93.396	I	N	270,228	Cancer Biology Research	900807/RGC00000	UT Southwest Med Ctr
93.396	I	N	-3,540	Cancer Biology Research	GMO-900807	UT Southwest Med Ctr
93.397	D	N	13,015,889	Cancer Centers Support Grants		
93.397	I	N	2,668	Cancer Centers Support Grants	1230601	Dana-Farber Partners
93.397	I	N	5,740	Cancer Centers Support Grants	1231001	Dana-Farber Partners
93.397	I	N	36,110	Cancer Centers Support Grants	2000796704	Johns Hopkins Univ
93.397	I	N	665	Cancer Centers Support Grants	5U54CA142152-04	New Hanover Reg Med
93.398	D	N	5,585,543	Cancer Research Manpower		
93.399	D	N	-7,416	Cancer Control		
93.399	I	N	43,093	Cancer Control	439K331	Univ Wisconsin-Madis
93.399	I	N	13,706	Cancer Control	N/A	NSABP Fdn
93.399	I	N	20,283	Cancer Control	RES507599	Case Western Reserve
93.399	I	N	17,539	Cancer Control	RES508421	Case Western Reserve
93.414	I	Y	17,640	ARRA - State Primary Care Offices	DH140006001	Missouri Hlth Senior
93.505	I	N	14,327	Affordable Care Act (ACA) Maternal, Infant, and Early Childhood Home Visiting Program	14-07-5-01-078-	Montana St Governmen
93.510	D	N	807,484	Affordable Care Act (ACA) Primary Care Residency Expansion Program		
93.512	I	N	118,927	Affordable Care Act (ACA) Personal and Home Care Aide State Training Program (PHCAST)	N/A	Fdn Adv Hlth Prog
93.516	D	N	299,284	Affordable Care Act (ACA) Public Health Training Centers Program		
93.516	I	N	512	Affordable Care Act (ACA) Public Health Training Centers Program	730810	Univ of Wash-Seattle

**SCHEDULE OF EXPENDITURES OF FEDERAL AWARDS (DETAIL)**

For the Fiscal Year Ended June 30, 2014

<b>Federal CFDA Number</b>	<b>Direct/ Indirect</b>	<b>ARRA</b>	<b>Program Expenditures</b>	<b>CFDA Program Title</b>	<b>Pass-Through Number</b>	<b>Pass-Through Entity Name</b>
93.531	I	N	6,316	PPHF 2012: Community Transformation Grants and National Dissemination and Support for Community Transformation Grants - financed solely by 2012 Prevention and Public Health Funds	7009600025	Educat Serv Dist 112
93.600	D	N	511,214	Head Start		
93.600	I	N	85,579	Head Start	719100-NTI	Am Acad Pediatrics
93.600	I	N	692	Head Start	719100-UNC	Am Acad Pediatrics
93.601	D	N	343,817	Child Support Enforcement Demonstrations and Special Projects		
93.607	D	N	38,743	Affordable Care Act - Preparedness and Emergency Response Research Centers: A Public Health Systems Approach		
93.610	I	N	103,329	Health Care Innovation Awards (HCIA)	N/A	N3Cn NC Commun Care
93.631	D	N	20	Developmental Disabilities Projects of National Significance		
93.632	D	N	509,287	University Centers for Excellence in Developmental Disabilities Education, Research, and Service		
93.647	I	N	428	Social Services Research and Demonstration	UA12-052	Univ of Alabama-Tusc
93.648	D	N	292,654	Child Welfare Research Training or Demonstration		
93.670	D	N	15,979	Child Abuse and Neglect Discretionary Activities		
93.671	I	N	9,539	Family Violence Prevention and Services/Grants for Battered Women's Shelters-Grants to States and Indian Tribes	27574-13	Family Services, Inc.
93.701	D	N	2,502	Trans-NIH Recovery Act Research Support		
93.701	D	Y	83,430	ARRA - Trans-NIH Recovery Act Research Support		
93.701	I	Y	-5,297	ARRA - Trans-NIH Recovery Act Research Support	1-312-0212799	RTI
93.701	I	Y	157	ARRA - Trans-NIH Recovery Act Research Support	10-085	Univ of Texas
93.701	I	Y	22	ARRA - Trans-NIH Recovery Act Research Support	163997/303-4618	Duke Univ
93.701	I	Y	548	ARRA - Trans-NIH Recovery Act Research Support	2000784930	Johns Hopkins Univ
93.701	I	Y	10,651	ARRA - Trans-NIH Recovery Act Research Support	203-0662	Duke Univ Med Ctr
93.701	I	Y	33,087	ARRA - Trans-NIH Recovery Act Research Support	203-9432	Duke Univ
93.701	I	Y	-9,213	ARRA - Trans-NIH Recovery Act Research Support	24-6231-0186-00	Univ of Nebraska
93.701	I	Y	-631	ARRA - Trans-NIH Recovery Act Research Support	26051910-42776-	Stanford Univ
93.701	I	Y	-2,255	ARRA - Trans-NIH Recovery Act Research Support	60028291	Ohio State Univ
93.701	I	Y	20,857	ARRA - Trans-NIH Recovery Act Research Support	752621Z	Univ of Wash-Seattle
93.701	I	Y	11,841	ARRA - Trans-NIH Recovery Act Research Support	815510	Rsch Ins Natwide Chl
93.701	I	Y	3,674	ARRA - Trans-NIH Recovery Act Research Support	950700RSUB	Children's Hosp Phi
93.701	I	Y	-43	ARRA - Trans-NIH Recovery Act Research Support	951049RSUB	Children's Hosp Phi
93.701	I	Y	-299	ARRA - Trans-NIH Recovery Act Research Support	K00024-S1	Kitware Inc
93.701	I	Y	2,313	ARRA - Trans-NIH Recovery Act Research Support	P001015303	Univ of Minnesota
93.708	I	Y	-1,260	ARRA - Head Start	46900-621-V12UN	Georgia Early Care L
93.715	D	Y	-110,818	ARRA - Recovery Act Comparative Effectiveness Research - AHRQ		
93.715	I	Y	7,304	ARRA - Recovery Act Comparative Effectiveness Research - AHRQ	108219	Children's Hosp/Cinn
93.715	I	Y	-1,370	ARRA - Recovery Act Comparative Effectiveness Research - AHRQ	108219/31002385	Children's Hosp/Cinn
93.715	I	Y	-11	ARRA - Recovery Act Comparative Effectiveness Research - AHRQ	203-0681	Duke Univ
93.718	D	Y	2,545,558	ARRA - Health Information Technology Regional Extension Centers Program		
93.721	I	Y	19,791	ARRA - Health Information Technology Professionals in Health Care	302-9787	Duke Univ
93.726	I	Y	33,493	ARRA Accelerating Adoption of Comparative Effectiveness Research (CER)	171193/2039064	Duke Univ
93.726	I	Y	144,493	ARRA Accelerating Adoption of Comparative Effectiveness Research (CER)	4-0601	Palo Alto Med Fdn H
93.727	I	Y	88,129	ARRA - Health Information Technology - Beacon Communities	90BC0001/01	SO Piedm Comm Care P
93.730	D	Y	-16,881	ARRA Prevention Research Centers Comparative Effectiveness Research Program		
93.822	D	N	210,791	Health Careers Opportunity Program		
93.837	D	N	24,562,358	Cardiovascular Diseases Research		
93.837	I	N	48,208	Cardiovascular Diseases Research	0000926 (112946	Univ of Pittsburgh
93.837	I	N	8,532	Cardiovascular Diseases Research	0255-2754-4609	Mt Sinai Sch of Med
93.837	I	N	12,315	Cardiovascular Diseases Research	110855	Wake Forest Univ Sch Med

## SCHEDULE OF EXPENDITURES OF FEDERAL AWARDS (DETAIL)

For the Fiscal Year Ended June 30, 2014

Federal CFDA Number	Direct/ Indirect	ARRA	Program Expenditures	CFDA Program Title	Pass-Through Number	Pass-Through Entity Name
93.837	I	N	33,478	Cardiovascular Diseases Research	11530-FA87/13-2	Univ of S Carolina
93.837	I	N	66,521	Cardiovascular Diseases Research	153742	Duke Univ
93.837	I	N	32,610	Cardiovascular Diseases Research	165014	Univ Southern Calif
93.837	I	N	5,277	Cardiovascular Diseases Research	203-2282	Duke Univ Med Ctr
93.837	I	N	989	Cardiovascular Diseases Research	203-3202	Duke Univ
93.837	I	N	-9	Cardiovascular Diseases Research	26723	Georgia Hlth Sci Uni
93.837	I	N	112,003	Cardiovascular Diseases Research	3001303804	Univ of Michigan
93.837	I	N	111,940	Cardiovascular Diseases Research	302-0442	Duke Univ Med Ctr
93.837	I	N	70,358	Cardiovascular Diseases Research	303-4533	Duke Univ Med Ctr
93.837	I	N	67,797	Cardiovascular Diseases Research	310268	Albert Einstein Coll
93.837	I	N	50,617	Cardiovascular Diseases Research	431746-19467	Virginia Polytechnic Inst
93.837	I	N	49,548	Cardiovascular Diseases Research	45240550	Univ Southern Calif
93.837	I	N	43,175	Cardiovascular Diseases Research	5	Gramercy Rsch Group
93.837	I	N	12,878	Cardiovascular Diseases Research	5-29746/415311-	Univ of Rochester
93.837	I	N	31,170	Cardiovascular Diseases Research	561458	Univ of Pennsylvania
93.837	I	N	-4,996	Cardiovascular Diseases Research	60028980	Ohio State Univ
93.837	I	N	13,388	Cardiovascular Diseases Research	60036989	Ohio State Univ
93.837	I	N	16,471	Cardiovascular Diseases Research	60040818	Ohio State Univ
93.837	I	N	19,722	Cardiovascular Diseases Research	60436087-107606-A	Stanford Univ
93.837	I	N	9,410	Cardiovascular Diseases Research	6763SC	Univ Calif-San Franc
93.837	I	N	516,694	Cardiovascular Diseases Research	710-9694	Miriam Hospital
93.837	I	N	23,891	Cardiovascular Diseases Research	739597	Univ of Wash-Seattle
93.837	I	N	15,687	Cardiovascular Diseases Research	740622	Univ of Wash-Seattle
93.837	I	N	-14,024	Cardiovascular Diseases Research	745975	Fred Hutchinsn Can
93.837	I	N	85,919	Cardiovascular Diseases Research	753790	Univ of Wash-Seattle
93.837	I	N	159,361	Cardiovascular Diseases Research	772441	Fred Hutchinsn Can
93.837	I	N	-4,725	Cardiovascular Diseases Research	9-526-5496	Albert Einstein Coll
93.837	I	N	-12,605	Cardiovascular Diseases Research	9920080096	Rand Corporation,Inc
93.837	I	N	98,530	Cardiovascular Diseases Research	N/A	Exemplar Genetics
93.837	I	N	195	Cardiovascular Diseases Research	N000550801	Univ of Minnesota
93.837	I	N	52,816	Cardiovascular Diseases Research	N002127502	Univ of Minnesota
93.837	I	N	79,267	Cardiovascular Diseases Research	P000640503	Univ of Minnesota
93.837	I	N	31,608	Cardiovascular Diseases Research	P001897402	Univ of Minnesota
93.837	I	N	51,270	Cardiovascular Diseases Research	P663626606	Univ of Minnesota
93.837	I	N	34,355	Cardiovascular Diseases Research	PO#2923304X/WU-	Wash Univ-St Louis
93.837	I	N	17,915	Cardiovascular Diseases Research	RES505771	Case Western Reserve
93.837	I	N	29	Cardiovascular Diseases Research	S607676	Emory Univ
93.837	I	N	4,521	Cardiovascular Diseases Research	SC280158UNC	Chld Hosp New Orlean
93.837	I	N	62,399	Cardiovascular Diseases Research	SR00002297	Univ MD-Baltimore
93.837	I	N	-1,912	Cardiovascular Diseases Research	W000362057/1001	Univ of Iowa
93.837	I	N	1,650	Cardiovascular Diseases Research	W000466683/1001	Univ of Iowa
93.837	I	N	39,268	Cardiovascular Diseases Research	WFUHS 110854	Wake Forest Univ Sch Med
93.838	D	N	12,049,238	Lung Diseases Research		
93.838	I	N	515	Lung Diseases Research	000378244-001	Univ of Alabama-Birm
93.838	I	N	-10,000	Lung Diseases Research	0016623/116438-	Univ of Pittsburgh
93.838	I	N	47,678	Lung Diseases Research	10842SUB	Seattle Chld Rsch In
93.838	I	N	-212	Lung Diseases Research	1R41HL09529301A	Theralogics
93.838	I	N	28,691	Lung Diseases Research	2011-2546	Univ Calif-Irvine
93.838	I	N	-94	Lung Diseases Research	203-0394	Duke Univ
93.838	I	N	22,249	Lung Diseases Research	203-1647	Duke Univ
93.838	I	N	100,453	Lung Diseases Research	203-2603	Duke Univ

**SCHEDULE OF EXPENDITURES OF FEDERAL AWARDS (DETAIL)**

For the Fiscal Year Ended June 30, 2014

<b>Federal CFDA Number</b>	<b>Direct/ Indirect</b>	<b>ARRA</b>	<b>Program Expenditures</b>	<b>CFDA Program Title</b>	<b>Pass-Through Number</b>	<b>Pass-Through Entity Name</b>
93.838	I	N	168,108	Lung Diseases Research	2032351	Duke Univ Med Ctr
93.838	I	N	85,896	Lung Diseases Research	2033418	Duke Univ
93.838	I	N	9,228	Lung Diseases Research	2039483	Duke Univ
93.838	I	N	50,484	Lung Diseases Research	4915SC	Univ Calif-San Franc
93.838	I	N	-1,475	Lung Diseases Research	558891	Univ of Pennsylvania
93.838	I	N	125,735	Lung Diseases Research	752648	Univ of Wash-Seattle
93.838	I	N	238,594	Lung Diseases Research	901487-UNC	Chld Hosp Chicago
93.838	I	N	-5	Lung Diseases Research	GC12067-140632	Univ of Virginia
93.838	I	N	-2,452	Lung Diseases Research	IN-4086445-UNC	Trustees Indiana Uni
93.838	I	N	23,812	Lung Diseases Research	IN-4086456-UNC	Iupui Indiana Purdue
93.838	I	N	28,857	Lung Diseases Research	IN-4686685-UNC	Indiana Univ
93.838	I	N	128,307	Lung Diseases Research	N/A	Case Western Reserve
93.838	I	N	116,710	Lung Diseases Research	RES507797	Case Western Reserve
93.839	D	N	8,909,266	Blood Diseases and Resources Research		
93.839	I	N	22,956	Blood Diseases and Resources Research	1/PO#1480701	ME College of Wi
93.839	I	N	28,818	Blood Diseases and Resources Research	1026762	Beth Israel Deacon M
93.839	I	N	40,691	Blood Diseases and Resources Research	203-0276	Duke Univ Med Ctr
93.839	I	N	-8	Blood Diseases and Resources Research	20469-01-01	Children's Hosp Phi
93.839	I	N	86,414	Blood Diseases and Resources Research	2046X-01-02/960	Children's Hosp Phi
93.839	I	N	-445	Blood Diseases and Resources Research	24-1106-0002-20	Univ of Nebraska
93.839	I	N	385,920	Blood Diseases and Resources Research	960819-RSUB/204	Children's Hosp Phi
93.839	I	N	129,830	Blood Diseases and Resources Research	A12099	Rensselaer Polytechn
93.839	I	N	113,307	Blood Diseases and Resources Research	A12470	Rensselaer Polytechn
93.839	I	N	1,658	Blood Diseases and Resources Research	N/A	Children's Hosp Phi
93.846	D	N	8,274,146	Arthritis, Musculoskeletal and Skin Diseases Research		
93.846	I	N	211,274	Arthritis, Musculoskeletal and Skin Diseases Research	1122-001	Maine Medical Center
93.846	I	N	21,272	Arthritis, Musculoskeletal and Skin Diseases Research	12-01091/101776	New York Univ
93.846	I	N	597	Arthritis, Musculoskeletal and Skin Diseases Research	238899 UNC-CHAP	Temple Univ
93.846	I	N	49,294	Arthritis, Musculoskeletal and Skin Diseases Research	2R42AR055042-02	Cytex Therapeutics, Inc
93.846	I	N	10,522	Arthritis, Musculoskeletal and Skin Diseases Research	7744	Univ of Cincinnati
93.846	I	N	-280	Arthritis, Musculoskeletal and Skin Diseases Research	MUSC08-127	Med Univ of SC
93.846	I	N	22,516	Arthritis, Musculoskeletal and Skin Diseases Research	RX 4442-007-UNC	Georgetown Univ
93.847	D	N	22,814,039	Diabetes, Digestive, and Kidney Diseases Extramural Research		
93.847	I	N	82,678	Diabetes, Digestive, and Kidney Diseases Extramural Research	12-023-58090	Calif Polytech St Un
93.847	I	N	-1,391	Diabetes, Digestive, and Kidney Diseases Extramural Research	12-179296-06	Connecticut Chld Mec
93.847	I	N	689,900	Diabetes, Digestive, and Kidney Diseases Extramural Research	13-179296-14	Connecticut Chld Mec
93.847	I	N	44,184	Diabetes, Digestive, and Kidney Diseases Extramural Research	13070883-2	Cornell Medical Co
93.847	I	N	10,179	Diabetes, Digestive, and Kidney Diseases Extramural Research	14070977-01	Cornell Medical Co
93.847	I	N	76,706	Diabetes, Digestive, and Kidney Diseases Extramural Research	1R43DK093119-01	Novan Inc.
93.847	I	N	18,074	Diabetes, Digestive, and Kidney Diseases Extramural Research	1R43DK095640-01	G1 One Therapeutics
93.847	I	N	2,730	Diabetes, Digestive, and Kidney Diseases Extramural Research	2001815789	Johns Hopkins Univ
93.847	I	N	101,930	Diabetes, Digestive, and Kidney Diseases Extramural Research	2011-0322	Theralogics, Inc.
93.847	I	N	22,261	Diabetes, Digestive, and Kidney Diseases Extramural Research	2011-1170	Nutrasorb LLC
93.847	I	N	61,323	Diabetes, Digestive, and Kidney Diseases Extramural Research	203-0621	Duke Univ Med Ctr
93.847	I	N	42,754	Diabetes, Digestive, and Kidney Diseases Extramural Research	203-2789	Duke Univ
93.847	I	N	31,939	Diabetes, Digestive, and Kidney Diseases Extramural Research	20964-UNC	UCLA Biomedical Rsc
93.847	I	N	-4,535	Diabetes, Digestive, and Kidney Diseases Extramural Research	221566	Mass Gen Hosp
93.847	I	N	56,014	Diabetes, Digestive, and Kidney Diseases Extramural Research	222917	Mass Gen Hosp
93.847	I	N	15,699	Diabetes, Digestive, and Kidney Diseases Extramural Research	29474870-48907-	Stanford Univ
93.847	I	N	-2,337	Diabetes, Digestive, and Kidney Diseases Extramural Research	3	ME College of Wi
93.847	I	N	94,057	Diabetes, Digestive, and Kidney Diseases Extramural Research	3001310929	Univ of Michigan



## SCHEDULE OF EXPENDITURES OF FEDERAL AWARDS (DETAIL)

For the Fiscal Year Ended June 30, 2014

Federal CFDA Number	Direct/ Indirect	ARRA	Program Expenditures	CFDA Program Title	Pass-Through Number	Pass-Through Entity Name
93.847	I	N	14,453	Diabetes, Digestive, and Kidney Diseases Extramural Research	3001321183	Univ of Michigan
93.847	I	N	16,377	Diabetes, Digestive, and Kidney Diseases Extramural Research	3002498182	Univ of Michigan
93.847	I	N	2,177	Diabetes, Digestive, and Kidney Diseases Extramural Research	330182	Children's Hosp Phi
93.847	I	N	2,488	Diabetes, Digestive, and Kidney Diseases Extramural Research	330182/ 960973R	Children's Hosp Phi
93.847	I	N	2,653	Diabetes, Digestive, and Kidney Diseases Extramural Research	330182/960972RS	Children's Hosp Phi
93.847	I	N	23,531	Diabetes, Digestive, and Kidney Diseases Extramural Research	360-SUB	Cleveland Clinic
93.847	I	N	30,804	Diabetes, Digestive, and Kidney Diseases Extramural Research	4	ME College of Wi
93.847	I	N	33	Diabetes, Digestive, and Kidney Diseases Extramural Research	424928	Children's Hosp/Bost
93.847	I	N	5,420	Diabetes, Digestive, and Kidney Diseases Extramural Research	479892	Children's Hosp/Bost
93.847	I	N	213,697	Diabetes, Digestive, and Kidney Diseases Extramural Research	535748	Children's Hosp/Bost
93.847	I	N	7,259	Diabetes, Digestive, and Kidney Diseases Extramural Research	754857	Univ of Wash-Seattle
93.847	I	N	-3,743	Diabetes, Digestive, and Kidney Diseases Extramural Research	805973	Cedars-Sinai Med Ctr
93.847	I	N	6,340	Diabetes, Digestive, and Kidney Diseases Extramural Research	960474RSUB/3301	Children's Hosp Phi
93.847	I	N	261	Diabetes, Digestive, and Kidney Diseases Extramural Research	960475RSUB/3301	Children's Hosp Phi
93.847	I	N	646	Diabetes, Digestive, and Kidney Diseases Extramural Research	DK095745	Connecticut Chld Mec
93.847	I	N	54,157	Diabetes, Digestive, and Kidney Diseases Extramural Research	N/A	Connecticut Chld Mec
93.847	I	N	251,748	Diabetes, Digestive, and Kidney Diseases Extramural Research	PO#1307860/IN46	Indiana Univ
93.847	I	N	30,198	Diabetes, Digestive, and Kidney Diseases Extramural Research	R01 DK092468	Oregon Research Inst
93.847	I	N	116,523	Diabetes, Digestive, and Kidney Diseases Extramural Research	R42DK074193-02A	Theralogics
93.847	I	N	49,912	Diabetes, Digestive, and Kidney Diseases Extramural Research	S-GRD1213-KR31	George Washington Un
93.847	I	N	368,337	Diabetes, Digestive, and Kidney Diseases Extramural Research	S-GRD1314-KR31	George Washington Un
93.847	I	N	5,786	Diabetes, Digestive, and Kidney Diseases Extramural Research	S630622	Emory Univ
93.847	I	N	26,396	Diabetes, Digestive, and Kidney Diseases Extramural Research	SITE 105 179995	Duke Clinical Rsch
93.847	I	N	24,005	Diabetes, Digestive, and Kidney Diseases Extramural Research	T2D-UNC	Southeast Technivent
93.847	I	N	118,352	Diabetes, Digestive, and Kidney Diseases Extramural Research	UNC DK095078	Penn State Univ
93.847	I	N	77,685	Diabetes, Digestive, and Kidney Diseases Extramural Research	WU-10-172	Wash Univ-St Louis
93.847	I	N	85,678	Diabetes, Digestive, and Kidney Diseases Extramural Research	WU-11-230/29116	Wash Univ-St Louis
93.853	D	N	11,378,827	Extramural Research Programs in the Neurosciences and Neurological Disorders		
93.853	I	N	-4,054	Extramural Research Programs in the Neurosciences and Neurological Disorders	0027698 (121489	Univ of Pittsburgh
93.853	I	N	1,189	Extramural Research Programs in the Neurosciences and Neurological Disorders	0314301/2259	Boston Med Ctr
93.853	I	N	53,538	Extramural Research Programs in the Neurosciences and Neurological Disorders	11061135	Cornell Univ
93.853	I	N	108,962	Extramural Research Programs in the Neurosciences and Neurological Disorders	12-01805	New York Univ
93.853	I	N	4,646	Extramural Research Programs in the Neurosciences and Neurological Disorders	19449/G100121-1	Univ Cincinnati
93.853	I	N	80,902	Extramural Research Programs in the Neurosciences and Neurological Disorders	2259	Boston Med Ctr
93.853	I	N	18,499	Extramural Research Programs in the Neurosciences and Neurological Disorders	2921/2259	Boston Med Ctr
93.853	I	N	236	Extramural Research Programs in the Neurosciences and Neurological Disorders	416220	Univ of Rochester
93.853	I	N	182,196	Extramural Research Programs in the Neurosciences and Neurological Disorders	5600909926	Baylor Col Med
93.853	I	N	27,758	Extramural Research Programs in the Neurosciences and Neurological Disorders	562300/PO#:3211818	Univ of Pennsylvania
93.853	I	N	13,375	Extramural Research Programs in the Neurosciences and Neurological Disorders	753189	Univ of Wash-Seattle
93.853	I	N	2	Extramural Research Programs in the Neurosciences and Neurological Disorders	A07868 (M10A104	Yale Univ
93.853	I	N	-1,282	Extramural Research Programs in the Neurosciences and Neurological Disorders	K000841-00-S02	Kitware Inc
93.853	I	N	5,653	Extramural Research Programs in the Neurosciences and Neurological Disorders	N/A	Univ of Miami
93.853	I	N	33,319	Extramural Research Programs in the Neurosciences and Neurological Disorders	UNC NS060722	Penn State Univ
93.853	I	N	2,030	Extramural Research Programs in the Neurosciences and Neurological Disorders	WU-06-236	Wash Univ-St Louis
93.853	I	N	-5,487	Extramural Research Programs in the Neurosciences and Neurological Disorders	WU-08-196/PO#29	Wash Univ-St Louis
93.853	I	N	10,928	Extramural Research Programs in the Neurosciences and Neurological Disorders	WU-13-04/PO 291	Wash Univ-St Louis
93.855	D	N	63,002,692	Allergy, Immunology and Transplantation Research		
93.855	I	N	9,694	Allergy, Immunology and Transplantation Research	0000754179-2120	Fred Hutchinsn Can
93.855	I	N	3,724	Allergy, Immunology and Transplantation Research	0000754180-2120	Fred Hutchinsn Can
93.855	I	N	5,613	Allergy, Immunology and Transplantation Research	0000754469-2120	Fred Hutchinsn Can
93.855	I	N	2,135	Allergy, Immunology and Transplantation Research	0000782594-2120	Fred Hutchinsn Can

## SCHEDULE OF EXPENDITURES OF FEDERAL AWARDS (DETAIL)

For the Fiscal Year Ended June 30, 2014

Federal CFDA Number	Direct/ Indirect	ARRA	Program Expenditures	CFDA Program Title	Pass-Through Number	Pass-Through Entity Name
93.855	I	N	2,548	Allergy, Immunology and Transplantation Research	0000782595-2120	Fred Hutchinsn Can
93.855	I	N	2,548	Allergy, Immunology and Transplantation Research	0000782596-2120	Fred Hutchinsn Can
93.855	I	N	50,773	Allergy, Immunology and Transplantation Research	000372529-001	Univ of Alabama-Birm
93.855	I	N	213,415	Allergy, Immunology and Transplantation Research	000397076-011	Univ of Alabama-Birm
93.855	I	N	107,893	Allergy, Immunology and Transplantation Research	000421524-004	Univ of Alabama-Birm
93.855	I	N	6,164	Allergy, Immunology and Transplantation Research	0254-6998-4609	Mt Sinai Sch of Med
93.855	I	N	456,963	Allergy, Immunology and Transplantation Research	0254-6999-4609	Mt Sinai Sch of Med
93.855	I	N	189,950	Allergy, Immunology and Transplantation Research	1-340-0213085	RTI Rsch Triangle In
93.855	I	N	11,838	Allergy, Immunology and Transplantation Research	10466	Wake Forest Univ Sch Med
93.855	I	N	189,934	Allergy, Immunology and Transplantation Research	108084	Brigham Women's Hosp
93.855	I	N	6,652	Allergy, Immunology and Transplantation Research	108085	Brigham Women's Hosp
93.855	I	N	149,139	Allergy, Immunology and Transplantation Research	108088	Brigham Women's Hosp
93.855	I	N	36,389	Allergy, Immunology and Transplantation Research	108090	Brigham Women's Hosp
93.855	I	N	2,233	Allergy, Immunology and Transplantation Research	108273	Brigham Women's Hosp
93.855	I	N	112,898	Allergy, Immunology and Transplantation Research	108402	Brigham Women's Hosp
93.855	I	N	13,916	Allergy, Immunology and Transplantation Research	108488	Brigham Women's Hosp
93.855	I	N	23,625	Allergy, Immunology and Transplantation Research	108561	Brigham Women's Hosp
93.855	I	N	5,004	Allergy, Immunology and Transplantation Research	110007	Brigham Women's Hosp
93.855	I	N	24,874	Allergy, Immunology and Transplantation Research	110009	Brigham Women's Hosp
93.855	I	N	51,736	Allergy, Immunology and Transplantation Research	110014	Brigham Women's Hosp
93.855	I	N	58,614	Allergy, Immunology and Transplantation Research	110080	Brigham Women's Hosp
93.855	I	N	50	Allergy, Immunology and Transplantation Research	110233	Brigham Women's Hosp
93.855	I	N	7,412	Allergy, Immunology and Transplantation Research	110236	Brigham Women's Hosp
93.855	I	N	5,704	Allergy, Immunology and Transplantation Research	110238	Brigham Women's Hosp
93.855	I	N	280,809	Allergy, Immunology and Transplantation Research	110256	Brigham Women's Hosp
93.855	I	N	24,023	Allergy, Immunology and Transplantation Research	114621-5067469	Harvard Sch Pub Hlth
93.855	I	N	285,965	Allergy, Immunology and Transplantation Research	1186603	Dana-Farber Cancer
93.855	I	N	1,642	Allergy, Immunology and Transplantation Research	130219/PO#31002	Children's Hosp/Cinn
93.855	I	N	14,557	Allergy, Immunology and Transplantation Research	1928-11-02	Childrens Research Institute
93.855	I	N	18,990	Allergy, Immunology and Transplantation Research	1R43AI096569-01	Novan Inc.
93.855	I	N	21,678	Allergy, Immunology and Transplantation Research	2	Trust Columbia Univ NY
93.855	I	N	43,634	Allergy, Immunology and Transplantation Research	2 (GG010526)	Columbia Univ
93.855	I	N	1,955,719	Allergy, Immunology and Transplantation Research	2000098352	Johns Hopkins Univ
93.855	I	N	190,074	Allergy, Immunology and Transplantation Research	2001935242	Johns Hopkins Univ
93.855	I	N	81,296	Allergy, Immunology and Transplantation Research	2002115654	Johns Hopkins Univ
93.855	I	N	343,879	Allergy, Immunology and Transplantation Research	2009-2312	Univ Calif-Irvine
93.855	I	N	-1,489	Allergy, Immunology and Transplantation Research	203-0868	Duke Univ
93.855	I	N	-2,279	Allergy, Immunology and Transplantation Research	203-0870	Duke Univ
93.855	I	N	-2,649	Allergy, Immunology and Transplantation Research	203-0872	Duke Univ
93.855	I	N	189,514	Allergy, Immunology and Transplantation Research	203-1099	Duke Univ
93.855	I	N	11,996	Allergy, Immunology and Transplantation Research	203-2315	Duke Univ Med Ctr
93.855	I	N	138,188	Allergy, Immunology and Transplantation Research	203-2319/203-13	Duke Univ Med Ctr
93.855	I	N	19,494	Allergy, Immunology and Transplantation Research	2031965	Duke Univ Med Ctr
93.855	I	N	94,858	Allergy, Immunology and Transplantation Research	2032654	Duke Univ
93.855	I	N	210,255	Allergy, Immunology and Transplantation Research	2033193	Duke Univ Med Ctr
93.855	I	N	960	Allergy, Immunology and Transplantation Research	212022-S4473	Fred Hutchinsn Can
93.855	I	N	2,658	Allergy, Immunology and Transplantation Research	212022-S4475	Fred Hutchinsn Can
93.855	I	N	45	Allergy, Immunology and Transplantation Research	212022-S4913	Fred Hutchinsn Can
93.855	I	N	134,607	Allergy, Immunology and Transplantation Research	2835409/P40669	Imperia Coleg London
93.855	I	N	9,322	Allergy, Immunology and Transplantation Research	302-0478	Duke Univ Med Ctr
93.855	I	N	37,905	Allergy, Immunology and Transplantation Research	302-0567	Duke Univ Med Ctr

## SCHEDULE OF EXPENDITURES OF FEDERAL AWARDS (DETAIL)

For the Fiscal Year Ended June 30, 2014

Federal CFDA Number	Direct/ Indirect	ARRA	Program Expenditures	CFDA Program Title	Pass-Through Number	Pass-Through Entity Name
93.855	I	N	381	Allergy, Immunology and Transplantation Research	303-5613	Duke Univ
93.855	I	N	129,557	Allergy, Immunology and Transplantation Research	4500001410	Boston Univ
93.855	I	N	25,909	Allergy, Immunology and Transplantation Research	4500001411	Boston Univ
93.855	I	N	7,409	Allergy, Immunology and Transplantation Research	473K174	Univ Wisconsin
93.855	I	N	87,906	Allergy, Immunology and Transplantation Research	490K582	Univ Wisconsin-Madis
93.855	I	N	150,378	Allergy, Immunology and Transplantation Research	559406	Univ of Pennsylvania
93.855	I	N	73,007	Allergy, Immunology and Transplantation Research	5R44AI084284-04	G-Zero Therapeutics
93.855	I	N	108,222	Allergy, Immunology and Transplantation Research	6119-1236-00-A	Univ of South Florida
93.855	I	N	94,036	Allergy, Immunology and Transplantation Research	638915	Univ of Wash-Seattle
93.855	I	N	-14,665	Allergy, Immunology and Transplantation Research	7228	Magee Women Rsh Inst
93.855	I	N	52,458	Allergy, Immunology and Transplantation Research	7281	Magee Women Rsh Inst
93.855	I	N	130,261	Allergy, Immunology and Transplantation Research	7289	Magee Women Rsh Inst
93.855	I	N	-365	Allergy, Immunology and Transplantation Research	736772	Univ of Wash-Seattle
93.855	I	N	1	Allergy, Immunology and Transplantation Research	737103	Fred Hutchinsn Can
93.855	I	N	1	Allergy, Immunology and Transplantation Research	737206	Fred Hutchinsn Can
93.855	I	N	162	Allergy, Immunology and Transplantation Research	739817	Fred Hutchinsn Can
93.855	I	N	4,382	Allergy, Immunology and Transplantation Research	739819	Fred Hutchinsn Can
93.855	I	N	210,614	Allergy, Immunology and Transplantation Research	749398	Univ of Wash-Seattle
93.855	I	N	178,583	Allergy, Immunology and Transplantation Research	754876	Univ of Wash-Seattle
93.855	I	N	15,005	Allergy, Immunology and Transplantation Research	759220	Univ of Wash-Seattle
93.855	I	N	27,766	Allergy, Immunology and Transplantation Research	769695	Fred Hutchinsn Can
93.855	I	N	12,500	Allergy, Immunology and Transplantation Research	7837SC	Univ Calif San Franc
93.855	I	N	-4,262	Allergy, Immunology and Transplantation Research	9-526-6257	Albert Einstein Coll
93.855	I	N	508,808	Allergy, Immunology and Transplantation Research	9004157 UNCCCH B	Oregon Hlth Sciences
93.855	I	N	4,283	Allergy, Immunology and Transplantation Research	9500301461	Boston Univ
93.855	I	N	5,843	Allergy, Immunology and Transplantation Research	9500301463	Boston Univ
93.855	I	N	66,289	Allergy, Immunology and Transplantation Research	AI068641	Inst Clinical Rsch
93.855	I	N	742	Allergy, Immunology and Transplantation Research	AVGTIO103	Oregon Hlth Sciences
93.855	I	N	-11,045	Allergy, Immunology and Transplantation Research	BRS-ACURE-Q-06-	Social & Scientific
93.855	I	N	29,196	Allergy, Immunology and Transplantation Research	FY14ITN008	Benaroya Rsch Inst
93.855	I	N	96,646	Allergy, Immunology and Transplantation Research	G-2544-1	Colorado State Univ
93.855	I	N	14,696	Allergy, Immunology and Transplantation Research	ITN050AD	Benaroya Rsch Inst
93.855	I	N	412,225	Allergy, Immunology and Transplantation Research	N/A	Brigham Women's Hosp
93.855	I	N	21,049	Allergy, Immunology and Transplantation Research	P66162854R	Univ of Minnesota
93.855	I	N	66,571	Allergy, Immunology and Transplantation Research	PO#2001317148	Johns Hopkins Univ
93.855	I	N	485,832	Allergy, Immunology and Transplantation Research	PO#2001935242	Johns Hopkins Univ
93.855	I	N	38,635	Allergy, Immunology and Transplantation Research	PO#2923289X/WU-	Wash Univ-St Louis
93.855	I	N	60,555	Allergy, Immunology and Transplantation Research	S(GG008377)	Columbia Univ
93.855	I	N	56,120	Allergy, Immunology and Transplantation Research	UF11263	Univ of Florida
93.855	I	N	179,448	Allergy, Immunology and Transplantation Research	W000474787-1001	Univ of Iowa
93.856	D	N	2,509	Microbiology and Infectious Diseases Research		
93.859	D	N	31,499,225	Biomedical Research and Research Training		
93.859	I	N	92,782	Biomedical Research and Research Training	0023300(122281-	Univ of Pittsburgh
93.859	I	N	15	Biomedical Research and Research Training	154181	Duke Univ
93.859	I	N	13,256	Biomedical Research and Research Training	203-1083	Duke Univ
93.859	I	N	19,799	Biomedical Research and Research Training	203-1418	Duke Univ
93.859	I	N	17,773	Biomedical Research and Research Training	203-1990	Duke Univ Med Ctr
93.859	I	N	125,405	Biomedical Research and Research Training	203-3125	Duke Univ Med Ctr
93.859	I	N	6,563	Biomedical Research and Research Training	212851A	Univ of Oregon
93.859	I	N	79,035	Biomedical Research and Research Training	2140	Princeton Univ
93.859	I	N	135,415	Biomedical Research and Research Training	2141	Princeton Univ

## SCHEDULE OF EXPENDITURES OF FEDERAL AWARDS (DETAIL)

For the Fiscal Year Ended June 30, 2014

Federal CFDA Number	Direct/ Indirect	ARRA	Program Expenditures	CFDA Program Title	Pass-Through Number	Pass-Through Entity Name
93.859	I	N	91,790	Biomedical Research and Research Training	3003094798	Univ of Michigan
93.859	I	N	364,865	Biomedical Research and Research Training	412K285	Univ Wisconsin
93.859	I	N	45,319	Biomedical Research and Research Training	431745-19071	Virginia Polytechnic Inst
93.859	I	N	-238	Biomedical Research and Research Training	5 U01 GM094663-	Burnham Inst,
93.859	I	N	148,710	Biomedical Research and Research Training	55631-11504-UNC	Burnham Inst,
93.859	I	N	29,004	Biomedical Research and Research Training	5P50GM094503-02	Med College of Wisconsin
93.859	I	N	28,868	Biomedical Research and Research Training	60036168	Ohio State Univ
93.859	I	N	112,364	Biomedical Research and Research Training	61-0859UNC	Michigan St Univ
93.859	I	N	89,155	Biomedical Research and Research Training	659298	Jackson Laboratory
93.859	I	N	-340	Biomedical Research and Research Training	9-526-2457	Albert Einstein Coll
93.859	I	N	108,590	Biomedical Research and Research Training	9003879 (120682	Univ of Pittsburgh
93.859	I	N	-25,797	Biomedical Research and Research Training	9004929	Univ of Pittsburgh
93.859	I	N	4,902	Biomedical Research and Research Training	FY2012-096	Univ of Kansas
93.859	I	N	740	Biomedical Research and Research Training	M8446041102	Univ of Minnesota
93.859	I	N	68,243	Biomedical Research and Research Training	MUSC12-032	Med Univ of SC
93.859	I	N	51,773	Biomedical Research and Research Training	N/A	Cell Microsystems
93.859	I	N	253,948	Biomedical Research and Research Training	PO# 201720	Jackson Laboratory
93.859	I	N	50,369	Biomedical Research and Research Training	PO# 201776	Jackson Laboratory
93.859	I	N	7,730	Biomedical Research and Research Training	PO#200103	Jackson Laboratory
93.859	I	N	3,130	Biomedical Research and Research Training	R-11-0032	Univ of Houston
93.859	I	N	67,690	Biomedical Research and Research Training	S0182729	Univ of Cal-Santa Cruz
93.859	I	N	41,457	Biomedical Research and Research Training	UA 12-009	Univ of Alabama
93.865	D	N	24,446,467	Child Health and Human Development Extramural Research		
93.865	I	N	-3,205	Child Health and Human Development Extramural Research	000312141-002	Univ of Alabama-Birm
93.865	I	N	145,329	Child Health and Human Development Extramural Research	000378020-001	Univ of Alabama-Birm
93.865	I	N	90,451	Child Health and Human Development Extramural Research	000388010-011	Univ of Alabama-Birm
93.865	I	N	46,201	Child Health and Human Development Extramural Research	000500716-001	Univ of Alabama-Birm
93.865	I	N	135,339	Child Health and Human Development Extramural Research	000503311-001	Univ of Alabama-Birm
93.865	I	N	1,102	Child Health and Human Development Extramural Research	1-312-0213113	RTI Rsch Triangle In
93.865	I	N	50,431	Child Health and Human Development Extramural Research	1-312-0213113/8	RTI Rsch Triangle In
93.865	I	N	67,634	Child Health and Human Development Extramural Research	14-NIH-1039	Duke Univ
93.865	I	N	40,449	Child Health and Human Development Extramural Research	14-NIH-1097	Duke Univ
93.865	I	N	118,102	Child Health and Human Development Extramural Research	1547811	Univ of Colorado
93.865	I	N	19,024	Child Health and Human Development Extramural Research	1R01HD072705-01	Eastern VA Med Sch
93.865	I	N	19,578	Child Health and Human Development Extramural Research	2012-2745	Univ Calif-Irvine
93.865	I	N	-3,451	Child Health and Human Development Extramural Research	203-1829	Duke Univ Med Ctr
93.865	I	N	15,864	Child Health and Human Development Extramural Research	203-2840	Duke Univ Med Ctr
93.865	I	N	14,048	Child Health and Human Development Extramural Research	3001978337	Univ of Michigan
93.865	I	N	126,664	Child Health and Human Development Extramural Research	40-4131/UNC	Nat Bureau Econ Res
93.865	I	N	32,338	Child Health and Human Development Extramural Research	4243-UNC-DHHS-0	Penn State Univ
93.865	I	N	26,044	Child Health and Human Development Extramural Research	554599	Univ of Wash-Seattle
93.865	I	N	4,110	Child Health and Human Development Extramural Research	5R24 HD 050821-08	Rehabilitation Inst of Chicagc
93.865	I	N	142,264	Child Health and Human Development Extramural Research	60032241 UNC	Northwestern U Traf
93.865	I	N	7,540	Child Health and Human Development Extramural Research	6707SC	Univ of California-San Francisc
93.865	I	N	147,908	Child Health and Human Development Extramural Research	727265	Univ of Wash-Seattle
93.865	I	N	114,083	Child Health and Human Development Extramural Research	9373	Women Infant Hosp Ri
93.865	I	N	17,753	Child Health and Human Development Extramural Research	GC12123-139438	Univ of Virginia
93.865	I	N	352,916	Child Health and Human Development Extramural Research	N/A	Duke Univ Med Ctr
93.865	I	N	63,598	Child Health and Human Development Extramural Research	PD301855-SC1024	VA Commonwealth Univ
93.865	I	N	10,557	Child Health and Human Development Extramural Research	PD302900-SC1052	VA Commonwealth Univ
93.865	I	N	33,168	Child Health and Human Development Extramural Research	R667020/1087411	Research Fdn of SUNY

**SCHEDULE OF EXPENDITURES OF FEDERAL AWARDS (DETAIL)**

For the Fiscal Year Ended June 30, 2014

<b>Federal CFDA Number</b>	<b>Direct/ Indirect</b>	<b>ARRA</b>	<b>Program Expenditures</b>	<b>CFDA Program Title</b>	<b>Pass-Through Number</b>	<b>Pass-Through Entity Name</b>
93.865	I	N	4,861	Child Health and Human Development Extramural Research	S826076	Emory Univ
93.865	I	N	12,367	Child Health and Human Development Extramural Research	UA12-051	Univ of Alabama-Tusc
93.865	I	N	57,128	Child Health and Human Development Extramural Research	VUMC35301	Vanderbilt Univ Med C
93.865	I	N	4,624	Child Health and Human Development Extramural Research	WU-14-234	Wash Univ-St Louis
93.866	D	N	5,134,486	Aging Research		
93.866	I	N	708	Aging Research	0255-2161-4609	Mt Sinai Sch of Med
93.866	I	N	20,743	Aging Research	10-NIH-1034	Duke Univ
93.866	I	N	260,904	Aging Research	13-NIH-1080	Duke Univ
93.866	I	N	18,679	Aging Research	2001442722	Johns Hopkins Univ
93.866	I	N	6,308	Aging Research	203-3340	Duke Univ
93.866	I	N	4,806	Aging Research	23030.914940.66	Cty Hope Nat Med Ctr
93.866	I	N	690	Aging Research	5-31230	The Trustees of Columbia Univ
93.866	I	N	154,701	Aging Research	60037614	Ohio State Univ
93.866	I	N	30,956	Aging Research	90055	Hebrew Rehab Ctr
93.866	I	N	143,686	Aging Research	A12418	Rensselaer Polytechn
93.866	I	N	-730	Aging Research	N/A	Vortant Technologies
93.866	I	N	113,901	Aging Research	PO#50025514	Univ Southern Califc
93.866	I	N	102,051	Aging Research	RR540-176/49421	Univ of Georgia
93.867	D	N	2,991,858	Vision Research		
93.867	I	N	-14	Vision Research	0255-5081-4609	Mt Sinai Sch of Med
93.867	I	N	-848	Vision Research	10018990-01	Univ of Utah
93.867	I	N	20,842	Vision Research	1R41EY021943-01	Vascular Pharmaceuti
93.867	I	N	6,792	Vision Research	2000133834	Johns Hopkins Univ
93.867	I	N	10,265	Vision Research	2000540260	Johns Hopkins Univ
93.867	I	N	1	Vision Research	2000745235	Johns Hopkins Univ
93.867	I	N	72,329	Vision Research	2001536656	Johns Hopkins Univ
93.867	I	N	36,477	Vision Research	2001590661	Johns Hopkins Univ
93.867	I	N	7,637	Vision Research	PO #0000159964	Univ of Utah
93.867	I	N	15,771	Vision Research	W000569242	Univ of Iowa
93.879	D	N	7	Medical Library Assistance		
93.879	I	N	65,995	Medical Library Assistance	10028048-01	Univ of Utah
93.884	D	N	372,608	Grants for Primary Care Training and Enhancemen		
93.918	D	N	596,833	Grants to Provide Outpatient Early Intervention Services with Respect to HIV Disease		
93.928	D	N	519,805	Special Projects of National Significance		
93.941	D	N	-1,845	HIV Demonstration, Research, Public and Professional Education Project		
93.941	I	N	-5,802	HIV Demonstration, Research, Public and Professional Education Project	115793	Wake Forest Univ
93.943	D	N	333,278	Epidemiologic Research Studies of Acquired Immunodeficiency Syndrome (AIDS) and Human Immunodeficiency Virus (HIV) Infection in Selected Population Groups		
93.945	D	N	678,562	Assistance Programs for Chronic Disease Prevention and Contro		
93.964	D	N	-457	Prevention and Public Health Fund (PPHF) Public Health Traineeship		
93.969	D	N	418,570	PPHF-2012 Geriatric Education Centers		
93.989	D	N	2,660,864	International Research and Research Training		
93.989	I	N	45,032	International Research and Research Training	5-R25TW008981-0	Stellenbosch Univer
93.989	I	N	28,559	International Research and Research Training	60035474 UNC	Northwestern Univ Traf
93.989	I	N	20,331	International Research and Research Training	61-0012UNC	Michigan St Univ
93.989	I	N	50,306	International Research and Research Training	N/A	Univ of Zambia
93.989	I	N	3,559	International Research and Research Training	VUMC 34750	Vanderbilt Univ Med C
93.989	I	N	547	International Research and Research Training	VUMC 38477	Vanderbilt Univ Med C
93.989	I	N	31,020	International Research and Research Training	VUMC 39590	Vanderbilt Univ Med C

**SCHEDULE OF EXPENDITURES OF FEDERAL AWARDS (DETAIL)**

For the Fiscal Year Ended June 30, 2014

<b>Federal</b>						
<b>CFDA Number</b>	<b>Direct/ Indirect</b>	<b>ARRA</b>	<b>Program Expenditures</b>	<b>CFDA Program Title</b>	<b>Pass-Through Number</b>	<b>Pass-Through Entity Name</b>
93.989	I	N	-4,795	International Research and Research Training	VUMC35568	Vanderbilt Univ Med C
93.991	I	N	7,881	Preventive Health and Health Services Block Grant	N/A	NE Dept SS
93.999	D	N	42,678	Test for Suppression Effects of Advanced Energy		
			489,750,798	Total — Research and Development — U. S. Department of Health and Human Services		
<b>Corporation for National and Community Service</b>						
94.006	D	N	-87	AmeriCorps		
			-87	Total — Research and Development — Corporation for National and Community Service		
<b>U. S. Department of Homeland Security</b>						
97	D	N	34,095	U. S. Department of Homeland Security		
97	I	N	155,618	U. S. Department of Homeland Security	12-DHS-1035	Duke Univ
97	I	N	85,612	U. S. Department of Homeland Security	13-215017110 FA45 PO51435	Univ of South Carolina
97	I	N	44,678	U. S. Department of Homeland Security	JCVI-13-010	J Craig Venter Inst
97	I	N	4,677	U. S. Department of Homeland Security	Letter Dated January 4, 2013	Oak Ridge Institute for Science and Education
97	I	N	22,982	U. S. Department of Homeland Security	N/A	Natl Hazard Mitigat
97.044	D	N	505,271	Assistance to Firefighters Grant		
97.061	D	N	2,174,843	Centers for Homeland Security		
97.061	I	N	2,259	Centers for Homeland Security	2102298-03	Stevens Inst Tech
97.061	I	N	-4,838	Centers for Homeland Security	X9106025121	US Dept of Commerce
97.062	D	N	205,779	Scientific Leadership Awards		
97.077	D	N	29,472	Homeland Security Research, Development, Testing, Evaluation, and Demonstration of Technologies Related to Nuclear Threat Detection		
97.122	D	N	3,397,511	Bio-Preparedness Collaboratory		
			6,657,959	Total — Research and Development — U. S. Department of Homeland Security		
<b>U. S. Agency for International Development</b>						
98	D	N	45,934,788	United States Agency for International Development		
98	I	N	29,370	United States Agency for International Development	0437.0158/80527	Family Health Intn
98	I	N	-6,970	United States Agency for International Development	08-UNC-97	Kenan Institute Asia
98	I	N	30,097	United States Agency for International Development	09-002945-54	Univ of Cal-Davis
98	I	N	20	United States Agency for International Development	2007-1200-04	Oregon State Univ
98	I	N	2,476	United States Agency for International Development	201300395-01	Univ of California-Davis
98	I	N	6,074	United States Agency for International Development	2014-0167	Icrisat
98	I	N	90,789	United States Agency for International Development	41060000-8000044265	Purdue Univ
98	I	N	36,910	United States Agency for International Development	5305/2001208292	Johns Hopkins Univ
98	I	N	433,476	United States Agency for International Development	6015-S03	Westat
98	I	N	70,567	United States Agency for International Development	AID-623-A-12-00	IntraHealth
98	I	N	13,082	United States Agency for International Development	Agreement Number: 09-002494-58	Univ of California-Davis
98	I	N	41,522	United States Agency for International Development	N/A	Right To Care
98	I	N	429,057	United States Agency for International Development	PPC-11-119	Eastern Va Med Sch
98	I	N	8,401	United States Agency for International Development	PPC-11-128	Eastern Va Med Sch
98	I	N	178,451	United States Agency for International Development	PPC-12-159	Eastern Va Med Sch
98	I	N	112,839	United States Agency for International Development	RD011G-C	Oregon State Univ
98	I	N	108,274	United States Agency for International Development	UNC001	Witkoppen Hlth Welfa
98.001	I	N	37,606	USAID Foreign Assistance for Programs Overseas	06-S131628	Texas A&M Univ
98.001	I	N	119,727	USAID Foreign Assistance for Programs Overseas	4-330-0212934	RTI International
98.001	I	N	320,243	USAID Foreign Assistance for Programs Overseas	425955-19070	Virginia Polytechnic Inst

**SCHEDULE OF EXPENDITURES OF FEDERAL AWARDS (DETAIL)**

For the Fiscal Year Ended June 30, 2014

<b>Federal CFDA Number</b>	<b>Direct/ Indirect</b>	<b>ARRA</b>	<b>Program Expenditures</b>	<b>CFDA Program Title</b>	<b>Pass-Through Number</b>	<b>Pass-Through Entity Name</b>
98.001	I	N	61,522	USAID Foreign Assistance for Programs Overseas	CCRDACD0006	Engility Corporation
98.012	I	N	188,867	USAID Development Partnerships for University Cooperation and Developmen	HED060-9748-LAC	Higher Educat Develo
			<u>48,247,188</u>	Total — Research and Development — U. S. Agency for International Developmen		
<b><u>Other Federal Assistance</u></b>						
99	D	N	354,379	Other Federal Assistance		
			<u>354,379</u>	Total — Research and Development — Other Federal Assistance		
			<u>831,359,538</u>	Total — Research and Development		
<b><u>CDBG-State Administered CDBG Cluster:</u></b>						
<b><u>U. S. Department of Housing and Urban Development</u></b>						
14.228	D	N	42,592,671	Community Development Block Grants/State's program and Non-Entitlement Grants in Hawaii		
14.228	I	N	8,629	Community Development Block Grants/State's program and Non-Entitlement Grants in Hawaii	A140022001B12DC370001	City of Henderson
14.255	D	Y	-14,710	ARRA - Community Development Block Grants/State's program and Non-Entitlement Grants in Hawaii – (Recovery Act Funded		
			<u>42,586,590</u>	Total — CDBG-State Administered CDBG Cluster — U. S. Department of Housing and Urban Development		
			<u>42,697,138</u>	Total — CDBG-State Administered CDBG		
<b><u>Statewide Data Systems—Cluster:</u></b>						
<b><u>U. S. Department of Education</u></b>						
84.372	D	N	699,900	Statewide Data Systems		
84.384	I	Y	24,516	ARRA - Statewide Data Systems, Recovery Act	R384A100037-5641-867	Virginia Dept of Education
			<u>724,416</u>	Total — Statewide Data Systems Cluster — U. S. Department of Education		
			<u>724,416</u>	Total —Statewide Data Systems		
<b><u>Student Financial Assistance—Cluster:</u></b>						
<b><u>U. S. Department of Education</u></b>						
84.007	D	N	11,216,643	Federal Supplemental Educational Opportunity Grant		
84.033	D	N	13,625,465	Federal Work-Study Program		
84.038	D	N	99,169,709	Federal Perkins Loan Program-Federal Capital Contributions		
84.063	D	N	777,885,537	Federal Pell Grant Program		
84.268	D	N	1,414,133,008	Federal Direct Student Loans		
84.379	D	N	422,537	Teacher Education Assistance for College and Higher Education Grants (TEACH Grants)		
			<u>2,316,452,899</u>	Total — Student Financial Assistance Programs Cluster — U. S. Department of Education		
<b><u>U. S. Department of Health and Human Services</u></b>						
93.264	D	N	611,614	Nurse Faculty Loan Program (NFLP)		
93.342	D	N	3,764,652	Health Professions Student Loans, Including Primary Care Loans/Loans for Disadvantaged Students		

**SCHEDULE OF EXPENDITURES OF FEDERAL AWARDS (DETAIL)**

For the Fiscal Year Ended June 30, 2014

<b>Federal CFDA Number</b>	<b>Direct/ Indirect</b>	<b>ARRA</b>	<b>Program Expenditures</b>	<b>CFDA Program Title</b>	<b>Pass-Through Number</b>	<b>Pass-Through Entity Name</b>
93.364	D	N	435,739	Nursing Student Loans		
93.925	D	N	2,164,529	Scholarships for Health Professions Students from Disadvantaged Backgrounds		
			6,976,534	Total — Student Financial Assistance Programs Cluster — U. S. Department of Health and Human Services		
			2,323,429,433	Total —Student Financial Assistance		
<b><i>School Improvement Grants—Cluster:</i></b>						
<b><u>U. S. Department of Education</u></b>						
84.377	D	N	13,438,958	School Improvement Grants		
84.377	I	N	18,678	School Improvement Grants	T195N070291-10	Alabama Dept of Education
84.388	D	Y	19,145,906	ARRA - School Improvement Grants, Recovery Act		
			32,603,542	Total — School Improvement Grants Cluster — U. S. Department of Education		
			32,603,542	Total —School Improvement Grants		
<b><i>Supplemental Nutrition Assistance Program (SNAP)—Cluster:</i></b>						
<b><u>U. S. Department of Agriculture</u></b>						
10.551	D	N	2,409,132,037	Supplemental Nutrition Assistance Program		
10.561	D	N	97,402,127	State Administrative Matching Grants for the Supplemental Nutrition Assistance Program		
			2,506,534,164	Total — Supplemental Nutrition Assistance Program (SNAP) — U. S. Department of Agriculture		
			2,506,534,164	Total —Supplemental Nutrition Assistance Program (SNAP)		
<b><i>Special Education—Cluster (IDEA)</i></b>						
<b><u>U. S. Department of Education</u></b>						
84.027	D	N	335,884,215	Special Education-Grants to States		
84.173	D	N	10,976,057	Special Education-Preschool Grants		
			346,860,272	Total — Special Education Cluster (IDEA) — U. S. Department of Education		
			346,860,272	Total —Special Education (IDEA)		
<b><i>TANF—Cluster:</i></b>						
<b><u>U. S. Department of Health and Human Services</u></b>						
93.558	D	N	236,573,209	Temporary Assistance for Needy Families		
			236,573,209	Total — TANF Cluster — U. S. Department of Health and Human Services		
			236,573,209	Total —TANF		
<b><i>Teacher Quality Partnership Grants—Cluster:</i></b>						
<b><u>U. S. Department of Education</u></b>						
84.336	D	N	1,283,267	Teacher Quality Partnership Grants		
84.405	D	Y	1,166,324	ARRA - Teacher Quality Partnerships, Recovery Act		
			2,449,591	Total — Teacher Quality Partnership Grants Cluster — U. S. Department of Education		
			2,449,591	Total —Teacher Quality Partnership Grants		



**SCHEDULE OF EXPENDITURES OF FEDERAL AWARDS (DETAIL)**

For the Fiscal Year Ended June 30, 2014

<b>Federal CFDA Number</b>	<b>Direct/ Indirect</b>	<b>ARRA</b>	<b>Program Expenditures</b>	<b>CFDA Program Title</b>	<b>Pass-Through Number</b>	<b>Pass-Through Entity Name</b>
<b><u>TRIO—Cluster:</u></b>						
<b><u>U. S. Department of Education</u></b>						
84.042	D	N	8,227,326	TRIO-Student Support Services		
84.044	D	N	2,371,526	TRIO-Talent Search		
84.047	D	N	3,946,665	TRIO-Upward Bound		
84.066	D	N	1,362,240	TRIO-Educational Opportunity Centers		
84.217	D	N	420,261	TRIO-McNair Post-Baccalaureate Achievement		
			<u>16,328,018</u>	Total — TRIO Cluster — U. S. Department of Education		
			<u>16,328,018</u>	Total —TRIO		
<b><u>Transit Services Programs—Cluster:</u></b>						
<b><u>U. S. Department of Transportation</u></b>						
20.513	D	N	3,468,171	Enhanced Mobility of Seniors and Individuals with Disabilities		
20.516	D	N	1,877,439	Job Access And Reverse Commute Program		
20.521	D	N	483,612	New Freedom Program		
			<u>5,829,222</u>	Total — Transit Services Programs Cluster — U. S. Department of Transportation		
			<u>5,829,222</u>	Total —Transit Services Programs		
<b><u>WIA—Cluster:</u></b>						
<b><u>U. S. Department of Labor</u></b>						
17.258	D	N	23,007,708	WIA Adult Program		
17.258	I	N	175,784	WIA Adult Program	N/A	Region D
17.258	I	N	249,747	WIA Adult Program	0-2020-33	Cape Fear COG
17.258	I	N	291,633	WIA Adult Program	11-2020-40-6169	Eastern Carolina Workforce Dev Board
17.258	I	N	35,768	WIA Adult Program	1117	Kerr-Tar Regional Council of Governments
17.258	I	N	6,926	WIA Adult Program	12-2020-49-1533	HCCG
17.258	I	N	176,162	WIA Adult Program	13-2020-40-6035-07	Eastern Carolina Workforce Development Board
17.258	I	N	232,491	WIA Adult Program	13-2020-49-1533	HCCG
17.258	I	N	169,907	WIA Adult Program	13-2030-40-6136-03	Eastern Carolina Workforce Development Board
17.258	I	N	104,250	WIA Adult Program	14-2020-40-62227-08	Eastern Carolina Workforce Development Board
17.258	I	N	179,481	WIA Adult Program	14-2020-40-6331-09	Eastern Carolina Workforce Development Board
17.258	I	N	66,534	WIA Adult Program	2020	ECWDB
17.258	I	N	185,690	WIA Adult Program	4505	
17.258	I	N	69,553	WIA Adult Program	9-2020/2040-21-4597-03	Turning Point Workforce Development Board
17.258	I	N	128,859	WIA Adult Program	N/A	Land of Sky Regional Council
17.258	I	N	71,582	WIA Adult Program	WIA-2012-0412-61-57-02	Mountain Area Workforce Development
17.258	I	N	24,734	WIA Adult Program	WIA-Aspire	Mountain Area Workforce Development
17.259	D	N	23,996,216	WIA Youth Activities		
17.259	I	N	167,579	WIA Youth Activities	N/A	Region D
17.259	I	N	218,779	WIA Youth Activities	0-2030-33	Cape Fear COG
17.259	I	N	425,069	WIA Youth Activities	11-2020-40-6169	Eastern Carolina Workforce Development Board
17.259	I	N	130,966	WIA Youth Activities	1117	Kerr-Tar Regional Council of Governments
17.259	I	N	9,931	WIA Youth Activities	12-2040-49-1533	HCCG
17.259	I	N	192,810	WIA Youth Activities	13-2040-49-1533	HCCG
17.259	I	N	184,035	WIA Youth Activities	2040 44 5465	Council of Government
17.259	I	N	158,654	WIA Youth Activities	44-12-5227-Adl/DW/Yth	Lumber River Council of Government
17.259	I	N	341,956	WIA Youth Activities	44-13-5467-Yth	LRCOG
17.259	I	N	57,103	WIA Youth Activities	9-2020/2040-21-4597-03	Turning Point Workforce Development Board

**SCHEDULE OF EXPENDITURES OF FEDERAL AWARDS (DETAIL)**

For the Fiscal Year Ended June 30, 2014

<b>Federal CFDA Number</b>	<b>Direct/ Indirect</b>	<b>ARRA</b>	<b>Program Expenditures</b>	<b>CFDA Program Title</b>	<b>Pass-Through Number</b>	<b>Pass-Through Entity Name</b>
17.259	I	N	128,741	WIA Youth Activities	N/A	Council of Governments
17.259	I	Y	223	ARRA - WIA Youth Activities	2009-1911	Northeast Workforce Dev Bd
17.278	D	N	37,228,136	WIA Dislocated Worker Formula Grants		
17.278	I	N	263,630	WIA Dislocated Worker Formula Grants	N/A	Region D
17.278	I	N	81,124	WIA Dislocated Worker Formula Grants	11-2020-40-6169	Eastern Carolina Workforce Development Board
17.278	I	N	7,401	WIA Dislocated Worker Formula Grants	12-2030-49-1533	HCCG
17.278	I	N	1,402	WIA Dislocated Worker Formula Grants	12-2031-49-1533	HCCG
17.278	I	N	15,460	WIA Dislocated Worker Formula Grants	12-2031-49-1533OJT	HCCG
17.278	I	N	82,530	WIA Dislocated Worker Formula Grants	13-2020-40-6136-03	Eastern Carolina Workforce Development Board
17.278	I	N	235,403	WIA Dislocated Worker Formula Grants	13-2030-49-1533	HCCG
17.278	I	N	100,000	WIA Dislocated Worker Formula Grants	13-2031-49-1533	HCCG
17.278	I	N	231,258	WIA Dislocated Worker Formula Grants	13-2031-49-1533OJT	HCCG
17.278	I	N	45,209	WIA Dislocated Worker Formula Grants	2020	ECWDB
			<u>89,480,424</u>	Total — WIA Cluster — U. S. Department of Labor		
			<u>89,480,424</u>	Total —WIA		

**Other Programs:****U. S. Department of Agriculture**

10	D	N	1,070,205	U. S. Department of Agriculture		
10	D	Y	4,990	ARRA - U. S. Department of Agriculture		
10	I	N	25,474	U. S. Department of Agriculture	018000.340452.19	Mississippi State Univ
10	I	N	22,365	U. S. Department of Agriculture	2014-0482	Carolina Farm Stewardship Assc
10	I	N	10,315	U. S. Department of Agriculture	RC100236NC	The Regents of the Univ of Michigar
10	I	N	9,844	U. S. Department of Agriculture	VSU SUBAgreement TO NCA&T DAT	Virginia State Univ
10.001	D	N	43,371	Agricultural Research-Basic and Applied Research		
10.025	D	N	2,237,959	Plant and Animal Disease, Pest Control, and Animal Care		
10.153	D	N	5,000	Market News		
10.156	D	N	12,566	Federal-State Marketing Improvement Program		
10.156	I	N	3,980	Federal-State Marketing Improvement Program	5613240 / PO # 39845	Univ of Connecticut
10.163	D	N	92,892	Market Protection and Promotion		
10.168	D	N	25,554	Farmers' Market and Local Food Promotion Program		
10.170	D	N	1,027,127	Specialty Crop Block Grant Program - Farm Bill		
10.170	I	N	9,789	Specialty Crop Block Grant Program-Farm Bill	2013-2155	NC Nursery & Landscape Assoc.
10.170	I	N	5,086	Specialty Crop Block Grant Program-Farm Bill	2013-2649	NC Strawberry Assoc.
10.200	D	N	16,389	Grants for Agricultural Research, Special Research Grants		
10.203	D	N	154,556	Payments to Agricultural Experiment Stations Under the Hatch Ac		
10.206	D	N	4,323,064	Grants for Agricultural Research-Competitive Research Grants		
10.210	D	N	199,064	Higher Education - Graduate Fellowships Grant Program		
10.212	I	N	10	Small Business Innovation Research	2013-0100	Farmhand Foods
10.215	I	N	1,103	Sustainable Agriculture Research and Educator	RD309-101/3842758	USDA-Cooperative State Research Education Ext Service
10.215	I	N	632	Sustainable Agriculture Research and Educator	RD309-105/4692998	Univ of Georgia
10.215	I	N	3,667	Sustainable Agriculture Research and Educator	RD309-122/4941316	Univ of Georgia
10.215	I	N	18,333	Sustainable Agriculture Research and Educator	RD309-125/4940946	Univ of Georgia
10.215	I	N	6,107	Sustainable Agriculture Research and Educator	UF10247	Univ of Florida
10.216	D	N	403,988	1890 Institution Capacity Building Grants		
10.216	I	N	7,284	1890 Institution Capacity Building Grants	OSP02830020120022	Southern Univ A&M
10.216	I	N	9,804	1890 Institution Capacity Building Grants	Sub Agreement VSU Dated 2-17-14	Virginia State Univ
10.217	D	N	142,541	Higher Education - Institution Challenge Grants Program		
10.217	I	N	37,812	Higher Education - Institution Challenge Grants Program	320699-19071	Virginia Polytechnic Inst
10.217	I	N	-2,274	Higher Education-Institution Challenge Grants Program	416-43-24 B	Iowa State Univ

**SCHEDULE OF EXPENDITURES OF FEDERAL AWARDS (DETAIL)**

For the Fiscal Year Ended June 30, 2014

<b>Federal CFDA Number</b>	<b>Direct/ Indirect</b>	<b>ARRA</b>	<b>Program Expenditures</b>	<b>CFDA Program Title</b>	<b>Pass-Through Number</b>	<b>Pass-Through Entity Name</b>
10.217	I	N	7,548	Higher Education-Institution Challenge Grants Program	63630	Ohio State Univ
10.217	I	N	25,880	Higher Education - Institution Challenge Grants Program	UF11254	Univ of Florida
10.220	D	N	110,725	Higher Education - Multicultural Scholars Grant Program		
10.224	D	N	-6,155	Fund for Rural America-Research, Education, and Extension Activities		
10.250	D	N	132,589	Agricultural and Rural Economic Research, Cooperative Agreements and Collaborations		
10.253	D	N	35,830	Food Assistance and Nutrition Research Programs (FANRP)		
10.255	I	N	2,273	Research Innovation and Development Grants in Economic (RIDGE)	018000.321470.17	Mississippi State Univ
10.255	I	N	36,657	Research Innovation and Development Grants in Economic (RIDGE)	471K461	Univ of Wisconsin-Madison
10.303	D	N	821,201	Integrated Programs		
10.303	I	N	52,516	Integrated Programs	1590-207-2008693	Clemson Univ
10.303	I	N	5,566	Integrated Programs	451008	Texas A&M Univ
10.303	I	N	1,128	Integrated Programs	545850-19071	Virginia Polytechnic Inst
10.303	I	N	-6,989	Integrated Programs	Subaward No. 451012	Texas A&M Univ
10.304	D	N	47,835	Homeland Security-Agriculture		
10.304	I	N	17,108	Homeland Security-Agriculture	RC101676NCSU	Michigan State Univ
10.304	I	N	19,519	Homeland Security-Agriculture	UFDSP00010246	Univ of Florida
10.305	D	N	114,013	International Science and Education Grants		
10.309	I	N	4,627	Specialty Crop Research Initiative	H001545603	Univ of Minnesota
10.310	D	N	666,514	Agriculture and Food Research Initiative (AFRI)		
10.310	I	N	199,796	Agriculture and Food Research Initiative (AFRI)	25-6239-0235-305	Univ of Nebraska-Lincoln
10.310	I	N	11,600	Agriculture and Food Research Initiative (AFRI)	320709-19071	Virginia Polytechnic Inst
10.310	I	N	1,178	Agriculture and Food Research Initiative (AFRI)	545892-19071	Virginia Polytechnic Inst
10.310	I	N	64,471	Agriculture and Food Research Initiative (AFRI)	62524-9497	Cornell Univ
10.310	I	N	4,071	Agriculture and Food Research Initiative (AFRI)	S110031	Texas A&M Univ
10.310	I	N	13,120	Agriculture and Food Research Initiative (AFRI)	UF11100	Univ of Florida
10.310	I	N	718,325	Agriculture and Food Research Initiative (AFRI)	UF11102	Univ of Florida
10.310	I	N	114,829	Agriculture and Food Research Initiative (AFRI)	Z552806	Univ of Maryland
10.311	D	N	136,201	Beginning Farmer and Rancher Development Program		
10.311	I	N	54,461	Beginning Farmer and Rancher Development Program	2012-0276	Inter-Faith Food Shuttle
10.311	I	N	50,575	Beginning Farmer and Rancher Development Program	2140-2	Nat'l Ctr For Appropriate Tech
10.319	I	N	5,175	Farm Business Management and Benchmarking Competitive Grants Program	#FAR-0020967	North Dakota State Univ
10.435	D	N	91,568	State Mediation Grants		
10.455	D	N	36,348	Community Outreach and Assistance Partnership Program		
10.459	D	N	11,715	Commodity Partnerships for Small Agricultural Risk Management Education Sessions		
10.475	D	N	3,793,878	Cooperative Agreements with States for Intrastate Meat and Poultry Inspection		
10.479	D	N	220,686	Food Safety Cooperative Agreements		
10.500	D	N	12,715,973	Cooperative Extension Service		
10.500	I	N	14,198	Cooperative Extension Service	13-070	Univ of New Hampshire
10.500	I	N	13,670	Cooperative Extension Service	21662-05	Univ of Arkansas
10.500	I	N	23,514	Cooperative Extension Service	21663-02 PO#P0040758	Univ of Arkansas
10.500	I	N	7,146	Cooperative Extension Service	21663-19 PO#P0040668	Univ of Arkansas
10.500	I	N	33,825	Cooperative Extension Service	25-6329-0059-809	Univ of Nebraska-Lincoln
10.500	I	N	394,643	Cooperative Extension Service	25-6365-0040-005	Univ of Nebraska-Lincoln
10.500	I	N	12,823	Cooperative Extension Service	25-6365-0040-115	Univ of Nebraska-Lincoln
10.500	I	N	10,242	Cooperative Extension Service	25-6365-0050-051	Univ of Nebraska-Lincoln
10.500	I	N	67,952	Cooperative Extension Service	26-6365-0001-407	Univ of Nebraska-Lincoln
10.500	I	N	4,839	Cooperative Extension Service	3048107987-09-439	Univ of Kentucky Res. Found.
10.500	I	N	1,955	Cooperative Extension Service	39 3124411666122	Tuskegee Univ
10.500	I	N	11,734	Cooperative Extension Service	H000756404	Univ of Minnesota

**SCHEDULE OF EXPENDITURES OF FEDERAL AWARDS (DETAIL)**

For the Fiscal Year Ended June 30, 2014

<b>Federal CFDA Number</b>	<b>Direct/ Indirect</b>	<b>ARRA</b>	<b>Program Expenditures</b>	<b>CFDA Program Title</b>	<b>Pass-Through Number</b>	<b>Pass-Through Entity Name</b>
10.500	I	N	17,491	Cooperative Extension Service	RE-675-167/4941466	Univ of Georgia
10.500	I	N	12,491	Cooperative Extension Service	RE582-364/4942436	Univ of Georgia
10.500	I	N	35,117	Cooperative Extension Service	RE675-167/4944396	Univ of Georgia
10.500	I	N	21,986	Cooperative Extension Service	S11218	Kansas State Univ
10.500	I	N	25,000	Cooperative Extension Service	S13081	Kansas State Univ
10.500	I	N	101,535	Cooperative Extension Service	S14018	Kansas State Univ
10.500	I	N	2,568	Cooperative Extension Service	UF-12073	Univ of Florida
10.500	I	N	12,933	Cooperative Extension Service	UF13124	Univ of Florida
10.500	I	N	1,496	Cooperative Extension Service	UTSTUNV46448	Univ of Wyoming
10.549	D	N	18,622	Rural Child Poverty Nutrition Center		
10.557	D	N	197,686,453	Special Supplemental Nutrition Program for Women, Infants, and Childre		
10.558	D	N	88,911,703	Child and Adult Care Food Program		
10.560	D	N	8,582,050	State Administrative Expenses for Child Nutritior		
10.567	D	N	825,553	Food Distribution Program on Indian Reservations		
10.572	D	N	126,844	WIC Farmers' Market Nutrition Program (FMNP)		
10.576	D	N	67,973	Senior Farmers Market Nutrition Program		
10.578	D	N	2,398,483	WIC Grants To States (WGS)		
10.578	D	Y	8,410,606	ARRA - WIC Grants To States (WGS)		
10.579	D	N	553,405	Child Nutrition Discretionary Grants Limited Availability		
10.582	D	N	3,785,880	Fresh Fruit and Vegetable Program		
10.583	I	N	32,534	Hunger Free Communities	#2001407938	John Hopkins Univ
10.600	D	N	21,722	Foreign Market Development Cooperator Program		
10.652	D	N	527,257	Forestry Research		
10.664	D	N	3,586,032	Cooperative Forestry Assistance		
10.664	I	N	2,807	Cooperative Forestry Assistance	RE353-420/4786576	Univ of Georgia
10.664	I	N	47,054	Cooperative Forestry Assistance	TFS-439643-1	Texas A&M Forest Svc
10.676	D	N	2,940,628	Forest Legacy Program		
10.678	D	N	173,515	Forest Stewardship Program		
10.680	D	N	669,090	Forest Health Protection		
10.681	D	N	28,849	Wood Education and Resource Center (WERC)		
10.855	D	N	136,788	Distance Learning and Telemedicine Loans and Grants		
10.902	D	N	617,603	Soil and Water Conservation		
10.903	D	N	53,185	Soil Survey		
10.912	D	N	208,144	Environmental Quality Incentives Program		
10.912	I	N	69,762	Environmental Quality Incentives Program	RI-100-304-NC-State	Rodale Institute
10.960	D	N	96,627	Technical Agricultural Assistance		
10.962	D	N	49,969	Cochran Fellowship Program-International Training-Foreign Participan		
			351,717,248	Total — Other Programs — U. S. Department of Agriculture		

**U. S. Department of Commerce**

11	D	N	41,357	U. S. Department of Commerce		
11	I	N	75,398	U. S. Department of Commerce	70NANB13H192	Edison Welding Institute
11	I	N	56,967	U. S. Department of Commerce	SA-13-03-NC	South Atlantic Fishery Management Council
11	I	N	11,920	U. S. Department of Commerce	T7268-S120	Georgia Institute of Tech.
11.303	D	N	237,370	Economic Development-Technical Assistance		
11.417	D	N	1,859,898	Sea Grant Support		
11.417	I	N	27,288	Sea Grant Support	RE746-073/4942226	Univ of Georgia
11.417	I	N	6,443	Sea Grant Support	UF-12130	Univ of Florida
11.419	I	N	91,025	Coastal Zone Management Administration Awards	2012-2707	Chagrin River Watershed
11.431	I	N	39,606	Climate and Atmospheric Research	10029211/557723	Univ Pennsylvania
11.431	I	N	8,298	Climate and Atmospheric Research	132315/13540FA93	Univ South Carolina

**SCHEDULE OF EXPENDITURES OF FEDERAL AWARDS (DETAIL)**

For the Fiscal Year Ended June 30, 2014

<b>Federal CFDA Number</b>	<b>Direct/ Indirect</b>	<b>ARRA</b>	<b>Program Expenditures</b>	<b>CFDA Program Title</b>	<b>Pass-Through Number</b>	<b>Pass-Through Entity Name</b>
11.431	I	N	14,166	Climate and Atmospheric Research	142569	Univ South Carolina
11.431	I	N	1,275	Climate and Atmospheric Research	NO. NA221A-C	Oregon State Univ
11.431	I	N	643	Climate and Atmospheric Research	NOAA034/05	Eastern Research Group
11.431	I	N	1,558	Climate and Atmospheric Research	NOAANA09NMF4720414	Commerican Fisheries Fdn
11.435	D	N	104,075	Southeast Area Monitoring and Assessment Program		
11.439	D	N	101,726	Marine Mammal Data Program		
11.440	D	N	193,470	Environmental Sciences, Applications, Data, and Education		
11.459	D	N	20,101	Weather and Air Quality Research		
11.459	I	N	12,413	Weather and Air Quality Research	NNC2012-13NOAA	Nurture Nature Ctr
11.460	D	N	39,360	Special Oceanic and Atmospheric Projects		
11.468	D	N	30,970	Applied Meteorological Research		
11.469	D	N	59,359	Congressionally Identified Awards and Projects		
11.472	D	N	39,997	Unallied Science Program		
11.473	I	N	30,002	Coastal Services Center	933920000020121/33	Univ Georgia
11.473	I	N	9,275	Coastal Services Center	SAA12(188)ECUJW2	SE Coastal Ocean Observing
11.481	I	N	20,459	Educational Partnership Program	003499-C3862	Florida A&M Univ
11.483	I	N	13,157	NOAA Programs for Disaster Relief Appropriations Act - Non-construction and Construction	63060003NAI30AR4830227	Nurture Nature Ctr
11.549	D	N	85,388	State and Local Implementation Grant Program		
11.557	D	N	358,041	Broadband Technology Opportunities Program (BTOP)		
11.557	D	Y	1,662,211	ARRA - Broadband Technology Opportunities Program (BTOP)		
11.609	D	N	429,538	Measurement and Engineering Research and Standards		
11.611	D	N	2,291,052	Manufacturing Extension Partnership		
			7,973,806	Total — Other Programs — U. S. Department of Commerce		

**U. S. Department of Defense**

12	D	N	2,353,710	U. S. Department of Defense	13-24	Academy of Applied Science
12	I	N	2,600	U. S. Department of Defense	178504	Battelle Memorial Inst
12	I	N	3,818	U. S. Department of Defense	2012 REAP IN STATISCS	Academy of Applied Science
12	I	N	785	U. S. Department of Defense	245450-1	Los Alamos National Sec
12	I	N	69,255	U. S. Department of Defense	2975-07-0530	Point One, LLC
12	I	N	152,426	U. S. Department of Defense	2975-14-0749	Nanohmics, Inc.
12	I	N	3,807	U. S. Department of Defense	2975-2012-0598	Irflex Corporation
12	I	N	42,526	U. S. Department of Defense	4300080655	B&W Y-12
12	I	N	112,932	U. S. Department of Defense	948-7558-201-2004604	Clemson Univ
12	I	N	17	U. S. Department of Defense	GC5464	Geosyntec Consultants
12	I	N	15,321	U. S. Department of Defense	N/A	MCCYN
12	I	N	81,613	U. S. Department of Defense	PO157466	Univ of Southern Cal
12	I	N	15,527	U. S. Department of Defense	S11-36	Pennsylvania State Univ
12	I	N	4,145	U. S. Department of Defense	SB1204-001-7	Spectral Energies, LLC
12	I	N	11,540	U. S. Department of Defense	Sotera-SA-FY11-032	Sotera Defense Solutions
12	I	N	12,612	U. S. Department of Defense	Subcontract MP-NC A&T SU-SC-01	Binary Group, Inc
12	I	N	-14,842	U. S. Department of Defense	TSC-1034-34141	Technology Svs Corp
12	I	N	18,764	U. S. Department of Defense		
12.002	D	N	356,369	Procurement Technical Assistance For Business Firms		
12.300	D	N	833,928	Basic and Applied Scientific Research		
12.300	I	N	12,931	Basic and Applied Scientific Research	07-S140728	Texas A&M Univ
12.300	I	N	7,310	Basic and Applied Scientific Research	1140165PO224208	Carnegie Mellon Univ
12.300	I	N	20,586	Basic and Applied Scientific Research	201323A	Florida Institute of Tech
12.300	I	N	836,409	Basic and Applied Scientific Research	W9126G-12-2-0051	Co-Op Ecosystem Studies Unit
12.351	I	N	54,635	Basic Scientific Research-Combating Weapons of Mass Destruction	60040194	OSU Research Fnd

**SCHEDULE OF EXPENDITURES OF FEDERAL AWARDS (DETAIL)**

For the Fiscal Year Ended June 30, 2014

<b>Federal CFDA Number</b>	<b>Direct/ Indirect</b>	<b>ARRA</b>	<b>Program Expenditures</b>	<b>CFDA Program Title</b>	<b>Pass-Through Number</b>	<b>Pass-Through Entity Name</b>
12.357	I	N	38,173	ROTC Language and Culture Training Grants	2012-GO-NCSTATE	Institute of Int'l Education
12.357	I	N	372,976	ROTC Language and Culture Training Grants	2013-GO-NCSU	Institute of Int'l Education
12.400	D	N	2,193,729	Military Construction, National Guard		
12.401	D	N	21,712,473	National Guard Military Operations and Maintenance (O&M) Project		
12.404	D	N	2,989,056	National Guard Challenge Program		
12.420	D	N	1,080,233	Military Medical Research and Development		
12.420	I	N	2,747	Military Medical Research and Development	221577W81XH0920001	General Hosp Corp
12.431	D	N	1,473,282	Basic Scientific Research		
12.431	I	N	231,011	Basic Scientific Research	C648921593/28537981	Univ Connecticut
12.431	I	N	179,193	Basic Scientific Research	NA	Univ of Illinois
12.431	I	N	28,550	Basic Scientific Research	P010202825	Science Applications International Corp
12.579	I	N	744,361	Language Training Center	2012-LTC-NCSU	Institute of Int'l Education
12.579	I	N	791,830	Language Training Center	2013-LTC-NCSU	Institute of Int'l Education
12.630	D	N	610,690	Basic, Applied, and Advanced Research in Science and Engineering		
12.630	I	N	15,190	Basic, Applied, and Advanced Research in Science and Engineering	DOE SEP-5-12	Academy of Applied Science
12.800	D	N	637,361	Air Force Defense Research Sciences Program		
12.800	I	N	235	Air Force Defense Research Sciences Program	FWL-SC-11201-01	Foresight Wireless, LLC
12.800	I	N	176,815	Air Force Defense Research Sciences Program	UF-EIES-1202005-UNC	Univ of Florida
12.900	D	N	193,712	Language Grant Program		
12.901	D	N	237,627	Mathematical Sciences Grants Program		
12.901	I	N	4,131	Mathematical Sciences Grants Program	245153	Simons Foundation
12.902	D	N	74,599	Information Security Grant Program		
12.910	I	N	1,322	Research and Technology Development	64016304-01	Univ of Central Florida
			<u>38,798,020</u>	Total — Other Programs — U. S. Department of Defense		
<b><u>U. S. Central Intelligence Agency</u></b>						
13	I	N	24,588	U. S. Central Intelligence Agency	411259706	Purdue Univ
			<u>24,588</u>	Total — Other Programs — U. S. Central Intelligence Agency		
<b><u>U. S. Department of Housing and Urban Development</u></b>						
14	I	N	12,250	U. S. Department of Housing and Urban Development	Agreement Dated 4-1-11	City of Greensboro
14	I	N	1,594	U. S. Department of Housing and Urban Development	Agreement Dated 4/21/11	Piedmont Triad Council of Governments
14.169	D	N	19,643	Housing Counseling Assistance Program		
14.171	D	N	48,225	Manufactured Home Dispute Resolution		
14.231	D	N	4,071,604	Emergency Solutions Grant Program		
14.241	D	N	2,260,585	Housing Opportunities for Persons with AIDS		
14.401	D	N	122,637	Fair Housing Assistance Program-State and Local		
14.520	D	N	881,861	Historically Black Colleges and Universities Program		
14.703	I	N	60,834	Sustainable Communities Regional Planning Grant Program	2014-0675	Appalachian Sust. Agr'l Proj
14.703	I	N	70,605	Sustainable Communities Regional Planning Grant Program	5811-01/5811-02	Centralina Council of Govt
14.703	I	N	525	Sustainable Communities Regional Planning Grant Program	FD 205441	Piedmont Authority for Regional Transportation
14.704	I	N	711	Community Challenge Planning Grants and the Department of Transportation's TIGER II Planning Grants	FD 205507	City of High Point
14.900	D	N	349,688	Lead-Based Paint Hazard Control in Privately-Owned Housing		
14.900	I	N	19,806	Lead-Based Paint Hazard Control in Privately-Owned Housing	2013-5268	City of High Point
14.906	D	N	273,186	Healthy Homes Technical Studies Grants		
			<u>8,193,754</u>	Total — Other Programs — U. S. Department of Housing and Urban Development		
<b><u>U. S. Department of Interior</u></b>						
15	I	N	6,249	U. S. Department of Interior	2012-000069	Puerto Rico DENR
15.225	I	N	40,827	Recreation Resource Management	13005078A00	Univ Massachusetts

**SCHEDULE OF EXPENDITURES OF FEDERAL AWARDS (DETAIL)**

For the Fiscal Year Ended June 30, 2014

<b>Federal CFDA Number</b>	<b>Direct/ Indirect</b>	<b>ARRA</b>	<b>Program Expenditures</b>	<b>CFDA Program Title</b>	<b>Pass-Through Number</b>	<b>Pass-Through Entity Name</b>
15.235	I	N	61,604	Southern Nevada Public Land Management	11784400	Univ Nevada Las Vegas
15.423	D	N	56,648	Bureau of Ocean Energy Management (BOEM) Environmental Studies Program (ESP)		
15.608	I	N	41,160	Fish and Wildlife Management Assistance	40181AJ186	Mississippi State Univ
15.615	D	N	248,470	Cooperative Endangered Species Conservation Fund		
15.616	D	N	26,480	Clean Vessel Act Program		
15.622	D	N	272,904	Sportfishing and Boating Safety Act		
15.626	D	N	277,186	Enhanced Hunter Education and Safety Program		
15.630	D	N	16,306	Coastal Program		
15.632	I	N	7,844	Conservation Grants Private Stewardship for Imperiled Species	F13AP000833	Chicago Botanic Garden
15.634	D	N	1,148,700	State Wildlife Grants		
15.637	I	N	89,940	Migratory Bird Joint Ventures	19100033130106/40181AJ186	Mississippi State Univ
15.649	I	N	6,339	Service Training and Technical Assistance (Generic Training)	F12AC0105513009A	Missouri State Univ
15.650	D	N	44,836	Research Grants (Generic)		
15.657	D	N	167,077	Endangered Species Conservation-Recovery Implementation Fund		
15.660	D	N	13,420	Endangered Species - Candidate Conservation Action Fund		
15.663	I	N	9,840	National Fish and Wildlife Foundation	4966-NCSU-USFWS-2215	Pennsylvania State Univ
15.669	D	N	518	Cooperative Landscape Conservation		
15.808	D	N	158,472	U. S. Geological Survey-Research and Data Collection		
15.808	I	N	10,549	U. S. Geological Survey-Research and Data Collection	AV08NC0108HQGR0157	America View
15.809	D	N	3,680	National Spatial Data Infrastructure Cooperative Agreements Program		
15.810	D	N	7,374	National Cooperative Geologic Mapping Program		
15.815	I	N	24,155	National Land Remote Sensing-Education Outreach and Research	AV13NC01G14AP00002	America View
15.816	D	N	29,494	Minerals Resources External Research Program		
15.904	D	N	822,995	Historic Preservation Fund Grants-In-Aid		
15.916	D	N	26,850	Outdoor Recreation-Acquisition, Development and Planning		
15.926	D	N	12,696	American Battlefield Protection		
15.931	D	N	46,093	Conservation Activities by Youth Service Organizations		
15.939	D	N	20,580	National Heritage Area Federal Financial Assistance		
15.945	D	N	277,359	Cooperative Research and Training Programs-Resources of the National Park System		
			3,976,645	Total — Other Programs — U. S. Department of Interior		
<b>U. S. Department of Justice</b>						
16	D	N	386,218	U. S. Department of Justice		
16.013	D	N	73,369	Violence Against Women Act Court Training and Improvement Grants		
16.017	D	N	337,872	Sexual Assault Services Formula Program		
16.523	D	N	651,827	Juvenile Accountability Block Grants		
16.525	D	N	155,059	Grants to Reduce Domestic Violence, Dating Violence, Sexual Assault, and Stalking on Campus		
16.525	I	N	7,755	Grants to Reduce Domestic Violence, Dating Violence, Sexual Assault, and Stalking on Campus	BC-2013-DOJ-A&T	Bennett College
16.540	D	N	482,550	Juvenile Justice and Delinquency Prevention-Allocation to State		
16.543	D	N	456,507	Missing Children's Assistance		
16.548	D	N	72,870	Title V-Delinquency Prevention Program		
16.550	D	N	32,268	State Justice Statistics Program for Statistical Analysis Centers		
16.560	D	N	600,242	National Institute of Justice Research, Evaluation, and Development Project Grants		
16.575	D	N	11,700,215	Crime Victim Assistance		
16.576	D	N	2,769,332	Crime Victim Compensation		
16.580	D	N	83,602	Edward Byrne Memorial State and Local Law Enforcement Assistance Discretionary Grants Program		
16.582	D	N	194,027	Crime Victim Assistance/Discretionary Grants		

**SCHEDULE OF EXPENDITURES OF FEDERAL AWARDS (DETAIL)**

For the Fiscal Year Ended June 30, 2014

<b>Federal CFDA Number</b>	<b>Direct/ Indirect</b>	<b>ARRA</b>	<b>Program Expenditures</b>	<b>CFDA Program Title</b>	<b>Pass-Through Number</b>	<b>Pass-Through Entity Name</b>
16.585	D	N	98,194	Drug Court Discretionary Grant Program		
16.585	I	N	63,125	Drug Court Discretionary Grant Program	2010-DC-BX-0086	Wake County Finance
16.588	D	N	3,847,604	Violence Against Women Formula Grants		
16.590	I	N	125,770	Grants to Encourage Arrest Policies and Enforcement of Protection Orders Program	2008-WE-AX-0014	Haywood County
16.590	I	N	94,760	Grants to Encourage Arrest Policies and Enforcement of Protection Orders Program	2011-WE-AX-0038	City of Durham
16.593	D	N	463,511	Residential Substance Abuse Treatment for State Prisoners		
16.606	D	N	2,827,556	State Criminal Alien Assistance Program		
16.607	D	N	59,437	Bulletproof Vest Partnership Program		
16.609	D	N	26,301	Project Safe Neighborhoods		
16.710	D	N	34,908	Public Safety Partnership and Community Policing Grants		
16.726	I	N	56,864	Juvenile Mentoring Program	2012-JU-FX-0016	National 4-H Council
16.726	I	N	11,720	Juvenile Mentoring Program	2013-JU-FX-0022	National 4-H Council
16.726	I	N	645	Juvenile Mentoring Program	554949 ALLEN, K.	National 4-H Council
16.726	I	N	800	Juvenile Mentoring Program	NC10825-13-0614-E1	National CASA Assoc
16.726	I	N	3,300	Juvenile Mentoring Program	NC10825-13-0614-F1	National CASA Assoc
16.726	I	N	17,500	Juvenile Mentoring Program	NC10922-13-0613-S1	National CASA Assoc
16.726	I	N	3,300	Juvenile Mentoring Program	NC10922-13-0614-L1	National CASA Assoc
16.726	I	N	72,262	Juvenile Mentoring Program	NMP III-334	National 4-H Council
16.727	D	N	28,865	Enforcing Underage Drinking Laws Program		
16.731	I	N	3,482	Tribal Youth Program	2011-TY-FX-0031	National 4-H Council
16.735	D	N	122,627	Protecting Inmates and Safeguarding Communities Discretionary Grant Program		
16.740	D	N	225,000	Statewide Automated Victim Information Notification (SAVIN) Program		
16.741	D	N	1,137,351	DNA Backlog Reduction Program		
16.742	D	N	484,479	Paul Coverdell Forensic Sciences Improvement Grant Program		
16.746	D	N	17,244	Capital Case Litigation		
16.751	I	N	185,398	Edward Byrne Memorial Competitive Grant Program	12-SA-161-1873	The Council of State Government
16.754	D	N	29,436	Harold Rogers Prescription Drug Monitoring Program		
16.756	I	N	12,400	Court Appointed Special Advocates	NC10922-13-1013-S	National CASA Assoc
16.758	I	N	4,560	Improving the Investigation and Prosecution of Child Abuse and the Regional and Local Children's Advocacy Centers	14GREENSA13	Children's Advocacy Cntr
16.758	I	N	4,483	Improving the Investigation and Prosecution of Child Abuse and the Regional and Local Children's Advocacy Centers	15GREENSA14	Children's Advocacy Cntr
16.758	I	N	15,594	Improving the Investigation and Prosecution of Child Abuse and the Regional and Local Children's Advocacy Centers	2871514	Children's Advocacy Cntr
16.800	D	N	1,698	Recovery Act - Internet Crimes against Children Task Force Program (ICAC)		
16.816	D	N	26,965	John R. Justice Prosecutors and Defenders Incentive Act		
			<u>28,110,852</u>	Total — Other Programs — U. S. Department of Justice		
<b>U. S. Department of Labor</b>						
17.002	D	N	1,795,590	Labor Force Statistics		
17.005	D	N	144,802	Compensation and Working Conditions		
17.225	D	N	768,142,016	Unemployment Insurance		
17.225	D	Y	2,039,302	ARRA - Unemployment Insurance		
17.235	D	N	2,184,293	Senior Community Service Employment Program		
17.245	D	N	11,300,921	Trade Adjustment Assistance		
17.260	D	N	626,025	WIA Dislocated Workers	0-2040-33	Cape Fear COG
17.260	I	N	108,707	WIA Dislocated Workers	13-2030-40-6035-07	Eastern Carolina Workforce Development Board
17.260	I	N	2,431	WIA Dislocated Workers	14-2030-40-6331-09	Eastern Carolina Workforce Dev. Board
17.260	I	N	104,207	WIA Dislocated Workers	N/A	Land of Sky Regional Council
17.260	I	N	216,059	WIA Dislocated Workers		



**SCHEDULE OF EXPENDITURES OF FEDERAL AWARDS (DETAIL)**

For the Fiscal Year Ended June 30, 2014

<b>Federal CFDA Number</b>	<b>Direct/ Indirect</b>	<b>ARRA</b>	<b>Program Expenditures</b>	<b>CFDA Program Title</b>	<b>Pass-Through Number</b>	<b>Pass-Through Entity Name</b>
17.260	I	N	14,351	WIA Dislocated Workers	WIA-2012-0412-61-11-02	Mountain Area Workforce Development
17.260	I	N	20,575	WIA Dislocated Workers	WIA-2012-0412-61-57-02	Mountain Area Workforce Development
17.261	D	N	42,175	WIA Pilots, Demonstrations, and Research Projects		
17.265	D	N	279,903	Native American Employment and Training		
17.268	D	N	1,160,578	H-1B Job Training Grants		
17.271	D	N	453,966	Work Opportunity Tax Credit Program (WOTC)		
17.273	D	N	82,796	Temporary Labor Certification for Foreign Workers		
17.275	D	Y	65,811	ARRA - Program of Competitive Grants for Worker Training and Placement in High Growth and Emerging Industry Sectors		
17.280	D	N	147,362	Workforce Investment Act (WIA) Dislocated Worker National Reserve Demonstration Grants		
17.281	D	N	1,747,841	Workforce Investment Act (WIA) Dislocated Worker National Reserve Technical Assistance and Training		
17.282	D	N	9,609,708	Trade Adjustment Assistance Community College and Career Training (TAACCT) Grants		
17.282	I	N	614,886	Trade Adjustment Assistance Community College and Career Training (TAACCT) Grants	TC-23794-12-60-A-20	Wichita Area Technical Coll
17.502	D	N	23,088	Occupational Safety and Health-Susan Harwood Training Grant		
17.503	D	N	5,173,728	Occupational Safety and Health-State Program		
17.504	D	N	1,378,074	Consultation Agreements		
17.600	D	N	95,282	Mine Health and Safety Grants		
			<u>807,574,477</u>	Total — Other Programs — U. S. Department of Labor		
<b><u>U. S. Department of State</u></b>						
19.040	D	N	107,260	Public Diplomacy Programs		
19.400	I	N	94,374	Academic Exchange Programs-Graduate Students	2014-0931	Institute of Int'l Education
19.501	D	N	284,116	Public Diplomacy Programs for Afghanistan and Pakistan		
			<u>485,750</u>	Total — Other Programs — U. S. Department of State		
<b><u>U. S. Department of Transportation</u></b>						
20	D	N	100,679	U. S. Department of Transportation		
20	I	N	136,410	U. S. Department of Transportation	13-025	Triangle Transit Authority
20	I	N	356	U. S. Department of Transportation	2012-2940	Triangle Transit Authority
20	I	N	25,382	U. S. Department of Transportation	DTRT07-G-0004	Univ of Tennessee-Knoxville
20	I	N	13,883	U. S. Department of Transportation	Task Order 13-NCA&T-E1	Univ of Tennessee-Knoxville
20.106	D	N	22,087,866	Airport Improvement Program		
20.218	D	N	564,757	National Motor Carrier Safety		
20.231	D	N	10,000	Performance and Registration Information Systems Management		
20.232	D	N	223,254	Commercial Driver's License Program Improvement Grant		
20.234	D	N	210,699	Safety Data Improvement Program		
20.235	D	N	57,109	Commercial Motor Vehicle Operator Training Grants		
20.237	D	N	449,262	Commercial Vehicle Information Systems and Networks		
20.313	D	N	-1	Railroad Research and Development		
20.314	D	N	355,918	Railroad Development		
20.319	D	N	18,020	High-Speed Rail Corridors and Intercity Passenger Rail Service-Capital Assistance Grants		
20.319	D	Y	85,121,090	ARRA - High-Speed Rail Corridors and Intercity Passenger Rail Service-Capital Assistance Grants		
20.505	D	N	1,352,213	Metropolitan Transportation Planning		
20.509	D	N	24,184,221	Formula Grants for Rural Areas		
20.509	D	Y	2,480,450	ARRA - Formula Grants for Rural Areas		
20.604	D	N	812,669	Safety Incentive Grants for Use of Seatbelts		

**SCHEDULE OF EXPENDITURES OF FEDERAL AWARDS (DETAIL)**

For the Fiscal Year Ended June 30, 2014

<b>Federal CFDA Number</b>	<b>Direct/ Indirect</b>	<b>ARRA</b>	<b>Program Expenditures</b>	<b>CFDA Program Title</b>	<b>Pass-Through Number</b>	<b>Pass-Through Entity Name</b>
20.607	D	N	1,039,389	Alcohol Open Container Requirements		
20.614	I	N	9,127	National Highway Traffic Safety Administration (NHTSA) Discretionary Safety Grants	DTNH2209D00138	Dunlap & Assoc
20.616	D	N	1,038,148	National Priority Safety Programs		
20.700	D	N	330,721	Pipeline Safety Program State Base Grant		
20.703	D	N	453,713	Interagency Hazardous Materials Public Sector Training and Planning Grant		
20.721	D	N	15,000	PHMSA Pipeline Safety Program One Call Grant		
20.931	D	N	155,361	Transportation Planning, Research and Education		
			<u>141,245,696</u>	Total — Other Programs — U. S. Department of Transportation		
<b><u>U.S. Department of the Treasury Internal Revenue Service (IRS)</u></b>						
21.008		N	30,781	Low Income Taxpayer Clinics		
			<u>30,781</u>	Total — Other Programs — U. S. Department of the Treasury Internal Revenue Service (IRS)		
<b><u>U. S. Appalachian Regional Commission</u></b>						
23.001	D	N	20,109	Appalachian Regional Development (See individual Appalachian Programs		
23.011	D	N	519,358	Appalachian Research, Technical Assistance, and Demonstration Projects		
			<u>539,467</u>	Total — Other Programs — U. S. Appalachian Regional Commission		
<b><u>U. S. Equal Employment Opportunity Commission</u></b>						
30	D	N	88,600	U. S. Equal Employment Opportunity Commission		
			<u>88,600</u>	Total — Other Programs — U. S. Equal Employment Opportunity Commission		
<b><u>U. S. General Services Administration</u></b>						
39.003	D	N	15,317,910	Donation of Federal Surplus Personal Property		
			<u>15,317,910</u>	Total — Other Programs — U. S. General Services Administration		
<b><u>U. S. Library of Congress</u></b>						
42	I	N	7,312	Library of Congress	08A031.90	Illinois State Univ
42	I	N	4,984	Library of Congress	14A075.001	Illinois State Univ
			<u>12,296</u>	Total — Other Programs — U. S. Library of Congress		
<b><u>National Aeronautics and Space Administration</u></b>						
43	D	N	190,434	National Aeronautics and Space Administration		
43	I	N	41,354	National Aeronautics and Space Administration	2011-0259	NC SMT Educ Ctr
43	I	N	67,220	National Aeronautics and Space Administration	LSK-NNK14EA01C-NCAT Letter Sub	Millennium Engineering and Integration Company
43	I	N	52,020	National Aeronautics and Space Administration	Letter Dated 9-23-03	National Action Council for Minorities in Engineering In
43	I	N	49	National Aeronautics and Space Administration	N/A	National Action Council for Minorities in Engineering In
43	I	N	36,172	National Aeronautics and Space Administration	NCSU-03-01-4740-018-NC	Nat'l Inst. of Aerospace
43	I	N	11,644	National Aeronautics and Space Administration	NCSU-03-01-4740-023-NC	Nat'l Inst. of Aerospace
43	I	N	11,689	National Aeronautics and Space Administration	NCSU-03-01-4740-024-NC	Nat'l Inst. of Aerospace
43.001	D	N	287,876	Science		
43.001	I	N	67,098	Science	12-002JNA	Delaware State Univ
43.001	I	N	26,264	Science	16228099	Univ of Central FL
43.001	I	N	46,086	Science	4100674052	Carnegie Inst Washington
43.001	I	N	28,234	Science	68016074	Univ Central Florida
43.001	I	N	86,855	Science	SC3041	SETI Institute
43.001	I	N	62	Science	Z647701	Univ Maryland
43.001	I	N	1,228	Science	Z648601	Univ Maryland
43.003	D	N	830	Exploration		

**SCHEDULE OF EXPENDITURES OF FEDERAL AWARDS (DETAIL)**

For the Fiscal Year Ended June 30, 2014

<b>Federal CFDA Number</b>	<b>Direct/ Indirect</b>	<b>ARRA</b>	<b>Program Expenditures</b>	<b>CFDA Program Title</b>	<b>Pass-Through Number</b>	<b>Pass-Through Entity Name</b>
43.008	D	N	979	Education		
43.009	D	N	55,247	Cross Agency Support		
			<u>1,011,341</u>	Total — Other Programs — National Aeronautics and Space Administrator		

**National Endowment for the Arts and Humanities**

45	I	N	4,138	Federal Council on the Arts and the Humanities	4434	South Arts
45	I	N	4,290	Federal Council on the Arts and the Humanities	4465	South Arts
45	I	N	41,703	Federal Council on the Arts and the Humanities	Elvira Vilches Fellowship	Brown Univ
45	I	N	50,000	Federal Council on the Arts and the Humanities	John Wall Fellowship	Nat'l Humanities Ctr
45.024	D	N	31,450	Promotion of the Arts-Grants to Organizations and Individuals		
45.024	I	N	2,400	Promotion of the Arts-Grants to Organizations and Individuals	201-11-Southern Circuit	Southern Arts
45.024	I	N	3,904	Promotion of the Arts-Grants to Organizations and Individuals	4370	South Arts
45.024	I	N	4,018	Promotion of the Arts-Grants to Organizations and Individuals	4473	South Arts
45.025	D	N	786,681	Promotion of the Arts-Partnership Agreements		
45.149	D	N	8,846	Promotion of the Humanities-Division of Preservation and Access		
45.160	D	N	1,395	Promotion of the Humanities-Fellowships and Stipends		
45.160	I	N	86	Promotion of the Humanities-Fellowships and Stipends	FD 205502	City of Chicago Newberry Library
45.160	I	N	33,299	Promotion of the Humanities-Fellowships and Stipends	Letter Dated 2/28/13	Mass Historical Society
45.161	D	N	125,280	Promotion of Humanities-Research		
45.162	D	N	24,760	Promotion of the Humanities-Teaching and Learning Resources and Curriculum Development		
45.163	D	N	105,981	Promotion of the Humanities-Professional Development		
45.164	D	N	3,500	Promotion of the Humanities-Public Programs		
45.164	I	N	1,000	Promotion of the Humanities-Federal/State Partnership	N/A	Gilder Lehrman Institute
45.301	D	N	175,000	Museums for America		
45.309	D	N	59,507	Museum Grants for African American History and Culture		
45.310	D	N	3,826,850	Grants to States		
45.310	I	N	16,681	Grants to States	N/A	State Library of NC
45.312	D	N	74,898	National Leadership Grants		
45.312	I	N	18,864	National Leadership Grants	LG-0710-0235-10	Inst Of Museum & Lib Svcs
45.313	D	N	398,988	Laura Bush 21st Century Librarian Program		
			<u>5,803,519</u>	Total — Other Programs — National Endowment for the Arts and Humanities		

**National Science Foundation**

47	D	N	632,132	National Science Foundation		
47	I	N	5,175	National Science Foundation	0833076	Stevens Inst Of Tech
47	I	N	705	National Science Foundation	1138814	Council Of Graduate Schools
47	I	N	13,414	National Science Foundation	C602	South Carolina Sea Grant Cnstr
47	I	N	55,637	National Science Foundation	C802	South Carolina Sea Grant Cnstr
47.041	D	N	1,766,491	Engineering Grants		
47.041	I	N	86,725	Engineering Grants	00006051/1469963	UC-Berkeley
47.041	I	N	48,911	Engineering Grants	1158-7558-26-2006281	Clemson Univ
47.041	I	N	43,539	Engineering Grants	1617-206-2008989	Clemson Univ
47.041	I	N	15,382	Engineering Grants	478496-19773	Virginia Polytechnic Inst
47.041	I	N	3,875	Engineering Grants	EEC-1263346	Regents of the Univ of Minnesota
47.041	I	N	3,426	Engineering Grants	GF-1667-2	Univ of North Texas
47.041	I	N	19,843	Engineering Grants	IIP-1068028	National Science Foundation
47.041	I	N	3,435	Engineering Grants	SUB082112/0003361	Univ of Rhode Island
47.049	D	N	1,598,127	Mathematical and Physical Sciences		
47.049	I	N	19,440	Mathematical and Physical Sciences	#2006240	Univ of Minnesota
47.049	I	N	70,912	Mathematical and Physical Sciences	1001217-UNCC	Univ of Wyoming

**SCHEDULE OF EXPENDITURES OF FEDERAL AWARDS (DETAIL)**

For the Fiscal Year Ended June 30, 2014

<b>Federal CFDA Number</b>	<b>Direct/ Indirect</b>	<b>ARRA</b>	<b>Program Expenditures</b>	<b>CFDA Program Title</b>	<b>Pass-Through Number</b>	<b>Pass-Through Entity Name</b>
47.049	I	N	84,838	Mathematical and Physical Sciences	12-NSF-1026	Duke Univ
47.049	I	N	19,309	Mathematical and Physical Sciences	PHY-0808790	American Physical Society
47.050	D	N	781,078	Geosciences		
47.050	I	N	16,280	Geosciences	09114190-S1	Vanderbilt Univ
47.050	I	N	1,140	Geosciences	14NSF1026EAR1338694	Duke Univ
47.050	I	N	47,172	Geosciences	157560OCE0939564Y8952E	Univ So California
47.070	D	N	2,978,541	Computer and Information Science and Engineering		
47.070	I	N	7,813	Computer and Information Science and Engineering	00000195 (PO#P254493)	Brown Univ
47.070	I	N	1,475	Computer and Information Science and Engineering	09-059	Arizona State Univ
47.070	I	N	7,777	Computer and Information Science and Engineering	RD199-G2	Georgia Institute of Technology
47.074	D	N	1,183,185	Biological Sciences		
47.074	I	N	33,335	Biological Sciences	1475-206-2007430	Clemson Univ
47.074	I	N	18,571	Biological Sciences	GA10618127098	Univ Virginia
47.074	I	N	72,808	Biological Sciences	PSA6458DEB0830024	Univ Connecticut
47.074	I	N	31,513	Biological Sciences	RC371-226-4941666	Univ of Georgia Res Fnd
47.075	D	N	1,009,705	Social, Behavioral, and Economic Sciences		
47.075	I	N	15,991	Social, Behavioral, and Economic Sciences	#3002539950	Univ of Michigan
47.075	I	N	14,739	Social, Behavioral, and Economic Sciences	8(GG0028707)	Columbia Univ SUNY
47.076	D	N	11,168,112	Education and Human Resources		
47.076	I	N	63,076	Education and Human Resources	#3002578934	Univ of Michigan
47.076	I	N	55,866	Education and Human Resources	0007964-1000046713/4725E	Howard Univ
47.076	I	N	7,600	Education and Human Resources	007797/L13-4500066087	Univ of Cincinnati
47.076	I	N	8,658	Education and Human Resources	08-SC-NSF-1031	Duke Univ
47.076	I	N	26,094	Education and Human Resources	1348810-12-UNC	Horizon
47.076	I	N	8,545	Education and Human Resources	2-312-0213140	Research Triangle Institute Internationa
47.076	I	N	6,997	Education and Human Resources	40783-00-01B	Research Fdn of CUNY
47.076	I	N	68,105	Education and Human Resources	4101-48922	Purdue Univ
47.076	I	N	5,110	Education and Human Resources	61-2168UNCG	Michigan State Univ
47.076	I	N	24,438	Education and Human Resources	92-NC08-NSF2013	Natl Writing Project Corp
47.076	I	N	1,249	Education and Human Resources	Agreement dated 6/17/13	Stevens Inst of Technol
47.076	I	N	46,892	Education and Human Resources	C00032406-1	Univ of Missouri-Columbia
47.076	I	N	17,292	Education and Human Resources	G001103-7505	Southern Methodist Univ
47.076	I	N	1,001	Education and Human Resources	RF01170813/60018933	Ohio State Univ
47.076	I	N	12,861	Education and Human Resources	UF-EIES-1109030-NCA	Univ of Florida
47.076	I	N	16,475	Education and Human Resources	UFO8119	Univ Florida
47.076	I	N	73,870	Education and Human Resources	UTA13-000932	Univ of Texas
47.078	D	N	126,943	Polar Programs		
47.079	D	N	44,334	Office of International and Integrative Activities		
47.079	I	N	96,013	Office of International and Integrative Activities	13-NSF-1035	Duke Univ
47.079	I	N	7,461	Office of International and Integrative Activities	202200545-02	Florida International Univ
47.079	I	N	415	Office of International and Integrative Activities	3027-NCATS-NSF-0062	Pennsylvania State Univ
47.079	I	N	65	Office of International and Integrative Activities	UKB1-7109-TE-13	CRDF Global
47.080	D	N	159,726	Office of Cyberinfrastructure		
47.081	D	N	36,260	Office of Experimental Program to Stimulate Competitive Research		
47.082	D	N	480,001	Trans-NSF Recovery Act Reasearch Support		
47.082	D	Y	562,728	ARRA - Trans-NSF Recovery Act Reasearch Support		
			<u>23,838,626</u>	Total — Other Programs — National Science Foundation		

**U. S. Small Business Administration**

59	D	N	286,963	U. S. Small Business Administration
59.037	D	N	3,897,908	Small Business Development Centers

**SCHEDULE OF EXPENDITURES OF FEDERAL AWARDS (DETAIL)**

For the Fiscal Year Ended June 30, 2014

<b>Federal CFDA Number</b>	<b>Direct/ Indirect</b>	<b>ARRA</b>	<b>Program Expenditures</b>	<b>CFDA Program Title</b>	<b>Pass-Through Number</b>	<b>Pass-Through Entity Name</b>
59.044	D	N	208,714	Veterans Business Development		
59.061	D	N	446,017	State Trade and Export Promotion Pilot Grant Program		
			<u>4,839,602</u>	Total — Other Programs — U. S. Small Business Administration		
<b><u>U. S. Department of Veterans Affairs</u></b>						
64.005	D	N	320,123	Grants to States for Construction of State Home Facilities		
64.005	D	Y	310,480	ARRA - Grants to States for Construction of State Home Facilities		
64.018	D	N	1,553	Sharing Specialized Medical Resources		
64.028	D	N	355,532	Post-9/11 Veterans Educational Assistance		
64.124	D	N	392,936	All-Volunteer Force Educational Assistance		
			<u>1,380,624</u>	Total — Other Programs — U. S. Department of Veterans Affairs		
<b><u>U. S. Environmental Protection Agency</u></b>						
66	D	N	81,917	U. S. Environmental Protection Agency		
66	I	N	14,807	U. S. Environmental Protection Agency	ParthKothiyaTraineeship	Oak Ridge Inst For Sci & Ed
66.032	D	N	211,569	State Indoor Radon Grants		
66.034	D	N	153,436	Surveys, Studies, Research, Investigations, Demonstrations, and Special Purpose Activities Relating to the Clean Air Act		
66.040	D	N	241,587	State Clean Diesel Grant Program		
66.127	D	N	23,641	Southeastern U. S. Regional Targeted Watershed Initiative		
66.202	D	N	574,315	Congressionally Mandated Projects		
66.432	D	N	3,868,753	State Public Water System Supervision		
66.433	D	N	79,366	State Underground Water Source Protection		
66.454	D	N	276,462	Water Quality Management Planning		
66.456	D	N	662,843	National Estuary Program		
66.460	D	N	3,825,709	Nonpoint Source Implementation Grants		
66.461	I	N	8,468	Regional Wetland Program Development Grants	1114-01	Environmental Law Inst.
66.472	D	N	291,908	Beach Monitoring and Notification Program Implementation Grant		
66.474	D	N	9,289	Water Protection Grants to the States		
66.509	I	N	9,922	Science To Achieve Results (STAR) Research Program	8000001508.2	Texas State Univ-San Marcos
66.514	D	N	16,221	Science To Achieve Results (STAR) Fellowship Program		
66.516	D	N	36,689	P3 Award: National Student Design Competition for Sustainability		
66.605	D	N	779,917	Performance Partnership Grants		
66.608	D	N	444,186	Environmental Information Exchange Network Grant Program and Related Assistance		
66.611	D	N	31,297	Environmental Policy and Innovation Grants		
66.701	D	N	80,773	Toxic Substances Compliance Monitoring Cooperative Agreements		
66.707	D	N	264,013	TSCA Title IV State Lead Grants Certification of Lead-Based Paint Professionals		
66.716	D	N	65,868	Research, Development, Monitoring, Public Education, Training, Demonstrations, and Studies		
66.717	D	N	8,422	Source Reduction Assistance		
66.801	D	N	2,213,320	Hazardous Waste Management State Program Support		
66.802	D	N	1,464,871	Superfund State, Political Subdivision, and Indian Tribe Site-Specific Cooperative Agreements		
66.804	D	N	796,630	Underground Storage Tank Prevention, Detection and Compliance Program		
66.805	D	N	1,982,926	Leaking Underground Storage Tank Trust Fund Corrective Action Program		
66.808	I	N	1,475	Solid Waste Management Assistance Grants	2975-2013-0036	Green Blue Institute, Inc.
			<u>18,520,600</u>	Total — Other Programs — U. S. Environmental Protection Agency		

**SCHEDULE OF EXPENDITURES OF FEDERAL AWARDS (DETAIL)**

For the Fiscal Year Ended June 30, 2014

<b>Federal CFDA Number</b>	<b>Direct/ Indirect</b>	<b>ARRA</b>	<b>Program Expenditures</b>	<b>CFDA Program Title</b>	<b>Pass-Through Number</b>	<b>Pass-Through Entity Name</b>
<b><u>Nuclear Regulatory Commission</u></b>						
77	D	N	120,777	Nuclear Regulatory Commission		
			<u>120,777</u>	Total — Other Programs — Nuclear Regulatory Commission		
<b><u>U. S. Department of Energy</u></b>						
81	D	N	159,358	U. S. Department of Energy		
81	I	N	955	U. S. Department of Energy	2014-0672	Argonne Nat'l Lab
81	I	N	31,799	U. S. Department of Energy	AEJ-2-11809-19	Natl Renewable Energy Lat
81	I	N	36,821	U. S. Department of Energy	XEU-0-99515-01	Alliance For Sustainable Energ
81	I	Y	64,438	ARRA - U. S. Department of Energy	Contract Dated 10/12/11	City of Greensboro
81.041	D	N	971,496	State Energy Program		
81.041	D	Y	66,943	ARRA - State Energy Program		
81.042	D	N	1,202,329	Weatherization Assistance for Low-Income Persons		
81.042	D	Y	3,619,725	ARRA - Weatherization Assistance for Low-Income Persons		
81.049	D	N	61,763	Office of Science Financial Assistance Program		
81.086	D	N	252,588	Conservation Research and Development		
81.086	I	Y	43,837	ARRA - Conservation Research and Development	TJCOG-CBS-037 / 1546591	Triangle J Coun Govt
81.086	I	Y	38,501	ARRA - Conservation Research and Development	TJCOG-CBS-045	Triangle J Coun Govt
81.087	D	N	669,608	Renewable Energy Research and Development		
81.087	I	N	68,847	Renewable Energy Research and Development	10001630	EPRI
81.087	I	N	104,804	Renewable Energy Research and Development	Service Agreement 1/1/13	SineWatts
81.089	I	N	13,009	Fossil Energy Research and Development	000278412-006	Univ Alabama-Birm
81.117	D	N	574,025	Energy Efficiency and Renewable Energy Information Dissemination, Outreach, Training and Technical Analysis/Assistance		
81.117	I	N	130,913	Energy Efficiency and Renewable Energy Information Dissemination, Outreach, Training and Technical Analysis/Assistance	Solar America Cities	ICLEI
81.119	D	N	82,353	State Energy Program Special Projects		
81.121	D	N	69,844	Nuclear Energy Research, Development and Demonstrator		
81.122	D	Y	751,571	ARRA - Electricity Delivery and Energy Reliability, Research, Development and Analysis		
81.129	D	N	223,194	Energy Efficiency and Renewable Energy Technology Deployment, Demonstration and Commercialization		
81.214	D	N	17,668	Environmental Monitoring/Cleanup, Cultural and Resource Mgmt., Emergency Response Research, Outreach, Technical Analysis		
			<u>9,256,389</u>	Total — Other Programs — U. S. Department of Energy		
<b><u>U. S. Department of Education</u></b>						
84	D	N	1,007,732	U. S. Department of Education		
84	I	N	204,785	U. S. Department of Education	ED-IES-11-C-0027	Attainment Company, Inc
84	I	N	20,886	U. S. Department of Education	PO#9030849	Charlotte Mecklenburg BOE
84.002	D	N	18,070,127	Adult Education - Basic Grants to States		
84.010	D	N	394,726,532	Title I Grants to Local Educational Agencies		
84.011	D	N	5,112,589	Migrant Education-State Grant Program		
84.011	I	N	79,864	Migrant Education-State Grant Program	130544	Texas State Univ
84.013	D	N	925,852	Title I State Agency Program for Neglected and Delinquent Children and Youth		
84.015	I	N	232	National Resource Centers Program for Foreign Language and Area Studies or Foreign Language and International Studies Program and Foreign Language and Area Studies Fellowship Program	HC12717	East-West Center
84.031	D	N	42,196,938	Higher Education-Institutional Aid		
84.048	D	N	32,781,352	Career and Technical Education -- Basic Grants to States		

**SCHEDULE OF EXPENDITURES OF FEDERAL AWARDS (DETAIL)**

For the Fiscal Year Ended June 30, 2014

<b>Federal CFDA Number</b>	<b>Direct/ Indirect</b>	<b>ARRA</b>	<b>Program Expenditures</b>	<b>CFDA Program Title</b>	<b>Pass-Through Number</b>	<b>Pass-Through Entity Name</b>
84.116	D	N	128,985	Fund for the Improvement of Postsecondary Education		
84.116	I	N	16,660	Fund for the Improvement of Postsecondary Education	144-907422	Univ of Wisconsin
84.116	I	N	10,992	Fund for the Improvement of Postsecondary Education	B-3	National Commission on Teaching and Americans Future
84.116	I	N	44,050	Fund for the Improvement of Postsecondary Education	N/A	CAEL
84.120	D	N	833,789	Minority Science and Engineering Improvemen		
84.126	D	N	101,240,620	Rehabilitation Services-Vocational Rehabilitation Grants to State:		
84.129	D	N	167,632	Rehabilitation Long-Term Training		
84.141	D	N	525,631	Migrant Education-High School Equivalency Program		
84.144	D	N	60,257	Migrant Education-Coordination Program		
84.160	I	N	379	Training Interpreters for Individuals who are Deaf and Individuals who are Deaf-Blind	H160B100002	Northeastern Univ
84.161	D	N	318,609	Rehabilitation Services-Client Assistance Program		
84.169	D	N	465,867	Independent Living-State Grants		
84.177	D	N	694,918	Rehabilitation Services-Independent Living Services for Older Individuals Who are Blind		
84.181	D	N	11,674,590	Special Education-Grants for Infants and Families		
84.187	D	N	1,123,341	Supported Employment Services for Individuals with the Most Significant Disabilities		
84.196	D	N	1,620,998	Education for Homeless Children and Youth		
84.196	I	N	8,019	Education for Homeless Children and Youth	206-13-6291-SV-160-2	Region 10 Education Service Center
84.200	D	N	974,299	Graduate Assistance in Areas of National Need		
84.215	D	N	16,863	Fund for the Improvement of Education		
84.224	D	N	536,312	Assistive Technology		
84.265	D	N	138,607	Rehabilitation Training-State Vocational Rehabilitation Unit In-Service Training		
84.287	D	N	25,717,007	Twenty-First Century Community Learning Centers		
84.299	D	N	300,438	Indian Education-Special Programs for Indian Children		
84.305	D	N	567,749	Education Research, Development and Dissemination		
84.305	I	N	2,319	Education Research, Development and Dissemination	#2001631854	John Hopkins Univ
84.305	I	N	279	Education Research, Development and Dissemination	GM 10087-125783	Univ of Virginia
84.305	I	N	8,878	Education Research, Development and Dissemination	TUL6771314	Tulane Univ
84.315	D	N	446,821	Capacity Building for Traditionally Underserved Population:		
84.318	D	N	900,384	Educational Technology State Grants		
84.323	D	N	1,498,465	Special Education - State Personnel Development		
84.324	D	N	862,114	Research in Special Education		
84.324	I	N	242,548	Research in Special Education	224311A	Univ of Oregon
84.324	I	N	5,262	Research in Special Education	5-000561	Univ of California-Riverside
84.324	I	N	26,094	Research in Special Education	GM 10118-136450	Univ of Virginia
84.325	D	N	1,472,285	Special Education-Personnel Development to Improve Services and Results for Children with Disabilities		
84.325	I	N	24,492	Special Education-Personnel Development to Improve Services and Results for Children with Disabilities	#83401	Salus Univ
84.326	D	N	1,198,234	Special Education-Technical Assistance and Dissemination to Improve Services and Results for Children with Disabilities		
84.326	I	N	1,352	Special Education-Technical Assistance and Dissemination to Improve Services and Results for Children with Disabilities	224440D	Univ of Oregon
84.326	I	N	75,311	Special Education-Technical Assistance and Dissemination to Improve Services and Results for Children with Disabilities	FY2013-039	Univ of Kansas Cntr Rsch
84.330	D	N	899,273	Advanced Placement Program (Advanced Placement Test Fee; Advanced Placement Incentive Program Grants)		
84.334	D	N	3,888,719	Gaining Early Awareness and Readiness for Undergraduate Program:		
84.334	I	N	531	Gaining Early Awareness and Readiness for Undergraduate Program:	P334S120003	US Department of Education
84.335	D	N	23,722	Child Care Access Means Parents in School		
84.350	D	N	277,654	Transition to Teaching		

**SCHEDULE OF EXPENDITURES OF FEDERAL AWARDS (DETAIL)**

For the Fiscal Year Ended June 30, 2014

<b>Federal CFDA Number</b>	<b>Direct/ Indirect</b>	<b>ARRA</b>	<b>Program Expenditures</b>	<b>CFDA Program Title</b>	<b>Pass-Through Number</b>	<b>Pass-Through Entity Name</b>
84.358	D	N	6,017,715	Rural Education		
84.363	D	N	659,904	School Leadership		
84.365	D	N	13,443,072	English Language Acquisition State Grants		
84.366	D	N	3,676,630	Mathematics and Science Partnerships		
84.366	I	N	40,435	Mathematics and Science Partnerships	20122013S366B110034	Beaufort Schools
84.366	I	N	480,992	Mathematics and Science Partnerships	553993 RAGAN, N.	Duplin County Schools
84.367	D	N	54,734,199	Improving Teacher Quality State Grants		
84.367	I	N	42,207	Improving Teacher Quality State Grants	07NC11	Natl Writing Project
84.367	I	N	22,933	Improving Teacher Quality State Grants	92-NC08-SEED2012	National Writing Project
84.368	D	N	138,808	Grants for Enhanced Assessment Instruments		
84.368	I	N	2,623	Grants for Enhanced Assessment Instruments	ED11-0003-1	Arizona Dept of Education
84.369	D	N	9,694,536	Grants for State Assessments and Related Activities		
84.373	I	N	455,294	Special Education-Technical Assistance on State Data Collector	A001945802	Univ of Minnesota
84.375	D	N	1,392	Academic Competitiveness Grants		
84.378	D	N	2,487,086	College Access Challenge Grant Program		
84.382	D	N	1,639,220	Strengthening Minority-Serving Institutions		
84.395	D	Y	105,773,172	ARRA - State Fiscal Stabilization Fund (SFSF) - Race-to-the-Top Incentive Grants, Recovery Act		
84.395	I	Y	9,766	ARRA - State Fiscal Stabilization Fund (SFSF) - Race-to-the-Top Incentive Grants, Recovery Act	2014-0766	Wake County Public Sch. Sys.
84.395	I	Y	103,074	ARRA - State Fiscal Stabilization Fund (SFSF) - Race-to-the-Top Incentive Grants, Recovery Act	3-5400-157-311	Winston Salem Forsyth County Schools
84.407	D	N	387,992	Transition Programs for Students with Intellectual Disabilities into Higher Education		
84.411	I	N	42,989	Investing in Innovation (i3) Func	#511138	Teachers College Columbia Univ
84.411	I	N	48,309	Investing in Innovation (i3) Func	SRV11TA-025	NC New Schools Project Inc
84.411	I	N	187,349	Investing in Innovation (i3) Func	SRV12TA-026	NC New Schools Project Inc
84.411	I	N	266,651	Investing in Innovation (i3) Func	U411B120049	Jobs For The Future
84.412	D	N	13,434,532	Race to the Top-Early Learning Challenge		
84.412	I	N	57,276	Race to the Top-Early Learning Challenge	Sub-20130	Guilford Child Development
			868,016,394	Total — Other Programs — U. S. Department of Education		

**National Archives and Records Administration**

89.003	D	N	59,603	National Historical Publications and Records Grants		
			59,603	Total — Other Programs — National Archives and Records Administration		

**Other Boards and Commissions**

90.401	D	N	11,600	Help America Vote Act Requirements Payments		
			11,600	Total — Other Programs — Other Boards and Commissions		

**U. S. Department of Health and Human Services**

93	D	N	1,007,108	U. S. Department of Health and Human Services		
93	I	N	33,566	U. S. Department of Health and Human Services	#516614	Columbia Univ
93	I	N	50,457	U. S. Department of Health and Human Services	2013-2918	Family Services, Inc.
93	I	N	991	U. S. Department of Health and Human Services	337	Univ of Maryland
93	I	N	13,604	U. S. Department of Health and Human Services	5R24 HD 050821-08	Hamner Institutes
93	I	N	-120	U. S. Department of Health and Human Services	Letter Dated 7-27-11	The American Society For Cell Biology
93	I	N	62,904	U. S. Department of Health and Human Services	SAMHSA# HHSS2832007C	Research Triangle Institute International
93.041	D	N	124,643	Special Programs for the Aging-Title VII, Chapter 3-Programs for Prevention of Elder Abuse, Neglect, and Exploitation		



**SCHEDULE OF EXPENDITURES OF FEDERAL AWARDS (DETAIL)**

For the Fiscal Year Ended June 30, 2014

<b>Federal CFDA Number</b>	<b>Direct/ Indirect</b>	<b>ARRA</b>	<b>Program Expenditures</b>	<b>CFDA Program Title</b>	<b>Pass-Through Number</b>	<b>Pass-Through Entity Name</b>
93.042	D	N	468,200	Special Programs for the Aging-Title VII, Chapter 2-Long Term Care Ombudsman Services for Older Individuals		
93.043	D	N	515,494	Special Programs for the Aging-Title III, Part D-Disease Prevention and Health Promotion Services		
93.048	D	N	623,964	Special Programs for the Aging-Title IV-and Title II-Discretionary Projects		
93.051	D	N	148,095	Alzheimer's Disease Demonstration Grants to States		
93.052	D	N	4,625,120	National Family Caregiver Support, Title III, Part E		
93.065	I	N	46,497	Laboratory Leadership, Workforce Training and Management Development, Improving Public Health Laboratory Infrastructure	ORISERESEARCHPART	Oak Ridge Assoc Univ
93.069	D	N	371,690	Public Health Emergency Preparedness		
93.070	D	N	483,578	Environmental Public Health and Emergency Response		
93.071	D	N	674,039	Medicare Enrollment Assistance Program		
93.072	D	N	163,596	Lifespan Respite Care Program		
93.074	D	N	22,946,320	Hospital Preparedness Program (HPP) and Public Health Emergency Preparedness (PHEP) Aligned Cooperative Agreements		
93.079	D	N	160,825	Cooperative Agreements to Promote Adolescent Health through School-Based HIV/STD Prevention and School-Based Surveillance		
93.087	D	N	485,734	Enhance Safety of Children Affected by Substance Abuse		
93.089	D	N	63,786	Emergency System for Advance Registration of Volunteer Health Professionals		
93.092	D	N	1,485,515	Affordable Care Act (ACA) Personal Responsibility Education Program		
93.094	D	N	625,480	Well-Integrated Screening and Evaluation for Women Across the Nation		
93.103	D	N	1,156,934	Food and Drug Administration-Research		
93.103	I	N	17,751	Food and Drug Administration-Research	13-AUFISI-360490	Auburn Univ
93.103	I	N	8,408	Food and Drug Administration-Research	13-AUFISI-360490-NCSU-2	Auburn Univ
93.103	I	N	26,942	Food and Drug Administration-Research	13-AUFISI-360490-NCSU-3	Auburn Univ
93.103	I	N	7,573	Food and Drug Administration-Research	14-AUFISI-360490-NCSU	Auburn Univ
93.103	I	N	2,597	Food and Drug Administration-Research	14-AUFISI-360490-NCSU-2	Auburn Univ
93.104	D	N	95,237	Comprehensive Community Mental Health Services for Children with Serious Emotional Disturbances (SED)		
93.104	I	N	34,245	Comprehensive Community Mental Health Services for Children with Serious Emotional Disturbances (SED)	AC-000003	Alamance Co Dept Social Services
93.110	D	N	144,779	Maternal and Child Health Federal Consolidated Program:		
93.110	I	N	42,816	Maternal and Child Health Federal Consolidated Program:	RS20110719-02	Univ of Oklahoma
93.110	I	N	5,751	Maternal and Child Health Federal Consolidated Program:	S854432	Emory Univ
93.113	D	N	461,689	Environmental Health		
93.113	I	N	37,928	Environmental Health	314301	Boston Med Center
93.113	I	N	194,765	Environmental Health	A120038003	Research Triangle Inst
93.116	D	N	2,110,500	Project Grants and Cooperative Agreements for Tuberculosis Control Programs		
93.124	D	N	112,511	Nurse Anesthetist Traineeships		
93.127	D	N	154,310	Emergency Medical Services for Children		
93.130	D	N	323,526	Cooperative Agreements to States/Territories for the Coordination and Development of Primary Care Offices		
93.135	I	N	18,832	Centers for Research and Demonstration for Health Promotion and Disease Prevention	5U48DP001921-05S1	USDHHS/CDC/nccdpdp
93.136	D	N	987,729	Injury Prevention and Control Research and State and Community Based Program:		
93.145	D	N	38,427	AIDS Education and Training Centers		
93.150	D	N	848,709	Projects for Assistance in Transition from Homelessness (PATH)		
93.153	D	N	523,723	Coordinated Services and Access to Research for Women, Infants, Children, and Youth		
93.173	D	N	20,502	Research Related to Deafness and Communication Disorders		
93.178	D	N	272,868	Nursing Workforce Diversity		

**SCHEDULE OF EXPENDITURES OF FEDERAL AWARDS (DETAIL)**

For the Fiscal Year Ended June 30, 2014

<b>Federal CFDA Number</b>	<b>Direct/ Indirect</b>	<b>ARRA</b>	<b>Program Expenditures</b>	<b>CFDA Program Title</b>	<b>Pass-Through Number</b>	<b>Pass-Through Entity Name</b>
93.191	D	N	177,768	Graduate Psychology Education Program and Patient Navigator and Chronic Disease Prevention Program		
93.204	D	N	22,457	Surveillance of Hazardous Substance Emergency Events		
93.211	D	N	90,999	Telehealth Programs		
93.213	D	N	606,188	Research and Training in Complementary and Alternative Medicine		
93.213	I	N	147,293	Research and Training in Complementary and Alternative Medicine	724787	Univ of Washington
93.217	D	N	5,550,174	Family Planning-Services		
93.226	I	N	13,000	Research on Healthcare Costs, Quality and Outcomes	WFOHS 118165	Wake Forest Univ HS
93.234	D	N	249,533	Traumatic Brain Injury State Demonstration Grant Program		
93.235	D	N	1,689,341	Affordable Care Act (ACA) Abstinence Education Program		
93.236	D	N	157,161	Grants to States to Support Oral Health Workforce Activities		
93.240	D	N	221,913	State Capacity Building		
93.241	D	N	502,194	State Rural Hospital Flexibility Program		
93.242	D	N	1,441,804	Mental Health Research Grants		
93.242	I	N	132,589	Mental Health Research Grants	203-3280	Duke Univ
93.242	I	N	12,584	Mental Health Research Grants	303-1237	Duke Univ
93.242	I	N	29,745	Mental Health Research Grants	WFOHS 10075	Wake Forest Univ
93.243	D	N	3,005,402	Substance Abuse and Mental Health Services-Projects of Regional and National Significance		
93.243	I	N	1,028	Substance Abuse and Mental Health Services-Projects of Regional and National Significance	18658050	Univ Central Florida
93.243	I	N	1,259	Substance Abuse and Mental Health Services-Projects of Regional and National Significance	T1023447	Morehouse School Of Medicine
93.247	D	N	1,050,960	Advanced Nursing Education Grant Program		
93.250	D	N	76,486	Geriatric Academic Career Awards		
93.251	D	N	281,358	Universal Newborn Hearing Screening		
93.256	D	N	881,806	State Health Access Program		
93.262	D	N	121,515	Occupational Safety and Health Program		
93.262	I	N	2,027	Occupational Safety and Health Program	3048109702	Univ Kentucky Research Fdn
93.262	I	N	3,769	Occupational Safety and Health Program	3049024962-13-107	Univ of Kentucky Res. Fnd.
93.262	I	N	19,319	Occupational Safety and Health Program	3049025288	Univ Kentucky Research Fdn
93.262	I	N	5,361	Occupational Safety and Health Program	500836003	Univ Alabama Birmingham
93.265	D	N	198,877	Comprehensive Geriatric Education Program(CGEP)		
93.265	I	N	28,127	Comprehensive Geriatric Education Program(CGEP)	E2026821	George Mason Univ
93.268	D	N	117,549,345	Immunization Cooperative Agreements		
93.270	D	N	101,146	Adult Viral Hepatitis Prevention and Control		
93.273	D	N	2,115,937	Alcohol Research Programs		
93.273	I	N	94,748	Alcohol Research Programs	#20130028.1	Prevention Strategies LLC
93.276	I	N	66,131	Drug-Free Communities Support Program Grants	130380001	Coastal Coalition
93.279	D	N	442,308	Drug Abuse and Addiction Research Programs		
93.279	I	N	105,569	Drug Abuse and Addiction Research Programs	#20110207	Prevention Strategies LLC
93.279	I	N	4,937	Drug Abuse and Addiction Research Programs	1-R43-DA035765-01	Luna Innovations, Inc
93.279	I	N	24,153	Drug Abuse and Addiction Research Programs	13091267-S	Cornell Univ
93.279	I	N	89,669	Drug Abuse and Addiction Research Programs	360782-04760-02	Temple Univ
93.279	I	N	2,091	Drug Abuse and Addiction Research Programs	541750P03683	Northeastern Univ
93.279	I	N	10,861	Drug Abuse and Addiction Research Programs	ECIG Adolescent	Amer Acad Child & Adolescent Psychology
93.283	D	N	4,115,502	Centers for Disease Control and Prevention-Investigations and Technical Assistance		
93.283	I	N	4,743	Centers for Disease Control and Prevention-Investigations and Technical Assistance	3835418	Duke Univ

**SCHEDULE OF EXPENDITURES OF FEDERAL AWARDS (DETAIL)**

For the Fiscal Year Ended June 30, 2014

<b>Federal CFDA Number</b>	<b>Direct/ Indirect</b>	<b>ARRA</b>	<b>Program Expenditures</b>	<b>CFDA Program Title</b>	<b>Pass-Through Number</b>	<b>Pass-Through Entity Name</b>
93.283	I	N	35,297	Centers for Disease Control and Prevention-Investigations and Technical Assistance	UA13067	Univ Alabama Birmingham
93.286	D	N	10,000	Discovery and Applied Research for Technological Innovations to Improve Human Health		
93.296	D	N	-14,427	State Partnership Grant Program to Improve Minority Health		
93.301	D	N	222,053	Small Rural Hospital Improvement Grant Program		
93.307	D	N	1,622,161	Minority Health and Health Disparities Research		
93.307	I	N	84,537	Minority Health and Health Disparities Research	DOE 9/11/13	Carolinas Medical Center
93.307	I	N	8,356	Minority Health and Health Disparities Research	RN0078-2013-001	Univ of North Texas
93.324	D	N	161,474	State Health Insurance Assistance Program		
93.351	D	N	828,283	Research Infrastructure Programs		
93.351	I	N	9,931	Research Infrastructure Programs	A130174001	Rivers and Associates
93.358	D	N	1,322,856	Advanced Education Nursing Traineeships		
93.359	I	N	45,352	Nurse Education, Practice Quality and Retention Grants	1518988	Univ of Illinois
93.360	D	N	590,218	Biomedical Advanced Research and Development Authority (BARDA), Biodefense Medical Countermeasure Development		
93.361	D	N	178,220	Nursing Research		
93.389	D	N	230,123	National Center for Research Resources		
93.389	I	N	2,140	National Center for Research Resources	HL096789	Med Univ So Carolina
93.393	D	N	283,409	Cancer Cause and Prevention Research		
93.393	I	N	18,199	Cancer Cause and Prevention Research	WFUHS 558377	Wake Forest Univ HS
93.394	I	N	7,004	Cancer Detection and Diagnosis Research	223808	Mass General Hospital
93.394	I	N	15,479	Cancer Detection and Diagnosis Research	261601-83-61	Univ of Texas-Arlington
93.394	I	N	14,869	Cancer Detection and Diagnosis Research	A130188003	Univ Washington
93.394	I	N	3,128	Cancer Detection and Diagnosis Research	RF0129840560031436	Univ Washington
93.395	D	N	461,713	Cancer Treatment Research		
93.395	I	N	33,531	Cancer Treatment Research	#60014860	Ohio State Univ
93.395	I	N	1,806	Cancer Treatment Research	20090022	Ambulatory Pediatric Assoc
93.395	I	N	2,112	Cancer Treatment Research	40601	Univ Chicago
93.395	I	N	4,515	Cancer Treatment Research	CALGB11002	Brigham & Womens Physicians
93.395	I	N	95,460	Cancer Treatment Research	ECACA171983	Pennsylvania State Univ
93.395	I	N	3,280	Cancer Treatment Research	U10CA021661	Amer Coll Radiology
93.396	D	N	277,378	Cancer Biology Research		
93.397	D	N	1,264,181	Cancer Centers Support Grants		
93.398	D	N	15,860	Cancer Research Manpower		
93.399	I	N	82,472	Cancer Control	215250A	Univ of Oregon
93.399	I	N	375	Cancer Control	70604	Cancer & Leukemia B
93.449	D	N	219,325	Ruminant Feed Ban Support Project		
93.500	D	N	1,014,058	Pregnancy Assistance Fund Program		
93.505	D	N	3,082,069	Affordable Care Act (ACA) Maternal, Infant, and Early Childhood Home Visiting Program		
93.506	D	N	155,656	ACA Nationwide Program for National and State Background Checks for Direct Patient Access Employees of Long Term Care Facilities and Providers		
93.507	D	N	1,036,422	PPHF 2012 National Public Health Improvement Initiative		
93.511	D	N	797,383	Affordable Care Act (ACA) Grants to States for Health Insurance Premium Review		
93.512	D	N	537,570	Affordable Care Act (ACA) Personal and Home Care Aide State Training Program (PHCAST)		
93.517	D	N	18,185	Affordable Care Act-Aging and Disability Resource Center		
93.519	D	N	545,573	Affordable Care Act (ACA)-Consumer Assistance Program Grants		

**SCHEDULE OF EXPENDITURES OF FEDERAL AWARDS (DETAIL)**

For the Fiscal Year Ended June 30, 2014

<b>Federal CFDA Number</b>	<b>Direct/ Indirect</b>	<b>ARRA</b>	<b>Program Expenditures</b>	<b>CFDA Program Title</b>	<b>Pass-Through Number</b>	<b>Pass-Through Entity Name</b>
93.520	D	N	167,002	Centers for Disease Control and Prevention Affordable Care Act (ACA)- Communities Putting Prevention to Work		
93.521	D	N	862,775	The Affordable Care Act: Building Epidemiology, Laboratory, and Health Information Systems Capacity in the Epidemiology and Laboratory Capacity for Infectious Disease (ELC) and Emerging Infections Program (EIP) Cooperative Agreements; PPHF		
93.525	D	N	28,324	State Planning and Establishment Grants for the Affordable Care Act (ACA)'s Exchanges		
93.531	D	N	8,541,544	PPHF 2012: Community Transformation Grants and National Dissemination and Support for Community Transformation Grants - financed solely by 2012 Prevention and Public Health Funds		
93.531	I	N	4,064	PPHF 2012: Community Transformation Grants and National Dissemination and Support for Community Transformation Grants - financed solely by 2012 Prevention and Public Health Funds	2013-2900	Person County Health Dept
93.539	D	N	345,840	PPHF 2012 - Prevention and Public Health Fund (Affordable Care Act) - Capacity Building Assistance to Strengthen Public Health Immunization Infrastructure and Performance financed in part by 2012 Prevention and Public Health Funds		
93.544	D	N	517,468	The Patient Protection and Affordable Care Act of 2010 (Affordable Care Act) authorizes Coordinated Chronic Disease prevention and Health Promotion Program		
93.548	D	N	292,936	PPHF2013: State Nutrition, Physical Activity, and Obesity Programs - financed in part by 2013 PPHF		
93.556	D	N	10,488,286	Promoting Safe and Stable Families		
93.560	D	N	-63,936	Family Support Payments to States-Assistance Payments		
93.563	D	N	97,395,418	Child Support Enforcement		
93.564	D	N	8,317	Child Support Enforcement Research		
93.566	D	N	5,668,534	Refugee and Entrant Assistance-State Administered Programs		
93.568	D	N	94,545,221	Low-Income Home Energy Assistance		
93.569	D	N	15,369,525	Community Services Block Grant		
93.576	D	N	1,127,961	Refugee and Entrant Assistance-Discretionary Grants		
93.584	D	N	544,014	Refugee and Entrant Assistance-Targeted Assistance Grants		
93.586	D	N	694,927	State Court Improvement Program		
93.590	D	N	872,413	Community-Based Child Abuse Prevention Grants		
93.597	D	N	239,219	Grants to States for Access and Visitation Programs		
93.599	D	N	1,015,289	Chafee Education and Training Vouchers Program (ETV)		
93.600	D	N	207,750	Head Start		
93.603	D	N	644,845	Adoption Incentive Payments		
93.617	D	N	211,966	Voting Access for Individuals with Disabilities-Grants to States		
93.630	D	N	1,883,878	Developmental Disabilities Basic Support and Advocacy Grants		
93.630	I	N	116,423	Developmental Disabilities Basic Support and Advocacy Grants	29873	USDHHS
93.643	D	N	318,239	Children's Justice Grants to States		
93.645	D	N	11,864,951	Stephanie Tubbs Jones Child Welfare Services Program		
93.647	I	N	46,934	Social Services Research and Demonstration	90PH0025	Child Trends
93.648	I	N	14,377	Child Welfare Research Training or Demonstration	E00038591-2	Univ of Missouri-Columbia
93.652	D	N	691,930	Adoption Opportunities		
93.658	D	N	65,228,024	Foster Care-Title IV-E		
93.658	D	Y	-8,448	ARRA - Foster Care-Title IV-E		
93.659	D	N	50,632,330	Adoption Assistance		
93.659	D	Y	-9,042	ARRA - Adoption Assistance		
93.667	D	N	56,806,824	Social Services Block Grant		
93.669	D	N	840,173	Child Abuse and Neglect State Grants		

**SCHEDULE OF EXPENDITURES OF FEDERAL AWARDS (DETAIL)**

For the Fiscal Year Ended June 30, 2014

<b>Federal CFDA Number</b>	<b>Direct/ Indirect</b>	<b>ARRA</b>	<b>Program Expenditures</b>	<b>CFDA Program Title</b>	<b>Pass-Through Number</b>	<b>Pass-Through Entity Name</b>
93.671	D	N	2,387,163	Family Violence Prevention and Services/Battered Women's Shelters-Grants to States and Indian Tribes		
93.674	D	N	3,058,821	Chafee Foster Care Independence Program		
93.701	D	N	82,666	Trans-NIH Recovery Act Research Support		
93.701	D	Y	188,832	ARRA - Trans-NIH Recovery Act Research Support		
93.708	D	Y	1,214,255	ARRA - Head Start		
93.708	I	Y	32,188	ARRA - Head Start	FD 208920	NC Early Childhood Advisory Council
93.721	D	Y	665,506	ARRA - Health Information Technology Professionals in Health Care		
93.735	D	N	819,727	State Public Health Approaches for Ensuring QI Capacity-Funded in part by 2012 Prevention and Public Health Funds (PPHF-2012)		
93.744	D	N	73,906	PPHF 2012: Breast and Cervical Cancer Screening Opportunities for States, Tribes and Territories solely financed by 2012 Prevention and Public Health Funds		
93.745	D	N	94,939	PPHF-2012: Health Care Surveillance/Health Statistics-Surveillance Program Announcement: Behavioral Risk Factor Surveillance System Financed in Part by 2012 Prevention and Public Health Funds (PPHF-2012)		
93.750	I	N	27,764	PPHF 2013 - Cooperative Agreement to Support Navigators in Federally-facilitated and State Partnership Exchanges	TFED41S2194	Community Care of NC
93.767	D	N	314,273,204	Children's Health Insurance Program		
93.773	D	N	7,551,759	Medicare-Hospital Insurance		
93.779	D	N	1,431,155	Centers for Medicare and Medicaid Services (CMS) Research, Demonstrations and Evaluations		
93.780	D	N	196,426	Grants to States for Operation of Qualified High-Risk Pools		
93.791	D	N	2,286,492	Money Follows the Person Rebalancing Demonstration		
93.837	D	N	572,213	Cardiovascular Diseases Research		
93.837	I	N	824	Cardiovascular Diseases Research	7U01HL088942	Mt Sinai Schl Med
93.837	I	N	9,995	Cardiovascular Diseases Research	CALGB7035106031040310404	Duke Univ
93.837	I	N	7,224	Cardiovascular Diseases Research	M12A11364A08651	Yale Univ
93.837	I	N	121	Cardiovascular Diseases Research	U01HL382703832361	Duke Univ
93.837	I	N	1,690	Cardiovascular Diseases Research	VUMC399334	Vanderbilt Univ
93.837	I	N	68,159	Cardiovascular Diseases Research	VUMC42078	Vanderbilt Univ
93.839	I	N	110,856	Blood Diseases and Resources Research	5R01HL095647	Cincinnati Child Hosp
93.846	D	N	955,474	Arthritis, Musculoskeletal and Skin Diseases Research		
93.846	I	N	32,129	Arthritis, Musculoskeletal and Skin Diseases Research	#2039384	Duke Univ
93.846	I	N	10,938	Arthritis, Musculoskeletal and Skin Diseases Research	12002	Wake Forest Univ
93.846	I	N	6,739	Arthritis, Musculoskeletal and Skin Diseases Research	3048108355-12-317	Univ of Kentucky Rsch Fdn
93.846	I	N	4,603	Arthritis, Musculoskeletal and Skin Diseases Research	3538027	Duke Univ
93.846	I	N	17,872	Arthritis, Musculoskeletal and Skin Diseases Research	7R03AR061561	Ithaca College
93.847	D	N	1,717,855	Diabetes, Digestive, and Kidney Diseases Extramural Research		
93.847	I	N	8,584	Diabetes, Digestive, and Kidney Diseases Extramural Research	1RF3DK091143	Cara Cairns Design
93.847	I	N	31,710	Diabetes, Digestive, and Kidney Diseases Extramural Research	2820	Boston Med Center
93.847	I	N	10,849	Diabetes, Digestive, and Kidney Diseases Extramural Research	3301822U01DK066174	Childs Hospital Philadelphia
93.847	I	N	34,637	Diabetes, Digestive, and Kidney Diseases Extramural Research	3000019113O108371001	Childrens Research Inst
93.853	D	N	1,562,094	Extramural Research Programs in the Neurosciences and Neurological Disorders		
93.853	I	N	81,153	Extramural Research Programs in the Neurosciences and Neurological Disorders	22820314303	Boston Med Center
93.853	I	N	4,000	Extramural Research Programs in the Neurosciences and Neurological Disorders	MTTRRNS084138	Scripps Research
93.853	I	N	11,998	Extramural Research Programs in the Neurosciences and Neurological Disorders	Project #11118	Georgia Southern Univ
93.855	D	N	666,974	Allergy, Immunology and Transplantation Research		
93.855	I	N	10,952	Allergy, Immunology and Transplantation Research	302-0446	Duke Univ
93.855	I	N	26,567	Allergy, Immunology and Transplantation Research	5159701	Albany Medical Col
93.855	I	N	111,754	Allergy, Immunology and Transplantation Research	7439A	Univ Texas Houston
93.855	I	N	89,425	Allergy, Immunology and Transplantation Research	769699	Fred Hutchinson Cancer Center
93.855	I	N	103,476	Allergy, Immunology and Transplantation Research	A140042	Tunitas Therapeutics

**SCHEDULE OF EXPENDITURES OF FEDERAL AWARDS (DETAIL)**

For the Fiscal Year Ended June 30, 2014

<b>Federal CFDA Number</b>	<b>Direct/ Indirect</b>	<b>ARRA</b>	<b>Program Expenditures</b>	<b>CFDA Program Title</b>	<b>Pass-Through Number</b>	<b>Pass-Through Entity Name</b>
93.855	I	N	53,077	Allergy, Immunology and Transplantation Research	NIH 2R44A1092914-03	Tunitas Therapeutics, Inc
93.855	I	N	78,183	Allergy, Immunology and Transplantation Research	RA1092914B	Tunitas Therapeutics
93.855	I	N	52,389	Allergy, Immunology and Transplantation Research	SPS199679	Duke Univ
93.859	D	N	3,405,226	Biomedical Research and Research Training		
93.859	I	N	2,877	Biomedical Research and Research Training	101983578	Baylor Univ Coll Med
93.859	I	N	118,656	Biomedical Research and Research Training	122098 G003250	Washington State Univ
93.859	I	N	5,491	Biomedical Research and Research Training	16582009178	Clemson Univ
93.859	I	N	544	Biomedical Research and Research Training	900613	Univ Pittsburgh
93.859	I	N	13,900	Biomedical Research and Research Training	T36GM095335	Carnegie Mellon Univ
93.859	I	Y	4,599	ARRA - Biomedical Research and Research Training	1217685	Univ Pittsburgh
93.865	D	N	1,134,684	Child Health and Human Development Extramural Research		
93.865	I	N	36,371	Child Health and Human Development Extramural Research	23120212356	Research Triangle Inst
93.865	I	N	227,778	Child Health and Human Development Extramural Research	431500-19728	Virginia Polytechnic Inst
93.865	I	N	310,335	Child Health and Human Development Extramural Research	AA-5-44452-01	Oklahoma State Univ
93.865	I	N	84,742	Child Health and Human Development Extramural Research	K12-HD043446-11	Duke Univ
93.865	I	N	5,079	Child Health and Human Development Extramural Research	MUSC13-088	Medical Univ of South Carolina
93.865	I	N	60,624	Child Health and Human Development Extramural Research	RTI MASTER 888-11-16	Research Triangle Institute International
93.865	I	N	11,986	Child Health and Human Development Extramural Research	UTA11-000808	Univ of Texas
93.866	D	N	244,602	Aging Research		
93.866	I	N	29,540	Aging Research	2011-23	Davidson College
93.866	I	N	3,079	Aging Research	30209/30215	Wake Forest Univ
93.866	I	N	480,923	Aging Research	ASPREE	Wake Forest Univ
93.884	D	N	580,709	Grants for Primary Care Training and Enhancement		
93.884	I	N	20,025	Grants for Primary Care Training and Enhancement	WFUHS 116164	Wake Forest Univ
93.889	D	N	15,806	National Bioterrorism Hospital Preparedness Program		
93.913	D	N	161,693	Grants to States for Operation of Offices of Rural Health		
93.917	D	N	38,906,911	HIV Care Formula Grants		
93.918	D	N	546,071	Grants to Provide Outpatient Early Intervention Services with Respect to HIV Disease		
93.919	D	N	3,030,482	Cooperative Agreements for State-Based Comprehensive Breast and Cervical Cancer Early Detection Programs		
93.926	D	N	2,428,449	Healthy Start Initiative		
93.928	D	N	801,181	Special Projects of National Significance		
93.938	D	N	210,418	Cooperative Agreements to Support Comprehensive School Health Programs to Prevent the Spread of HIV and Other Important Health Problems		
93.940	D	N	7,273,285	HIV Prevention Activities-Health Department Based		
93.941	D	N	263,011	HIV Demonstration, Research, Public and Professional Education Projects		
93.944	D	N	1,255,056	Human Immunodeficiency Virus (HIV)/Acquired Immunodeficiency Virus Syndrome (AIDS) Surveillance		
93.945	D	N	532,077	Assistance Programs for Chronic Disease Prevention and Control		
93.958	D	N	11,983,962	Block Grants for Community Mental Health Services		
93.958	I	N	2,727	Block Grants for Community Mental Health Services	A140054	Pitt Co Coalition Substance
93.959	D	N	30,008,442	Block Grants for Prevention and Treatment of Substance Abuse		
93.959	I	N	23,523	Block Grants for Prevention and Treatment of Substance Abuse	332434	Wake Forest Univ
93.964	D	N	13,817	Prevention and Public Health Fund (PPHF) Public Health Traineeship		
93.977	D	N	2,284,008	Preventive Health Services-Sexually Transmitted Diseases Control Grants		
93.991	D	N	1,643,404	Preventive Health and Health Services Block Grants		
93.994	D	N	17,374,299	Maternal and Child Health Services Block Grant to the States		
			<u>1,094,142,905</u>	Total — Other Programs — U. S. Department of Health & Human Services		

**SCHEDULE OF EXPENDITURES OF FEDERAL AWARDS (DETAIL)**

For the Fiscal Year Ended June 30, 2014

<b>Federal CFDA Number</b>	<b>Direct/ Indirect</b>	<b>ARRA</b>	<b>Program Expenditures</b>	<b>CFDA Program Title</b>	<b>Pass-Through Number</b>	<b>Pass-Through Entity Name</b>
<b><u>Corporation for National and Community Service</u></b>						
94.002	D	N	146,715	Retired and Senior Volunteer Program		
94.003	D	N	312,402	State Commissions		
94.005	D	N	284	Learn and Serve America-Higher Education		
94.006	D	N	3,389,851	AmeriCorps		
94.009	D	N	6,767	Training and Technical Assistance		
			<u>3,856,019</u>	Total — Other Programs — Corporation for National and Community Service		
<b><u>Social Security Administration</u></b>						
96.008	D	N	56,060	Social Security-Work Incentives Planning and Assistance Program		
			<u>56,060</u>	Total — Other Programs — Social Security Administration		
<b><u>U. S. Department of Homeland Security</u></b>						
97.001	D	N	287,621	Pilot Demonstration or Earmarked Projects		
97.005	I	N	154,756	State and Local Homeland Security National Training Program	452284-12-256	Eastern Kentucky Univ
97.008	D	N	65,813	Non-Profit Security Program		
97.012	D	N	2,742,012	Boating Safety Financial Assistance		
97.012	I	N	18,699	Boating Safety Financial Assistance	20111102.26	Wake Forest Univ
97.017	D	N	2,435,057	Pre-Disaster Mitigation (PDM) Competitive Grants		
97.018	D	N	10,935	National Fire Academy Training Assistance		
97.023	D	N	413,812	Community Assistance Program State Support Services Element (CAP-SSSE)		
97.036	D	N	11,832,923	Disaster Grants - Public Assistance (Presidentially Declared Disasters)		
97.039	D	N	3,043,354	Hazard Mitigation Grant		
97.041	D	N	228,097	National Dam Safety Program		
97.042	D	N	8,706,524	Emergency Management Performance Grants		
97.044	D	N	280,034	Assistance to Firefighters Grant		
97.045	D	N	6,758,200	Cooperating Technical Partners		
97.047	D	N	658,557	Pre-Disaster Mitigation		
97.052	D	N	1,115,022	Emergency Operations Center		
97.056	D	N	3,124,026	Port Security Grant Program		
97.061	I	N	200,438	Centers for Homeland Security	4112-51775	Purdue Univ
97.061	I	N	48,140	Centers for Homeland Security	B586747	Lawrence Livermore NL
97.067	D	N	17,673,316	Homeland Security Grant Program		
97.078	D	N	580	Buffer Zone Protection Program (BZPP)		
97.082	D	N	38,474	Earthquake Consortium		
97.089	D	N	386,514	Driver's License Security Grant Program		
97.092	D	N	124,727	Repetitive Flood Claims		
97.104	D	N	31,068	Homeland Security-related Science, Technology, Engineering and Mathematics (HS STEM) Career Development Program		
97.110	D	N	6,738	Severe Repetitive Loss Program		
			<u>60,385,437</u>	Total — Other Programs — U. S. Department of Homeland Security		
<b><u>United States Agency for International Development</u></b>						
98	I	N	40,903	United States Agency for International Development	RC100599	Michigan State Univ
98	I	N	10,895	United States Agency for International Development	RC102095 & RC102544 NCSU	Michigan State Univ
98.012	I	N	10,066	USAID Development Partnerships for University Cooperation and Development	12-716	Arizona State Univ
			<u>61,864</u>	Total — Other Programs — United States Agency for International Development		

**SCHEDULE OF EXPENDITURES OF FEDERAL AWARDS (DETAIL)**

For the Fiscal Year Ended June 30, 2014

<b>Federal CFDA Number</b>	<b>Direct/ Indirect</b>	<b>ARRA</b>	<b>Program Expenditures</b>	<b>CFDA Program Title</b>	<b>Pass-Through Number</b>	<b>Pass-Through Entity Name</b>
<b><u>Other Federal Assistance</u></b>						
99	D	N	78,844	Other Federal Assistance		
99	I	N	140,986	Other Federal Assistance	1545	Corporation for Public Broadcast
			<u>219,830</u>	Total — Other Programs — Other Federal Assistance		
			<u>3,495,671,080</u>	Total — Other Programs		
			<b><u>\$20,960,319,028</u></b>	<b>TOTAL EXPENDITURES OF FEDERAL AWARDS</b>		

N/A = Not Available

D = Direct Federal Assistance – Assistance received directly from the federal government or received in a pass-through relationship from other State entities.

I = Indirect Federal Assistance – Assistance received in a pass-through relationship from entities other than the federal government or other State entities

The accompanying notes are an integral part of this schedule.



**SCHEDULE OF EXPENDITURES OF FEDERAL AWARDS (BY STATE AGENCY)**

For the Fiscal Year Ended June 30, 2014

<b>Federal CFDA Number</b>	<b>Direct/ Indirect</b>	<b>ARRA</b>	<b>Program Disbursements</b>	<b>Program Title</b>	<b>Pass-Through Number</b>	<b>Pass-Through Entity Name</b>
<i>Primary Government</i>						
<b><u>N. C. Administrative Office of the Courts</u></b>						
16.013	D	N	73,369	Violence Against Women Act Court Training and Improvement Grants		
16.560	D	N	320,614	National Institute of Justice Research, Evaluation, and Development Project Grants		
16.585	D	N	98,194	Drug Court Discretionary Grant Program		
16.585	I	N	63,125	Drug Court Discretionary Grant Program	2010-DC-BX-0086	Wake County Finance
16.590	I	N	125,770	Grants to Encourage Arrest Policies and Enforcement of Protection Orders Program	2008-WE-AX-0014	Haywood County
16.590	I	N	94,760	Grants to Encourage Arrest Policies and Enforcement of Protection Orders Program	2011-WE-AX-0038	City of Durham
16.726	I	N	800	Juvenile Mentoring Program	NC10825-13-0614-E1	National CASA Assoc
16.726	I	N	3,300	Juvenile Mentoring Program	NC10825-13-0614-F1	National CASA Assoc
16.726	I	N	17,500	Juvenile Mentoring Program	NC10922-13-0613-S1	National CASA Assoc
16.726	I	N	3,300	Juvenile Mentoring Program	NC10922-13-0614-L1	National CASA Assoc
16.738	I	N	47,124	Edward Byrne Memorial Justice Assistance Grant Program	2010-DJ-BX-0281	City of Durham
16.746	D	N	17,244	Capital Case Litigation		
16.756	I	N	12,400	Court Appointed Special Advocates	NC10922-13-1013-S	National CASA Assoc
93.586	D	N	694,927	State Court Improvement Program		
			<u>1,572,427</u>	Total — N. C. Administrative Office of the Courts		
<b><u>N. C. Department of Administration</u></b>						
14.401	D	N	122,637	Fair Housing Assistance Program-State and Local		
14.871	D	N	4,066,597	Section 8 Housing Choice Vouchers		
17.265	D	N	279,903	Native American Employment and Training		
39.003	D	N	15,317,910	Donation of Federal Surplus Personal Property		
64.005	D	N	320,123	Grants to States for Construction of State Home Facilities		
64.005	D	Y	310,480	ARRA - Grants to States for Construction of State Home Facilities		
84.044	D	N	304,968	TRIO-Talent Search		
			<u>20,722,618</u>	Total — N. C. Department of Administration		
<b><u>N. C. Department of Agriculture and Consumer Services</u></b>						
10	D	N	653,339	U. S. Department of Agriculture		
10.025	D	N	2,193,565	Plant and Animal Disease, Pest Control, and Animal Care		
10.153	D	N	5,000	Market News		
10.156	D	N	12,566	Federal-State Marketing Improvement Program		
10.163	D	N	92,892	Market Protection and Promotion		
10.170	D	N	1,027,127	Specialty Crop Block Grant Program - Farm Bill		
10.203	D	N	154,556	Payments to Agricultural Experiment Stations Under the Hatch Act		
10.250	D	N	126,894	Agricultural and Rural Economic Research, Cooperative Agreements and Collaborations		
10.304	D	N	47,835	Homeland Security-Agricultural		
10.475	D	N	3,793,878	Cooperative Agreements with States for Intrastate Meat and Poultry Inspection		
10.479	D	N	220,686	Food Safety Cooperative Agreements		
10.555	D	N	43,700,332	National School Lunch Program		
10.559	D	N	47,564	Summer Food Service Program for Children		
10.560	D	N	1,360,832	State Administrative Expenses for Child Nutrition		
10.565	D	N	408,271	Commodity Supplemental Food Program		
10.567	D	N	825,553	Food Distribution Program on Indian Reservations		
10.568	D	N	1,503,773	Emergency Food Assistance Program (Administrative Costs)		

**SCHEDULE OF EXPENDITURES OF FEDERAL AWARDS (BY STATE AGENCY)**

For the Fiscal Year Ended June 30, 2014

<b>Federal CFDA Number</b>	<b>Direct/ Indirect</b>	<b>ARRA</b>	<b>Program Disbursements</b>	<b>Program Title</b>	<b>Pass-Through Number</b>	<b>Pass-Through Entity Name</b>
10.569	D	N	17,512,500	Emergency Food Assistance Program (Food Commodities)		
10.652	D	N	378,357	Forestry Research		
10.664	D	N	3,563,655	Cooperative Forestry Assistance		
10.676	D	N	2,940,628	Forest Legacy Program		
10.678	D	N	173,515	Forest Stewardship Program		
10.680	D	N	669,090	Forest Health Protection		
10.902	D	N	544,535	Soil and Water Conservation		
10.912	D	N	63,091	Environmental Quality Incentives Program		
12	D	N	1,743,907	U. S. Department of Defense		
15.615	D	N	88,808	Cooperative Endangered Species Conservation Fund		
66	D	N	27,644	U. S. Environmental Protection Agency		
66.605	D	N	779,917	Performance Partnership Grants		
93	D	N	564,014	U. S. Department of Health and Human Services		
93.103	D	N	1,155,366	Food and Drug Administration-Research		
93.449	D	N	219,325	Ruminant Feed Ban Support Project		
			<u>86,599,015</u>	Total — N. C. Department of Agriculture and Consumer Services		
<b><u>N. C. Department of Commerce</u></b>						
11.557	D	Y	1,595,920	ARRA - Broadband Technology Opportunities Program (BTOP)		
14.228	D	N	42,592,671	Community Development Block Grants/State's program and Non-Entitlement Grants in Hawaii		
14.255	D	Y	-14,710	ARRA - Community Development Block Grants/State's program and Non-Entitlement Grants in Hawaii – (Recovery Act Funded)		
17.002	D	N	1,795,590	Labor Force Statistics		
17.207	D	N	31,408,479	Employment Service/Wagner-Peyser Funded Activities		
17.225	D	N	768,142,016	Unemployment Insurance		
17.225	D	Y	2,039,302	ARRA - Unemployment Insurance		
17.245	D	N	10,531,755	Trade Adjustment Assistance		
17.258	D	N	23,007,708	WIA Adult Program		
17.259	D	N	23,996,216	WIA Youth Activities		
17.261	D	N	39,675	WIA Pilots, Demonstrations, and Research Projects		
17.268	D	N	71,735	H-1B Job Training Grants		
17.271	D	N	453,966	Work Opportunity Tax Credit Program (WOTC)		
17.273	D	N	82,796	Temporary Labor Certification for Foreign Workers		
17.275	D	Y	65,811	ARRA - Program of Competitive Grants for Worker Training and Placement in High Growth and Emerging Industry Sectors		
17.278	D	N	37,228,136	WIA Dislocated Worker Formula Grants		
17.280	D	N	147,362	Workforce Investment Act (WIA) Dislocated Worker National Reserve Demonstration Grants		
17.281	D	N	1,747,841	Workforce Investment Act (WIA) Dislocated Worker National Reserve Technical Assistance and Training		
17.801	D	N	2,165,171	Disabled Veterans' Outreach Program (DVOP)		
17.804	D	N	3,413,626	Local Veterans' Employment Representative Program		
20.700	D	N	330,721	Pipeline Safety Program State Base Grant		
20.721	D	N	15,000	PHMSA Pipeline Safety Program One Call Grant		
23.011	D	N	519,358	Appalachian Research, Technical Assistance, and Demonstration Projects		
59.061	D	N	446,017	State Trade and Export Promotion Pilot Grant Program		
81.041	D	Y	66,943	ARRA - State Energy Program		
81.122	D	Y	71,358	ARRA - Electricity Delivery and Energy Reliability, Research, Development and Analysis		
			<u>951,960,463</u>	Total — N. C. Department of Commerce		

**SCHEDULE OF EXPENDITURES OF FEDERAL AWARDS (BY STATE AGENCY)**

For the Fiscal Year Ended June 30, 2014

<b>Federal CFDA Number</b>	<b>Direct/ Indirect</b>	<b>ARRA</b>	<b>Program Disbursements</b>	<b>Program Title</b>	<b>Pass-Through Number</b>	<b>Pass-Through Entity Name</b>
<b><u>N. C. Community College System</u></b>						
84.002	D	N	17,857,785	Adult Education - Basic Grants to States		
			<u>17,857,785</u>	Total — N. C. Community College System		
<b><u>N. C. Department of Cultural Resources</u></b>						
15.904	D	N	822,995	Historic Preservation Fund Grants-In-Aid		
15.926	D	N	12,696	American Battlefield Protection		
45.025	D	N	786,681	Promotion of the Arts-Partnership Agreements		
45.309	D	N	59,507	Museum Grants for African American History and Culture		
45.310	D	N	3,826,850	Grants to States		
45.312	D	N	74,898	National Leadership Grants		
89.003	D	N	2,314	National Historical Publications and Records Grants		
			<u>5,585,941</u>	Total — N. C. Department of Cultural Resources		
<b><u>N. C. Department of Environment and Natural Resources</u></b>						
11	I	N	56,967	U. S. Department of Commerce	SA-13-03-NC	South Atlantic Fishery Management Council
11.407	D	N	35,501	Interjurisdictional Fisheries Act of 1986		
11.419	D	N	2,469,573	Coastal Zone Management Administration Awards		
11.420	D	N	665,158	Coastal Zone Management Estuarine Research Reserves		
11.434	D	N	136,465	Cooperative Fishery Statistics		
11.435	D	N	104,075	Southeast Area Monitoring and Assessment Program		
11.439	D	N	101,726	Marine Mammal Data Program		
11.474	D	N	358,133	Atlantic Coastal Fisheries Cooperative Management Act		
15.605	D	N	1,929,950	Sport Fish Restoration Program		
15.622	D	N	272,904	Sportfishing and Boating Safety Act		
15.630	D	N	16,306	Coastal Program		
15.657	D	N	23,893	Endangered Species Conservation-Recovery Implementation Funds		
15.660	D	N	1,154	Endangered Species - Candidate Conservation Action Funds		
15.808	D	N	141,554	U. S. Geological Survey-Research and Data Collection		
15.916	D	N	26,850	Outdoor Recreation-Acquisition, Development and Planning		
66.001	D	N	2,056,117	Air Pollution Control Program Support		
66.034	D	N	83,934	Surveys, Studies, Research, Investigations, Demonstrations, and Special Purpose Activities Relating to the Clean Air Act		
66.040	D	N	241,587	State Clean Diesel Grant Program		
66.202	D	N	574,315	Congressionally Mandated Projects		
66.419	D	N	7,274,817	Water Pollution Control State, Interstate, and Tribal Program Support		
66.432	D	N	3,868,753	State Public Water System Supervision		
66.433	D	N	79,366	State Underground Water Source Protection		
66.454	D	N	276,462	Water Quality Management Planning		
66.456	D	N	662,843	National Estuary Program		
66.458	D	N	105,671,325	Capitalization Grants for Clean Water State Revolving Funds		
66.460	D	N	3,825,709	Nonpoint Source Implementation Grants		
66.461	D	N	700,209	Regional Wetland Program Development Grants		
66.468	D	N	47,469,758	Capitalization Grants for Drinking Water State Revolving Funds		
66.468	D	Y	665,233	ARRA - Capitalization Grants for Drinking Water State Revolving Funds		
66.472	D	N	291,908	Beach Monitoring and Notification Program Implementation Grants		
66.474	D	N	9,289	Water Protection Grants to the States		
66.608	D	N	1,177	Environmental Information Exchange Network Grant Program and Related Assistance		
66.708	D	N	77,854	Pollution Prevention Grants Program		
66.801	D	N	2,213,320	Hazardous Waste Management State Program Support		

**SCHEDULE OF EXPENDITURES OF FEDERAL AWARDS (BY STATE AGENCY)**

For the Fiscal Year Ended June 30, 2014

<b>Federal CFDA Number</b>	<b>Direct/ Indirect</b>	<b>ARRA</b>	<b>Program Disbursements</b>	<b>Program Title</b>	<b>Pass-Through Number</b>	<b>Pass-Through Entity Name</b>
66.802	D	N	1,464,871	Superfund State, Political Subdivision, and Indian Tribe Site-Specific Cooperative Agreements		
66.804	D	N	796,630	Underground Storage Tank Prevention, Detection and Compliance Program		
66.805	D	N	1,982,926	Leaking Underground Storage Tank Trust Fund Corrective Action Program		
66.809	D	N	215,972	Superfund State and Indian Tribe Core Program Cooperative Agreements		
81.041	D	N	971,496	State Energy Program		
81.042	D	N	1,059,835	Weatherization Assistance for Low-Income Persons		
81.042	D	Y	3,619,725	ARRA - Weatherization Assistance for Low-Income Persons		
81.119	D	N	82,353	State Energy Program Special Projects		
81.122	D	Y	129,688	ARRA - Electricity Delivery and Energy Reliability, Research, Development and Analysis		
97.041	D	N	228,097	National Dam Safety Program		
			<u>192,935,778</u>	Total — N. C. Department of Environment and Natural Resources		

**N. C. Department of Environment and Natural Resources - Wildlife**

10	D	N	12,727	U. S. Department of Agriculture		
11.472	D	N	39,997	Unallied Science Program		
15.605	D	N	8,040,690	Sport Fish Restoration Program		
15.611	D	N	11,548,662	Wildlife Restoration and Basic Hunter Education		
15.615	D	N	159,662	Cooperative Endangered Species Conservation Fund		
15.616	D	N	26,480	Clean Vessel Act Program		
15.626	D	N	277,186	Enhanced Hunter Education and Safety Program		
15.634	D	N	1,148,700	State Wildlife Grants		
15.657	D	N	51,924	Endangered Species Conservation-Recovery Implementation Funds		
97.012	D	N	2,742,012	Boating Safety Financial Assistance		
			<u>24,048,040</u>	Total — N. C. Department of Environment and Natural Resources - Wildlife		

**N. C. Department of Health and Human Services**

10.551	D	N	2,409,132,037	Supplemental Nutrition Assistance Program		
10.557	D	N	197,686,453	Special Supplemental Nutrition Program for Women, Infants, and Children		
10.558	D	N	88,911,516	Child and Adult Care Food Program		
10.559	D	N	9,510,419	Summer Food Service Program for Children		
10.560	D	N	2,515,723	State Administrative Expenses for Child Nutrition		
10.561	D	N	97,402,127	State Administrative Matching Grants for the Supplemental Nutrition Assistance Program		
10.572	D	N	126,844	WIC Farmers' Market Nutrition Program (FMNP)		
10.576	D	N	67,973	Senior Farmers Market Nutrition Program		
10.578	D	N	2,398,483	WIC Grants To States (WGS)		
10.578	D	Y	8,410,606	ARRA - WIC Grants To States (WGS)		
10.579	D	N	70,540	Child Nutrition Discretionary Grants Limited Availability		
14.231	D	N	4,071,604	Emergency Solutions Grant Program		
14.241	D	N	2,260,585	Housing Opportunities for Persons with AIDS		
14.900	D	N	349,688	Lead-Based Paint Hazard Control in Privately-Owned Housing		
16.580	D	N	51,960	Edward Byrne Memorial State and Local Law Enforcement Assistance Discretionary Grants Program		
16.727	D	N	28,865	Enforcing Underage Drinking Laws Program		
16.754	D	N	29,436	Harold Rogers Prescription Drug Monitoring Program		
17.235	D	N	2,184,293	Senior Community Service Employment Program		
66.032	D	N	211,569	State Indoor Radon Grants		
66.608	D	N	4,804	Environmental Information Exchange Network Grant Program and Related Assistance		

**SCHEDULE OF EXPENDITURES OF FEDERAL AWARDS (BY STATE AGENCY)**

For the Fiscal Year Ended June 30, 2014

<b>Federal CFDA Number</b>	<b>Direct/ Indirect</b>	<b>ARRA</b>	<b>Program Disbursements</b>	<b>Program Title</b>	<b>Pass-Through Number</b>	<b>Pass-Through Entity Name</b>
66.701	D	N	80,773	Toxic Substances Compliance Monitoring Cooperative Agreements		
66.707	D	N	264,013	TSCA Title IV State Lead Grants Certification of Lead-Based Paint Professionals		
66.716	D	N	65,868	Research, Development, Monitoring, Public Education, Training, Demonstrations, and Studies		
84.126	D	N	101,240,620	Rehabilitation Services-Vocational Rehabilitation Grants to States		
84.161	D	N	318,609	Rehabilitation Services-Client Assistance Program		
84.169	D	N	465,867	Independent Living-State Grants		
84.177	D	N	694,918	Rehabilitation Services-Independent Living Services for Older Individuals Who are Blind		
84.181	D	N	11,674,590	Special Education-Grants for Infants and Families		
84.187	D	N	1,123,341	Supported Employment Services for Individuals with the Most Significant Disabilities		
84.224	D	N	536,312	Assistive Technology		
84.265	D	N	138,607	Rehabilitation Training-State Vocational Rehabilitation Unit In-Service Training		
84.412	D	N	13,434,532	Race to the Top-Early Learning Challenge		
93.041	D	N	124,643	Special Programs for the Aging-Title VII, Chapter 3-Programs for Prevention of Elder Abuse, Neglect, and Exploitation		
93.042	D	N	468,200	Special Programs for the Aging-Title VII, Chapter 2-Long Term Care Ombudsman Services for Older Individuals		
93.043	D	N	515,494	Special Programs for the Aging-Title III, Part D-Disease Prevention and Health Promotion Services		
93.044	D	N	12,808,483	Special Programs for the Aging-Title III, Part B-Grants for Supportive Services and Senior Centers		
93.045	D	N	16,048,462	Special Programs for the Aging-Title III, Part C-Nutrition Services		
93.048	D	N	116,640	Special Programs for the Aging-Title IV-and Title II-Discretionary Projects		
93.051	D	N	148,095	Alzheimer's Disease Demonstration Grants to States		
93.052	D	N	4,625,120	National Family Caregiver Support, Title III, Part E		
93.053	D	N	3,256,481	Nutrition Services Incentive Program		
93.069	D	N	371,690	Public Health Emergency Preparedness		
93.070	D	N	483,578	Environmental Public Health and Emergency Response		
93.072	D	N	163,596	Lifespan Respite Care Program		
93.074	D	N	22,946,320	Hospital Preparedness Program (HPP) and Public Health Emergency Preparedness (PHEP) Aligned Cooperative Agreements		
93.087	D	N	485,734	Enhance Safety of Children Affected by Substance Abuse		
93.089	D	N	63,786	Emergency System for Advance Registration of Volunteer Health Professionals		
93.092	D	N	1,485,515	Affordable Care Act (ACA) Personal Responsibility Education Program		
93.094	D	N	625,480	Well-Integrated Screening and Evaluation for Women Across the Nation		
93.103	D	N	1,568	Food and Drug Administration-Research		
93.104	D	N	95,237	Comprehensive Community Mental Health Services for Children with Serious Emotiona Disturbances (SED)		
93.110	D	N	144,779	Maternal and Child Health Federal Consolidated Programs		
93.116	D	N	2,110,500	Project Grants and Cooperative Agreements for Tuberculosis Control Programs		
93.127	D	N	154,310	Emergency Medical Services for Children Cooperative Agreements to States/Territories for the Coordination and Development of Primary Care Offices		
93.130	D	N	323,526			
93.136	D	N	987,729	Injury Prevention and Control Research and State and Community Based Programs		
93.145	D	N	38,427	AIDS Education and Training Centers		
93.150	D	N	848,709	Projects for Assistance in Transition from Homelessness (PATH)		
93.204	D	N	22,457	Surveillance of Hazardous Substance Emergency Events		
93.217	D	N	5,550,174	Family Planning-Services		
93.224	D	N	2,063,562	Consolidated Health Centers (Community Health Centers, Migrant Health Centers. Health Care for the Homeless, and Public Housing Primary Care)		
93.234	D	N	249,533	Traumatic Brain Injury State Demonstration Grant Program		

**SCHEDULE OF EXPENDITURES OF FEDERAL AWARDS (BY STATE AGENCY)**

For the Fiscal Year Ended June 30, 2014

<b>Federal CFDA Number</b>	<b>Direct/ Indirect</b>	<b>ARRA</b>	<b>Program Disbursements</b>	<b>Program Title</b>	<b>Pass-Through Number</b>	<b>Pass-Through Entity Name</b>
93.236	D	N	2,336	Grants to States to Support Oral Health Workforce Activities		
93.240	D	N	221,913	State Capacity Building		
93.241	D	N	502,194	State Rural Hospital Flexibility Program		
93.243	D	N	2,600,631	Substance Abuse and Mental Health Services-Projects of Regional and National Significance		
93.251	D	N	281,358	Universal Newborn Hearing Screening		
93.256	D	N	881,806	State Health Access Program		
93.262	D	N	121,515	Occupational Safety and Health Program		
93.268	D	N	117,549,345	Immunization Cooperative Agreements		
93.270	D	N	101,146	Adult Viral Hepatitis Prevention and Control		
93.283	D	N	4,089,342	Centers for Disease Control and Prevention-Investigations and Technical Assistance		
93.296	D	N	-14,427	State Partnership Grant Program to Improve Minority Health		
93.301	D	N	222,053	Small Rural Hospital Improvement Grant Program		
93.500	D	N	1,014,058	Pregnancy Assistance Fund Program		
93.505	D	N	3,082,069	Affordable Care Act (ACA) Maternal, Infant, and Early Childhood Home Visiting Program		
93.506	D	N	155,656	ACA Nationwide Program for National and State Background Checks for Direct Patient Access		
93.507	D	N	1,036,422	PPHF 2012 National Public Health Improvement Initiative		
93.512	D	N	537,570	Affordable Care Act (ACA) Personal and Home Care Aide State Training Program (PHCAST)		
93.517	D	N	18,185	Affordable Care Act-Aging and Disability Resource Center		
93.520	D	N	167,002	Centers for Disease Control and Prevention Affordable Care Act (ACA)-Communities Putting Prevention to Work		
93.521	D	N	862,775	The Affordable Care Act: Building Epidemiology, Laboratory, and Health Information Systems Capacity in the Epidemiology and Laboratory Capacity for Infectious Disease (ELC) and Emerging Infections Program (EIP) Cooperative Agreements;PPHF		
93.531	D	N	8,541,544	PPHF 2012: Community Transformation Grants and National Dissemination and Support for Community Transformation Grants - financed solely by 2012 Prevention and Public Health Funds		
93.539	D	N	345,840	PPHF 2012 - Prevention and Public Health Fund (Affordable Care Act) - Capacity Building Assistance to Strengthen Public Health Immunization Infrastructure and Performance financed in part by 2012 Prevention and Public Health Funds		
93.544	D	N	517,468	The Patient Protection and Affordable Care Act of 2010 (Affordable Care Act) authorizes Coordinated Chronic Disease prevention and Health Promotion Program		
93.548	D	N	292,936	PPHF2013: State Nutrition, Physical Activity, and Obesity Programs - financed in part by 2013 PPHF		
93.556	D	N	10,488,286	Promoting Safe and Stable Families		
93.558	D	N	236,573,209	Temporary Assistance for Needy Families		
93.560	D	N	-63,936	Family Support Payments to States-Assistance Payments		
93.563	D	N	97,395,418	Child Support Enforcement		
93.564	D	N	8,317	Child Support Enforcement Research		
93.566	D	N	5,668,534	Refugee and Entrant Assistance-State Administered Programs		
93.568	D	N	94,545,221	Low-Income Home Energy Assistance		
93.569	D	N	15,369,525	Community Services Block Grant		
93.575	D	N	134,887,032	Child Care and Development Block Grant		
93.576	D	N	945,772	Refugee and Entrant Assistance-Discretionary Grants		
93.584	D	N	544,014	Refugee and Entrant Assistance-Targeted Assistance Grants		
93.590	D	N	872,413	Community-Based Child Abuse Prevention Grants		
93.596	D	N	125,245,818	Child Care Mandatory and Matching Funds of the Child Care and Development Fund		
93.597	D	N	239,219	Grants to States for Access and Visitation Programs		

**SCHEDULE OF EXPENDITURES OF FEDERAL AWARDS (BY STATE AGENCY)**

For the Fiscal Year Ended June 30, 2014

<b>Federal CFDA Number</b>	<b>Direct/ Indirect</b>	<b>ARRA</b>	<b>Program Disbursements</b>	<b>Program Title</b>	<b>Pass-Through Number</b>	<b>Pass-Through Entity Name</b>
93.599	D	N	1,015,289	Chafee Education and Training Vouchers Program (ETV)		
93.603	D	N	644,845	Adoption Incentive Payments		
93.630	D	N	1,883,878	Developmental Disabilities Basic Support and Advocacy Grants		
93.645	D	N	11,864,951	Stephanie Tubbs Jones Child Welfare Services Program		
93.652	D	N	691,930	Adoption Opportunities		
93.658	D	N	65,228,024	Foster Care-Title IV-E		
93.658	D	Y	-8,448	ARRA - Foster Care-Title IV-E		
93.659	D	N	50,632,330	Adoption Assistance		
93.659	D	Y	-9,042	ARRA - Adoption Assistance		
93.667	D	N	56,806,824	Social Services Block Grant		
93.669	D	N	840,173	Child Abuse and Neglect State Grants		
93.671	D	N	2,387,163	Family Violence Prevention and Services/Battered Women's Shelters-Grants to States and Indian Tribes		
93.674	D	N	3,058,821	Chafee Foster Care Independence Program		
93.708	D	Y	1,214,255	ARRA - Head Start		
93.735	D	N	819,727	State Public Health Approaches for Ensuring Quitline Capacity-Funded in part by 2012 Prevention and Public Health Funds (PPHF-2012)		
93.744	D	N	73,906	PPHF 2012: Breast and Cervical Cancer Screening Opportunities for States, Tribes and Territories solely financed by 2012 Prevention and Public Health Funds		
93.745	D	N	94,939	PPHF-2012: Health Care Surveillance/Health Statistics-Surveillance Program Announcement: Behavioral Risk Factor Surveillance System Financed in Part by 2012 Prevention and Public Health Funds (PPHF-2012)		
93.767	D	N	314,273,204	Children's Health Insurance Program		
93.773	D	N	7,551,759	Medicare-Hospital Insurance		
93.777	D	N	5,704,178	State Survey and Certification of Health Care Providers and Suppliers (Title XVIII) Medicare		
93.778	D	N	8,618,144,404	Medical Assistance Program		
93.779	D	N	85,861	Centers for Medicare and Medicaid Services (CMS) Research, Demonstrations and Evaluations		
93.791	D	N	2,286,492	Money Follows the Person Rebalancing Demonstration		
93.889	D	N	15,806	National Bioterrorism Hospital Preparedness Program		
93.913	D	N	161,693	Grants to States for Operation of Offices of Rural Health		
93.917	D	N	38,906,911	HIV Care Formula Grants		
93.919	D	N	3,030,482	Cooperative Agreements for State-Based Comprehensive Breast and Cervical Cancer Early Detection Programs		
93.926	D	N	2,107,140	Healthy Start Initiative		
93.928	D	N	801,181	Special Projects of National Significance		
93.940	D	N	7,247,649	HIV Prevention Activities-Health Department Based		
93.944	D	N	1,255,056	Human Immunodeficiency Virus (HIV)/Acquired Immunodeficiency Virus Syndrome (AIDS) Surveillance		
93.945	D	N	532,077	Assistance Programs for Chronic Disease Prevention and Control		
93.958	D	N	11,983,962	Block Grants for Community Mental Health Services		
93.959	D	N	30,008,442	Block Grants for Prevention and Treatment of Substance Abuse		
93.977	D	N	2,284,008	Preventive Health Services-Sexually Transmitted Diseases Control Grants		
93.991	D	N	1,643,404	Preventive Health and Health Services Block Grant		
93.994	D	N	17,374,299	Maternal and Child Health Services Block Grant to the States		
96.001	D	N	58,067,297	Social Security-Disability Insurance		
96.008	D	N	56,060	Social Security-Work Incentives Planning and Assistance Program		
99	D	N	78,844	Other Federal Assistance		
			<u>13,219,480,756</u>	Total — N. C. Department of Health and Human Services		

**SCHEDULE OF EXPENDITURES OF FEDERAL AWARDS (BY STATE AGENCY)**

For the Fiscal Year Ended June 30, 2014

<b>Federal CFDA Number</b>	<b>Direct/ Indirect</b>	<b>ARRA</b>	<b>Program Disbursements</b>	<b>Program Title</b>	<b>Pass-Through Number</b>	<b>Pass-Through Entity Name</b>
<b><u>N. C. Department of Insurance</u></b>						
14.171	D	N	48,225	Manufactured Home Dispute Resolution		
93.048	D	N	507,324	Special Programs for the Aging-Title IV-and Title II-Discretionary Projects		
93.071	D	N	674,039	Medicare Enrollment Assistance Program		
93.324	D	N	161,474	State Health Insurance Assistance Program		
93.511	D	N	797,383	Affordable Care Act (ACA) Grants to States for Health Insurance Premium Review		
93.519	D	N	545,573	Affordable Care Act (ACA)-Consumer Assistance Program Grants		
93.525	D	N	28,324	State Planning and Establishment Grants for the Affordable Care Act (ACA)'s Exchanges		
93.779	D	N	1,295,256	Centers for Medicare and Medicaid Services (CMS) Research, Demonstrations and Evaluations		
97.018	D	N	10,935	National Fire Academy Training Assistance		
97.044	D	N	280,034	Assistance to Firefighters Grant		
			<u>4,348,567</u>	Total — N. C. Department of Insurance		
<b><u>N. C. Department of Justice</u></b>						
16	D	N	342,925	U. S. Department of Justice		
16.543	D	N	456,507	Missing Children's Assistance		
16.710	D	N	34,908	Public Safety Partnership and Community Policing Grants		
16.741	D	N	1,137,351	DNA Backlog Reduction Program		
16.800	D	N	1,698	Recovery Act - Internet Crimes against Children Task Force Program (ICAC)		
93.775	D	N	4,008,191	State Medicaid Fraud Control Units		
			<u>5,981,580</u>	Total — N. C. Department of Justice		
<b><u>N. C. Department of Labor</u></b>						
17.005	D	N	144,802	Compensation and Working Conditions		
17.503	D	N	5,173,728	Occupational Safety and Health-State Program		
17.504	D	N	1,378,074	Consultation Agreements		
17.600	D	N	95,282	Mine Health and Safety Grants		
			<u>6,791,886</u>	Total — N. C. Department of Labor		
<b><u>N. C. Department of Public Instruction</u></b>						
10.553	D	N	114,345,876	School Breakfast Program		
10.555	D	N	345,075,454	National School Lunch Program		
10.556	D	N	165,581	Special Milk Program for Children		
10.560	D	N	4,705,495	State Administrative Expenses for Child Nutrition		
10.579	D	N	482,865	Child Nutrition Discretionary Grants Limited Availability		
10.582	D	N	3,785,880	Fresh Fruit and Vegetable Program		
12	D	N	136,048	U. S. Department of Defense		
84	D	N	118,043	U. S. Department of Education		
84.010	D	N	394,726,532	Title I Grants to Local Educational Agencies		
84.011	D	N	5,112,589	Migrant Education-State Grant Program		
84.013	D	N	925,852	Title I State Agency Program for Neglected and Delinquent Children and Youth		
84.027	D	N	335,884,215	Special Education-Grants to States		
84.048	D	N	32,709,050	Career and Technical Education -- Basic Grants to States		
84.144	D	N	60,257	Migrant Education-Coordination Program		
84.173	D	N	10,976,057	Special Education-Preschool Grants		
84.196	D	N	1,620,998	Education for Homeless Children and Youth		
84.287	D	N	25,717,007	Twenty-First Century Community Learning Centers		
84.318	D	N	900,384	Educational Technology State Grants		
84.323	D	N	1,498,465	Special Education - State Personnel Development		



**SCHEDULE OF EXPENDITURES OF FEDERAL AWARDS (BY STATE AGENCY)**

For the Fiscal Year Ended June 30, 2014

<b>Federal CFDA Number</b>	<b>Direct/ Indirect</b>	<b>ARRA</b>	<b>Program Disbursements</b>	<b>Program Title</b>	<b>Pass-Through Number</b>	<b>Pass-Through Entity Name</b>
84.326	D	N	256,935	Special Education-Technical Assistance and Dissemination to Improve Services and Results for Children with Disabilities		
84.330	D	N	899,273	Advanced Placement Program (Advanced Placement Test Fee; Advanced Placement Incentive Program Grants)		
84.358	D	N	6,017,715	Rural Education		
84.365	D	N	13,441,780	English Language Acquisition State Grants		
84.366	D	N	3,676,630	Mathematics and Science Partnerships		
84.367	D	N	53,342,988	Improving Teacher Quality State Grants		
84.368	D	N	138,808	Grants for Enhanced Assessment Instruments		
84.369	D	N	9,694,536	Grants for State Assessments and Related Activities		
84.372	D	N	699,900	Statewide Data Systems		
84.377	D	N	13,438,958	School Improvement Grants		
84.388	D	Y	19,145,906	ARRA - School Improvement Grants, Recovery Act		
93.079	D	N	160,825	Cooperative Agreements to Promote Adolescent Health through School-Based HIV/STD Prevention and School-Based Surveillance		
93.235	D	N	1,689,341	Affordable Care Act (ACA) Abstinence Education Program		
93.600	D	N	176,591	Head Start		
93.938	D	N	210,418	Cooperative Agreements to Support Comprehensive School Health Programs to Prevent the Spread of HIV and Other Important Health Problems		
			<u>1,401,937,252</u>	Total — N. C. Department of Public Instruction		

**N. C. Department of Public Safety**

11.549	D	N	85,388	State and Local Implementation Grant Program		
12.400	D	N	2,193,729	Military Construction, National Guard		
12.401	D	N	21,712,473	National Guard Military Operations and Maintenance (O&M) Projects		
12.404	D	N	2,989,056	National Guard ChalleNGe Program		
16.017	D	N	337,872	Sexual Assault Services Formula Program		
16.523	D	N	651,827	Juvenile Accountability Block Grants		
16.540	D	N	482,550	Juvenile Justice and Delinquency Prevention-Allocation to States		
16.548	D	N	72,870	Title V-Delinquency Prevention Program		
16.550	D	N	32,268	State Justice Statistics Program for Statistical Analysis Centers		
16.575	D	N	11,700,215	Crime Victim Assistance		
16.576	D	N	2,769,332	Crime Victim Compensation		
16.588	D	N	3,847,604	Violence Against Women Formula Grants		
16.593	D	N	463,511	Residential Substance Abuse Treatment for State Prisoners		
16.606	D	N	2,827,556	State Criminal Alien Assistance Program		
16.607	D	N	59,437	Bulletproof Vest Partnership Program		
16.609	D	N	27,046	Project Safe Neighborhoods		
16.735	D	N	122,627	Protecting Inmates and Safeguarding Communities Discretionary Grant Program		
16.738	D	N	5,025,355	Edward Byrne Memorial Justice Assistance Grant Program		
16.740	D	N	225,000	Statewide Automated Victim Information Notification (SAVIN) Program		
16.742	D	N	484,479	Paul Coverdell Forensic Sciences Improvement Grant Program		
16.751	I	N	185,398	Edward Byrne Memorial Competitive Grant Program	12-SA-161-1873	The Council of State Government
16.803	D	Y	214,080	ARRA - Recovery Act - Edward Byrne Memorial Justice Assistance Grant (JAG) Program/ Grants to States and Territories		
16.816	D	N	26,965	John R. Justice Prosecutors and Defenders Incentive Act		
20.231	D	N	10,000	Performance and Registration Information Systems Management		
20.237	D	N	888	Commercial Vehicle Information Systems and Networks		
20.239	D	N	44,025	Motor Carrier Research and Technology Programs		
20.703	D	N	453,713	Interagency Hazardous Materials Public Sector Training and Planning Grants		
93.643	D	N	318,239	Children's Justice Grants to States		

**SCHEDULE OF EXPENDITURES OF FEDERAL AWARDS (BY STATE AGENCY)**

For the Fiscal Year Ended June 30, 2014

<b>Federal CFDA Number</b>	<b>Direct/ Indirect</b>	<b>ARRA</b>	<b>Program Disbursements</b>	<b>Program Title</b>	<b>Pass-Through Number</b>	<b>Pass-Through Entity Name</b>
97.001	D	N	287,621	Pilot Demonstration or Earmarked Projects		
97.008	D	N	65,813	Non-Profit Security Program		
97.017	D	N	2,435,057	Pre-Disaster Mitigation (PDM) Competitive Grants		
97.023	D	N	413,812	Community Assistance Program State Support Services Element (CAP-SSSE)		
97.036	D	N	11,832,923	Disaster Grants - Public Assistance (Presidentially Declared Disasters)		
97.039	D	N	3,043,354	Hazard Mitigation Grant		
97.042	D	N	8,706,524	Emergency Management Performance Grants		
97.045	D	N	6,758,200	Cooperating Technical Partners		
97.047	D	N	658,557	Pre-Disaster Mitigation		
97.052	D	N	1,115,022	Emergency Operations Center		
97.056	D	N	3,124,026	Port Security Grant Program		
97.067	D	N	17,653,316	Homeland Security Grant Program		
97.078	D	N	580	Buffer Zone Protection Program (BZPP)		
97.082	D	N	38,474	Earthquake Consortium		
97.092	D	N	124,727	Repetitive Flood Claims		
97.110	D	N	6,738	Severe Repetitive Loss Program		
			<u>113,628,247</u>	Total — N. C. Department of Public Safety		

**N.C. Secretary of State**

16.580	D	N	31,642	Edward Byrne Memorial State and Local Law Enforcement Assistance Discretionary Grants Program		
			<u>31,642</u>	Total — N.C. Secretary of State		

**N. C. Department of Transportation**

20.106	D	N	22,087,866	Airport Improvement Program		
20.205	D	N	1,268,804,288	Highway Planning and Construction		
20.205	D	Y	4,552,898	ARRA - Highway Planning and Construction		
20.218	D	N	564,757	National Motor Carrier Safety		
20.219	D	N	878,247	Recreational Trails Program		
20.232	D	N	223,254	Commercial Driver's License Program Improvement Grant		
20.234	D	N	210,699	Safety Data Improvement Program		
20.235	D	N	57,109	Commercial Motor Vehicle Operator Training Grants		
20.237	D	N	448,374	Commercial Vehicle Information Systems and Networks		
20.313	D	N	-1	Railroad Research and Development		
20.314	D	N	355,918	Railroad Development		
20.319	D	N	18,020	High-Speed Rail Corridors and Intercity Passenger Rail Service-Capital Assistance Grants		
20.319	D	Y	85,121,090	ARRA - High-Speed Rail Corridors and Intercity Passenger Rail Service-Capital Assistance Grants		
20.505	D	N	1,352,213	Metropolitan Transportation Planning		
20.509	D	N	24,184,221	Formula Grants for Rural Areas		
20.509	D	Y	2,480,450	ARRA - Formula Grants for Rural Areas		
20.513	D	N	3,468,171	Enhanced Mobility of Seniors and Individuals with Disabilities		
20.516	D	N	1,877,439	Job Access And Reverse Commute Program		
20.521	D	N	483,612	New Freedom Program		
20.600	D	N	5,898,974	State and Community Highway Safety		
20.601	D	N	2,831,741	Alcohol Impaired Driving Countermeasures Incentive Grants I		
20.602	D	N	1,106,411	Occupant Protection Incentive Grants		
20.604	D	N	812,669	Safety Incentive Grants for Use of Seatbelts		
20.607	D	N	1,039,389	Alcohol Open Container Requirements		
20.609	D	N	731,036	Safety Belt Performance Grants		

**SCHEDULE OF EXPENDITURES OF FEDERAL AWARDS (BY STATE AGENCY)**

For the Fiscal Year Ended June 30, 2014

<b>Federal CFDA Number</b>	<b>Direct/ Indirect</b>	<b>ARRA</b>	<b>Program Disbursements</b>	<b>Program Title</b>	<b>Pass-Through Number</b>	<b>Pass-Through Entity Name</b>
20.610	D	N	412,122	State Traffic Safety Information System Improvement Grants		
20.612	D	N	239,208	Incentive Grant Program to Increase Motorcyclist Safety		
20.613	D	N	292,896	Child Safety and Child Booster Seats Incentive Grants		
20.616	D	N	1,038,148	National Priority Safety Programs		
23.003	D	N	6,810,573	Appalachian Development Highway System		
97.089	D	N	386,514	Driver's License Security Grant Program		
			<u>1,438,768,306</u>	Total — N. C. Department of Transportation		

**N. C. Office of Administrative Hearings**

30	D	N	88,600	U. S. Equal Employment Opportunity Commission		
			<u>88,600</u>	Total — N. C. Office of Administrative Hearings		

**N. C. Office of the Governor**

84.395	D	Y	105,773,172	ARRA - State Fiscal Stabilization Fund (SFSF) - Race-to-the-Top Incentive Grants, Recovery Act		
94.003	D	N	312,402	State Commissions		
94.006	D	N	3,389,851	AmeriCorps		
94.009	D	N	6,767	Training and Technical Assistance		
			<u>109,482,192</u>	Total — N. C. Office of the Governor		

**N.C. Office of Information Technology Services**

15.808	D	N	88,926	U. S. Geological Survey-Research and Data Collection		
15.809	D	N	3,680	National Spatial Data Infrastructure Cooperative Agreements Program		
66.608	D	N	438,205	Environmental Information Exchange Network Grant Program and Related Assistance		
			<u>530,811</u>	Total — N.C. Office of Information Technology Services		

**State Board of Elections**

90.401	D	N	11,600	Help America Vote Act Requirements Payments		
93.617	D	N	211,966	Voting Access for Individuals with Disabilities-Grants to States		
			<u>223,566</u>	Total — State Board of Elections		
			<u>17,602,575,472</u>	Total — Primary Government		

*Component Units**University of North Carolina System***Appalachian State University**

10.001	D	N	43,371	Agricultural Research-Basic and Applied Research		
10.217	D	N	39,029	Higher Education Challenge Grants		
11.609	D	N	26,135	Measurement and Engineering Research and Standards		
12.900	D	N	79,859	Language Grant Program		
14.906	D	N	273,186	Healthy Homes Technical Studies Grants		
15.660	D	N	5,164	Endangered Species-Candidate Conservation Action Funds		
15.808	D	N	5,352	U. S. Geological Survey-Research and Data Collection		
15.810	D	N	7,374	National Cooperative Geologic Mapping Program		
15.931	D	N	46,093	Conservation Activities by Youth Service Organizations		
15.945	D	N	45,110	Cooperative Research and Training Programs - Resources of the National Park System		
19.040	D	N	69,134	Public Diplomacy Programs		
19.501	D	N	284,116	Public Diplomacy Programs for Afghanistan and Pakistan		

**SCHEDULE OF EXPENDITURES OF FEDERAL AWARDS (BY STATE AGENCY)**

For the Fiscal Year Ended June 30, 2014

<b>Federal CFDA Number</b>	<b>Direct/ Indirect</b>	<b>ARRA</b>	<b>Program Disbursements</b>	<b>Program Title</b>	<b>Pass-Through Number</b>	<b>Pass-Through Entity Name</b>
23.001	D	N	20,109	Appalachian Regional Development (See individual Appalachian Programs)		
43.001	D	N	63,082	Science		
43.003	D	N	830	Exploration		
43.009	D	N	55,247	Cross Agency Support		
45.024	D	N	11,504	Promotion of the Arts-Grants to Organizations and Individuals		
45.149	D	N	3,000	Promotion of the Humanities-Division of Preservation and Access		
45.164	D	N	3,500	Promotion of the Humanities-Public Programs		
47.049	D	N	422,357	Mathematical and Physical Sciences		
47.050	D	N	53,334	Geosciences		
47.050	I	N	16,280	Geosciences	09114190-S1	Vanderbilt Univ
47.070	D	N	135,153	Computer and Information Science and Engineering		
47.074	D	N	89,797	Biological Sciences		
47.075	D	N	168,038	Social, Behavioral, and Economic Sciences		
47.076	D	N	372,552	Education and Human Resources		
47.076	I	N	6,997	Education and Human Resources	40783-00-01B	Research Fdn of CUNY
47.082	D	Y	13,996	ARRA - Trans-NSF Recovery Act Research Support		
66.034	D	N	69,502	Surveys, Studies, Research, Investigations, Demonstrations, and Special Purpose Activities Relating to the Clean Air Act		
66.516	D	N	36,606	P3 Award: National Student Design Competition for Sustainability		
84.007	D	N	221,895	Federal Supplemental Educational Opportunity Grants		
84.033	D	N	488,408	Federal Work-Study Program		
84.038	D	N	4,501,192	Federal Perkins Loan Program-Federal Capital Contributions		
84.042	D	N	266,776	TRIO-Student Support Services		
84.047	D	N	640,165	TRIO-Upward Bound		
84.063	D	N	17,894,043	Federal Pell Grant Program		
84.116	D	N	36,321	Fund for the Improvement of Postsecondary Education		
84.268	D	N	84,902,106	Federal Direct Student Loans		
89.003	D	N	57,289	National Historical Publications and Records Grants		
93.243	D	N	32,697	Substance Abuse and Mental Health Services-Projects of Regional and National Significance		
93.855	D	N	85,318	Allergy, Immunology and Transplantation Research		
93.884	I	N	20,025	Grants for Primary Care Training and Enhancement	WFUHS 116164	Wake Forest Univ
94.011	D	N	375,396	Foster Grandparent Program		
94.016	D	N	248,985	Senior Companion Program		
98.012	I	N	10,066	USAID Development Partnerships for University Cooperation and Development	12-716	Arizona State Univ
			<b>112,246,489</b>	<b>Total — Appalachian State University</b>		
<b>East Carolina University</b>						
10.216	I	N	7,284	1890 Institution Capacity Building Grants	OSP02830020120022	Southern Univ A&M
10.305	D	N	56,597	International Science and Education Grants		
10.459	D	N	11,715	Commodity Partnerships for Small Agricultural Risk Management Education Sessions		
10.855	D	N	136,788	Distance Learning and Telemedicine Loans and Grants		
11.431	I	N	39,606	Climate and Atmospheric Research	10029211/557723	Univ Pennsylvania
11.431	I	N	8,298	Climate and Atmospheric Research	132315/13540FA93	Univ South Carolina
11.431	I	N	14,166	Climate and Atmospheric Research	142569	Univ South Carolina
11.431	I	N	643	Climate and Atmospheric Research	NOAA034/05	Eastern Research Group
11.431	I	N	1,558	Climate and Atmospheric Research	NOAANA09NMF4720414	Commerican Fisheries Fdn
11.459	D	N	20,101	Weather and Air Quality Research		
11.459	I	N	12,413	Weather and Air Quality Research	NNC2012-13NOAA	Nurture Nature Ctr
11.460	D	N	39,360	Special Oceanic and Atmospheric Projects		

**SCHEDULE OF EXPENDITURES OF FEDERAL AWARDS (BY STATE AGENCY)**

For the Fiscal Year Ended June 30, 2014

<b>Federal CFDA Number</b>	<b>Direct/ Indirect</b>	<b>ARRA</b>	<b>Program Disbursements</b>	<b>Program Title</b>	<b>Pass-Through Number</b>	<b>Pass-Through Entity Name</b>
11.473	I	N	30,002	Coastal Services Center	933920000020121/33	Univ Georgia
11.473	I	N	9,275	Coastal Services Center	SAA12(188)ECUJW2	SE Coastal Ocean Observing
11.483	I	N	13,157	NOAA Programs for Disaster Relief Appropriations Act - Non-construction and Construction	63060003NAI30AR4830227	Nurture Nature Ctr
12.300	I	N	7,310	Basic and Applied Scientific Research	1140165PO224208	Carnegie Mellon Univ
12.420	D	N	1,001,263	Military Medical Research and Development		
12.420	I	N	2,747	Military Medical Research and Development	221577W81XH0920001	General Hosp Corp
12.431	D	N	130,173	Basic Scientific Research		
12.431	I	N	231,011	Basic Scientific Research	C648921593/28537981	Univ Connecticut
12.901	D	N	5,457	Mathematical Sciences Grants Program		
12.902	D	N	70,266	Information Security Grant Program		
14.218	I	N	6,682	Community Development Block Grants/Entitlement Grants	A13023002	City of Greenville
14.218	I	N	8,860	Community Development Block Grants/Entitlement Grants	A140012001B12DC37001	Town of Roper
14.218	I	N	7,603	Community Development Block Grants/Entitlement Grants	A140015001B12DC37001	Town of Milton
14.218	I	N	7,548	Community Development Block Grants/Entitlement Grants	A140016001B12DC37001	Town of Louisburg
14.218	I	N	7,396	Community Development Block Grants/Entitlement Grants	A140017001B12DC37001	Town of Saint Pauls
14.218	I	N	8,951	Community Development Block Grants/Entitlement Grants	A140018001B12DC37001	Town of Navassa
14.218	I	N	6,332	Community Development Block Grants/Entitlement Grants	A140019001B12DC37001	City of Raeford
14.218	I	N	7,415	Community Development Block Grants/Entitlement Grants	A140020001B12DC37001	Town of Creswell
14.218	I	N	7,465	Community Development Block Grants/Entitlement Grants	A140021001	Caswell County
14.218	I	N	15,332	Community Development Block Grants/Entitlement Grants	A140022001B12DC370001	City of New Bern
14.218	I	N	7,372	Community Development Block Grants/Entitlement Grants	A140023001B12DC37001	Town of Smithfield
14.218	I	N	9,417	Community Development Block Grants/Entitlement Grants	A140024001B12DC37001	Town of Tarboro
14.218	I	N	9,625	Community Development Block Grants/Entitlement Grants	A140025001	Brunswick County
14.218	I	N	550	Community Development Block Grants/Entitlement Grants	A140151001	City of Greenville
14.228	I	N	8,629	Community Development Block Grants/State's program and Non-Entitlement Grants in Hawaii	A140022001B12DC370001	City of Henderson
15.225	I	N	40,827	Recreation Resource Management	13005078A00	Univ Massachusetts
15.235	I	N	61,604	Southern Nevada Public Land Management	11784400	Univ Nevada Las Vegas
15.423	D	N	56,648	Bureau of Ocean Energy Management (BOEM) Environmental Studies Program (ESP)		
15.611	D	N	18,322	Wildlife Restoration and Basic Hunter Education		
15.632	I	N	7,844	Conservation Grants Private Stewardship for Imperiled Species	F13AP000833	Chicago Botanic Garden
15.637	I	N	89,940	Migratory Bird Joint Ventures	19100033130106/40181AJ186	Mississippi State Univ
15.649	I	N	6,339	Service Training and Technical Assistance (Generic Training)	F12AC0105513009A	Missouri State Univ
15.650	D	N	7,612	Research Grants (Generic)		
15.660	D	N	6,413	Endangered Species-Candidate Conservation Action Funds		
15.808	D	N	39,166	U. S. Geological Survey-Research and Data Collection		
15.808	I	N	10,549	U. S. Geological Survey-Research and Data Collection	AV08NC0108HQGR0157	America View
15.815	I	N	24,155	National Land Remote Sensing-Education Outreach and Research	AV13NC01G14AP00002	America View
15.816	D	N	29,494	Minerals Resources External Research Program		
15.945	D	N	33,997	Cooperative Research and Training Programs-Resources of the National Park System		
16.560	D	N	142,118	National Institute of Justice Research, Evaluation, and Development Project Grants		
16.758	I	N	4,560	Improving the Investigation and Prosecution of Child Abuse and the Regional and Local Children's Advocacy Centers	14GREENSA13	Children's Advocacy Cntr
16.758	I	N	4,483	Improving the Investigation and Prosecution of Child Abuse and the Regional and Local Children's Advocacy Centers	15GREENSA14	Children's Advocacy Cntr
16.758	I	N	15,594	Improving the Investigation and Prosecution of Child Abuse and the Regional and Local Children's Advocacy Centers	2871514	Children's Advocacy Cntr
20.614	I	N	9,127	National Highway Traffic Safety Administration (NHTSA) Discretionary Safety Grants	DTNH2209D00138	Dunlap & Assoc

**SCHEDULE OF EXPENDITURES OF FEDERAL AWARDS (BY STATE AGENCY)**

For the Fiscal Year Ended June 30, 2014

<b>Federal CFDA Number</b>	<b>Direct/ Indirect</b>	<b>ARRA</b>	<b>Program Disbursements</b>	<b>Program Title</b>	<b>Pass-Through Number</b>	<b>Pass-Through Entity Name</b>
43.001	D	N	185,881	Science		
43.001	I	N	46,086	Science	4100674052	Carnegie Inst Washington
43.001	I	N	28,234	Science	68016074	Univ Central Florida
43.001	I	N	86,855	Science	SC3041	SETI Institute
43.001	I	N	62	Science	Z647701	Univ Maryland
43.001	I	N	1,228	Science	Z648601	Univ Maryland
45.024	I	N	3,904	Promotion of the Arts-Grants to Organizations and Individuals	4370	South Arts
45.024	I	N	4,018	Promotion of the Arts-Grants to Organizations and Individuals	4473	South Arts
45.161	D	N	123,962	Promotion of the Humanities-Research		
45.313	D	N	2,999	Laura Bush 21st Century Librarian Program		
47.041	D	N	48,592	Engineering Grants		
47.049	D	N	94,807	Mathematical and Physical Sciences		
47.050	D	N	377,935	Geosciences		
47.050	I	N	1,140	Geosciences	14NSF1026EAR1338694	Duke Univ
47.050	I	N	47,172	Geosciences	157560OCE0939564Y89526	Univ So California
47.070	D	N	77,170	Computer and Information Science and Engineering		
47.074	D	N	217,189	Biological Sciences		
47.074	I	N	18,571	Biological Sciences	GA10618127098	Univ Virginia
47.074	I	N	72,808	Biological Sciences	PSA6458DEB0830024	Univ Connecticut
47.075	D	N	272,799	Social, Behavioral, and Economic Sciences		
47.076	D	N	286,456	Education and Human Resources		
47.076	I	N	16,475	Education and Human Resources	UFO8119	Univ Florida
47.078	D	N	126,943	Polar Programs		
47.079	D	N	22,559	Office of International and Integrative Activities		
47.082	D	Y	169,267	ARRA - Trans-NSF Recovery Act Research Support		
64.018	D	N	1,553	Sharing Specialized Medical Resources		
66.717	D	N	8,422	Source Reduction Assistance		
84.007	D	N	536,235	Federal Supplemental Educational Opportunity Grants		
84.031	D	N	354,711	Higher Education-Institutional Aid		
84.033	D	N	548,265	Federal Work-Study Program		
84.038	D	N	10,785,462	Federal Perkins Loan Program-Federal Capital Contributions		
84.063	D	N	31,224,882	Federal Pell Grant Program		
84.268	D	N	147,646,779	Federal Direct Student Loans		
84.305	I	N	8,878	Education Research, Development and Dissemination	TUL6771314	Tulane Univ
84.325	D	N	45,042	Special Education-Personnel Development to Improve Services and Results for Children with Disabilities		
84.336	D	N	1,283,267	Teacher Quality Partnership Grants		
84.366	I	N	40,435	Mathematics and Science Partnerships	20122013S366B110034	Beaufort Schools
84.367	I	N	42,207	Improving Teacher Quality State Grants	07NC11	Natl Writing Project
84.375	D	N	1,392	Academic Competitiveness Grants		
93.065	I	N	46,497	Laboratory Leadership, Workforce Training and Management Development, Improving Public Health Laboratory Infrastructure	ORISERESEARCHPART	Oak Ridge Assoc Univ
93.113	D	N	121,867	Environmental Health		
93.113	I	N	37,928	Environmental Health	314301	Boston Med Center
93.113	I	N	194,765	Environmental Health	A120038003	Research Triangle Inst
93.124	D	N	11,608	Nurse Anesthetist Traineeships		
93.153	D	N	523,723	Coordinated Services and Access to Research for Women, Infants, Children, and Youth		
93.173	D	N	20,502	Research Related to Deafness and Communication Disorders		
93.211	D	N	90,999	Telehealth Programs		

**SCHEDULE OF EXPENDITURES OF FEDERAL AWARDS (BY STATE AGENCY)**

For the Fiscal Year Ended June 30, 2014

<b>Federal CFDA Number</b>	<b>Direct/ Indirect</b>	<b>ARRA</b>	<b>Program Disbursements</b>	<b>Program Title</b>	<b>Pass-Through Number</b>	<b>Pass-Through Entity Name</b>
93.224	I	N	43,774	Consolidated Health Centers (Community Health Centers, Migrant Health Centers, Health Care for the Homeless, Public Housing Primary Care, and School Based Health Centers)	A120057001	Greene Co Health
93.224	I	N	34,794	Consolidated Health Centers (Community Health Centers, Migrant Health Centers, Health Care for the Homeless, Public Housing Primary Care, and School Based Health Centers)	A120070001	Greene Co Health
93.224	I	N	15,966	Consolidated Health Centers (Community Health Centers, Migrant Health Centers, Health Care for the Homeless, Public Housing Primary Care, and School Based Health Centers)	A130074001	Greene Co Health
93.224	I	N	2,330	Consolidated Health Centers (Community Health Centers, Migrant Health Centers, Health Care for the Homeless, Public Housing Primary Care, and School Based Health Centers)	A140129001	Greene Co Health
93.236	D	N	154,825	Grants to States to Support Oral Health Workforce Activities		
93.242	D	N	188,139	Mental Health Research Grants		
93.243	D	N	140,837	Substance Abuse and Mental Health Services-Projects of Regional and National Significance		
93.243	I	N	1,028	Substance Abuse and Mental Health Services-Projects of Regional and National Significance	18658050	Univ Central Florida
93.247	D	N	685,347	Advanced Nursing Education Grant Program		
93.250	D	N	76,486	Geriatric Academic Career Awards		
93.262	I	N	2,027	Occupational Safety and Health Program	3048109702	Univ Kentucky Research Fdn
93.262	I	N	19,319	Occupational Safety and Health Program	3049025288	Univ Kentucky Research Fdn
93.262	I	N	5,361	Occupational Safety and Health Program	500836003	Univ Alabama Birmingham
93.273	D	N	433,072	Alcohol Research Programs		
93.276	I	N	66,131	Drug-Free Communities Support Program Grants	130380001	Coastal Coalition
93.279	D	N	55,815	Drug Abuse and Addiction Research Programs		
93.279	I	N	10,861	Drug Abuse and Addiction Research Programs	ECIG Adolescent	Amer Acad Child & Adolescent Psychology
93.283	D	N	26,160	Centers for Disease Control and Prevention-Investigations and Technical Assistance		
93.283	I	N	4,743	Centers for Disease Control and Prevention-Investigations and Technical Assistance	3835418	Duke Univ
93.283	I	N	35,297	Centers for Disease Control and Prevention-Investigations and Technical Assistance	UA13067	Univ Alabama Birmingham
93.342	D	N	265,391	Health Professions Student Loans, Including Primary Care Loans/Loans for Disadvantaged Students		
93.351	D	N	255,654	Research Infrastructure Programs		
93.351	I	N	9,931	Research Infrastructure Programs	A130174001	Rivers and Associates
93.358	D	N	325,120	Advanced Education Nursing Traineeships		
93.364	D	N	382,367	Nursing Student Loans		
93.389	I	N	2,140	National Center for Research Resources	HL096789	Med Univ So Carolina
93.393	D	N	250,863	Cancer Cause and Prevention Research		
93.394	I	N	14,869	Cancer Detection and Diagnosis Research	A130188003	Univ Washington
93.394	I	N	3,128	Cancer Detection and Diagnosis Research	RF0129840560031436	Univ Washington
93.395	D	N	87,443	Cancer Treatment Research		
93.395	I	N	1,806	Cancer Treatment Research	20090022	Ambulatory Pediatric Assoc
93.395	I	N	2,112	Cancer Treatment Research	40601	Univ Chicago
93.395	I	N	4,515	Cancer Treatment Research	CALGB11002	Brigham & Womens Physicians
93.395	I	N	95,460	Cancer Treatment Research	ECACA171983	Pennsylvania State Univ
93.395	I	N	3,280	Cancer Treatment Research	U10CA021661	Amer Coll Radiology
93.396	D	N	77,217	Cancer Biology Research		
93.399	I	N	375	Cancer Control	70604	Cancer & Leukemia B
93.701	D	Y	111,603	ARRA - Trans-NIH Recovery Act Research Support		

**SCHEDULE OF EXPENDITURES OF FEDERAL AWARDS (BY STATE AGENCY)**

For the Fiscal Year Ended June 30, 2014

<b>Federal CFDA Number</b>	<b>Direct/ Indirect</b>	<b>ARRA</b>	<b>Program Disbursements</b>	<b>Program Title</b>	<b>Pass-Through Number</b>	<b>Pass-Through Entity Name</b>
93.750	I	N	27,764	PPHF 2013 - Cooperative Agreement to Support Navigators in Federally-facilitated and State Partnership Exchanges	TFED41S2194	Community Care of NC
93.837	D	N	572,213	Cardiovascular Diseases Research		
93.837	I	N	824	Cardiovascular Diseases Research	7U01HL088942	Mt Sinai Schl Med
93.837	I	N	9,995	Cardiovascular Diseases Research	CALGB7035106031040310404	Duke Univ
93.837	I	N	7,224	Cardiovascular Diseases Research	M12A11364A08651	Yale Univ
93.837	I	N	121	Cardiovascular Diseases Research	U01HL382703832361	Duke Univ
93.837	I	N	1,690	Cardiovascular Diseases Research	VUMC399334	Vanderbilt Univ
93.839	I	N	110,856	Blood Diseases and Resources Research	5R01HL095647	Cincinnati Child Hosp
93.846	D	N	955,474	Arthritis, Musculoskeletal and Skin Diseases Research		
93.846	I	N	10,938	Arthritis, Musculoskeletal and Skin Diseases Research	12002	Wake Forest Univ
93.846	I	N	4,603	Arthritis, Musculoskeletal and Skin Diseases Research	3538027	Duke Univ
93.847	D	N	1,436,726	Diabetes, Digestive, and Kidney Diseases Extramural Research		
93.847	I	N	8,584	Diabetes, Digestive, and Kidney Diseases Extramural Research	1RF3DK091143	Cara Cairns Design
93.847	I	N	31,710	Diabetes, Digestive, and Kidney Diseases Extramural Research	2820	Boston Med Center
93.847	I	N	10,849	Diabetes, Digestive, and Kidney Diseases Extramural Research	3301822U01DK066174	Childs Hospital Philadelphia
93.847	I	N	34,637	Diabetes, Digestive, and Kidney Diseases Extramural Research	3000019113O108371001	Childrens Research Inst
93.853	D	N	655,363	Extramural Research Programs in the Neurosciences and Neurological Disorders		
93.853	I	N	81,153	Extramural Research Programs in the Neurosciences and Neurological Disorders	22820314303	Boston Med Center
93.853	I	N	4,000	Extramural Research Programs in the Neurosciences and Neurological Disorders	MTTRNS084138	Scripps Research
93.855	D	N	500,103	Allergy, Immunology and Transplantation Research		
93.855	I	N	26,567	Allergy, Immunology and Transplantation Research	5159701	Albany Medical Coll
93.855	I	N	111,754	Allergy, Immunology and Transplantation Research	7439A	Univ Texas Houston
93.855	I	N	103,476	Allergy, Immunology and Transplantation Research	A140042	Tunitas Therapeutics
93.855	I	N	78,183	Allergy, Immunology and Transplantation Research	RA1092914B	Tunitas Therapeutics
93.855	I	N	52,389	Allergy, Immunology and Transplantation Research	SPS199679	Duke Univ
93.859	D	N	106,944	Biomedical Research and Research Training		
93.859	I	N	2,877	Biomedical Research and Research Training	101983578	Baylor Univ Coll Med
93.859	I	N	5,491	Biomedical Research and Research Training	16582009178	Clemson Univ
93.859	I	N	544	Biomedical Research and Research Training	900613	Univ Pittsburgh
93.859	I	Y	4,599	ARRA - Biomedical Research and Research Training	1217685	Univ Pittsburgh
93.865	D	N	113,035	Child Health and Human Development Extramural Research		
93.865	I	N	36,371	Child Health and Human Development Extramural Research	23120212356	Research Triangle Inst
93.866	D	N	39,475	Aging Research		
93.866	I	N	3,079	Aging Research	30209/30215	Wake Forest Univ
93.866	I	N	480,923	Aging Research	ASPREE	Wake Forest Univ
93.884	D	N	580,709	Grants for Primary Care Training and Enhancement		
93.918	D	N	546,071	Grants to Provide Outpatient Early Intervention Services with Respect to HIV Disease		
93.958	I	N	2,727	Block Grants for Community Mental Health Services	A140054	Pitt Co Coalition Substance
93.959	I	N	23,523	Block Grants for Prevention and Treatment of Substance Abuse	332434	Wake Forest Univ
93.964	D	N	13,817	Prevention and Public Health Fund (PPHF) Public Health Traineeships		
97.012	I	N	18,699	Boating Safety Financial Assistance	20111102.26	Wake Forest Univ
			<u>209,197,356</u>	Total — East Carolina University		
<b><u>Elizabeth City State University</u></b>						
11.609	D	N	6,385	Measurement and Engineering Research and Standards		
12.431	D	N	17,214	Basic Scientific Research		
12.630	D	N	3,106	Basic, Applied, and Advanced Research in Science and Engineering		
14.169	D	N	19,643	Housing Counseling Assistance Program		
14.520	D	N	305,869	Historically Black Colleges and Universities Program		



**SCHEDULE OF EXPENDITURES OF FEDERAL AWARDS (BY STATE AGENCY)**

For the Fiscal Year Ended June 30, 2014

<b>Federal CFDA Number</b>	<b>Direct/ Indirect</b>	<b>ARRA</b>	<b>Program Disbursements</b>	<b>Program Title</b>	<b>Pass-Through Number</b>	<b>Pass-Through Entity Name</b>
16.525	D	N	33,705	Grants to Reduce Domestic Violence, Dating Violence, Sexual Assault, and Stalking on Campus		
43.008	D	N	163,869	Education		
45.149	D	N	5,846	Promotion of the Humanities-Division of Preservation and Access		
47.049	D	N	168,823	Mathematical and Physical Sciences		
47.050	D	N	304,240	Geosciences		
47.074	D	N	21,820	Biological Sciences		
47.076	D	N	595,256	Education and Human Resources		
47.076	I	N	2,828	Education and Human Resources	DUE0525433	Univ of New Hampshire
47.078	D	N	2,609	Polar Programs		
47.078	I	N	389,811	Polar Programs	ANT-0424589	Univ of Kansas
47.080	D	N	17,702	Office of Cyberinfrastructure		
84.007	D	N	411,270	Federal Supplemental Educational Opportunity Grants		
84.031	D	N	4,557,379	Higher Education-Institutional Aid		
84.033	D	N	328,014	Federal Work-Study Program		
84.038	D	N	970,572	Federal Perkins Loan Program-Federal Capital Contributions		
84.042	D	N	209,345	TRIO-Student Support Services		
84.047	D	N	238,156	TRIO-Upward Bound		
84.063	D	N	7,809,143	Federal Pell Grant Program		
84.120	D	N	388,492	Minority Science and Engineering Improvement		
84.268	D	N	13,529,964	Federal Direct Student Loans		
84.363	D	N	497,980	School Leadership		
84.379	D	N	16,967	Teacher Education Assistance for College and Higher Education Grants (TEACH Grants)		
84.382	D	N	504,601	Strengthening Minority-Serving Institutions		
93.307	D	N	146,896	Minority Health and Health Disparities Research		
93.859	D	N	374,742	Biomedical Research and Research Training		
97.062	D	N	188,400	Scientific Leadership Awards		
			<u>32,230,647</u>	Total — Elizabeth City State University		
<b>Fayetteville State University</b>						
10.310	D	N	82,021	Agriculture and Food Research Initiative (AFRI)		
11.303	D	N	108,660	Economic Development-Technical Assistance		
11.557	D	N	358,041	Broadband Technology Opportunities Program (BTOP)		
11.609	D	N	5,670	Measurement and Engineering Research and Standards		
12.420	D	N	78,970	Military Medical Research and Development		
12.431	D	N	104,691	Basic Scientific Research		
12.630	D	N	444,165	Basic, Applied, and Advanced Research in Science and Engineering		
14.520	D	N	114,152	Historically Black Colleges and Universities Program		
47.076	D	N	666,880	Education and Human Resources		
59.044	D	N	208,714	Veterans Business Development		
84.007	D	N	808,519	Federal Supplemental Educational Opportunity Grants		
84.031	D	N	4,640,254	Higher Education-Institutional Aid		
84.033	D	N	795,180	Federal Work-Study Program		
84.038	D	N	2,628,482	Federal Perkins Loan Program-Federal Capital Contributions		
84.042	D	N	316,343	TRIO-Student Support Services		
84.044	D	N	254,022	TRIO-Talent Search		
84.047	D	N	515,224	TRIO-Upward Bound		
84.063	D	N	15,127,919	Federal Pell Grant Program		
84.066	D	N	363,097	TRIO-Educational Opportunity Centers		
84.120	D	N	118,831	Minority Science and Engineering Improvement		

**SCHEDULE OF EXPENDITURES OF FEDERAL AWARDS (BY STATE AGENCY)**

For the Fiscal Year Ended June 30, 2014

<b>Federal CFDA Number</b>	<b>Direct/ Indirect</b>	<b>ARRA</b>	<b>Program Disbursements</b>	<b>Program Title</b>	<b>Pass-Through Number</b>	<b>Pass-Through Entity Name</b>
84.217	D	N	224,608	TRIO-McNair Post-Baccalaureate Achievement		
84.268	D	N	35,747,501	Federal Direct Student Loans		
84.334	D	N	319,273	Gaining Early Awareness and Readiness for Undergraduate Programs		
84.379	D	N	151,348	Teacher Education Assistance for College and Higher Education Grants (TEACH Grants)		
84.382	D	N	544,224	Strengthening Minority-Serving Institutions		
93.307	D	N	441,654	Minority Health and Health Disparities Research		
93.779	D	N	15	Centers for Medicare and Medicaid Services (CMS) Research, Demonstrations and Evaluations		
93.859	D	N	392,995	Biomedical Research and Research Training		
94.005	D	N	284	Learn and Serve America-Higher Education		
			<u>65,561,737</u>	Total — Fayetteville State University		

**North Carolina Agricultural & Technical State University**

10	D	N	159,730	U. S. Department of Agriculture		
10	D	Y	4,990	ARRA - U. S. Department of Agriculture		
10	I	N	-668	U. S. Department of Agriculture	CANFVSU-08-016	Fort Valley State Univ
10	I	N	-27,486	U. S. Department of Agriculture	E-Mail Dated 12/3/08	Farm Pilot Project Coordination, Inc
10	I	N	10,315	U. S. Department of Agriculture	RC100236NC	The Regents of the Univ of Michigan
10	I	N	9,844	U. S. Department of Agriculture	VSU SUBAgreement TO NCA&T DAT	Virginia State Univ
10.200	D	N	16,389	Grants for Agricultural Research, Special Research Grants		
10.205	D	N	1,912,493	Payments to 1890 Land-Grant Colleges and Tuskegee University		
10.206	D	N	6,343,926	Grants for Agricultural Research-Competitive Research Grants		
10.210	D	N	780	Higher Education-Graduate Fellowships Grant Programs		
10.215	I	N	1,103	Sustainable Agriculture Research and Education	RD309-101/3842758	USDA-Cooperative State Research Education Ext Service
10.216	D	N	1,432,947	1890 Institution Capacity Building Grants		
10.216	I	N	13,429	1890 Institution Capacity Building Grants	2010-20571-NCA&T	Univ of Maryland Eastern Shore
10.216	I	N	9,804	1890 Institution Capacity Building Grants	Sub Agreement VSU Dated 2-17-14	Virginia State Univ
10.216	I	N	4,604	1890 Institution Capacity Building Grants	Subaward#:CANFVSU-13-011	Fort Valley State Univ
10.217	I	N	-2,274	Higher Education-Institution Challenge Grants Program	416-43-24 B	Iowa State Univ
10.217	I	N	7,548	Higher Education-Institution Challenge Grants Program	63630	Ohio State Univ
10.220	D	N	70,725	Higher Education-Multicultural Scholars Grant Program		
10.224	D	N	-6,155	Fund for Rural America-Research, Education, and Extension Activities		
10.250	D	N	130,644	Agricultural and Rural Economic Research, Cooperative Agreements and Collaborations		
10.303	I	N	-6,989	Integrated Programs	Subaward No. 451012	Texas A&M Univ
10.305	D	N	23,284	International Science and Education Grants		
10.306	I	N	3,231	Biodiesel	416-40-39B	Iowa State Univ
10.309	D	N	125,501	Specialty Crop Research Initiative		
10.310	D	N	53,512	Agriculture and Food Research Initiative (AFRI)		
10.310	I	N	846	Agriculture and Food Research Initiative (AFRI)	2000041386-AG	Purdue Univ
10.310	I	N	34,249	Agriculture and Food Research Initiative (AFRI)	85000024594	Univ of Tennessee-Knoxville
10.310	I	N	13,120	Agriculture and Food Research Initiative (AFRI)	UF11100	Univ of Florida
10.311	D	N	136,201	Beginning Farmer and Rancher Development Program		
10.313	I	N	31,685	Veterinary Medicine Loan Repayment Program	Subaward Agmt 62524.9499	Cornell Univ
10.443	D	N	98,819	Outreach and Assistance for Socially Disadvantaged Farmers and Ranchers		
10.455	D	N	36,348	Community Outreach and Assistance Partnership Program		
10.459	D	N	10,267	Commodity Partnerships for Small Agricultural Risk Management Education Sessions		
10.500	D	N	865,269	Cooperative Extension Service		
10.500	I	N	1,955	Cooperative Extension Service	39 3124411666122	Tuskegee Univ

**SCHEDULE OF EXPENDITURES OF FEDERAL AWARDS (BY STATE AGENCY)**

For the Fiscal Year Ended June 30, 2014

<b>Federal CFDA Number</b>	<b>Direct/ Indirect</b>	<b>ARRA</b>	<b>Program Disbursements</b>	<b>Program Title</b>	<b>Pass-Through Number</b>	<b>Pass-Through Entity Name</b>
10.500	I	N	3,480	Cooperative Extension Service	RE675-161/4786336	Univ of Georgia
10.902	D	N	66,067	Soil and Water Conservation		
10.961	D	N	15,241	Scientific Cooperation and Research		
11.481	D	N	-8,792	Educational Partnership Program		
12	D	N	887,960	U. S. Department of Defense		
12	I	N	13,486	U. S. Department of Defense	10-S590-0004-02-C15	Universal Technology Corporation
12	I	N	230,438	U. S. Department of Defense	11-S590-0004-02-C18	Universal Technology Corporation
12	I	N	19,464	U. S. Department of Defense	12-S7116-001	Universal Technology Corporation
12	I	N	67,526	U. S. Department of Defense	14-S590-0004-02-C25	Universal Technology Corporation
12	I	N	9,045	U. S. Department of Defense	316091	Univ of Maryland
12	I	N	27,579	U. S. Department of Defense	Check #0178400	Voorhees College
12	I	N	11,155	U. S. Department of Defense	Departmental Approval In Process	Scientific Research Corporation (SRC)
12	I	N	76,959	U. S. Department of Defense	NCAT 12-S-567-018-02-C2	Clarkson Aerospace
12	I	N	9,788	U. S. Department of Defense	NCAT 13-S7700-01-C2	Clarkson Aerospace
12	I	N	28,235	U. S. Department of Defense	NOOO 14-13-P-1158-NCAT	Mercury Data Systems, Inc.
12	I	N	4,145	U. S. Department of Defense	S11-36	Pennsylvania State Univ
12	I	N	72,113	U. S. Department of Defense	SR20132300	Scientific Research Corporation (SRC)
12	I	N	-14,842	U. S. Department of Defense	Subcontract MP-NC A&T SU-SC-01	Binary Group, Inc
12.300	D	N	234,220	Basic and Applied Scientific Research		
12.431	D	N	1,770,756	Basic Scientific Research		
12.431	I	N	56,868	Basic Scientific Research	Z845802	Univ of Maryland
12.630	D	N	308,376	Basic, Applied, and Advanced Research in Science and Engineering		
14	I	N	12,250	U. S. Department of Housing and Urban Development	Agreement Dated 4-1-11	City of Greensboro
14	I	N	1,594	U. S. Department of Housing and Urban Development	Agreement Dated 4/21/11	Piedmont Triad Council of Governments
14.520	D	N	268,606	Historically Black Colleges and Universities Program		
15	I	N	20,846	U. S. Department of Interior	FP40339	Univ of Alaska
16.525	I	N	7,755	Grants to Reduce Domestic Violence, Dating Violence, Sexual Assault, and Stalking on Campus	BC-2013-DOJ-A&T	Bennett College
16.582	D	N	194,027	Crime Victim Assistance/Discretionary Grants		
16.726	I	N	11,720	Juvenile Mentoring Program	2013-JU-FX-0022	National 4-H Council
16.731	I	N	3,482	Tribal Youth Program	2011-TY-FX-0031	National 4-H Council
20	D	N	17,131	U. S. Department of Transportation		
20	I	N	25,382	U. S. Department of Transportation	DTRT07-G-0004	Univ of Tennessee-Knoxville
20	I	N	2,553	U. S. Department of Transportation	RF01354864	Ohio State Univ
20	I	N	13,883	U. S. Department of Transportation	Task Order 13-NCA&T-E1	Univ of Tennessee-Knoxville
20.205	D	N	29,061	Highway Planning and Construction		
43	D	N	1,273,928	National Aeronautics and Space Administration		
43	I	N	67,220	National Aeronautics and Space Administration	LSK-NNK14EA01C-NCAT Letter Sub	Millennium Engineering and Integration Company
43	I	N	52,020	National Aeronautics and Space Administration	Letter Dated 9-23-03	National Action Council for Minorities in Engineering Inc
43	I	N	49	National Aeronautics and Space Administration	N/A	National Action Council for Minorities in Engineering Inc
43	I	N	310,033	National Aeronautics and Space Administration	NCAT-03-01	Virginia Polytechnic Inst
43	I	N	5,243	National Aeronautics and Space Administration	P.O. #FP11713	Univ of Alaska
43.008	I	N	26,570	Education	4103-0583	Purdue Univ
47	I	N	13,245	National Science Foundation	478455-19070	Virginia Polytechnic Inst
47	I	N	27,517	National Science Foundation	NSF-SBIR/STTR	Thixomat Inc
47.041	D	N	5,367,300	Engineering Grants		
47.041	I	N	45,656	Engineering Grants	A13-0112-S0001	Univ of Tennessee-Knoxville
47.041	I	N	184,964	Engineering Grants	EEC-0540834	Univ of Minnesota
47.041	I	N	3,875	Engineering Grants	EEC-1263346	Regents of the Univ of Minnesota
47.049	D	N	126,281	Mathematical and Physical Sciences		
47.050	D	N	264,533	Geosciences		

**SCHEDULE OF EXPENDITURES OF FEDERAL AWARDS (BY STATE AGENCY)**

For the Fiscal Year Ended June 30, 2014

<b>Federal CFDA Number</b>	<b>Direct/ Indirect</b>	<b>ARRA</b>	<b>Program Disbursements</b>	<b>Program Title</b>	<b>Pass-Through Number</b>	<b>Pass-Through Entity Name</b>
47.070	D	N	155,682	Computer and Information Science and Engineering		
47.074	I	N	479,961	Biological Sciences	61-2075NC	Michigan State Univ
47.075	D	N	16,269	Social, Behavioral, and Economic Sciences		
47.075	I	N	3,428	Social, Behavioral, and Economic Sciences	4532-NCATSU-NSF-5327	Pennsylvania State Univ
47.076	D	N	4,766,443	Education and Human Resources		
47.076	I	N	55,866	Education and Human Resources	0007964-1000046713/47258	Howard Univ
47.076	I	N	10,187	Education and Human Resources	BECK/525618	Villanova Univ
47.076	I	N	12,861	Education and Human Resources	UF-EIES-1109030-NCA	Univ of Florida
47.078	I	N	52,728	Polar Programs	FP32463	Univ of Alaska-Fairbanks
47.079	I	N	415	Office of International and Integrative Activities	3027-NCATS-NSF-0062	Pennsylvania State Univ
47.081	D	N	5,432	Office of Experimental Program to Stimulate Competitive Research		
47.081	D	Y	167,659	ARRA - Office of Experimental Program to Stimulate Competitive Research		
66	D	N	-421	U. S. Environmental Protection Agency		
66.202	I	N	-9	Congressionally Mandated Projects	EPA83438801	Consortium For Plant Biotechnology Research, Inc
77.007	D	N	37,927	U. S. Nuclear Regulatory Commission Minority Serving Institutions Program (MSIP)		
81	I	N	5,128	U. S. Department of Energy	Check #019333 Dated 3-10-14	Voorhees College
81	I	N	4,674	U. S. Department of Energy	PO NO. EP47048	Honeywell International Inc
81	I	Y	64,438	ARRA - U. S. Department of Energy	Contract Dated 10/12/11	City of Greensboro
81.087	D	N	161,309	Renewable Energy Research and Development		
81.089	D	N	-1,642	Fossil Energy Research and Development		
81.123	D	N	392,694	National Nuclear Security Administration (NNSA) Minority Serving Institutions (MSI) Program		
81.123	I	N	50,704	National Nuclear Security Administration (NNSA) Minority Serving Institutions (MSI) Program	F1040051	Norfolk State Univ
81.123	I	N	24,003	National Nuclear Security Administration (NNSA) Minority Serving Institutions (MSI) Program	HU-130002	Hampton Univ
81.214	D	N	17,668	Environmental Monitoring/Cleanup, Cultural and Resource Mgmt., Emergency Response Research, Outreach, Technical Analysis		
84	D	N	30,264	U. S. Department of Education		
84.007	D	N	462,472	Federal Supplemental Educational Opportunity Grants		
84.031	D	N	16,789,664	Higher Education-Institutional Aid		
84.033	D	N	469,978	Federal Work-Study Program		
84.038	D	N	1,711,193	Federal Perkins Loan Program-Federal Capital Contributions		
84.042	D	N	275,515	TRIO-Student Support Services		
84.047	D	N	468,132	TRIO-Upward Bound		
84.063	D	N	24,991,008	Federal Pell Grant Program		
84.120	D	N	325,300	Minority Science and Engineering Improvement		
84.129	D	N	115,604	Rehabilitation Long-Term Training		
84.217	D	N	-19,936	TRIO-McNair Post-Baccalaureate Achievement		
84.268	D	N	75,738,185	Federal Direct Student Loans		
84.315	D	N	238,577	Capacity Building for Traditionally Underserved Populations		
84.325	D	N	47,593	Specialty Education-Personnel Development to Improve Services and Results for Children with Disabilities		
84.350	D	N	-135	Transition to Teaching		
93	D	N	260,764	U. S. Department of Health and Human Services		
93	I	N	-120	U. S. Department of Health and Human Services	Letter Dated 7-27-11	The American Society For Cell Biology
93.061	D	Y	7,334	ARRA - Innovations in Applied Public Health Research		
93.113	D	N	32,547	Environmental Health		
93.173	I	N	21,067	Research Related to Deafness and Communication Disorders	210-1096387-58164	State Univ of New York
93.243	I	N	1,259	Substance Abuse and Mental Health Services-Projects of Regional and National Significance	T1023447	Morehouse School Of Medicine
93.262	I	N	106,967	Occupational Safety and Health Program	431639-19070	Virginia Polytechnic Inst

**SCHEDULE OF EXPENDITURES OF FEDERAL AWARDS (BY STATE AGENCY)**

For the Fiscal Year Ended June 30, 2014

<b>Federal CFDA Number</b>	<b>Direct/ Indirect</b>	<b>ARRA</b>	<b>Program Disbursements</b>	<b>Program Title</b>	<b>Pass-Through Number</b>	<b>Pass-Through Entity Name</b>
93.307	D	N	338,479	Minority Health and Health Disparities Research		
93.307	I	N	43,989	Minority Health and Health Disparities Research	HU-140004	Hampton Univ
93.393	D	N	96,702	Cancer Cause and Prevention Research		
93.397	D	N	5,677	Cancer Centers Support Grants		
93.846	I	N	10,522	Arthritis, Musculoskeletal and Skin Diseases Research	7744	Univ of Cincinnati
93.853	D	N	157,066	Extramural Research Programs in the Neurosciences and Neurological Disorders		
93.859	D	N	816,976	Biomedical Research and Research Training		
93.859	I	N	13,900	Biomedical Research and Research Training	T36GM095335	Carnegie Mellon Univ
93.865	I	N	7,540	Child Health and Human Development Extramural Research	6707SC	Univ of California-San Francisco
93.866	I	N	690	Aging Research	5-31230	The Trustees of Columbia Univ
97	D	N	34,095	U. S. Department of Homeland Security		
97	I	N	4,677	U. S. Department of Homeland Security	Letter Dated January 4, 2013	Oak Ridge Institute for Science and Education
97.061	I	N	-4,838	Centers for Homeland Security	X9106025121	US Dept of Commerce
97.062	D	N	17,379	Scientific Leadership Awards		
97.077	D	N	29,472	Homeland Security Research, Development, Testing, Evaluation, and Demonstration of Technologies Related to Nuclear Threat Detection		
98	I	N	2,476	United States Agency for International Development	201300395-01	Univ of California-Davis
98	I	N	13,082	United States Agency for International Development	Agreement Number: 09-002494-58	Univ of California-Davis
98.001	I	N	37,606	USAID Foreign Assistance for Programs Overseas	06-S131628	Texas A&M Univ
98.001	I	N	320,243	USAID Foreign Assistance for Programs Overseas	425955-19070	Virginia Polytechnic Inst
			<u>154,288,346</u>	Total — North Carolina Agricultural & Technical State University		

**North Carolina Central University**

10.310	D	N	958	Agriculture and Food Research Initiative (AFRI)		
11.557	D	Y	66,291	ARRA - Broadband Technology Opportunities Program (BTOP)		
12.420	D	N	60,861	Military Medical Research and Development		
12.431	D	N	248,415	Basic Scientific Research		
12.630	D	N	57,840	Basic, Applied, and Advanced Research in Science and Engineering		
16.525	D	N	96,243	Grants to Reduce Domestic Violence, Dating Violence, Sexual Assault, and Stalking on Campus		
16.738	I	N	15,555	Edward Byrne Memorial Justice Assistance Grant Program	3-12165-41	Governor's Crime Commission
21.008	D	N	30,781	Low Income Taxpayer Clinics		
43.001	I	N	67,098	Science	12-002JNA	Delaware State Univ
45.310	I	N	16,681	Grants to States	N/A	State Library of NC
47.041	D	N	90,343	Engineering Grants		
47.049	I	N	84,838	Mathematical and Physical Sciences	12-NSF-1026	Duke Univ
47.074	D	N	133,469	Biological Sciences		
47.076	D	N	1,050,498	Education and Human Resources		
47.079	I	N	96,013	Office of International and Integrative Activities	13-NSF-1035	Duke Univ
81.049	D	N	177,593	Office of Science Financial Assistance Program		
81.049	I	N	63,114	Office of Science Financial Assistance Program	12-DOE-1077	Duke Univ
81.087	D	N	90,043	Renewable Energy Research and Development		
84.007	D	N	912,275	Federal Supplemental Educational Opportunity Grants		
84.031	D	N	7,089,101	Higher Education-Institutional Aid		
84.033	D	N	1,268,126	Federal Work-Study Program		
84.038	D	N	6,878,178	Federal Perkins Loan Program-Federal Capital Contributions		
84.063	D	N	19,061,012	Federal Pell Grant Program		
84.129	D	N	44,420	Rehabilitation Long-Term Training		
84.153	D	N	12,283	Business and International Education Projects		
84.268	D	N	86,102,711	Federal Direct Student Loans		

**SCHEDULE OF EXPENDITURES OF FEDERAL AWARDS (BY STATE AGENCY)**

For the Fiscal Year Ended June 30, 2014

<b>Federal CFDA Number</b>	<b>Direct/ Indirect</b>	<b>ARRA</b>	<b>Program Disbursements</b>	<b>Program Title</b>	<b>Pass-Through Number</b>	<b>Pass-Through Entity Name</b>
84.325	D	N	51,409	Special Education-Personnel Development to Improve Services and Results for Children with Disabilities		
84.379	D	N	3,712	Teacher Education Assistance for College and Higher Education Grants (TEACH Grants)		
93.136	D	N	16,096	Injury Prevention and Control Research and State and Community Based Programs		
93.243	D	N	157,002	Substance Abuse and Mental Health Services-Projects of Regional and National Significance		
93.273	D	N	959,577	Alcohol Research Programs		
93.279	D	N	26,597	Drug Abuse and Addiction Research Programs		
93.307	D	N	1,293,332	Minority Health and Health Disparities Research		
93.364	D	N	27,534	Nursing Student Loans		
93.393	D	N	45,844	Cancer Cause and Prevention Research		
93.395	D	N	215,385	Cancer Treatment Research		
93.395	I	N	117,048	Cancer Treatment Research	A-13-0031	Zen - Bio, Inc
93.397	D	N	1,239,064	Cancer Centers Support Grants		
93.701	D	N	2,502	Trans-NIH Recovery Act Research Support		
93.837	D	N	285,947	Cardiovascular Diseases Research		
93.847	D	N	250,657	Diabetes, Digestive, and Kidney Diseases Extramural Research		
93.855	D	N	123,539	Allergy, Immunology and Transplantation Research		
93.859	D	N	248,496	Biomedical Research and Research Training		
93.865	I	N	84,742	Child Health and Human Development Extramural Research	K12-HD043446-11	Duke Univ
93.925	D	N	562,740	Scholarships for Health Professions Students from Disadvantaged Backgrounds		
93.940	D	N	25,636	HIV Prevention Activities-Health Department Based		
97.005	I	N	154,756	State and Local Homeland Security National Training Program	452284-12-256	Eastern Kentucky Univ
			<u>129,706,355</u>	Total — North Carolina Central University		

**North Carolina State University**

10	D	N	2,023,955	U. S. Department of Agriculture		
10	I	N	23,064	U. S. Department of Agriculture	#13-052	Land-Of-Sky Regional Council
10	I	N	25,474	U. S. Department of Agriculture	018000.340452.19	Mississippi State Univ
10	I	N	24,468	U. S. Department of Agriculture	1201-005	Nat'l Wildlife Fed.
10	I	N	402	U. S. Department of Agriculture	163RFP#2010-001	U.S. Endow For Forest & Comm.
10	I	N	8,693	U. S. Department of Agriculture	2013-1717	National Honey Board
10	I	N	22,365	U. S. Department of Agriculture	2014-0482	Carolina Farm Stewardship Asso
10	I	N	25,156	U. S. Department of Agriculture	5150-BATTS	Rutgers Univ
10	I	N	84,664	U. S. Department of Agriculture	68393-02	Battelle Energy Alliance, LLC
10.001	D	N	1,668,115	Agricultural Research-Basic and Applied Research		
10.001	I	N	152,359	Agricultural Research-Basic and Applied Research	2011-0669	Biotechnology Res. & Dev. Corp
10.025	D	N	4,070,139	Plant and Animal Disease, Pest Control, and Animal Care		
10.025	I	N	42,666	Plant and Animal Disease, Pest Control, and Animal Care	2012-NC01-BB-IVORS	Rutgers Univ
10.025	I	N	33,001	Plant and Animal Disease, Pest Control, and Animal Care	422368-19071	Virginia Polytechnic Inst
10.025	I	N	31,911	Plant and Animal Disease, Pest Control, and Animal Care	5138-BBYR2	Rutgers Univ
10.025	I	N	58,159	Plant and Animal Disease, Pest Control, and Animal Care	RC102841A	Michigan State Univ
10.156	I	N	3,980	Federal-State Marketing Improvement Program	5613240 / PO # 39845	Univ of Connecticut
10.168	D	N	25,554	Farmers' Market and Local Food Promotion Program		
10.170	I	N	-2	Specialty Crop Block Grant Program-Farm Bill	2011-1883	NC Sweet Potato Comm
10.170	I	N	9,789	Specialty Crop Block Grant Program-Farm Bill	2013-2155	NC Nursery & Landscape Assoc.
10.170	I	N	5,086	Specialty Crop Block Grant Program-Farm Bill	2013-2649	NC Strawberry Assoc.
10.170	I	N	9,668	Specialty Crop Block Grant Program-Farm Bill	G20100016813MKT	NC Potato Assoc.
10.200	D	N	467,680	Grants for Agricultural Research, Special Research Grants		
10.200	I	N	439	Grants for Agricultural Research, Special Research Grants	12-EPP-373017-NCSU	Auburn Univ

**SCHEDULE OF EXPENDITURES OF FEDERAL AWARDS (BY STATE AGENCY)**

For the Fiscal Year Ended June 30, 2014

<b>Federal CFDA Number</b>	<b>Direct/ Indirect</b>	<b>ARRA</b>	<b>Program Disbursements</b>	<b>Program Title</b>	<b>Pass-Through Number</b>	<b>Pass-Through Entity Name</b>
10.200	I	N	2,462	Grants for Agricultural Research, Special Research Grants	1300214027	Univ of Florida
10.200	I	N	17,342	Grants for Agricultural Research, Special Research Grants	1400281309	Univ of Florida
10.200	I	N	15,991	Grants for Agricultural Research, Special Research Grants	1400281497	Univ of Florida
10.200	I	N	11,245	Grants for Agricultural Research, Special Research Grants	1400281501	Univ of Florida
10.200	I	N	16,882	Grants for Agricultural Research, Special Research Grants	1400281502	Univ of Florida
10.200	I	N	22,535	Grants for Agricultural Research, Special Research Grants	PO 1300213220	Univ of Florida
10.200	I	N	1,397	Grants for Agricultural Research, Special Research Grants	PO# 1000184269	Univ of Florida
10.200	I	N	2,354	Grants for Agricultural Research, Special Research Grants	PO# 1300213395	Univ of Florida
10.200	I	N	515	Grants for Agricultural Research, Special Research Grants	RF330-451/4893136	Univ of Georgia
10.200	I	N	41,530	Grants for Agricultural Research, Special Research Grants	RF330-483/4353708	Univ of Georgia
10.200	I	N	11,472	Grants for Agricultural Research, Special Research Grants	UM-S856	Univ of Maine
10.200	I	N	3,655	Grants for Agricultural Research, Special Research Grants	UM-S950	Univ of Maine
10.200	I	N	8,976	Grants for Agricultural Research, Special Research Grants	UMS-900	Univ of Maine
10.202	D	N	1,034,223	Cooperative Forestry Research		
10.203	D	N	8,010,099	Payments to Agricultural Experiment Stations Under the Hatch Act		
10.206	D	N	209,993	Grants for Agricultural Research-Competitive Research Grants		
10.207	D	N	64,331	Animal Health and Disease Research		
10.210	D	N	329,100	Higher Education - Graduate Fellowships Grant Program		
10.212	I	N	10	Small Business Innovation Research	2013-0100	Farmhand Foods
10.215	I	N	30,727	Sustainable Agriculture Research and Education	RD309-105/4690188	Univ of Georgia
10.215	I	N	632	Sustainable Agriculture Research and Education	RD309-105/4692998	Univ of Georgia
10.215	I	N	174	Sustainable Agriculture Research and Education	RD309-105/4786556	Univ of Georgia
10.215	I	N	172	Sustainable Agriculture Research and Education	RD309-105/4786686	Univ of Georgia
10.215	I	N	56,097	Sustainable Agriculture Research and Education	RD309-109/4786256	Univ of Georgia
10.215	I	N	2,275	Sustainable Agriculture Research and Education	RD309-109/4892096	Univ of Georgia
10.215	I	N	5,168	Sustainable Agriculture Research and Education	RD309-109/4892146	Univ of Georgia
10.215	I	N	7,113	Sustainable Agriculture Research and Education	RD309-117/4940216	Univ of Georgia Res Fdn
10.215	I	N	6,024	Sustainable Agriculture Research and Education	RD309-117/4940336	Univ of Georgia
10.215	I	N	68,061	Sustainable Agriculture Research and Education	RD309-122/4940076	Univ of Georgia
10.215	I	N	65,027	Sustainable Agriculture Research and Education	RD309-122/4940246	Univ of Georgia
10.215	I	N	3,667	Sustainable Agriculture Research and Education	RD309-122/4941316	Univ of Georgia
10.215	I	N	4,967	Sustainable Agriculture Research and Education	RD309-125/4940916	Univ of Georgia
10.215	I	N	18,333	Sustainable Agriculture Research and Education	RD309-125/4940946	Univ of Georgia
10.215	I	N	6,107	Sustainable Agriculture Research and Education	UF10247	Univ of Florida
10.217	D	N	122,401	Higher Education - Institution Challenge Grants Program		
10.217	I	N	37,812	Higher Education - Institution Challenge Grants Program	320699-19071	Virginia Polytechnic Inst
10.217	I	N	25,880	Higher Education - Institution Challenge Grants Program	UF11254	Univ of Florida
10.219	D	N	302,180	Biotechnology Risk Assessment Research		
10.220	D	N	40,000	Higher Education - Multicultural Scholars Grant Program		
10.250	D	N	15,038	Agricultural and Rural Economic Research, Cooperative Agreements and Collaborations		
10.303	D	N	2,166,729	Integrated Programs		
10.303	I	N	93,715	Integrated Programs	1300213234	Univ of Florida
10.303	I	N	52,516	Integrated Programs	1590-207-2008693	Clemson Univ
10.303	I	N	107,345	Integrated Programs	347K060	Univ of Wisconsin
10.303	I	N	5,566	Integrated Programs	451008	Texas A&M Univ
10.303	I	N	1,128	Integrated Programs	545850-19071	Virginia Polytechnic Inst
10.303	I	N	80,057	Integrated Programs	60025287 PO: RF01254093	Ohio State Univ
10.303	I	N	1,439	Integrated Programs	61-4299B	Michigan State Univ
10.303	I	N	18,158	Integrated Programs	RF330-411/3843858	Univ of Georgia
10.304	I	N	17,108	Homeland Security-Agricultural	RC101676NCSU	Michigan State Univ

**SCHEDULE OF EXPENDITURES OF FEDERAL AWARDS (BY STATE AGENCY)**

For the Fiscal Year Ended June 30, 2014

<b>Federal CFDA Number</b>	<b>Direct/ Indirect</b>	<b>ARRA</b>	<b>Program Disbursements</b>	<b>Program Title</b>	<b>Pass-Through Number</b>	<b>Pass-Through Entity Name</b>
10.304	I	N	19,519	Homeland Security-Agricultural	UFDSP00010246	Univ of Florida
10.305	D	N	26,579	International Science and Education Grants		
10.307	D	N	360,331	Organic Agriculture Research and Extension Initiative		
10.307	I	N	29,529	Organic Agriculture Research and Extension Initiative	4821	Rutgers Univ
10.307	I	N	42,111	Organic Agriculture Research and Extension Initiative	67385-9950	Cornell Univ
10.307	I	N	12,103	Organic Agriculture Research and Extension Initiative	67835-9950	Cornell Univ
10.307	I	N	81,248	Organic Agriculture Research and Extension Initiative	8500028703	Univ of Tennessee
10.307	I	N	36,381	Organic Agriculture Research and Extension Initiative	C0421A-A	Oregon State Univ
10.309	D	N	1,015,624	Specialty Crop Research Initiative		
10.309	I	N	68,508	Specialty Crop Research Initiative	350K836	Univ of Wisconsin
10.309	I	N	199,359	Specialty Crop Research Initiative	422179-19071	Virginia Polytechnic Inst
10.309	I	N	31,890	Specialty Crop Research Initiative	43897	Louisiana State Univ
10.309	I	N	97,000	Specialty Crop Research Initiative	61314-9364	Cornell Univ
10.309	I	N	381,616	Specialty Crop Research Initiative	G-1414-1	Colorado State Univ
10.309	I	N	4,627	Specialty Crop Research Initiative	H001545603	Univ of Minnesota
10.309	I	N	6,020	Specialty Crop Research Initiative	PO:6605009 Agri Econ & Busi	Univ of Arkansas
10.309	I	N	6,660	Specialty Crop Research Initiative	RC299-380/3503828	Univ of Georgia
10.309	I	N	29,048	Specialty Crop Research Initiative	S110021 2011-51181-21064	Texas A&M Univ
10.309	I	N	90,786	Specialty Crop Research Initiative	UF10226	Univ of Florida
10.310	D	N	7,284,994	Agriculture and Food Research Initiative (AFRI)		
10.310	I	N	24,890	Agriculture and Food Research Initiative (AFRI)	115334 G002890	Washington State Univ
10.310	I	N	7,016	Agriculture and Food Research Initiative (AFRI)	13-USDA-1015	Duke Univ
10.310	I	N	45,445	Agriculture and Food Research Initiative (AFRI)	201223090-03	Univ of Cal-Davis
10.310	I	N	16,144	Agriculture and Food Research Initiative (AFRI)	238371A	Univ of Oregon
10.310	I	N	3,697	Agriculture and Food Research Initiative (AFRI)	25-6238-0581-002	Univ of Nebraska-Lincoln
10.310	I	N	199,796	Agriculture and Food Research Initiative (AFRI)	25-6239-0235-305	Univ of Nebraska-Lincoln
10.310	I	N	134,431	Agriculture and Food Research Initiative (AFRI)	25574 2011-67003-30228	Univ of Delaware
10.310	I	N	11,600	Agriculture and Food Research Initiative (AFRI)	320709-19071	Virginia Polytechnic Inst
10.310	I	N	79,643	Agriculture and Food Research Initiative (AFRI)	416-40-90B / PO#139528223	Iowa State Univ
10.310	I	N	63,253	Agriculture and Food Research Initiative (AFRI)	422192-19071	Virginia Polytechnic Inst
10.310	I	N	15,870	Agriculture and Food Research Initiative (AFRI)	422370-19071	Virginia Polytechnic Inst
10.310	I	N	1,178	Agriculture and Food Research Initiative (AFRI)	545892-19071	Virginia Polytechnic Inst
10.310	I	N	6,287	Agriculture and Food Research Initiative (AFRI)	562981/PO#3175200	Univ of Pennsylvania
10.310	I	N	64,471	Agriculture and Food Research Initiative (AFRI)	62524-9497	Cornell Univ
10.310	I	N	2,913	Agriculture and Food Research Initiative (AFRI)	718253-712683	Virginia Institute of Marine
10.310	I	N	61,223	Agriculture and Food Research Initiative (AFRI)	8000033673-AG	Purdue Univ
10.310	I	N	199,956	Agriculture and Food Research Initiative (AFRI)	8000053331-AG	Purdue Univ
10.310	I	N	665,535	Agriculture and Food Research Initiative (AFRI)	8500022696	Univ of Tennessee
10.310	I	N	52,727	Agriculture and Food Research Initiative (AFRI)	PROJ #3266 PO #T058583	Emory Univ
10.310	I	N	150,666	Agriculture and Food Research Initiative (AFRI)	S-000472	Univ of Cal-Riverside
10.310	I	N	4,071	Agriculture and Food Research Initiative (AFRI)	S110031	Texas A&M Univ
10.310	I	N	1,198	Agriculture and Food Research Initiative (AFRI)	S14148	Kansas State Univ
10.310	I	N	718,325	Agriculture and Food Research Initiative (AFRI)	UF11102	Univ of Florida
10.310	I	N	7,251	Agriculture and Food Research Initiative (AFRI)	UM-S943	Univ of Maine
10.310	I	N	114,829	Agriculture and Food Research Initiative (AFRI)	Z552806	Univ of Maryland
10.311	I	N	54,461	Beginning Farmer and Rancher Development Program	2012-0276	Inter-Faith Food Shuttle
10.311	I	N	50,575	Beginning Farmer and Rancher Development Program	2140-2	Natl Ctr For Appropriate Tech
10.312	I	N	353,867	Biomass Research and Development Initiative Competitive Grants Program (BRDI)	3048109826-058	Univ of Kentucky Res. Found.
10.312	I	N	368,954	Biomass Research and Development Initiative Competitive Grants Program (BRDI)	UFSSVSVC201274	Domtar Paper Company, LLC
10.312	I	N	199,131	Biomass Research and Development Initiative Competitive Grants Program (BRDI)	UFSSVSVC201280	Domtar Paper Company, LLC
10.319	I	N	5,175	Farm Business Management and Benchmarking Competitive Grants Program	#FAR-0020967	North Dakota State Univ



**SCHEDULE OF EXPENDITURES OF FEDERAL AWARDS (BY STATE AGENCY)**

For the Fiscal Year Ended June 30, 2014

<b>Federal CFDA Number</b>	<b>Direct/ Indirect</b>	<b>ARRA</b>	<b>Program Disbursements</b>	<b>Program Title</b>	<b>Pass-Through Number</b>	<b>Pass-Through Entity Name</b>
10.319	I	N	5,307	Farm Business Management and Benchmarking Competitive Grants Program	RE670-421/4943126	Univ of Georgia
10.320	I	N	64,067	Sun Grant Program	8500032072	Univ of Tennessee
10.320	I	N	24,991	Sun Grant Program	S13001	Kansas State Univ
10.500	D	N	12,425,604	Cooperative Extension Service		
10.500	I	N	14,198	Cooperative Extension Service	13-070	Univ of New Hampshire
10.500	I	N	13,670	Cooperative Extension Service	21662-05	Univ of Arkansas
10.500	I	N	23,514	Cooperative Extension Service	21663-02 PO#P0040758	Univ of Arkansas
10.500	I	N	11,507	Cooperative Extension Service	21663-17 PO#P0040669	Univ of Arkansas
10.500	I	N	7,146	Cooperative Extension Service	21663-19 PO#P0040668	Univ of Arkansas
10.500	I	N	33,825	Cooperative Extension Service	25-6329-0059-809	Univ of Nebraska-Lincoln
10.500	I	N	394,643	Cooperative Extension Service	25-6365-0040-005	Univ of Nebraska-Lincoln
10.500	I	N	12,823	Cooperative Extension Service	25-6365-0040-115	Univ of Nebraska-Lincoln
10.500	I	N	10,242	Cooperative Extension Service	25-6365-0050-051	Univ of Nebraska-Lincoln
10.500	I	N	67,952	Cooperative Extension Service	26-6365-0001-407	Univ of Nebraska-Lincoln
10.500	I	N	4,839	Cooperative Extension Service	3048107987-09-439	Univ of Kentucky Res. Found.
10.500	I	N	11,734	Cooperative Extension Service	H000756404	Univ of Minnesota
10.500	I	N	17,491	Cooperative Extension Service	RE-675-167/4941466	Univ of Georgia
10.500	I	N	12,491	Cooperative Extension Service	RE582-364/4942436	Univ of Georgia
10.500	I	N	35,117	Cooperative Extension Service	RE675-167/4944396	Univ of Georgia
10.500	I	N	21,986	Cooperative Extension Service	S11218	Kansas State Univ
10.500	I	N	25,000	Cooperative Extension Service	S13081	Kansas State Univ
10.500	I	N	101,535	Cooperative Extension Service	S14018	Kansas State Univ
10.500	I	N	2,568	Cooperative Extension Service	UF-12073	Univ of Florida
10.500	I	N	12,933	Cooperative Extension Service	UF13124	Univ of Florida
10.500	I	N	1,496	Cooperative Extension Service	UTSTUNV46448	Univ of Wyoming
10.549	D	N	18,622	Rural Child Poverty Nutrition Center		
10.600	D	N	21,722	Foreign Market Development Cooperator Program		
10.652	D	N	155,185	Forestry Research		
10.664	I	N	2,807	Cooperative Forestry Assistance	RE353-420/4786576	Univ of Georgia
10.680	D	N	157,550	Forest Health Protection		
10.680	I	N	2,825	Forest Health Protection	CAES-VL-2011-02	Connecticut Agr'l Exp Station
10.681	D	N	28,849	Wood Education and Resource Center (WERC)		
10.902	D	N	7,001	Soil and Water Conservation		
10.903	D	N	93,596	Soil Survey		
10.905	D	N	3,215	Plant Materials for Conservation		
10.912	D	N	330,686	Environmental Quality Incentives Program		
10.912	I	N	69,762	Environmental Quality Incentives Program	RI-100-304-NC-State	Rodale Institute
10.960	D	N	96,627	Technical Agricultural Assistance		
10.961	D	N	21,079	Scientific Cooperation and Research		
10.962	D	N	49,969	Cochran Fellowship Program-International Training-Foreign Participant		
11	D	N	52,182	U. S. Department of Commerce		
11	I	N	38,635	U. S. Department of Commerce	CCU NO. 2012.02/SA12-CCU0	Coastal Carolina Univ
11	I	N	21,066	U. S. Department of Commerce	PO 4600232822	SC DNR
11	I	N	11,920	U. S. Department of Commerce	T7268-S120	Georgia Institute of Tech.
11	I	N	86,894	U. S. Department of Commerce	UTA13-000443	Univ of Texas-Austin
11.012	I	N	46,919	Integrated Ocean Observing System (IOOS)	IOO.11(033)NCSU.RH.MOD.3	Secoora
11.012	I	N	16,851	Integrated Ocean Observing System (IOOS)	IOOS.11(033)NCSU.LX.MOD.2	Secoora
11.012	I	N	19,732	Integrated Ocean Observing System (IOOS)	IOOS.11(033)NCSU.LX.MOD.3	Secoora
11.012	I	N	118,854	Integrated Ocean Observing System (IOOS)	IOOS.11(033)NCSU.RH.MOD.2	Secoora
11.307	D	N	44,069	Economic Adjustment Assistance		
11.307	I	N	5,016	Economic Adjustment Assistance	04-79-06686	NC Rural Econ Dev Ct

**SCHEDULE OF EXPENDITURES OF FEDERAL AWARDS (BY STATE AGENCY)**

For the Fiscal Year Ended June 30, 2014

<b>Federal CFDA Number</b>	<b>Direct/ Indirect</b>	<b>ARRA</b>	<b>Program Disbursements</b>	<b>Program Title</b>	<b>Pass-Through Number</b>	<b>Pass-Through Entity Name</b>
11.417	D	N	1,860,526	Sea Grant Support		
11.417	I	N	17,891	Sea Grant Support	37573299	Univ of So. Calif. Sea Grant
11.417	I	N	27,288	Sea Grant Support	RE746-073/4942226	Univ of Georgia
11.417	I	N	6,443	Sea Grant Support	UF-12130	Univ of Florida
11.419	I	N	91,025	Coastal Zone Management Administration Awards	2012-2707	Chagrin River Watershed
11.419	I	N	16,835	Coastal Zone Management Administration Awards	5088 / PO #S1911101	Rutgers Univ
11.431	I	N	43,689	Climate and Atmospheric Research	12-2017 13540-FA93	Univ of South Carolina
11.431	I	N	1,697	Climate and Atmospheric Research	13-2322	Univ of South Carolina
11.431	I	N	1,275	Climate and Atmospheric Research	NO. NA221A-C	Oregon State Univ
11.431	I	N	190,991	Climate and Atmospheric Research	UF-EIES-1100031-NCS	Univ of Florida
11.432	I	N	11,680	National Oceanic and Atmospheric Administration (NOAA) Cooperative Institutes	Z763601	Univ of Maryland
11.440	D	N	180,021	Environmental Sciences, Applications, Data, and Education		
11.440	I	N	139,523	Environmental Sciences, Applications, Data, and Education	2009-1380-01	Univ of Maryland
11.440	I	N	74,459	Environmental Sciences, Applications, Data, and Education	2009-1380-02	Univ of Maryland
11.440	I	N	7,053,572	Environmental Sciences, Applications, Data, and Education	Z763701	Univ of Maryland
11.467	I	N	4,334	Meteorologic and Hydrologic Modernization Development	Z11-91838	Univ Corp Atmos Res
11.468	D	N	30,970	Applied Meteorological Research		
11.478	I	N	15,377	Center for Sponsored Coastal Ocean Research-Coastal Ocean Program	A100517 / 24024502	Woods Hole Oceanographic Inst.
11.478	I	N	65,784	Center for Sponsored Coastal Ocean Research-Coastal Ocean Program	A100897	Woods Hole Oceanographic Inst.
11.609	D	N	98,936	Measurement and Engineering Research and Standards		
11.609	I	N	3,979	Measurement and Engineering Research and Standards	140100153	Concurrent Technologies
11.611	D	N	2,524,052	Manufacturing Extension Partnership		
12	D	N	6,417,233	U. S. Department of Defense		
12	I	N	18,488	U. S. Department of Defense	10240.01	Soar Technology, Inc.
12	I	N	42,594	U. S. Department of Defense	111000088	Concurrent Technologies
12	I	N	144,787	U. S. Department of Defense	121219CAAW	Atherton Quantum Insight, LLC
12	I	N	61,016	U. S. Department of Defense	13-001/W911NF-12-2-0064	Cree, Inc.
12	I	N	21,092	U. S. Department of Defense	13-002	Cree, Inc.
12	I	N	10,040	U. S. Department of Defense	13-06-NCSU	CU Aerospace
12	I	N	2,600	U. S. Department of Defense	13-24	Academy of Applied Science
12	I	N	73,540	U. S. Department of Defense	14-01	Applied Mathematics, Inc.
12	I	N	4,500	U. S. Department of Defense	14-ARO-1099	Duke Univ
12	I	N	121,669	U. S. Department of Defense	17118	Advanced Cooling Technologies
12	I	N	88,996	U. S. Department of Defense	20-88172	Benedict College
12	I	N	27,634	U. S. Department of Defense	2001-NCS1309	SA Photonics
12	I	N	785	U. S. Department of Defense	2012 REAP IN STATISCS	Academy of Applied Science
12	I	N	646	U. S. Department of Defense	2012-0008	Kyma Technologies, Inc.
12	I	N	63,802	U. S. Department of Defense	2012-2080	NJ Microsystems, Inc.
12	I	N	1,547	U. S. Department of Defense	2012-2194	NLA Diagnostics, LLC
12	I	N	52,445	U. S. Department of Defense	2013-2335	Computational Sciences, LLC
12	I	N	47,949	U. S. Department of Defense	2013-2338	Agnitron Technology, Inc.
12	I	N	34,034	U. S. Department of Defense	2013-2643	NLA Diagnostics, LLC
12	I	N	30,031	U. S. Department of Defense	2014-0309	Performance Polymer Solutions
12	I	N	33,709	U. S. Department of Defense	2014-0517	Tai-Yang Research Co.
12	I	N	25,851	U. S. Department of Defense	3061-DPA-1T/NC State	Luna Innovations, Inc.
12	I	N	73,060	U. S. Department of Defense	7500-2	Hi-Z Technology Inc.
12	I	N	22,052	U. S. Department of Defense	A100953	Woods Hole Oceanographic Inst.
12	I	N	8,648	U. S. Department of Defense	CW197748 PO# DP1520192	E. I. Dupont
12	I	N	80,224	U. S. Department of Defense	FA8750-13-C-0167	Securborator, Inc.
12	I	N	93,807	U. S. Department of Defense	PO NO.: 4400324500	Raytheon
12	I	N	39,158	U. S. Department of Defense	PORD212018	Fulcrum IT Services, LLC

**SCHEDULE OF EXPENDITURES OF FEDERAL AWARDS (BY STATE AGENCY)**

For the Fiscal Year Ended June 30, 2014

<b>Federal CFDA Number</b>	<b>Direct/ Indirect</b>	<b>ARRA</b>	<b>Program Disbursements</b>	<b>Program Title</b>	<b>Pass-Through Number</b>	<b>Pass-Through Entity Name</b>
12	I	N	103,063	U. S. Department of Defense	RES508103	Case W. Reserve Univ
12	I	N	410	U. S. Department of Defense	SA00007008	Univ Of Cal-Berkeley
12	I	N	63,889	U. S. Department of Defense	SC-NCSU-3207	Performance Polymer Solutions
12	I	N	234,180	U. S. Department of Defense	SP3877	TNO Innovation For Life
12	I	N	46,722	U. S. Department of Defense	TUL-571-08/09	Tulane Univ
12	I	N	163,210	U. S. Department of Defense	W912HQ-11-C-0058	Strategic Envir Rsch & Dev Pgm
12.002	D	N	356,369	Procurement Technical Assistance For Business Firms		
12.300	D	N	2,485,047	Basic and Applied Scientific Research		
12.300	I	N	86	Basic and Applied Scientific Research	07-S130735	Texas A&M Univ
12.300	I	N	12,931	Basic and Applied Scientific Research	07-S140728	Texas A&M Univ
12.300	I	N	1,265	Basic and Applied Scientific Research	421-20-30	Iowa State Univ
12.300	I	N	10,204	Basic and Applied Scientific Research	549001	Texas A&M Univ
12.300	I	N	13,227	Basic and Applied Scientific Research	AE-5-51182	Oklahoma State Univ
12.300	I	N	26,580	Basic and Applied Scientific Research	KK8154	Univ of Cal-Santa Barbara
12.300	I	N	836,409	Basic and Applied Scientific Research	W9126G-12-2-0051	Co-Op Ecosystem Studies Unit
12.351	D	N	539,558	Basic Scientific Research-Combating Weapons of Mass Destruction		
12.357	I	N	38,173	ROTC Language and Culture Training Grants	2012-GO-NCSTATE	Institute of Int'l Education
12.357	I	N	372,976	ROTC Language and Culture Training Grants	2013-GO-NCSU	Institute of Int'l Education
12.360	D	N	183,567	Research on Chemical and Biological Defense		
12.420	D	N	190,026	Military Medical Research and Development		
12.431	D	N	6,319,221	Basic Scientific Research		
12.431	I	N	177,654	Basic Scientific Research	4020-NCSU-USA-0525	Pennsylvania State Univ
12.431	I	N	17,889	Basic Scientific Research	4104-39127	Purdue Univ
12.431	I	N	119,303	Basic Scientific Research	515120	Columbia Univ
12.431	I	N	94,941	Basic Scientific Research	5710003334	Mass. Inst. Of Tech.
12.431	I	N	213,612	Basic Scientific Research	GC1641	Gridco Systems
12.431	I	N	16,963	Basic Scientific Research	SA1107012	Univ of Arkansas
12.579	I	N	744,361	Language Training Center	2012-LTC-NCSU	Institute of Int'l Education
12.579	I	N	791,830	Language Training Center	2013-LTC-NCSU	Institute of Int'l Education
12.630	I	N	69,617	Basic, Applied, and Advanced Research in Science and Engineering	4056-NCSU-BBN-0053 YR4	Pennsylvania State Univ
12.630	I	N	26,597	Basic, Applied, and Advanced Research in Science and Engineering	4056-NCSU-BBN-0053 YR5	Pennsylvania State Univ
12.630	I	N	217,605	Basic, Applied, and Advanced Research in Science and Engineering	W9132T-11-2-0007	Co-Op Ecosystem Studies Unit
12.800	D	N	1,597,306	Air Force Defense Research Sciences Program		
12.800	I	N	57,651	Air Force Defense Research Sciences Program	10008276-NCSU	Bowling Green State Univ
12.800	I	N	4,732	Air Force Defense Research Sciences Program	1590-NCSU	Scientific Systems Co. Inc.
12.800	I	N	11,266	Air Force Defense Research Sciences Program	20140179	Nat'l Ctr For Defense Manufact
12.800	I	N	77,462	Air Force Defense Research Sciences Program	26473	Univ of Delaware
12.800	I	N	49,272	Air Force Defense Research Sciences Program	4104-34945	Purdue Univ
12.800	I	N	105,056	Air Force Defense Research Sciences Program	421-20-31B	Iowa State Univ
12.800	I	N	191,021	Air Force Defense Research Sciences Program	450169-19071	Virginia Polytechnic Inst
12.800	I	N	2,590	Air Force Defense Research Sciences Program	5011-NCSU-AFOSR-0067	Pennsylvania State Univ
12.800	I	N	4,300	Air Force Defense Research Sciences Program	800002123-01	Florida Int'l Univ
12.800	I	N	89,923	Air Force Defense Research Sciences Program	800002123-02	Florida Int'l Univ
12.800	I	N	66,037	Air Force Defense Research Sciences Program	GG11221-133958	Univ of Virginia
12.800	I	N	84,148	Air Force Defense Research Sciences Program	GG11604-141694	Univ of Virginia
12.800	I	N	118,508	Air Force Defense Research Sciences Program	RSC12035	Univ of Dayton
12.900	D	N	113,853	Language Grant Program		
12.901	D	N	278,885	Mathematical Sciences Grants Program		
12.910	D	N	1,228,321	Research and Technology Development		
12.910	I	N	181,526	Research and Technology Development	489887	Univ of Toronto
12.910	I	N	1,807	Research and Technology Development	4912065920.0	IBM

**SCHEDULE OF EXPENDITURES OF FEDERAL AWARDS (BY STATE AGENCY)**

For the Fiscal Year Ended June 30, 2014

<b>Federal CFDA Number</b>	<b>Direct/ Indirect</b>	<b>ARRA</b>	<b>Program Disbursements</b>	<b>Program Title</b>	<b>Pass-Through Number</b>	<b>Pass-Through Entity Name</b>
12.910	I	N	39,349	Research and Technology Development	G2457-1	Colorado State Univ
14	I	N	74	U. S. Department of Housing and Urban Development	2013-5-35 MBE	A.P. Sloan Found.
14.703	I	N	60,834	Sustainable Communities Regional Planning Grant Program	2014-0675	Appalachian Sust. Agr'l Proj
14.906	D	N	270,374	Healthy Homes Technical Studies Grants		
15	D	N	315,751	U. S. Department of Interior		
15	I	N	6,249	U. S. Department of Interior	2012-000069	Puerto Rico DENR
15	I	N	24,814	U. S. Department of Interior	2012-05044-02	Univ of Illinois
15	I	N	24	U. S. Department of Interior	CJC2006-2012-SVS-2	Louis Berger Group, Inc.
15	I	N	29,601	U. S. Department of Interior	P010144198	Leidos, Inc (Formerly SAIC)
15.232	D	N	167,718	Wildland Fire Research and Studies Program		
15.406	D	N	35,512	National Park Service Centennial Challenge.		
15.605	I	N	17,203	Sport Fish Restoration Program	2009-001483-B	Puerto Rico DENR
15.605	I	N	205,863	Sport Fish Restoration Program	2014-000065 A	Puerto Rico DENR
15.608	D	N	38,646	Fish and Wildlife Management Assistance		
15.611	I	N	64,595	Wildlife Restoration and Basic Hunter Education	2014-000005	Puerto Rico DENR
15.611	I	N	98,339	Wildlife Restoration and Basic Hunter Education	2014-000005-A	Puerto Rico DENR
15.611	I	N	132,455	Wildlife Restoration and Basic Hunter Education	2014-000111	Puerto Rico DENR
15.630	D	N	4,596	Coastal Program		
15.637	I	N	15,959	Migratory Bird Joint Ventures	080300.331304.01	Mississippi State Univ
15.637	I	N	22,160	Migratory Bird Joint Ventures	191000.33131.08	Mississippi State Univ
15.650	D	N	59,988	Research Grants (Generic)		
15.657	D	N	19,420	Endangered Species Conservation-Recovery Implementation Funds		
15.660	D	N	689	Endangered Species-Candidate Conservation Action Funds		
15.663	I	N	9,840	National Fish and Wildlife Foundation	4966-NCSU-USFWS-2215	Pennsylvania State Univ
15.664	I	N	47,428	Fish and Wildlife Coordination and Assistance Programs	2011-11	Wildlife Mgmt Inst
15.669	D	N	43,072	Cooperative Landscape Conservation		
15.805	D	N	11,607	Assistance to State Water Resources Research Institutes		
15.808	D	N	25,028	U. S. Geological Survey-Research and Data Collection		
15.810	D	N	4,833	National Cooperative Geologic Mapping Program		
15.812	D	N	1,598,085	Cooperative Research Units Program		
15.820	D	N	859,645	National Climate Change and Wildlife Science Center		
15.945	D	N	151,790	Cooperative Research and Training Programs-Resources of the National Park System		
15.954	D	N	19,912	National Park Service Conservation, Protection, Outreach, and Education		
15.979	D	N	9,981	Hurricane Sandy Program		
16	D	N	363,835	U. S. Department of Justice		
16.525	D	N	25,111	Grants to Reduce Domestic Violence, Dating Violence, Sexual Assault, and Stalking on Campus		
16.560	D	N	144,969	National Institute of Justice Research, Evaluation, and Development Project Grants		
16.726	I	N	56,864	Juvenile Mentoring Program	2012-JU-FX-0016	National 4-H Council
16.726	I	N	645	Juvenile Mentoring Program	554949 ALLEN, K.	National 4-H Council
16.726	I	N	72,262	Juvenile Mentoring Program	NMP III-334	National 4-H Council
17.259	I	Y	223	ARRA - WIA Youth Activities	2009-1911	Northeast Workforce Dev Bd
19.400	I	N	94,374	Academic Exchange Programs-Graduate Students	2014-0931	Institute of Int'l Education
20	D	N	189,194	U. S. Department of Transportation		
20	I	N	136,410	U. S. Department of Transportation	13-025	Triangle Transit Authority
20	I	N	7,996	U. S. Department of Transportation	13568	Kittelson & Associates, Inc.
20	I	N	60,192	U. S. Department of Transportation	17264	Kittelson & Associates, Inc.
20	I	N	356	U. S. Department of Transportation	2012-2940	Triangle Transit Authority
20	I	N	21,542	U. S. Department of Transportation	3521-NCSU-S	The Cadmus Group, Inc
20	I	N	837	U. S. Department of Transportation	4300271603	NC State Ports Authority

**SCHEDULE OF EXPENDITURES OF FEDERAL AWARDS (BY STATE AGENCY)**

For the Fiscal Year Ended June 30, 2014

<b>Federal CFDA Number</b>	<b>Direct/ Indirect</b>	<b>ARRA</b>	<b>Program Disbursements</b>	<b>Program Title</b>	<b>Pass-Through Number</b>	<b>Pass-Through Entity Name</b>
20	I	N	4,649	U. S. Department of Transportation	CKB1059A-2012-SVS-1	Louis Berger Group, Inc.
20	I	N	8,598	U. S. Department of Transportation	CKB1059B-2012-SVS-2	Louis Berger Group, Inc
20	I	N	69,737	U. S. Department of Transportation	HR 09-50	Nat'l Acad. of Sci.
20	I	N	160,464	U. S. Department of Transportation	HR 09-54	Nat'l Acad. of Sci.
20	I	N	42,341	U. S. Department of Transportation	HR09-54/163513-1005/SUB0000261	Nat'l Acad. of Sci.
20	I	N	91,619	U. S. Department of Transportation	P010142080	SAIC
20	I	N	27,380	U. S. Department of Transportation	S-001986-NCSU-00 14-00560	Applied Research Assoc.
20	I	N	16,823	U. S. Department of Transportation	UF-EIES-1200025-NCS / TO1	Univ of Florida
20	I	N	7,574	U. S. Department of Transportation	UF-EIES-1200025-NCS / TO9	Univ of Florida
20	I	N	41,431	U. S. Department of Transportation	UF-EIES-1200025-NCS /TO#3	Univ of Florida
20	I	N	62,573	U. S. Department of Transportation	UF-EIES-1200025-NCS /TO#5	Univ of Florida
20	I	N	6,265	U. S. Department of Transportation	UF-EIES-1200025-NCS /TO#6	Univ of Florida
20	I	N	9,506	U. S. Department of Transportation	UF-EIES-1200025-NCS /TO10	Univ of Florida
20	I	N	68,836	U. S. Department of Transportation	UF-EIES-1200025-NCS/TO#2	Univ of Florida
20	I	N	16,006	U. S. Department of Transportation	UF-EIES-1200025-NCS/TO#4	Univ of Florida
20	I	N	4,464	U. S. Department of Transportation	UF-EIES-1200025-NCS/TO11	Univ of Florida
20	I	N	35,688	U. S. Department of Transportation	UF-EIES-1200025-NCS/TO12	Univ of Florida
20	I	N	6,136	U. S. Department of Transportation	UF-EIES-1200025-NCS/TO7	Univ of Florida
20.200	D	N	27,367	Highway Research and Development Program		
20.200	I	N	10,944	Highway Research and Development Program	437K135	Univ of Wisconsin
20.205	I	N	33,010	Highway Planning and Construction	11-026	Univ of New Hampshire
20.205	I	N	97,895	Highway Planning and Construction	2010-2071	City of Durham
20.205	I	N	99,264	Highway Planning and Construction	2010-2076/PO#25864	City of Raleigh
20.205	I	N	1,086	Highway Planning and Construction	476360 00002	Texas A&M Research Found.
20.205	I	N	261	Highway Planning and Construction	553206 HUEGY., J.	City of Durham
20.205	I	N	261	Highway Planning and Construction	PO #15179	City of Raleigh
20.313	D	N	174,011	Railroad Research and Development		
20.701	I	N	32,724	University Transportation Centers Program	5893-Z9600001	Univ of Maryland, College Park
20.701	I	N	50,748	University Transportation Centers Program	Z981001	Univ of Maryland
20.761	I	N	117,166	Biobased Transportation Research	8500014161	Univ of Tennessee
20.761	I	N	59,200	Biobased Transportation Research	8500022312	Univ of Tennessee
20.761	I	N	60,943	Biobased Transportation Research	8500022318	Univ of Tennessee
20.761	I	N	28,252	Biobased Transportation Research	8500022319	Univ of Tennessee
20.761	I	N	667	Biobased Transportation Research	S12260	Kansas State Univ
42	I	N	7,312	Library of Congress	08A031.90	Illinois State Univ
42	I	N	4,984	Library of Congress	14A075.001	Illinois State Univ
43	D	N	1,129,809	National Aeronautics and Space Administration		
43	I	N	37,049	National Aeronautics and Space Administration	1008-1	X-Wave Innovations, Inc.
43	I	N	41,354	National Aeronautics and Space Administration	2011-0259	NC SMT Educ Ctr
43	I	N	100,608	National Aeronautics and Space Administration	2012-1749	Intelligent Fiber Optic System
43	I	N	14,037	National Aeronautics and Space Administration	99-01	Sys Mat'l Res Corp
43	I	N	38,398	National Aeronautics and Space Administration	NCSU-03-01-2892-NC	Nat'l Inst. of Aerospace
43	I	N	149,828	National Aeronautics and Space Administration	NCSU-03-01-3771-009-NC154	Nat'l Inst. of Aerospace
43	I	N	40,567	National Aeronautics and Space Administration	NCSU-03-01-4740-017-NC	Nat'l Inst. of Aerospace
43	I	N	36,172	National Aeronautics and Space Administration	NCSU-03-01-4740-018-NC	Nat'l Inst. of Aerospace
43	I	N	34,474	National Aeronautics and Space Administration	NCSU-03-01-4740-021-NC	Nat'l Inst. of Aerospace
43	I	N	11,644	National Aeronautics and Space Administration	NCSU-03-01-4740-023-NC	Nat'l Inst. of Aerospace
43	I	N	11,689	National Aeronautics and Space Administration	NCSU-03-01-4740-024-NC	Nat'l Inst. of Aerospace
43	I	N	31,742	National Aeronautics and Space Administration	NCSU-03-01-4770-001-NC	Nat'l Inst. of Aerospace
43	I	N	114,235	National Aeronautics and Space Administration	NCSU-0301-3771-010-NC	Nat'l Inst. of Aerospace
43	I	N	91,173	National Aeronautics and Space Administration	USM-GR04146-003	Univ of Southern Mississippi

**SCHEDULE OF EXPENDITURES OF FEDERAL AWARDS (BY STATE AGENCY)**

For the Fiscal Year Ended June 30, 2014

<b>Federal CFDA Number</b>	<b>Direct/ Indirect</b>	<b>ARRA</b>	<b>Program Disbursements</b>	<b>Program Title</b>	<b>Pass-Through Number</b>	<b>Pass-Through Entity Name</b>
43	I	N	33,603	National Aeronautics and Space Administration	X13-7097-NC	Nat'l Inst. of Aerospace
43.001	D	N	366,601	Science		
43.001	I	N	75,842	Science	13305	Univ of Massachusetts
43.001	I	N	7,838	Science	G02-13066C	Smithsonian Astrophys Observ
43.001	I	N	95,633	Science	G03-14076A	Smithsonian Astrophys Observ
43.001	I	N	16,843	Science	GRT00021391	Ohio State Univ
43.001	I	N	55,268	Science	NCC9-58-593-/PF02601	NSBRI
43.001	I	N	61,011	Science	RR100-633/4944176	Univ of Georgia
43.002	D	N	70,671	Aeronautics		
43.008	D	N	892	Education		
43.009	D	N	195,174	Cross Agency Support		
45	I	N	4,138	Federal Council on the Arts and the Humanities	4434	South Arts
45	I	N	4,290	Federal Council on the Arts and the Humanities	4465	South Arts
45	I	N	41,703	Federal Council on the Arts and the Humanities	ElviraVilchesFellowship	Brown Univ
45	I	N	50,000	Federal Council on the Arts and the Humanities	JohnWallFellowship	Nat'l Humanities Ctr
45.129	I	N	76,671	Promotion of the Humanities-Federal/State Partnership	2013-0775	Friedrich Schiller Univ
45.161	D	N	23,781	Promotion of the Humanities-Research		
45.163	D	N	104,831	Promotion of the Humanities-Professional Development		
45.312	D	N	59,851	National Leadership Grants		
45.312	I	N	18,864	National Leadership Grants	LG-0710-0235-10	Inst Of Museum & Lib Svcs
47	D	N	1,235,129	National Science Foundation		
47	I	N	5,175	National Science Foundation	0833076	Stevens Inst Of Tech
47	I	N	705	National Science Foundation	1138814	Council Of Graduate Schools
47	I	N	3,503	National Science Foundation	2013-1356	American Sociological Assoc
47	I	N	153,614	National Science Foundation	55800-8949	Cornell Univ
47	I	N	13,414	National Science Foundation	C602	South Carolina Sea Grant Cnsrt
47	I	N	55,637	National Science Foundation	C802	South Carolina Sea Grant Cnsrt
47	I	N	2,985	National Science Foundation	Cureee Subcontract #4	Cureee
47.041	D	N	16,258,380	Engineering Grants		
47.041	I	N	4,456	Engineering Grants	2009-1212	Valencell Inc.
47.041	I	N	25,382	Engineering Grants	2012-1274	Physical Devices LLC
47.041	I	N	43,135	Engineering Grants	2012-2904	Advanced Hydrogen Technologies
47.041	I	N	3,032	Engineering Grants	2013-0749	Altaeros Engeries
47.041	I	N	67,499	Engineering Grants	2013-1433	Isthmus Biosciences, Inc.
47.041	I	N	48,867	Engineering Grants	2013-3031	Biomason, Inc.
47.041	I	N	5,201	Engineering Grants	554442 SAVELIEV, A.	Innovative Energy Solutions
47.049	D	N	8,492,279	Mathematical and Physical Sciences		
47.049	I	N	722,497	Mathematical and Physical Sciences	12-NSF-1029	Duke Univ
47.049	I	N	151,927	Mathematical and Physical Sciences	744903	Univ of Washington
47.049	I	N	55,600	Mathematical and Physical Sciences	CPS0000200649	Univ of Minnesota
47.049	I	N	19,309	Mathematical and Physical Sciences	PHY-0808790	American Physical Society
47.049	I	N	56,255	Mathematical and Physical Sciences	UF-EIES-13090200-NCS	Univ of Florida
47.050	D	N	2,379,322	Geosciences		
47.050	I	N	58,832	Geosciences	420-41-01A	Iowa State Univ
47.070	D	N	5,267,031	Computer and Information Science and Engineering		
47.070	D	Y	58,125	ARRA - Computer and Information Science and Engineering		
47.070	I	N	62,517	Computer and Information Science and Engineering	00008062	Univ of Cal-Berkeley
47.074	D	N	5,910,953	Biological Sciences		
47.074	I	N	12,323	Biological Sciences	0038425(011514-1)	Univ of Pittsburgh
47.074	I	N	176,930	Biological Sciences	10-NSF-1061	Duke Univ
47.074	I	N	4,550	Biological Sciences	12-NSF-1082	Duke Univ

**SCHEDULE OF EXPENDITURES OF FEDERAL AWARDS (BY STATE AGENCY)**

For the Fiscal Year Ended June 30, 2014

<b>Federal CFDA Number</b>	<b>Direct/ Indirect</b>	<b>ARRA</b>	<b>Program Disbursements</b>	<b>Program Title</b>	<b>Pass-Through Number</b>	<b>Pass-Through Entity Name</b>
47.074	I	N	99,170	Biological Sciences	27169	Univ of Delaware
47.074	I	N	35,673	Biological Sciences	27184	Univ of Delaware
47.074	I	N	231,081	Biological Sciences	4101-25830 / 0822495-DBI	Purdue Univ
47.074	I	N	110,599	Biological Sciences	61406-9504	Cornell Univ
47.074	I	N	176,840	Biological Sciences	67183-10114	Cornell Univ
47.074	I	N	49,046	Biological Sciences	C14D11779(D01845)	Yale Univ
47.074	I	N	5,612	Biological Sciences	RR272-210/4895116	Univ of Georgia
47.074	I	N	100,931	Biological Sciences	UTA10-000936	Univ of Texas
47.074	I	N	1,537	Biological Sciences	Y502720	Univ of Arizona
47.075	D	N	124,963	Social, Behavioral, and Economic Sciences		
47.075	I	N	15,899	Social, Behavioral, and Economic Sciences	11-51	SUNY-Research Foundation
47.075	I	N	18,471	Social, Behavioral, and Economic Sciences	DG13-53	Assoc. For Inst. Research
47.076	D	N	7,147,710	Education and Human Resources		
47.076	I	N	15,728	Education and Human Resources	00006843	Univ of Cal-Berkeley
47.076	I	N	7,600	Education and Human Resources	007797/L13-4500066087	Univ of Cincinnati
47.076	I	N	8,658	Education and Human Resources	08-SC-NSF-1031	Duke Univ
47.076	I	N	15,754	Education and Human Resources	10055601	Utah State Univ
47.076	I	N	778	Education and Human Resources	4101-39134	Purdue Univ
47.076	I	N	305,312	Education and Human Resources	478639-19071	Virginia Polytechnic Inst
47.076	I	N	46,892	Education and Human Resources	C00032406-1	Univ of Missouri-Columbia
47.076	I	N	112,553	Education and Human Resources	DUE-1125331	Carleton College
47.076	I	N	19,124	Education and Human Resources	PRIME: DUE-1022844	Carleton College
47.076	I	N	21,249	Education and Human Resources	SA540-1022-7993	Illinois Inst. of Technology
47.078	D	N	88,608	Polar Programs		
47.079	D	N	186,684	Office of International and Integrative Activities		
47.080	D	N	215,260	Office of Cyberinfrastructure		
47.082	D	N	208,797	Trans-NSF Recovery Act Reasearch Support		
47.082	D	Y	1,305,035	ARRA - Trans-NSF Recovery Act Reasearch Support		
47.082	I	Y	11,395	ARRA - Trans-NSF Recovery Act Reasearch Support	DEB-0842364	Univ of Oklahoma
59	D	N	286,963	U. S. Small Business Administration		
59.037	D	N	3,503,665	Small Business Development Centers		
64	D	N	92,492	U. S. Department of Veterans Affairs		
66	D	N	45,507	U. S. Environmental Protection Agency		
66	I	N	14,807	U. S. Environmental Protection Agency	ParthKothiyaTraineeship	Oak Ridge Inst For Sci & Ed
66.034	D	N	1,376	Surveys, Studies, Research, Investigations, Demonstrations, and Special Purpose Activities Relating to the Clean Air Act		
66.127	D	N	23,641	Southeastern U. S. Regional Targeted Watershed Initiative		
66.202	I	N	111	Congressionally Mandated Projects	1547014 (PO# 0000075043)	Univ of Colorado-Boulder
66.461	I	N	8,468	Regional Wetland Program Development Grants	1114-01	Environmental Law Inst.
66.469	I	N	15,774	Great Lakes Program	2012-06075-05 / A0131	Univ of Illinois
66.509	D	N	713,947	Science To Achieve Results (STAR) Research Program		
66.509	I	N	38,795	Science To Achieve Results (STAR) Research Program	5710003200	Mass. Inst. of Tech.
66.509	I	N	20,104	Science To Achieve Results (STAR) Research Program	C14P11828(P00361)	Yale Univ
66.509	I	N	11,500	Science To Achieve Results (STAR) Research Program	G-58003-1	Colorado State Univ
66.509	I	N	94	Science To Achieve Results (STAR) Research Program	G-58004-1	Colorado State Univ
66.514	D	N	16,221	Science To Achieve Results (STAR) Fellowship Program		
66.611	D	N	58,500	Environmental Policy and Innovation Grants		
66.714	D	N	19,569	Regional Agricultural IPM Grants		
77	D	N	309,744	Nuclear Regulatory Commission		
77	I	N	51,845	Nuclear Regulatory Commission	342-0059	Duke Univ
77.008	D	N	92,535	U. S. Nuclear Regulatory Commission Scholarship and Fellowship Program		

**SCHEDULE OF EXPENDITURES OF FEDERAL AWARDS (BY STATE AGENCY)**

For the Fiscal Year Ended June 30, 2014

<b>Federal CFDA Number</b>	<b>Direct/ Indirect</b>	<b>ARRA</b>	<b>Program Disbursements</b>	<b>Program Title</b>	<b>Pass-Through Number</b>	<b>Pass-Through Entity Name</b>
81	D	N	198,851	U. S. Department of Energy		
81	I	N	105,181	U. S. Department of Energy	00042959 #00001	Battelle Energy Alliance, LLC
81	I	N	58,354	U. S. Department of Energy	00042959 #00001 ACE	Battelle Energy Alliance, LLC
81	I	N	24,311	U. S. Department of Energy	00042959 #00001 INEST	Battelle Energy Alliance, LLC
81	I	N	172,564	U. S. Department of Energy	00042959 #21	Battelle Energy Alliance, LLC
81	I	N	10,124	U. S. Department of Energy	00042959 #23	Battelle Energy Alliance, LLC
81	I	N	25,589	U. S. Department of Energy	00042959 #26	Battelle Energy Alliance, LLC
81	I	N	116,880	U. S. Department of Energy	00042959 #27	Battelle Energy Alliance, LLC
81	I	N	225,323	U. S. Department of Energy	00042959 #29	Battelle Energy Alliance, LLC
81	I	N	81,832	U. S. Department of Energy	00042959 #30	Battelle Energy Alliance, LLC
81	I	N	23,837	U. S. Department of Energy	00042959 #31	Battelle Energy Alliance, LLC
81	I	N	106,748	U. S. Department of Energy	00042959 #35	Battelle Energy Alliance, LLC
81	I	N	148,484	U. S. Department of Energy	00042959 #45	Battelle Energy Alliance, LLC
81	I	N	285,854	U. S. Department of Energy	00042959 40	Battelle Energy Alliance, LLC
81	I	N	194,970	U. S. Department of Energy	00042959 42	Battelle Energy Alliance, LLC
81	I	N	1,625	U. S. Department of Energy	00042959-00032	Idaho National Laboratory
81	I	N	103,715	U. S. Department of Energy	00042959-00048	Battelle Energy Alliance, LLC
81	I	N	2,573	U. S. Department of Energy	00042959-00050	Battelle Energy Alliance, LLC
81	I	N	21,625	U. S. Department of Energy	00042959-00052	Battelle Energy Alliance, LLC
81	I	N	6,522	U. S. Department of Energy	00042959-00053	Battelle Energy Alliance, LLC
81	I	N	12,587	U. S. Department of Energy	00042959-00055	Battelle Energy Alliance, LLC
81	I	N	80,565	U. S. Department of Energy	00042959-47	Battelle Energy Alliance, LLC
81	I	N	112,978	U. S. Department of Energy	00054/00042959	Idaho National Laboratory
81	I	N	233,507	U. S. Department of Energy	00127981	Battelle Energy Alliance, LLC
81	I	N	21,771	U. S. Department of Energy	1-340-0214113-51755L	RTI International
81	I	N	43,505	U. S. Department of Energy	1213550	Sandia National Lab
81	I	N	4,167	U. S. Department of Energy	172092-1	Los Alamos Nat'l Lab
81	I	N	22,321	U. S. Department of Energy	2014-0210	Babcock & Wilcox Mpower, Inc.
81	I	N	955	U. S. Department of Energy	2014-0672	Argonne Nat'l Lab
81	I	N	29,436	U. S. Department of Energy	242478-1	Los Alamos Nat'l Lab
81	I	N	15,839	U. S. Department of Energy	256K222	Univ of Wisconsin
81	I	N	12,177	U. S. Department of Energy	4000028105	UT Battelle, LLC
81	I	N	79,098	U. S. Department of Energy	4000040729	UT Battelle, LLC
81	I	N	48,784	U. S. Department of Energy	4000056870	UT Battelle, LLC
81	I	N	64,676	U. S. Department of Energy	4000058620	UT Battelle, LLC
81	I	N	58,767	U. S. Department of Energy	4000061675	UT Battelle, LLC
81	I	N	20,400	U. S. Department of Energy	4000086391	UT Battelle, LLC
81	I	N	24,880	U. S. Department of Energy	4000089282	UT Battelle, LLC
81	I	N	72,405	U. S. Department of Energy	4000099327	UT Battelle, LLC
81	I	N	51,664	U. S. Department of Energy	4000109736	Oak Ridge National Lab
81	I	N	11,533	U. S. Department of Energy	4000110308	UT Battelle, LLC
81	I	N	184,117	U. S. Department of Energy	4000114671	Oak Ridge National Lab
81	I	N	230,626	U. S. Department of Energy	4000114809	UT Battelle, LLC
81	I	N	8,946	U. S. Department of Energy	4000119694	UT Battelle, LLC
81	I	N	25,116	U. S. Department of Energy	4000120069	UT Battelle, LLC
81	I	N	11,845	U. S. Department of Energy	4000121049	UT Battelle, LLC
81	I	N	10,028	U. S. Department of Energy	4000121986	Oak Ridge National Lab
81	I	N	67,279	U. S. Department of Energy	400119532	GE Global Research
81	I	N	101,314	U. S. Department of Energy	4200000036-4000120386	UT Battelle, LLC
81	I	N	13,711	U. S. Department of Energy	4200000036-4000124994	UT Battelle, LLC
81	I	N	45,408	U. S. Department of Energy	4200000036-4000126315	UT Battelle, LLC



**SCHEDULE OF EXPENDITURES OF FEDERAL AWARDS (BY STATE AGENCY)**

For the Fiscal Year Ended June 30, 2014

<b>Federal CFDA Number</b>	<b>Direct/ Indirect</b>	<b>ARRA</b>	<b>Program Disbursements</b>	<b>Program Title</b>	<b>Pass-Through Number</b>	<b>Pass-Through Entity Name</b>
81	I	N	26,615	U. S. Department of Energy	68393-02	Battelle Energy Alliance, LLC
81	I	N	42,975	U. S. Department of Energy	7078212	L. Berkeley Nat'l Lab
81	I	N	21,465	U. S. Department of Energy	7090112	L. Berkeley Nat'l Lab
81	I	N	39,338	U. S. Department of Energy	B606928	Lawrence Livermore Natl. Secu.
81	I	N	22,738	U. S. Department of Energy	PO 614877	Fermilab
81	I	N	31,601	U. S. Department of Energy	PO4500305158 BRIAN HIXSON	First Energy Corp (Allegheny)
81	I	N	32,874	U. S. Department of Energy	ShannonHPC	Oak Ridge Assoc. Univ
81	I	N	5,960	U. S. Department of Energy	SiSoCMembership	National Renewable Energy Lab
81	I	N	36,821	U. S. Department of Energy	XEU-0-99515-01	Alliance For Sustainable Energ
81	I	N	90,000	U. S. Department of Energy	XFA-4-23065-01	Alliance For Sustainable Energ
81	I	Y	39,866	ARRA - U. S. Department of Energy	1-340-0212662	RTI International
81	I	Y	1,497	ARRA - U. S. Department of Energy	2012-0511	Grid Logic, Inc.
81	I	Y	90,641	ARRA - U. S. Department of Energy	DE-EE-0002628	Progress Energy Carolinas
81.049	D	N	4,254,088	Office of Science Financial Assistance Program		
81.049	I	N	40,739	Office of Science Financial Assistance Program	#4030 P.O. NO: 104242	Supercon Inc.
81.049	I	N	27,577	Office of Science Financial Assistance Program	1550787/PO#1000273317	Univ of Colorado-Boulder
81.049	I	N	15,306	Office of Science Financial Assistance Program	2010-1026	Calabazas Creek Research, Inc.
81.049	I	N	1,932	Office of Science Financial Assistance Program	2012-0171	Ngimat Co.
81.049	I	N	237,087	Office of Science Financial Assistance Program	2013-0134	Muons, Incorporated
81.049	I	N	142,325	Office of Science Financial Assistance Program	2013-1608	Ngimat Co.
81.049	I	N	2,104	Office of Science Financial Assistance Program	2014-1785	Washington Univ-St Louis
81.049	I	N	244,893	Office of Science Financial Assistance Program	B6681	Texas A&M Univ
81.049	I	N	270,891	Office of Science Financial Assistance Program	WU-HT-10-09 PO: 2911086A	Washington Univ-St Louis
81.049	I	Y	959,899	ARRA - Office of Science Financial Assistance Program	4005-NCSU-DOE-1090	Pennsylvania State Univ
81.057	D	N	46,289	University Coal Research		
81.086	D	N	423,492	Conservation Research and Development		
81.086	I	N	280,114	Conservation Research and Development	400119429	GE Global Research
81.086	I	Y	43,837	ARRA - Conservation Research and Development	TJCOG-CBS-037 / 1546591	Triangle J Coun Govt
81.086	I	Y	38,501	ARRA - Conservation Research and Development	TJCOG-CBS-045	Triangle J Coun Govt
81.087	D	N	3,674,355	Renewable Energy Research and Development		
81.087	I	N	81,766	Renewable Energy Research and Development	DOE-SPEC-FE11-012	Biodiversity Research Inst.
81.089	I	N	53,671	Fossil Energy Research and Development	S388	Gas Technology Institute
81.112	D	N	221,990	Stewardship Science Grant Program		
81.113	D	N	509,832	Defense Nuclear Nonproliferation Research		
81.117	D	N	346,522	Energy Efficiency and Renewable Energy Information Dissemination, Outreach, Training and Technical Analysis/Assistance		
81.117	I	N	130,913	Energy Efficiency and Renewable Energy Information Dissemination, Outreach, Training and Technical Analysis/Assistance	Solar America Cities	ICLEI
81.121	D	N	722,428	Nuclear Energy Research, Development and Demonstration		
81.121	I	N	57,586	Nuclear Energy Research, Development and Demonstration	00042959 #24	Battelle Energy Alliance, LLC
81.121	I	N	17,330	Nuclear Energy Research, Development and Demonstration	429329-19071	Virginia Polytechnic Inst
81.122	D	N	88,776	Electricity Delivery and Energy Reliability, Research, Development and Analysis		
81.122	D	Y	550,525	ARRA - Electricity Delivery and Energy Reliability, Research, Development and Analysis		
81.135	D	N	2,468,366	Advanced Research Projects Agency - Energy		
81.135	D	Y	449,627	ARRA - Advanced Research Projects Agency - Energy		
81.135	I	N	146,393	Advanced Research Projects Agency - Energy	2013-0069	Grid Logic, Inc.
81.135	I	N	170,942	Advanced Research Projects Agency - Energy	2013-0070	Tai-Yang Research Co.
81.135	I	N	114,724	Advanced Research Projects Agency - Energy	DE-AR0000327	Bio2electric, LLC
81.135	I	N	645,898	Advanced Research Projects Agency - Energy	PO 1306-0100	Hexa Tech, Inc
81.135	I	Y	129,622	ARRA - Advanced Research Projects Agency - Energy	11-001 / DE-FOA-0000288	Cree, Inc.

**SCHEDULE OF EXPENDITURES OF FEDERAL AWARDS (BY STATE AGENCY)**

For the Fiscal Year Ended June 30, 2014

<b>Federal CFDA Number</b>	<b>Direct/ Indirect</b>	<b>ARRA</b>	<b>Program Disbursements</b>	<b>Program Title</b>	<b>Pass-Through Number</b>	<b>Pass-Through Entity Name</b>
84	D	N	5,080	U. S. Department of Education		
84	I	N	10,726	U. S. Department of Education	LPO-02013 L6043 Task 1	American Inst. For Research
84	I	N	6,153	U. S. Department of Education	LPO-02013 L6043 Task 2	American Inst. For Research
84	I	N	59,226	U. S. Department of Education	LPO-02013 L6043 Task 3	American Inst. For Research
84	I	N	16,266	U. S. Department of Education	R01723	Florida State Univ
84.007	D	N	389,121	Federal Supplemental Educational Opportunity Grants		
84.033	D	N	703,762	Federal Work-Study Program		
84.038	D	N	12,869,950	Federal Perkins Loan Program-Federal Capital Contributions		
84.042	D	N	208,489	TRIO-Student Support Services		
84.044	D	N	365,151	TRIO-Talent Search		
84.047	D	N	680,206	TRIO-Upward Bound		
84.063	D	N	22,409,693	Federal Pell Grant Program		
84.116	D	N	18,531	Fund for the Improvement of Postsecondary Education		
84.116	I	N	16,660	Fund for the Improvement of Postsecondary Education	144-907422	Univ of Wisconsin
84.133	D	N	61,690	National Institute on Disability and Rehabilitation Research		
84.200	D	N	952,869	Graduate Assistance in Areas of National Need		
84.215	D	N	16,863	Fund for the Improvement of Education		
84.268	D	N	113,572,204	Federal Direct Student Loans		
84.305	I	N	13,055	Education Research, Development and Dissemination	12-ED-1094	Duke Univ
84.305	I	N	74,047	Education Research, Development and Dissemination	22616-S2	Vanderbilt Univ
84.324	I	N	2,438	Research in Special Education	224061B	Univ Of Oregon
84.363	D	N	161,924	School Leadership		
84.366	I	N	480,992	Mathematics and Science Partnerships	553993 RAGAN, N.	Duplin County Schools
84.395	I	Y	9,766	ARRA - State Fiscal Stabilization Fund (SFSF) - Race-to-the-Top Incentive Grants, Recovery Act	2014-0766	Wake County Public Sch. Sys.
93	D	N	703,185	U. S. Department of Health and Human Services		
93	I	N	77,597	U. S. Department of Health and Human Services	#547662 DR APPERSON	Tulane Univ
93	I	N	9,997	U. S. Department of Health and Human Services	#547663 DR SCHAL	Tulane Univ
93	I	N	34,729	U. S. Department of Health and Human Services	1-312-0213517	RTI International
93	I	N	190	U. S. Department of Health and Human Services	1-N01-CN43302-WA-21	Cornell Univ
93	I	N	24,370	U. S. Department of Health and Human Services	2012-0518	Nanovector, Inc.
93	I	N	50,457	U. S. Department of Health and Human Services	2013-2918	Family Services, Inc.
93	I	N	11,133	U. S. Department of Health and Human Services	3071-CDC-1S/NC State	Luna Innovations, Inc.
93	I	N	991	U. S. Department of Health and Human Services	337	Univ of Maryland
93	I	N	13,604	U. S. Department of Health and Human Services	5R24 HD 050821-08	Hamner Institutes
93	I	N	48,749	U. S. Department of Health and Human Services	89369 / HHSN275200900019C	Res. Fdn. For Mental Hygiene
93	I	N	84,398	U. S. Department of Health and Human Services	HHSN272201000053C	Duke Univ Medical Ctr
93	I	N	71,801	U. S. Department of Health and Human Services	LSBPO1229	Lifesource Biomedical
93	I	N	36,153	U. S. Department of Health and Human Services	P2011-0026	Childrens Hospital Los Angeles
93	I	N	20,368	U. S. Department of Health and Human Services	PO #400031414	GE Global Research
93.103	D	N	390,942	Food and Drug Administration-Research		
93.103	I	N	17,751	Food and Drug Administration-Research	13-AUFSI-360490	Auburn Univ
93.103	I	N	8,408	Food and Drug Administration-Research	13-AUFSI-360490-NCSU-2	Auburn Univ
93.103	I	N	26,942	Food and Drug Administration-Research	13-AUFSI-360490-NCSU-3	Auburn Univ
93.103	I	N	7,573	Food and Drug Administration-Research	14-AUFSI-360490-NCSU	Auburn Univ
93.103	I	N	2,597	Food and Drug Administration-Research	14-AUFSI-360490-NCSU-2	Auburn Univ
93.113	D	N	2,644,969	Environmental Health		
93.113	I	N	301,615	Environmental Health	5R01ES014065-08/NCSU	Mount Desert Island Bio Lab.
93.113	I	N	21,149	Environmental Health	T133135	Emory Univ
93.121	D	N	66,295	Oral Diseases and Disorders Research		
93.121	I	N	72,837	Oral Diseases and Disorders Research	000407304-001	Univ of Alabama

**SCHEDULE OF EXPENDITURES OF FEDERAL AWARDS (BY STATE AGENCY)**

For the Fiscal Year Ended June 30, 2014

<b>Federal CFDA Number</b>	<b>Direct/ Indirect</b>	<b>ARRA</b>	<b>Program Disbursements</b>	<b>Program Title</b>	<b>Pass-Through Number</b>	<b>Pass-Through Entity Name</b>
93.121	I	N	18,696	Oral Diseases and Disorders Research	P002625101	Univ of Minnesota
93.172	I	N	90,077	Human Genome Research	1440 G PA513	Univ of Cal-LA
93.242	D	N	80,075	Mental Health Research Grants		
93.243	D	N	74,235	Substance Abuse and Mental Health Services-Projects of Regional and National Significance		
93.262	D	N	91,267	Occupational Safety and Health Program		
93.262	I	N	3,769	Occupational Safety and Health Program	3049024962-13-107	Univ of Kentucky Res. Fnd.
93.273	D	N	578,202	Alcohol Research Programs		
93.286	D	N	632,973	Discovery and Applied Research for Technological Innovations to Improve Human Health		
93.286	I	N	1,750	Discovery and Applied Research for Technological Innovations to Improve Human Health	1548043 PO 1000030517	Univ of Colorado-Boulder
93.286	I	N	123,622	Discovery and Applied Research for Technological Innovations to Improve Human Health	1550237/PO# 1000209323	Univ of Colorado-Boulder
93.310	D	N	314,625	Trans-NIH Research Support		
93.351	D	N	638,802	Research Infrastructure Programs		
93.360	D	N	590,218	Biomedical Advanced Research and Development Authority (BARDA), Biodefense Medical Countermeasure Development		
93.361	D	N	115,492	Nursing Research		
93.389	D	N	19,450	National Center for Research Resources		
93.393	D	N	1,194,319	Cancer Cause and Prevention Research		
93.393	I	N	1,401	Cancer Cause and Prevention Research	10-1791/PO#30442	Univ of S. Carolina
93.393	I	N	19,069	Cancer Cause and Prevention Research	12-00223/PO# M130035149	NYU School of Medicine
93.394	D	N	476,320	Cancer Detection and Diagnosis Research		
93.396	D	N	326,400	Cancer Biology Research		
93.397	D	N	25,117	Cancer Centers Support Grants		
93.398	D	N	15,860	Cancer Research Manpower		
93.531	I	N	4,064	PPHF-Community Transformation Grants and National Dissemination and Support for Community Transformation Grants-financed solely by Prevention and Public Health Funds	2013-2900	Person County Health Dept
93.648	I	N	14,377	Child Welfare Research Training or Demonstration	E00038591-2	Univ of Missouri-Columbia
93.671	I	N	9,539	Family Violence Prevention and Services/Grants for Battered Women's Shelters-Grants to States and Indian Tribes	27574-13	Family Services, Inc.
93.701	D	Y	1,668	ARRA - Trans-NIH Recovery Act Research Support		
93.701	I	Y	157	ARRA - Trans-NIH Recovery Act Research Support	10-085	Univ of Texas
93.837	D	N	916,696	Cardiovascular Diseases Research		
93.837	I	N	19,722	Cardiovascular Diseases Research	60436087-107606-A	Stanford Univ
93.838	D	N	348,188	Lung Diseases Research		
93.846	D	N	168,703	Arthritis, Musculoskeletal and Skin Diseases Research		
93.846	I	N	49,294	Arthritis, Musculoskeletal and Skin Diseases Research	2R42AR055042-02	Cytex Therapeutics, Inc
93.847	D	N	524,808	Diabetes, Digestive, and Kidney Diseases Extramural Research		
93.847	I	N	101,930	Diabetes, Digestive, and Kidney Diseases Extramural Research	2011-0322	Theralogics, Inc.
93.847	I	N	22,261	Diabetes, Digestive, and Kidney Diseases Extramural Research	2011-1170	Nutrasorb LLC
93.847	I	N	23,531	Diabetes, Digestive, and Kidney Diseases Extramural Research	360-SUB	Cleveland Clinic
93.853	D	N	757,555	Extramural Research Programs in the Neurosciences and Neurological Disorders		
93.853	I	N	53,538	Extramural Research Programs in the Neurosciences and Neurological Disorders	11061135	Cornell Univ
93.853	I	N	27,758	Extramural Research Programs in the Neurosciences and Neurological Disorders	562300/PO#:3211818	Univ of Pennsylvania
93.855	D	N	1,373,504	Allergy, Immunology and Transplantation Research		
93.855	I	N	14,557	Allergy, Immunology and Transplantation Research	1928-11-02	Childrens Research Institute
93.855	I	N	43,634	Allergy, Immunology and Transplantation Research	2 (GG010526)	Columbia Univ
93.855	I	N	10,952	Allergy, Immunology and Transplantation Research	302-0446	Duke Univ
93.855	I	N	108,222	Allergy, Immunology and Transplantation Research	6119-1236-00-A	Univ of South Florida

**SCHEDULE OF EXPENDITURES OF FEDERAL AWARDS (BY STATE AGENCY)**

For the Fiscal Year Ended June 30, 2014

<b>Federal CFDA Number</b>	<b>Direct/ Indirect</b>	<b>ARRA</b>	<b>Program Disbursements</b>	<b>Program Title</b>	<b>Pass-Through Number</b>	<b>Pass-Through Entity Name</b>
93.855	I	N	96,646	Allergy, Immunology and Transplantation Research	G-2544-1	Colorado State Univ
93.855	I	N	56,120	Allergy, Immunology and Transplantation Research	UF11263	Univ of Florida
93.859	D	N	4,353,157	Biomedical Research and Research Training		
93.859	I	N	19,799	Biomedical Research and Research Training	203-1418	Duke Univ
93.859	I	N	91,790	Biomedical Research and Research Training	3003094798	Univ of Michigan
93.859	I	N	45,319	Biomedical Research and Research Training	431745-19071	Virginia Polytechnic Inst
93.859	I	N	29,004	Biomedical Research and Research Training	5P50GM094503-02	Med College of Wisconsin
93.859	I	N	67,690	Biomedical Research and Research Training	S0182729	Univ of Cal-Santa Cruz
93.859	I	N	41,457	Biomedical Research and Research Training	UA 12-009	Univ of Alabama
93.865	D	N	351,272	Child Health and Human Development Extramural Research		
93.865	I	N	4,110	Child Health and Human Development Extramural Research	5R24 HD 050821-08	Rehabilitation Inst of Chicago
93.865	I	N	5,079	Child Health and Human Development Extramural Research	MUSC13-088	Medical Univ of South Carolina
93.866	D	N	633,157	Aging Research		
93.866	I	N	20,743	Aging Research	10-NIH-1034	Duke Univ
93.867	D	N	432,888	Vision Research		
93.867	I	N	1	Vision Research	2000745235	Johns Hopkins Univ
93.867	I	N	36,477	Vision Research	2001590661	Johns Hopkins Univ
97	I	N	85,612	U. S. Department of Homeland Security	13-215017110 FA45 PO51435	Univ of South Carolina
97.044	D	N	247,982	Assistance to Firefighters Grant		
97.104	D	N	31,068	Homeland Security-related Science, Technology, Engineering and Mathematics (HS STEM) Career Development Program		
98	I	N	30,097	United States Agency for International Development	09-002945-54	Univ of Cal-Davis
98	I	N	20	United States Agency for International Development	2007-1200-04	Oregon State Univ
98	I	N	6,074	United States Agency for International Development	2014-0167	Icrisat
98	I	N	90,789	United States Agency for International Development	41060000-8000044265	Purdue Univ
98	I	N	40,903	United States Agency for International Development	RC100599	Michigan State Univ
98	I	N	10,895	United States Agency for International Development	RC102095 & RC102544 NCSU	Michigan State Univ
98	I	N	112,839	United States Agency for International Development	RD011G-C	Oregon State Univ
98.001	I	N	119,727	USAID Foreign Assistance for Programs Overseas	4-330-0212934	RTI International
			<u>353,577,535</u>	Total — North Carolina State University		
<b>University of North Carolina - General Administration</b>						
12.431	D	N	185,881	Basic Scientific Research		
19.040	D	N	38,126	Public Diplomacy Programs		
64.124	D	N	392,936	All-Volunteer Force Educational Assistance		
84.334	D	N	3,569,446	Gaining Early Awareness and Readiness for Undergraduate Programs		
84.350	D	N	277,789	Transition to Teaching		
84.367	D	N	1,391,211	Improving Teacher Quality State Grants		
84.378	D	N	2,487,086	College Access Challenge Grant Program		
			<u>8,342,475</u>	Total — University of North Carolina - General Administration		
<b>University of North Carolina at Asheville</b>						
10.310	D	N	131,637	Agriculture and Food Research Initiative (AFRI)		
10.652	D	N	446,655	Forestry Research		
10.664	D	N	21,106	Cooperative Forestry Assistance		
10.664	I	N	47,054	Cooperative Forestry Assistance	TFS-439643-1	Texas A&M Forest Svc
11.440	D	N	13,449	Environmental Sciences, Applications, Data, and Education		
15.669	D	N	518	Cooperative Landscape Conservation		
43.001	I	N	26,264	Science	16228099	Univ of Central FL
45.161	D	N	1,318	Promotion of Humanities-Research		
47.049	D	N	297,209	Mathematical and Physical Sciences		

**SCHEDULE OF EXPENDITURES OF FEDERAL AWARDS (BY STATE AGENCY)**

For the Fiscal Year Ended June 30, 2014

<b>Federal CFDA Number</b>	<b>Direct/ Indirect</b>	<b>ARRA</b>	<b>Program Disbursements</b>	<b>Program Title</b>	<b>Pass-Through Number</b>	<b>Pass-Through Entity Name</b>
47.076	D	N	22,674	Education and Human Resources		
47.082	D	Y	37,882	ARRA - Trans-NSF Recovery Act Reasearch Support		
84.007	D	N	49,051	Federal Supplemental Educational Opportunity Grants		
84.015	I	N	232	National Resource Centers Program for Foreign Language and Area Studies or Foreign Language and International Studies Program and Foreign Language and Area Studies Fellowship Program	HC12717	East-West Center
84.033	D	N	80,446	Federal Work-Study Program		
84.038	D	N	1,424,156	Federal Perkins Loan Program-Federal Capital Contributions		
84.063	D	N	5,435,315	Federal Pell Grant Program		
84.268	D	N	13,590,774	Federal Direct Student Loans		
84.379	D	N	13,160	Teacher Education Assistance for College and Higher Education Grants (TEACH Grants)		
			<u>21,638,900</u>	Total — University of North Carolina at Asheville		

**University of North Carolina at Chapel Hill**

10	D	N	104,197	U. S. Department of Agriculture		
10	I	N	15,968	U. S. Department of Agriculture	N/A	Ch-Carrboro Sch Sys
10.001	D	N	12,808	Agricultural Research-Basic and Applied Research		
10.206	D	N	5,406	Grants for Agricultural Research-Competitive Research Grants		
10.212	I	N	35,512	Small Business Innovation Research	N/A	Innovative Educ Reso
10.253	I	N	755	Food Assistance and Nutrition Research Programs (FANRP)	62140-9609	Cornell Univ
10.310	D	N	262,717	Agriculture and Food Research Initiative (AFRI)		
10.500	I	N	-6,586	Cooperative Extension Service	24060	Univ of Arizona
10.500	I	N	6,667	Cooperative Extension Service	A004160403	Univ of Minnesota
10.500	I	N	200,047	Cooperative Extension Service	RE580-377/49405	Univ of Georgia
10.500	I	N	131	Cooperative Extension Service	RR580-375/47855	Univ of Georgia
10.902	D	N	20,155	Soil and Water Conservation		
11	D	N	279,595	U. S. Department of Commerce		
11	I	N	-64	U. S. Department of Commerce	IOOS.11(033)UNC	SECOORA-SE Coasta
11.012	I	N	-61	Integrated Ocean Observing System (IOOS)	2011-001	SURA(SE Univ Rsch)
11.012	I	N	10,471	Integrated Ocean Observing System (IOOS)	2013-001	SURA(SE Univ Rsch)
11.012	I	N	110,379	Integrated Ocean Observing System (IOOS)	IOOS.11(033)UNC	SECOORA-SE Coasta
11.303	D	N	425,796	Economic Development-Technical Assistance		
11.420	D	N	44,654	Coastal Zone Management Estuarine Research Reserves		
11.431	D	N	105,819	Climate and Atmospheric Research		
11.431	I	N	7,404	Climate and Atmospheric Research	41653/13540-FA9	Univ of South Carolina
11.431	I	N	33,171	Climate and Atmospheric Research	52157/ 13-2321	Univ of South Carolina
11.433	I	N	-176	Marine Fisheries Initiative	2299KH-UNC-01	Daupin Island Sea La
11.459	D	N	176,229	Weather and Air Quality Research		
11.463	I	N	29,531	Habitat Conservation	10012013.3888.0	Nature Conservancy
12	D	N	579,694	U. S. Department of Defense		
12	I	N	-1,926	U. S. Department of Defense	1176733	Sandia National Labs
12	I	N	1,700	U. S. Department of Defense	12084021/980402	MD Anderson Canc Ctr
12	I	N	48	U. S. Department of Defense	166125	Duke Univ Med Ctr
12	I	N	172,347	U. S. Department of Defense	2-340-0213337/8	RTI Rsch Triangle In
12	I	N	99,766	U. S. Department of Defense	206-000062	SRI International
12	I	N	-3,200	U. S. Department of Defense	25-0521-156-003	Univ of Nebraska
12	I	N	70,240	U. S. Department of Defense	313-0111	Duke Univ Med Ctr
12	I	N	76,023	U. S. Department of Defense	7000235297	MA Insti Technology
12	I	N	123,532	U. S. Department of Defense	888-11-16-04/1-	RTI Rsch Triangle In
12	I	N	629,964	U. S. Department of Defense	888-11-16-04/5-	RTI Rsch Triangle In

**SCHEDULE OF EXPENDITURES OF FEDERAL AWARDS (BY STATE AGENCY)**

For the Fiscal Year Ended June 30, 2014

<b>Federal CFDA Number</b>	<b>Direct/ Indirect</b>	<b>ARRA</b>	<b>Program Disbursements</b>	<b>Program Title</b>	<b>Pass-Through Number</b>	<b>Pass-Through Entity Name</b>
12	I	N	23,677	U. S. Department of Defense	940295	MD Anderson Canc Ctr
12	I	N	3,269	U. S. Department of Defense	9920120010	Rand Corporation,Inc
12	I	N	36,860	U. S. Department of Defense	ATO-06	Banyan Systems Inc
12	I	N	7,154	U. S. Department of Defense	FA4600-12-D-900	Natl Strategic Rsch
12	I	N	114,180	U. S. Department of Defense	N/A	Impulsonic Inc
12	I	N	105,303	U. S. Department of Defense	N00014-10-C-033	Entegriion Inc
12	I	N	17,600	U. S. Department of Defense	P000015327	Serco-N America
12	I	N	29,695	U. S. Department of Defense	S-000066.00011.	Applied Research Association
12	I	N	29,396	U. S. Department of Defense	S-001460.00000.	Applied Research Association
12	I	N	300,112	U. S. Department of Defense	S-001460.00001.	Applied Research Association
12	I	N	82,640	U. S. Department of Defense	S911580	Emory Univ
12	I	N	113	U. S. Department of Defense	W81XWH-08-1-076	American Burn Association
12	I	N	3,306	U. S. Department of Defense	XWH0810683	American Burn Association
12.114	I	N	496	Collaborative Research and Development	2000457356	Johns Hopkins Univ
12.300	D	N	1,563,426	Basic and Applied Scientific Research		
12.300	I	N	40	Basic and Applied Scientific Research	4478-UNC-ONR-05	Penn State Univ
12.300	I	N	-898	Basic and Applied Scientific Research	570723	Texas A&M Univ
12.300	I	N	179,628	Basic and Applied Scientific Research	705017	Univ of Wash-Seattle
12.300	I	N	108,685	Basic and Applied Scientific Research	A100752	Woods Hole Ocea Inst
12.351	D	N	874,020	Basic Scientific Research-Combating Weapons of Mass Destruction		
12.420	D	N	2,854,711	Military Medical Research and Development		
12.420	I	N	97,197	Military Medical Research and Development	2408	Henry M Jackson Fdn
12.420	I	N	91,308	Military Medical Research and Development	313-0474	Duke Univ
12.420	I	N	110,484	Military Medical Research and Development	3139703	Duke Univ
12.420	I	N	3,686	Military Medical Research and Development	35-2005-2016-00	Univ of NE Med Ctr
12.420	I	N	73,369	Military Medical Research and Development	557297	Univ of Pennsylvania
12.420	I	N	1,496	Military Medical Research and Development	6648SC	Univ Calif San Frans
12.420	I	N	29,801	Military Medical Research and Development	806117	Henry M Jackson Fdn
12.420	I	N	111,903	Military Medical Research and Development	N/A	Allina Health Syste
12.420	I	N	9,040	Military Medical Research and Development	PO#41749/ 12-20	Univ of South Carolina
12.420	I	N	14,323	Military Medical Research and Development	S-1278-01	Geneva Foundation
12.431	D	N	2,403,865	Basic Scientific Research		
12.431	I	N	39,546	Basic Scientific Research	60154614-51142-	Stanford Univ
12.556	I	N	27,416	Competitive Grants: Promoting K-12 Student Achievement at Military-Connected Schools	DODEA	Harnett County School
12.630	D	N	70,616	Basic, Applied, and Advanced Research in Science and Engineering		
12.800	I	N	13	Air Force Defense Research Sciences Program	2000933690	Johns Hopkins Univ
12.800	I	N	123,912	Air Force Defense Research Sciences Program	41986	Univ of South Carolina
12.901	D	N	25,328	Mathematical Sciences Grants Program		
12.910	D	N	2,941,752	Research and Technology Development		
12.910	I	N	151,312	Research and Technology Development	450124-19467	Virginia Polytechnic Inst
14	D	N	49,175	U. S. Department of Housing and Urban Development		
14	I	N	8,523	U. S. Department of Housing and Urban Development	30060	ABT Assoc Inc
14.516	D	N	8,037	Doctoral Dissertation Research Grants		
15	D	N	682,734	U. S. Department of Interior		
15.232	D	N	105,751	Wildland Fire Research and Studies Program		
15.423	D	N	341,567	Bureau of Ocean Energy Management (BOEM) Environmental Studies Program (ESP)		
15.668	I	N	172,464	Coastal Impact Assistance Program	AQRUNC	Houston Adv Res Ctr
15.945	D	N	2,005	Cooperative Research and Training Programs-Resources of the National Park System		

**SCHEDULE OF EXPENDITURES OF FEDERAL AWARDS (BY STATE AGENCY)**

For the Fiscal Year Ended June 30, 2014

<b>Federal CFDA Number</b>	<b>Direct/ Indirect</b>	<b>ARRA</b>	<b>Program Disbursements</b>	<b>Program Title</b>	<b>Pass-Through Number</b>	<b>Pass-Through Entity Name</b>
16	D	N	146,462	U. S. Department of Justice		
16	I	N	70,054	U. S. Department of Justice	13-DOJ-1022	Duke Univ
19	I	N	656,045	U. S. Department of State	N/A	Alvarez & Associates
19.040	D	N	28,551	Public Diplomacy Programs		
19.415	D	N	212,828	Professional and Cultural Exchange Programs - Citizen Exchanges		
20	D	N	1,961,025	U. S. Department of Transportation		
20	I	N	22,230	U. S. Department of Transportation	07-UNCCH-E1	Univ of Tennessee
20	I	N	1,902	U. S. Department of Transportation	106423-712000	Mississippi Archiv Hi
20	I	N	18,400	U. S. Department of Transportation	1201259 TO 0003	Transanalytics
20	I	N	184,425	U. S. Department of Transportation	1500-004-016-CS	CDM Smith
20	I	N	389,378	U. S. Department of Transportation	38049-01	Vanasse Hangen Brust
20	I	N	52,186	U. S. Department of Transportation	38110-01	Vanasse Hangen Brust
20	I	N	1,060	U. S. Department of Transportation	ACRP A02-58/ SU	Natl Acad of Science
20	I	N	17,311	U. S. Department of Transportation	DTNH22-10-D-001	Transanalytics
20	I	N	89,382	U. S. Department of Transportation	HR 25-36	Natl Acad of Science
20	I	N	50,022	U. S. Department of Transportation	HR 3-62	Natl Acad of Science
20	I	N	110	U. S. Department of Transportation	HR-17-48	Natl Acad of Science
20	I	N	143,784	U. S. Department of Transportation	HR1763 SUB00003	Natl Acad of Science
20	I	N	60,870	U. S. Department of Transportation	N/A	Dunlap Assoc
20	I	N	104,728	U. S. Department of Transportation	SUB0000104/HR17	Natl Acad of Science
20	I	N	164,428	U. S. Department of Transportation	UF-EIES-1200008	Stride
20.200	D	N	702,707	Highway Research and Development Program		
20.205	D	N	396,903	Highway Planning and Construction		
20.701	I	N	21	University Transportation Centers Program	246431A	Univ of Oregon
42	I	N	138,987	Library of Congress	12-PO-680-00002	Smithsonian Institute
42	I	N	10,884	Library of Congress	N/A	Waynesburg Univ
43	D	N	84,176	National Aeronautics and Space Administration		
43	I	N	4,015	National Aeronautics and Space Administration	1436032	Calif Inst Technolog
43	I	N	7,383	National Aeronautics and Space Administration	1436036	Calif Inst Technolog
43	I	N	4,246	National Aeronautics and Space Administration	1472126	Calif Inst Technolog
43	I	N	4,776	National Aeronautics and Space Administration	1472138	Calif Inst Technolog
43	I	N	5,405	National Aeronautics and Space Administration	3001477342	Univ of Michigan
43	I	N	3,078	National Aeronautics and Space Administration	HST-AR-12147.01	Space Telescope Sci
43	I	N	75,952	National Aeronautics and Space Administration	N/A	Ct Advance Scien Spa
43	I	N	51,170	National Aeronautics and Space Administration	PF03003	Natl Space Biom Rsc
43	I	N	46,588	National Aeronautics and Space Administration	SUB2012-113	Univ Ala-Huntsville
43.001	D	N	156,342	Science		
43.001	I	N	4,012	Science	4973-UNCCH-NASA	Penn State Univ
43.001	I	N	722	Science	57314A P3391 78	San Diego St Univ Fdn
43.008	D	N	106,499	Education		
45	D	N	128,870	Federal Council on the Arts and the Humanities		
45.024	D	N	44,463	Promotion of the Arts-Grants to Organizations and Individuals		
45.024	I	N	13,019	Promotion of the Arts-Grants to Organizations and Individuals	202475	Arts Midwest
45.149	D	N	155,645	Promotion of the Humanities-Division of Preservation and Access		
45.161	D	N	121,994	Promotion of the Humanities-Research		
45.163	D	N	2,711	Promotion of the Humanities-Professional Development		
45.164	D	N	1,500	Promotion of the Humanities-Public Programs		
45.164	I	N	6,034	Promotion of the Humanities-Public Programs	MW-50007-12	American Bar Assoc
45.169	D	N	4,716	Promotion of the Humanities-Office of Digital Humanities		
45.301	D	N	3,369	Museums for America		
45.312	D	N	13,885	National Leadership Grants		

**SCHEDULE OF EXPENDITURES OF FEDERAL AWARDS (BY STATE AGENCY)**

For the Fiscal Year Ended June 30, 2014

<b>Federal CFDA Number</b>	<b>Direct/ Indirect</b>	<b>ARRA</b>	<b>Program Disbursements</b>	<b>Program Title</b>	<b>Pass-Through Number</b>	<b>Pass-Through Entity Name</b>
45.312	I	N	17,239	National Leadership Grants	00007896/200009	Univ Calif-Berkeley
45.313	D	N	587,489	Laura Bush 21st Century Librarian Program		
47	D	N	333,909	National Science Foundation		
47	I	N	53	National Science Foundation	1003507	Tacoma Commu College
47	I	N	3,446	National Science Foundation	48709463	Univ Southern California
47	I	N	9,217	National Science Foundation	N/A	Natl Evolution Synth
47	I	N	152,513	National Science Foundation	PO#9500009445	Global Envir Network I
47.041	D	N	1,288,087	Engineering Grants		
47.041	I	N	39,843	Engineering Grants	1159-7558-206-2	Clemson Univ
47.041	I	N	25,457	Engineering Grants	33791	Univ of Delaware
47.041	I	N	149,272	Engineering Grants	N/A	Clave Biodesign
47.049	D	N	10,334,179	Mathematical and Physical Sciences		
47.049	I	N	12,350	Mathematical and Physical Sciences	08-SC-NSF-1026	Duke Univ
47.049	I	N	228,803	Mathematical and Physical Sciences	12-NSF-1027	Duke Univ
47.049	I	N	3,602	Mathematical and Physical Sciences	12-NSF-1093	Duke Univ
47.049	I	N	78,323	Mathematical and Physical Sciences	14-NSF-1022	Duke Univ
47.049	I	N	12,005	Mathematical and Physical Sciences	201556UNC	Univ of Notre Dame
47.049	I	N	46,573	Mathematical and Physical Sciences	61-2482NC	Michigan St Univ
47.049	I	N	210,861	Mathematical and Physical Sciences	744885	Univ of Washington-Seattle
47.049	I	N	24,699	Mathematical and Physical Sciences	RC100639UNC	Michigan St Univ
47.050	D	N	3,036,780	Geosciences		
47.050	I	N	-243	Geosciences	161533	Univ Southern California
47.050	I	N	36,427	Geosciences	37169010	Univ Southern California
47.050	I	N	22,098	Geosciences	8 GG002806	Columbia Univ
47.050	I	N	33,132	Geosciences	G03587/2 GG0028	Columbia Univ
47.050	I	N	7,361	Geosciences	N/A	Opendap Open Source
47.050	I	N	23,791	Geosciences	Y82253	Univ Southern California
47.050	I	N	10,437	Geosciences	Y83238	Univ Southern California
47.070	D	N	3,024,738	Computer and Information Science and Engineering		
47.070	I	N	643,109	Computer and Information Science and Engineering	1872/PO# 950001	Raytheon
47.070	I	N	42,398	Computer and Information Science and Engineering	1906/PO#9500012	Bbn Technologies
47.070	I	N	6,336	Computer and Information Science and Engineering	1939B/950001216	Raytheon
47.070	I	N	52,233	Computer and Information Science and Engineering	2013-01010-01	Univ of Ill Champaign
47.070	I	N	329	Computer and Information Science and Engineering	9500011110/ 188	Raytheon
47.070	I	N	97,644	Computer and Information Science and Engineering	9500012196	Global Envir Network I
47.070	I	N	89,931	Computer and Information Science and Engineering	PO#9500011110/1	Raytheon
47.074	D	N	6,751,028	Biological Sciences		
47.074	I	N	3,883	Biological Sciences	09-072	Univ of Alabama-Tusc
47.074	I	N	210,770	Biological Sciences	10-NSF-1060	Duke Univ
47.074	I	N	160,498	Biological Sciences	12-NSF-1081	Duke Univ
47.074	I	N	4,771	Biological Sciences	14-NSF-1070	Duke Univ
47.074	I	N	39,292	Biological Sciences	3161/200201411	Inst Ecosystem Studi
47.074	I	N	31	Biological Sciences	478778-19467	Virginia Polytechnic Inst
47.074	I	N	49,467	Biological Sciences	GA11020-142300	Univ of Virginia
47.074	I	N	47,241	Biological Sciences	RR272-210/46896	Univ of Georgia
47.074	I	N	27,925	Biological Sciences	SA0000295	San Diego St Univ
47.075	D	N	1,846,946	Social, Behavioral, and Economic Sciences		
47.075	I	N	49,611	Social, Behavioral, and Economic Sciences	10321092-SUB	Univ of California
47.076	D	N	3,452,790	Education and Human Resources		
47.076	I	N	72,458	Education and Human Resources	4691-UNCCH-NSF-	Penn State Univ
47.078	D	N	317,263	Polar Programs		



**SCHEDULE OF EXPENDITURES OF FEDERAL AWARDS (BY STATE AGENCY)**

For the Fiscal Year Ended June 30, 2014

<b>Federal CFDA Number</b>	<b>Direct/ Indirect</b>	<b>ARRA</b>	<b>Program Disbursements</b>	<b>Program Title</b>	<b>Pass-Through Number</b>	<b>Pass-Through Entity Name</b>
47.079	D	N	17,974	Office of International and Integrative Activities		
47.079	I	N	19,768	Office of International and Integrative Activities	3000835643	Univ of Michigan
47.080	D	N	3,756,212	Office of Cyberinfrastructure		
47.080	I	N	30,235	Office of Cyberinfrastructure	063024-871T	Univ of New Mexico
47.080	I	N	10,994	Office of Cyberinfrastructure	10778	Univ of Arizona
47.080	I	N	-6,746	Office of Cyberinfrastructure	180K121	Univ Wisconsin
47.082	D	Y	244,014	ARRA - Trans-NSF Recovery Act Reasearch Support		
47.082	I	Y	17,473	ARRA - Trans-NSF Recovery Act Reasearch Support	3048106073-10-3	Univ of Kentucky
47.082	I	Y	-2,552	ARRA - Trans-NSF Recovery Act Reasearch Support	60443	Louisiana State Univ
47.082	I	Y	4	ARRA - Trans-NSF Recovery Act Reasearch Support	PO#9500010119	Global Envir Network I
47.082	I	Y	7,027	ARRA - Trans-NSF Recovery Act Reasearch Support	RES504243	Case Western Reserve
64	D	N	111,422	U. S. Department of Veterans Affairs		
66	D	N	3,214,937	U. S. Environmental Protection Agency		
66	I	N	29,897	U. S. Environmental Protection Agency	2013.006.01	Mid-Atlantic Reg Air
66	I	N	328,697	U. S. Environmental Protection Agency	4902-RFA10-1/11	Health Effects Inst
66	I	N	106,329	U. S. Environmental Protection Agency	4930-RFA11-2/13	Health Effects Inst
66	I	N	825	U. S. Environmental Protection Agency	EP-C-13-039	ABT Assoc Inc
66	I	N	35,232	U. S. Environmental Protection Agency	N/A	Health Effects Inst
66	I	N	-17,304	U. S. Environmental Protection Agency	PO#200706639	Mactec Federal Prog
66	I	N	875	U. S. Environmental Protection Agency	PO4-NAR403-UNC	Ec/R Inc
66.202	I	N	48,864	Congressionally Mandated Projects	4366	Water Research Fdn
66.203	D	N	224,076	Environmental Finance Center Grants		
66.424	I	N	214,253	Surveys, Studies, Investigations, Demonstrations, and Training Grants-Section 1442 of the Safe Drinking Water Act	N/A	New Mexico Mining Tec
66.509	D	N	863,436	Science To Achieve Results (STAR) Research Program		
66.511	D	N	1,516,677	Office of Research and Development Consolidated Research/Training/Fellowships		
66.514	D	N	56,730	Science To Achieve Results (STAR) Fellowship Program		
66.516	D	N	3,230	P3 Award: National Student Design Competition for Sustainability		
77	D	N	8,576	Nuclear Regulatory Commission		
81	D	N	320,542	U. S. Department of Energy		
81	I	N	-4,272	U. S. Department of Energy	119867	Battelle
81	I	N	90,078	U. S. Department of Energy	126482	Battelle Energy Alli
81	I	N	91,619	U. S. Department of Energy	3F-30721	Argonne Nat'l Labs
81	I	N	-2,103	U. S. Department of Energy	4000096612	Ut-Battelle/ORNL
81	I	N	54,690	U. S. Department of Energy	4000097399	Ut-Battelle/ORNL
81	I	N	516,180	U. S. Department of Energy	4000120148	Ut-Battelle/ORNL
81	I	N	10,736	U. S. Department of Energy	456470	Duke Energy
81	I	N	875	U. S. Department of Energy	94000	Savanah River Nuclea
81	I	N	5,153	U. S. Department of Energy	B598487	U Cal Lawrence Liver
81	I	N	3,190	U. S. Department of Energy	N/A	Krell Institute
81	I	Y	4,564	ARRA - U. S. Department of Energy	2010MCA-0410-08	Ctr Climate Strategi
81.049	D	N	3,203,425	Office of Science Financial Assistance Program		
81.049	D	Y	4,382,855	ARRA - Office of Science Financial Assistance Program		
81.049	I	N	504,816	Office of Science Financial Assistance Program	21017-NC	D.Danforth Plant Sci
81.049	I	N	224,501	Office of Science Financial Assistance Program	GQ10044-133949	Univ of Virginia
81.087	I	N	37,881	Renewable Energy Research and Development	F-2013-31	Univ of Toledo Toled
81.135	I	Y	86,598	ARRA - Advanced Research Projects Agency - Energy	0130 G QA717	Univ Cal Los Angeles
84	I	N	280,563	U. S. Department of Education	12/13-006	NC Partnership Child
84	I	N	22,114	U. S. Department of Education	40346S03620	Mathematica Pol Res
84	I	N	-1,520	U. S. Department of Education	N/A	Richmond Co School
84	I	N	211,187	U. S. Department of Education	R01615	Florida Sta

**SCHEDULE OF EXPENDITURES OF FEDERAL AWARDS (BY STATE AGENCY)**

For the Fiscal Year Ended June 30, 2014

<b>Federal CFDA Number</b>	<b>Direct/ Indirect</b>	<b>ARRA</b>	<b>Program Disbursements</b>	<b>Program Title</b>	<b>Pass-Through Number</b>	<b>Pass-Through Entity Name</b>
84.007	D	N	613,199	Federal Supplemental Educational Opportunity Grants		
84.015	D	N	1,977,625	National Resource Centers Program for Foreign Language and Area Studies or Foreign Language and International Studies Program and Foreign Language and Area Studies Fellowship Program		
84.015	I	N	59,876	National Resource Centers Program for Foreign Language and Area Studies or Foreign Language and International Studies Program and Foreign Language and Area Studies Fellowship Program	11-DED-1019	Duke Univ
84.015	I	N	61,206	National Resource Centers Program for Foreign Language and Area Studies or Foreign Language and International Studies Program and Foreign Language and Area Studies Fellowship Program	12-FLAS-1103	Duke Univ Med Ctr
84.015	I	N	350,425	National Resource Centers Program for Foreign Language and Area Studies or Foreign Language and International Studies Program and Foreign Language and Area Studies Fellowship Program	13-FLAS-1105	Duke Univ
84.022	D	N	64,192	Overseas Programs-Doctoral Dissertation Research Abroad		
84.033	D	N	1,451,050	Federal Work-Study Program		
84.038	D	N	30,077,938	Federal Perkins Loan Program-Federal Capital Contributions		
84.047	D	N	326,151	TRIO-Upward Bound		
84.063	D	N	16,715,545	Federal Pell Grant Program		
84.116	D	N	26,216	Fund for the Improvement of Postsecondary Education		
84.129	D	N	91,689	Rehabilitation Long-Term Training		
84.133	D	N	103,538	National Institute on Disability and Rehabilitation Research		
84.133	I	N	8,952	National Institute on Disability and Rehabilitation Research	000500057-003	Univ of Alabama-Birm
84.170	D	N	166,900	Javits Fellowships		
84.200	D	N	191,143	Graduate Assistance in Areas of National Need		
84.217	D	N	215,589	TRIO-McNair Post-Baccalaureate Achievement		
84.220	D	N	264,982	Centers for International Business Education		
84.268	D	N	170,498,025	Federal Direct Student Loans		
84.283	I	N	41,144	Comprehensive Centers	N/A	Education Northwest
84.305	D	N	1,958,364	Education Research, Development and Dissemination		
84.305	I	N	49,433	Education Research, Development and Dissemination	12-ED-1095	Duke Univ
84.305	I	N	21,839	Education Research, Development and Dissemination	14-ED-1108	Duke Univ
84.305	I	N	327,873	Education Research, Development and Dissemination	21372-S4	Vanderbilt Univ Med C
84.305	I	N	-7	Education Research, Development and Dissemination	4475-UNC-USDE-0	Penn State Univ
84.305	I	N	96,970	Education Research, Development and Dissemination	4876-UNCCH-USDE	Penn State Univ
84.305	I	N	16,975	Education Research, Development and Dissemination	511135	Columbia Teacher Col
84.305	I	N	22,368	Education Research, Development and Dissemination	GM10087-126361	Univ of Virginia
84.305	I	N	499,882	Education Research, Development and Dissemination	PT108483-SC1045	VA Commonwealth Univ
84.324	D	N	4,215,216	Research in Special Education		
84.324	I	N	275,053	Research in Special Education	BL-4240321-UNC	Indiana Univ
84.325	D	N	1,424,190	Special Education-Personnel Development to Improve Services and Results for Children with Disabilities		
84.325	I	N	14,949	Special Education-Personnel Development to Improve Services and Results for Children with Disabilities	F-2012-115	Univ of Toledo Toled
84.325	I	N	21,254	Special Education-Personnel Development to Improve Services and Results for Children with Disabilities	N/A	North Hampt Comm Coll
84.326	D	N	4,411,326	Special Education-Technical Assistance and Dissemination to Improve Services and Results for Children with Disabilities		
84.326	I	N	48,664	Special Education-Technical Assistance and Dissemination to Improve Services and Results for Children with Disabilities	223791B	Univ of Oregon
84.326	I	N	133,097	Special Education-Technical Assistance and Dissemination to Improve Services and Results for Children with Disabilities	51-001050	SRI International

**SCHEDULE OF EXPENDITURES OF FEDERAL AWARDS (BY STATE AGENCY)**

For the Fiscal Year Ended June 30, 2014

<b>Federal CFDA Number</b>	<b>Direct/ Indirect</b>	<b>ARRA</b>	<b>Program Disbursements</b>	<b>Program Title</b>	<b>Pass-Through Number</b>	<b>Pass-Through Entity Name</b>
84.326	I	N	58,605	Special Education-Technical Assistance and Dissemination to Improve Services and Results for Children with Disabilities	AUM-SA-001-2011	Auburn Univ
84.326	I	N	202,905	Special Education-Technical Assistance and Dissemination to Improve Services and Results for Children with Disabilities	UKRF 3048106788	Univ of Kentucky
84.327	D	N	391,675	Special Education-Technology and Media Services for Individuals with Disabilities		
84.373	I	N	1,219,051	Special Education-Technical Assistance on State Data Collection	51-001279	SRI International
84.373	I	N	95,017	Special Education-Technical Assistance on State Data Collection	6189-S-006	Westat
84.373	I	N	489,378	Special Education-Technical Assistance on State Data Collection	FY2011-094	Univ of Kansas
84.381	D	N	19,100	Baccalaureate Degrees in Science, Technology, Engineering, Mathematics, and Critical Foreign Languages and Master's Degrees in Science, Technology, Engineering, Mathematics, and Critical Foreign Languages		
84.412	I	N	35,336	Race to the Top-Early Learning Challenge	C13-215/0000183	Delaware Early Learn
84.412	I	N	20,825	Race to the Top-Early Learning Challenge	C14-236	Delaware Early Learn
93	D	N	17,987,595	U. S. Department of Health and Human Services		
93	D	Y	58,881	ARRA - U. S. Department of Health and Human Services		
93	I	N	10,555	U. S. Department of Health and Human Services	000500918-005	Univ of Alabama-Birm
93	I	N	-15,373	U. S. Department of Health and Human Services	00663-2935.001	Amer Inst For Rsch
93	I	N	-16	U. S. Department of Health and Human Services	0080.0059/814	Family Health Intl
93	I	N	12,553	U. S. Department of Health and Human Services	0080.0144/955	Family Health Intl
93	I	N	16,388	U. S. Department of Health and Human Services	0080.0145/956	Family Health Intl
93	I	N	12,145	U. S. Department of Health and Human Services	0080.0168/966	Family Health Intl
93	I	N	52,408	U. S. Department of Health and Human Services	0080.0185/983	Family Health Intl
93	I	N	39,184	U. S. Department of Health and Human Services	0080.0207/705	Family Health Intl
93	I	N	-2,073	U. S. Department of Health and Human Services	01025813/5P01HL	Beth Israel Deacon M
93	I	N	136,168	U. S. Department of Health and Human Services	0258-3962	Mt Sinai Sch of Med
93	I	N	260,861	U. S. Department of Health and Human Services	06150-PSC-PII-T	JBS International
93	I	N	24,821	U. S. Department of Health and Human Services	06861S01686	Mathematica Pol Res
93	I	N	4,466	U. S. Department of Health and Human Services	08201.100.001	JBS International
93	I	N	967,118	U. S. Department of Health and Human Services	08800-036-00-FP	Urban Institute
93	I	N	257,290	U. S. Department of Health and Human Services	1-312-0213462	RTI Rsch Triangle In
93	I	N	141,013	U. S. Department of Health and Human Services	10-16385-99-01-	H Lee Moffitt Cancer
93	I	N	77,633	U. S. Department of Health and Human Services	10.10.90038	Hebrew Rehab Ctr
93	I	N	50,056	U. S. Department of Health and Human Services	107741	Univ Calif-San Franc
93	I	N	25,274	U. S. Department of Health and Human Services	108311	Univ Calif-San Franc
93	I	N	237,500	U. S. Department of Health and Human Services	108861	Univ Calif-San Franc
93	I	N	211,577	U. S. Department of Health and Human Services	12XS457	Leidos Biomedical
93	I	N	4,001	U. S. Department of Health and Human Services	13-3946	Xinray Systems
93	I	N	7,016	U. S. Department of Health and Human Services	13XS093	Saic-Frederick Inc
93	I	N	14,760	U. S. Department of Health and Human Services	17654	Natl Chldhd Cnrc Fdn
93	I	N	-5,403	U. S. Department of Health and Human Services	178859	Duke Clinical Rsch
93	I	N	6,635	U. S. Department of Health and Human Services	179452	Duke Univ
93	I	N	31,526	U. S. Department of Health and Human Services	19836-S1	Vanderbilt Univ Med C
93	I	N	45,951	U. S. Department of Health and Human Services	1U01GH000486-SA	Infect Diseas Zambia
93	I	N	295,053	U. S. Department of Health and Human Services	2-312-0213462	RTI Rsch Triangle In
93	I	N	8,779	U. S. Department of Health and Human Services	2011120781	Group Hlth Rsc Inst
93	I	N	-437	U. S. Department of Health and Human Services	2012023582/HHSN	Wake Forest Univ
93	I	N	4,000	U. S. Department of Health and Human Services	2013-04-0425-04	Asso Matern Chld Hlt
93	I	N	3,220	U. S. Department of Health and Human Services	2013028376	Wake Forest Univ
93	I	N	56,507	U. S. Department of Health and Human Services	2013156199/HHSN	Group Hlth Rsc Inst
93	I	N	38,786	U. S. Department of Health and Human Services	2032613	Duke Univ
93	I	N	52,085	U. S. Department of Health and Human Services	2032614	Duke Univ

**SCHEDULE OF EXPENDITURES OF FEDERAL AWARDS (BY STATE AGENCY)**

For the Fiscal Year Ended June 30, 2014

<b>Federal CFDA Number</b>	<b>Direct/ Indirect</b>	<b>ARRA</b>	<b>Program Disbursements</b>	<b>Program Title</b>	<b>Pass-Through Number</b>	<b>Pass-Through Entity Name</b>
93	I	N	10,385	U. S. Department of Health and Human Services	2033566/HHSN268	Duke Univ
93	I	N	6,723	U. S. Department of Health and Human Services	2033764	Duke Univ Med Ctr
93	I	N	-10	U. S. Department of Health and Human Services	220187	Mass Gen Hosp
93	I	N	-99	U. S. Department of Health and Human Services	24982	ABT Assoc Inc
93	I	N	27,247	U. S. Department of Health and Human Services	25051-08-381	La Jolla Ins Allergy
93	I	N	47,233	U. S. Department of Health and Human Services	28	Natl Enviro Hlt Asso
93	I	N	308,614	U. S. Department of Health and Human Services	29XS126/A59101	Leidos Biomedical
93	I	N	-6,200	U. S. Department of Health and Human Services	29XS126/A62138	Saic-Frederick Inc
93	I	N	10,089	U. S. Department of Health and Human Services	3-312-0213462/8	RTI Rsch Triangle In
93	I	N	3,630	U. S. Department of Health and Human Services	3-N01-HC-95170	Jackson State Univ
93	I	N	62,821	U. S. Department of Health and Human Services	3001141253	Univ of Michigan
93	I	N	84,186	U. S. Department of Health and Human Services	3002-082	Carter Consulting
93	I	N	83,973	U. S. Department of Health and Human Services	30305	Wake Forest Univ
93	I	N	623	U. S. Department of Health and Human Services	3036656/131860	Duke Univ Med Ctr
93	I	N	17,146	U. S. Department of Health and Human Services	310288	Albert Einstein Coll
93	I	N	45,686	U. S. Department of Health and Human Services	3210515144	Hospital Sick Childr
93	I	N	5,999	U. S. Department of Health and Human Services	328	Univ MD-Baltimore
93	I	N	54,248	U. S. Department of Health and Human Services	33	Natl Enviro Hlt Asso
93	I	N	9,363	U. S. Department of Health and Human Services	33001	Wake Forest Univ
93	I	N	-1,448	U. S. Department of Health and Human Services	383-4542	Duke Univ
93	I	N	2,464	U. S. Department of Health and Human Services	40-4113/UNC-3	Nat Bureau Econ Res
93	I	N	16,689	U. S. Department of Health and Human Services	40142S03133	Mathematica Pol Res
93	I	N	3,688	U. S. Department of Health and Human Services	40283S03546	Mathematica Pol Res
93	I	N	-3,215	U. S. Department of Health and Human Services	431630-19467	Virginia Polytechnic Inst
93	I	N	13,530	U. S. Department of Health and Human Services	451	Assc Univ Ctr Disab
93	I	N	420	U. S. Department of Health and Human Services	4549	Mcking Consult Corp
93	I	N	6,846	U. S. Department of Health and Human Services	5-20560	Scripps Resch Inst
93	I	N	48,298	U. S. Department of Health and Human Services	5-312-0213462-5	RTI Rsch Triangle In
93	I	N	14,011	U. S. Department of Health and Human Services	5-50682	Scripps Resch Institu
93	I	N	-1,424	U. S. Department of Health and Human Services	5-P01-HL087203-	Beth Israel Deacon M
93	I	N	128,653	U. S. Department of Health and Human Services	5006842 SERV	Tufts Univ
93	I	N	47,541	U. S. Department of Health and Human Services	576652	Univ of Wash-Seattle
93	I	N	7,622	U. S. Department of Health and Human Services	5U10 HD040492	Duke Univ
93	I	N	45,888	U. S. Department of Health and Human Services	6-312-0213462-5	RTI Rsch Triangle In
93	I	N	27,933	U. S. Department of Health and Human Services	60032976-UMN	Northwestern U Traf
93	I	N	5,000	U. S. Department of Health and Human Services	63111	RTI Rsch Triangle In
93	I	N	37,911	U. S. Department of Health and Human Services	632369	Jackson State Univ
93	I	N	133,038	U. S. Department of Health and Human Services	66102700414-04U	Univ Miss Med Ctr
93	I	N	43,257	U. S. Department of Health and Human Services	6671S00150	Mathematica Pol Res
93	I	N	31,045	U. S. Department of Health and Human Services	7-312-0213462-5	RTI Rsch Triangle In
93	I	N	267,718	U. S. Department of Health and Human Services	724840	Fred Hutchinsn Can
93	I	N	7,636	U. S. Department of Health and Human Services	758997	Univ of Wash-Seattle
93	I	N	105,126	U. S. Department of Health and Human Services	8-49462	Mcmaster Univ
93	I	N	-5,934	U. S. Department of Health and Human Services	8502-90010-6	Johns Hopkins Univ
93	I	N	168,441	U. S. Department of Health and Human Services	861/0080.0016	Family Health Intl
93	I	N	656	U. S. Department of Health and Human Services	888-11-16-04	RTI Rsch Triangle In
93	I	N	479,332	U. S. Department of Health and Human Services	888-11-16-04 1-	RTI Rsch Triangle In
93	I	N	218	U. S. Department of Health and Human Services	888-11-16-04/2-	RTI Rsch Triangle In
93	I	N	175,517	U. S. Department of Health and Human Services	8977-S-003	Westat
93	I	N	61,905	U. S. Department of Health and Human Services	9-312-0212791-5	RTI Rsch Triangle In
93	I	N	39,466	U. S. Department of Health and Human Services	9-312-0212791/8	RTI Rsch Triangle In

**SCHEDULE OF EXPENDITURES OF FEDERAL AWARDS (BY STATE AGENCY)**

For the Fiscal Year Ended June 30, 2014

<b>Federal CFDA Number</b>	<b>Direct/ Indirect</b>	<b>ARRA</b>	<b>Program Disbursements</b>	<b>Program Title</b>	<b>Pass-Through Number</b>	<b>Pass-Through Entity Name</b>
93	I	N	5,167	U. S. Department of Health and Human Services	9-526-1660	Albert Einstein Coll
93	I	N	41,829	U. S. Department of Health and Human Services	951193RSUB	Children's Hosp Phil
93	I	N	8,850	U. S. Department of Health and Human Services	960475RSUB	Children's Hosp Phil
93	I	N	-1,416	U. S. Department of Health and Human Services	972	Family Health Intnl
93	I	N	26,725	U. S. Department of Health and Human Services	972/0080.0174	Family Health Intnl
93	I	N	38,963	U. S. Department of Health and Human Services	987.02935.003	Amer Inst For Rsch
93	I	N	195,519	U. S. Department of Health and Human Services	A56711/29XS126	Leidos Biomedical
93	I	N	587,500	U. S. Department of Health and Human Services	A56768/29XS126	Leidos Biomedical
93	I	N	21,009	U. S. Department of Health and Human Services	AI15416	Univ Calif-San Franc
93	I	N	138,073	U. S. Department of Health and Human Services	CA098543	Children's Hosp Phil
93	I	N	1,000	U. S. Department of Health and Human Services	CRB-UCLA1-S-10-	Social & Scientific
93	I	N	5,591	U. S. Department of Health and Human Services	DD000761	Am Thromb Hemo Netw
93	I	N	33	U. S. Department of Health and Human Services	DK063455	Univ of Michigan
93	I	N	139	U. S. Department of Health and Human Services	FD003516	Boston Univ
93	I	N	12,508	U. S. Department of Health and Human Services	FP00013013-SUB3	Children's Hosp Phil
93	I	N	167,806	U. S. Department of Health and Human Services	FY12.219.003/2-	Univ of Colorado
93	I	N	75,515	U. S. Department of Health and Human Services	GLNE 010	Univ of Michigan
93	I	N	17,820	U. S. Department of Health and Human Services	GS 23F-0024M	Hager Sharp Inc
93	I	N	7,420	U. S. Department of Health and Human Services	HD040492	Duke Univ Med Ctr
93	I	N	-3,424	U. S. Department of Health and Human Services	HHSD2002009F310	Scimetrika
93	I	N	-35	U. S. Department of Health and Human Services	HHSN26120062200	H Lee Moffitt Cancer
93	I	N	2,906	U. S. Department of Health and Human Services	HL27520	Duke Univ
93	I	N	35,397	U. S. Department of Health and Human Services	M60-NC-075-1101	Inst Clinical Rsch
93	I	N	9,114	U. S. Department of Health and Human Services	MH090833	Brain Plasticity
93	I	N	1,763,982	U. S. Department of Health and Human Services	N/A	Academyhealth
93	I	N	30	U. S. Department of Health and Human Services	N01-WH-4-4221/3	Wake F Univ Sch Med
93	I	N	14,080	U. S. Department of Health and Human Services	NS026835	Emmes Corporation
93	I	N	5,355	U. S. Department of Health and Human Services	PHR-SSS-P-13-00	Social & Scientific
93	I	N	12,177	U. S. Department of Health and Human Services	PHR-SSS-S-13-00	Social & Scientific
93	I	N	217	U. S. Department of Health and Human Services	PHR-SUPS2-S-11-	Social & Scientific
93	I	N	19,896	U. S. Department of Health and Human Services	PO 1568 G NA643	Emmes Corporation
93	I	N	109,959	U. S. Department of Health and Human Services	PO# 7810-96242	Johns Hopkins Univ
93	I	N	73	U. S. Department of Health and Human Services	PO# V399454/Y43	Univ of Arizona
93	I	N	-3	U. S. Department of Health and Human Services	PO#3416088/2057	Mass Gen Hosp
93	I	N	68,837	U. S. Department of Health and Human Services	PO#P0007321/N01	Jackson State Univ
93	I	N	1,541	U. S. Department of Health and Human Services	PROTOCOL 0903 P	Nat Marrow Donor Prg
93	I	N	92	U. S. Department of Health and Human Services	S683870	Emory Univ
93	I	N	58	U. S. Department of Health and Human Services	S722093	Emory Univ
93	I	N	-89	U. S. Department of Health and Human Services	SR00002217	Univ MD-Baltimore
93	I	N	43,796	U. S. Department of Health and Human Services	TFED29-117	NSABP Fdn
93	I	N	4,425	U. S. Department of Health and Human Services	U01DK065176	Duke Univ Med Ctr
93	I	N	945	U. S. Department of Health and Human Services	U10CA095861	Children's Hosp Phil
93	I	N	20,482	U. S. Department of Health and Human Services	UNC 01/HHSN2712	Feinstein Inst Med R
93	I	N	351,766	U. S. Department of Health and Human Services	UNC-14005-002-0	Advan Bioscience Lab
93	I	N	-14	U. S. Department of Health and Human Services	US001-000025616	Battelle
93	I	Y	-43	ARRA - U. S. Department of Health and Human Services	10ST1086	Saic-Frederick Inc
93	I	Y	90,783	ARRA - U. S. Department of Health and Human Services	12XS457	Leidos Biomedical
93	I	Y	51,537	ARRA - U. S. Department of Health and Human Services	13XS132ST	Saic-Frederick Inc
93	I	Y	379	ARRA - U. S. Department of Health and Human Services	5-312-0210837	RTI
93	I	Y	-2,776	ARRA - U. S. Department of Health and Human Services	CRB-DCR01-S-09-	Social & Scientific
93	I	Y	5,361	ARRA - U. S. Department of Health and Human Services	X13-1092/PO13ST	Saic-Frederick Inc

**SCHEDULE OF EXPENDITURES OF FEDERAL AWARDS (BY STATE AGENCY)**

For the Fiscal Year Ended June 30, 2014

<b>Federal CFDA Number</b>	<b>Direct/ Indirect</b>	<b>ARRA</b>	<b>Program Disbursements</b>	<b>Program Title</b>	<b>Pass-Through Number</b>	<b>Pass-Through Entity Name</b>
93.043	I	N	16,637	Special Programs for the Aging-Title III, Part D-Disease Prevention and Health Promotion Services	M60-NC-075-1101	Inst Clinical Rsch
93.051	D	N	24,391	Alzheimer's Disease Demonstration Grants to States		
93.061	D	N	415,726	Innovations in Applied Public Health Research		
93.067	D	N	2,315,916	Global AIDS		
93.067	I	N	2,537,519	Global AIDS	41991	Infect Diseas Zambia
93.067	I	N	973,062	Global AIDS	N/A	Uni Malawi Colle Med
93.068	I	N	83,058	Chronic Diseases: Research, Control, and Prevention	N/A	Arthritis Fdn
93.069	D	N	167,545	Public Health Emergency Preparedness		
93.073	D	N	1,184,804	Birth Defects and Developmental Disabilities-Prevention and Surveillance		
93.077	D	N	4,020,584	Family Smoking Prevention and Tobacco Control Act Regulatory Research		
93.077	I	N	31,560	Family Smoking Prevention and Tobacco Control Act Regulatory Research	110464	Wake Forest Univ
93.086	D	N	16	Healthy Marriage Promotion and Responsible Fatherhood Grants		
93.088	D	N	61,712	Advancing System Improvements to Support Targets for Healthy People 2010		
93.103	D	N	157,491	Food and Drug Administration-Research		
93.103	I	N	-139	Food and Drug Administration-Research	559467	Univ of Pennsylvania
93.107	D	N	919,482	Area Health Education Centers Point of Service Maintenance and Enhancement Awards		
93.110	D	N	3,208,985	Maternal and Child Health Federal Consolidated Programs		
93.110	I	N	-448	Maternal and Child Health Federal Consolidated Programs	4407-UNC-DHHS-1	Penn State Univ
93.110	I	N	-17,366	Maternal and Child Health Federal Consolidated Programs	H30MC24046-01	Hemoph. of Georgia
93.110	I	N	99,482	Maternal and Child Health Federal Consolidated Programs	H30MC24046-02	Hemoph. of Georgia
93.113	D	N	8,942,645	Environmental Health		
93.113	I	N	18,056	Environmental Health	0255-9994-4609	Mt Sinai Sch of Med
93.113	I	N	50,639	Environmental Health	11-NIH-1002	Duke Univ Med Ctr
93.113	I	N	49,317	Environmental Health	2001627675	Johns Hopkins Univ
93.113	I	N	6,251	Environmental Health	416310-G/5-2913	Univ of Rochester
93.113	I	N	80,625	Environmental Health	542	Brown Univ
93.113	I	N	8,214	Environmental Health	H48496	Univ Southern Califo
93.113	I	N	16,383	Environmental Health	N/A	Biodeptronix LLC
93.113	I	N	51,838	Environmental Health	PO 753538/2331	Henry M Jackson Fdn
93.113	I	N	6,548	Environmental Health	PO#50018343	Univ Southern Califo
93.113	I	N	-5,558	Environmental Health	SC6555950/02559	Mt Sinai Sch of Med
93.113	I	N	-23	Environmental Health	UNC-1R43ES02063	Scikon Innovations
93.113	I	N	111,619	Environmental Health	UNCES019672	Penn State Univ
93.117	D	N	277,168	Preventive Medicine and Public Health Residency Training Program, Integrative Medicine Program, and National Coordinating Center for Integrative Medicine		
93.121	D	N	10,811,977	Oral Diseases and Disorders Research		
93.121	I	N	69,657	Oral Diseases and Disorders Research	000412838-011	Univ of Alabama-Birm
93.121	I	N	16,670	Oral Diseases and Disorders Research	018106-UNC2410	Forsyth Institute
93.121	I	N	-37,064	Oral Diseases and Disorders Research	10252SUB	Seattle Chld Hosp
93.121	I	N	14,435	Oral Diseases and Disorders Research	10416SUB	Seattle Chld Hosp
93.121	I	N	3,841	Oral Diseases and Disorders Research	10673SUB	Seattle Chld Hosp
93.121	I	N	13,035	Oral Diseases and Disorders Research	10829SUB	Seattle Chld Hosp
93.121	I	N	1,473	Oral Diseases and Disorders Research	10830SUB	Seattle Chld Hosp
93.121	I	N	113,202	Oral Diseases and Disorders Research	29070010-0003	Methodist Hosp Rsc I
93.121	I	N	75,091	Oral Diseases and Disorders Research	3002885068	Univ of Michigan
93.121	I	N	-1,386	Oral Diseases and Disorders Research	85285270X110360	Healthpartners
93.121	I	N	38,114	Oral Diseases and Disorders Research	F6570-05	New York Univ
93.121	I	N	10,048	Oral Diseases and Disorders Research	F6934-02	New York Univ
93.121	I	N	-2,975	Oral Diseases and Disorders Research	FY13.236.001	Univ of Colorado

**SCHEDULE OF EXPENDITURES OF FEDERAL AWARDS (BY STATE AGENCY)**

For the Fiscal Year Ended June 30, 2014

<b>Federal CFDA Number</b>	<b>Direct/ Indirect</b>	<b>ARRA</b>	<b>Program Disbursements</b>	<b>Program Title</b>	<b>Pass-Through Number</b>	<b>Pass-Through Entity Name</b>
93.121	I	N	-16	Oral Diseases and Disorders Research	HS2356	Tufts Univ
93.121	I	N	125,107	Oral Diseases and Disorders Research	N/A	3DMD LLC
93.121	I	N	1,038	Oral Diseases and Disorders Research	OGMB101066 UNC	Univ of Louisville
93.121	I	N	1,281	Oral Diseases and Disorders Research	R01DE018184	Beth Israel Deacon M
93.127	D	N	153,917	Emergency Medical Services for Children		
93.135	D	N	3,080,605	Centers for Research and Demonstration for Health Promotion and Disease Prevention		
93.135	I	N	3,239	Centers for Research and Demonstration for Health Promotion and Disease Prevention	416008-G	Univ of Rochester
93.135	I	N	195,684	Centers for Research and Demonstration for Health Promotion and Disease Prevention	99-S132303	Texas A&M Univ
93.136	D	N	2,011,133	Injury Prevention and Control Research and State and Community Based Programs		
93.136	I	N	42,084	Injury Prevention and Control Research and State and Community Based Programs	661	Pacific Inst Resch
93.143	D	N	2,355,624	NIEHS Superfund Hazardous Substances-Basic Research and Education		
93.145	I	N	-811	AIDS Education and Training Centers	S847086	Emory Univ
93.145	I	N	462	AIDS Education and Training Centers	S847121	Emory Univ
93.145	I	N	622	AIDS Education and Training Centers	S922944	Emory Univ
93.145	I	N	153,070	AIDS Education and Training Centers	T066365	Emory Univ
93.145	I	N	16,983	AIDS Education and Training Centers	T066366	Emory Univ
93.153	I	N	8,460	Coordinated Services and Access to Research for Women, Infants, Children, and Youth	309-0025	Duke Univ Med Ctr
93.153	I	N	12,813	Coordinated Services and Access to Research for Women, Infants, Children, and Youth	309-0026	Duke Univ Med Ctr
93.153	I	N	57,366	Coordinated Services and Access to Research for Women, Infants, Children, and Youth	309-0032	Duke Univ Med Ctr
93.153	I	N	59,280	Coordinated Services and Access to Research for Women, Infants, Children, and Youth	309-0033	Duke Univ Med Ctr
93.155	D	N	1,241,648	Rural Health Research Centers		
93.155	I	N	4,395	Rural Health Research Centers	N/A	Natl Rural Hlth Assn
93.172	D	N	8,057,453	Human Genome Research		
93.172	I	N	125,663	Human Genome Research	12-NIH-1104	Duke Univ Med Ctr
93.172	I	N	25,951	Human Genome Research	13-NIH-1083	Duke Univ
93.172	I	N	-206	Human Genome Research	203-1625	Duke Univ
93.172	I	N	-1,900	Human Genome Research	203-1628	Duke Univ
93.172	I	N	25,103	Human Genome Research	64780	Louisiana State Univ
93.173	D	N	3,284,806	Research Related to Deafness and Communication Disorders		
93.173	I	N	15,615	Research Related to Deafness and Communication Disorders	1000664992	Univ of Iowa
93.173	I	N	48,818	Research Related to Deafness and Communication Disorders	40966974	Univ Southern Califo
93.173	I	N	62,544	Research Related to Deafness and Communication Disorders	SP0012457	Northwestern Univ
93.173	I	N	141,613	Research Related to Deafness and Communication Disorders	W000501755	Univ of Iowa
93.178	D	N	203,324	Nursing Workforce Diversity		
93.184	I	N	16,361	Disabilities Prevention	2011-06586-02-0	Univ of Ill-Chicago
93.184	I	N	188,784	Disabilities Prevention	ATHN2011001-IVN	Am Thromb Hemo Netw
93.186	D	N	266,675	National Research Service Award in Primary Care Medicine		
93.213	D	N	1,088,281	Research and Training in Complementary and Alternative Medicine		
93.224	I	N	8,000	Consolidated Health Centers (Community Health Centers, Migrant Health Centers, Health Care for the Homeless, and Public Housing Primary Care)	110-450-4505	Natl Governors Assoc
93.225	D	N	477,656	National Research Service Awards-Health Services Research Training		
93.226	D	N	3,063,912	Research on Healthcare Costs, Quality and Outcomes		
93.226	I	N	1,424	Research on Healthcare Costs, Quality and Outcomes	2011-05887-10-0	Univ of Ill-Chicago
93.226	I	N	29,200	Research on Healthcare Costs, Quality and Outcomes	2039720	Duke Univ
93.226	I	N	27	Research on Healthcare Costs, Quality and Outcomes	A07706 (M10A104	Yale Univ

**SCHEDULE OF EXPENDITURES OF FEDERAL AWARDS (BY STATE AGENCY)**

For the Fiscal Year Ended June 30, 2014

<b>Federal CFDA Number</b>	<b>Direct/ Indirect</b>	<b>ARRA</b>	<b>Program Disbursements</b>	<b>Program Title</b>	<b>Pass-Through Number</b>	<b>Pass-Through Entity Name</b>
93.226	I	N	18,193	Research on Healthcare Costs, Quality and Outcomes	SP0025667-PROJ0	Northwestern U Traf
93.233	I	N	32,735	National Center on Sleep Disorders Research	106777	Brigham Women's Hosp
93.241	I	N	39,743	State Rural Hospital Flexibility Program	P000577701	Univ of Minnesota
93.241	I	N	179,206	State Rural Hospital Flexibility Program	P004027953	Univ of Minnesota
93.242	D	N	20,646,060	Mental Health Research Grants		
93.242	I	N	17,642	Mental Health Research Grants	1 (GG005538)	Trust Columbia Univ NY
93.242	I	N	454,304	Mental Health Research Grants	10-NIH-1045	Duke Univ
93.242	I	N	22,159	Mental Health Research Grants	104624	Brigham Women's Hosp
93.242	I	N	45,897	Mental Health Research Grants	13-2194	Caktus Consulting Gr
93.242	I	N	42,214	Mental Health Research Grants	14-2455/PO#3171	Univ of S Carolina
93.242	I	N	-2,019	Mental Health Research Grants	153844/303-1236	Duke Univ
93.242	I	N	133,067	Mental Health Research Grants	1R01MH100628-01	Rush Med College
93.242	I	N	265,026	Mental Health Research Grants	2 (GG005538)	Columbia Univ
93.242	I	N	73,602	Mental Health Research Grants	2000 G NF 192	Univ Cal Los Angeles
93.242	I	N	237,832	Mental Health Research Grants	2001590660	Johns Hopkins Univ
93.242	I	N	-1,761	Mental Health Research Grants	2001799974	Johns Hopkins Univ
93.242	I	N	106,471	Mental Health Research Grants	2001805606	Johns Hopkins Univ
93.242	I	N	31,007	Mental Health Research Grants	2001962149	Johns Hopkins Univ
93.242	I	N	113,832	Mental Health Research Grants	2011-2596	Univ Calif-Irvine
93.242	I	N	-199	Mental Health Research Grants	203-0140	Duke Univ
93.242	I	N	27,893	Mental Health Research Grants	203-1144	Duke Univ Med Ctr
93.242	I	N	9,540	Mental Health Research Grants	203-1284	Duke Univ
93.242	I	N	83,536	Mental Health Research Grants	203-1993	Duke Univ Med Ctr
93.242	I	N	4,539	Mental Health Research Grants	2039425	Duke Univ Med Ctr
93.242	I	N	25,059	Mental Health Research Grants	23650-115782	Harvard Univ
93.242	I	N	71,511	Mental Health Research Grants	416351	Univ of Rochester
93.242	I	N	13,166	Mental Health Research Grants	495K250	Univ Wisconsin-Madis
93.242	I	N	19,530	Mental Health Research Grants	580	Pacific Inst Resch
93.242	I	N	353,886	Mental Health Research Grants	60091569-24813-	Stanford Univ
93.242	I	N	131,541	Mental Health Research Grants	66911R	Univ of Miami
93.242	I	N	11,833	Mental Health Research Grants	699	Pacific Inst Resch
93.242	I	N	6,619	Mental Health Research Grants	H39736	Univ Southern Califo
93.242	I	N	28,302	Mental Health Research Grants	IN4687096UNC	Indiana Univ
93.242	I	N	33,997	Mental Health Research Grants	M12A11109 (A082	Yale Univ
93.242	I	N	170,220	Mental Health Research Grants	N/A	Jericho Sciences
93.242	I	N	8,884	Mental Health Research Grants	PD301397-SC1018	VA Commonwealth Univ
93.242	I	N	3,506	Mental Health Research Grants	PD303148-SC1045	VA Commonwealth Univ
93.242	I	N	7,571	Mental Health Research Grants	PO#2001591772	Johns Hopkins Univ
93.242	I	N	1,768	Mental Health Research Grants	PO#2001624376	Johns Hopkins Univ
93.242	I	N	19,909	Mental Health Research Grants	PO#2001624377	Johns Hopkins Univ
93.242	I	N	110,138	Mental Health Research Grants	PO#2001624432	Johns Hopkins Univ
93.242	I	N	-5,170	Mental Health Research Grants	S940547	Emory Univ
93.242	I	N	161,160	Mental Health Research Grants	SP0014522-PROJ0	Northwestern U Traf
93.242	I	N	98,861	Mental Health Research Grants	T073485	Emory Univ
93.242	I	N	27,585	Mental Health Research Grants	WUHS 10075	Wake Forest Univ Sch Med
93.242	I	N	35,240	Mental Health Research Grants	WU-12-280/PO 29	Wash Univ-St Louis
93.243	D	N	135,075	Substance Abuse and Mental Health Services-Projects of Regional and National Significance		
93.243	I	N	19,068	Substance Abuse and Mental Health Services-Projects of Regional and National Significance	FY12.525.003	Univ of Colorado



**SCHEDULE OF EXPENDITURES OF FEDERAL AWARDS (BY STATE AGENCY)**

For the Fiscal Year Ended June 30, 2014

<b>Federal CFDA Number</b>	<b>Direct/ Indirect</b>	<b>ARRA</b>	<b>Program Disbursements</b>	<b>Program Title</b>	<b>Pass-Through Number</b>	<b>Pass-Through Entity Name</b>
93.243	I	N	-205	Substance Abuse and Mental Health Services-Projects of Regional and National Significance	M13A11406(A0874	Yale Univ
93.243	I	N	30,322	Substance Abuse and Mental Health Services-Projects of Regional and National Significance	M13A11521 (A090	Yale Univ
93.243	I	N	13,386	Substance Abuse and Mental Health Services-Projects of Regional and National Significance	N/A	Cincinnati Behav Hlt
93.247	D	N	288,551	Advanced Nursing Education Grant Program		
93.262	D	N	1,599,825	Occupational Safety and Health Program		
93.262	I	N	3,485	Occupational Safety and Health Program	10-597-UNC	West Virginia Univ
93.262	I	N	-183	Occupational Safety and Health Program	3049024630-12-6	Univ Kentucky Res Fdn
93.262	I	N	-5	Occupational Safety and Health Program	3049024994-13-1	Univ Kentucky Res Fdn
93.262	I	N	-3,036	Occupational Safety and Health Program	729856	Univ of Wash-Seattle
93.262	I	N	-27	Occupational Safety and Health Program	W000217890	Univ of Iowa
93.264	D	N	611,614	Nurse Faculty Loan Program (NFLP)		
93.272	D	N	400	Alcohol National Research Service Awards for Research Training		
93.273	D	N	11,672,324	Alcohol Research Programs		
93.273	I	N	40,097	Alcohol Research Programs	1-312-0212210-5	RTI
93.273	I	N	19,069	Alcohol Research Programs	14-NIH-1043	Duke Univ
93.273	I	N	3,306	Alcohol Research Programs	203-2467	Duke Univ Med Ctr
93.273	I	N	17,970	Alcohol Research Programs	203-3075	Duke Univ
93.273	I	N	38,270	Alcohol Research Programs	406-SUB	Cleveland Clinic Fdn
93.273	I	N	81,053	Alcohol Research Programs	55478	Binghamton Univ
93.273	I	N	28,138	Alcohol Research Programs	GG005688/539716	Columbia Univ
93.279	D	N	11,239,621	Drug Abuse and Addiction Research Programs		
93.279	I	N	44,537	Drug Abuse and Addiction Research Programs	1-312-0213082/8	RTI Rsch Triangle In
93.279	I	N	14,786	Drug Abuse and Addiction Research Programs	1550335	Univ of Colorado
93.279	I	N	109,606	Drug Abuse and Addiction Research Programs	1R41DA032293 UN	Algynomics Inc
93.279	I	N	33,538	Drug Abuse and Addiction Research Programs	2001868942	Johns Hopkins Univ
93.279	I	N	25,160	Drug Abuse and Addiction Research Programs	2002156869	Johns Hopkins Univ
93.279	I	N	-67	Drug Abuse and Addiction Research Programs	203-1179	Duke Univ
93.279	I	N	9,548	Drug Abuse and Addiction Research Programs	203-1519	Duke Univ
93.279	I	N	50,086	Drug Abuse and Addiction Research Programs	710-9833-8985	Miriam Hospital
93.279	I	N	8,474	Drug Abuse and Addiction Research Programs	8591	Univ MD-Baltimore
93.279	I	N	-1,019	Drug Abuse and Addiction Research Programs	P24919-00	Texas Christian Univ
93.279	I	N	45,256	Drug Abuse and Addiction Research Programs	PO#SR00000878	Univ MD-Baltimore
93.279	I	N	84,624	Drug Abuse and Addiction Research Programs	PO#SR00002140	Univ MD-Baltimore
93.279	I	N	506,425	Drug Abuse and Addiction Research Programs	UF12269	Univ of Florida
93.279	I	N	-2	Drug Abuse and Addiction Research Programs	Z028101	Univ MD College Park
93.282	D	N	87,621	Mental Health National Research Service Awards for Research Training		
93.283	D	N	2,255,820	Center for Disease Control and Prevention-Investigations and Technical Assistance		
93.283	I	N	29,704	Center for Disease Control and Prevention-Investigations and Technical Assistance	16011-1 55	State&Territ Hlth of
93.283	I	N	18,138	Center for Disease Control and Prevention-Investigations and Technical Assistance	16011/PO2220	State&Territ Hlth of
93.283	I	N	14,540	Center for Disease Control and Prevention-Investigations and Technical Assistance	2R44DP003101-02	3C Inst Social Dev
93.283	I	N	81,873	Center for Disease Control and Prevention-Investigations and Technical Assistance	3003045753	Univ of Michigan
93.283	I	N	-1,590	Center for Disease Control and Prevention-Investigations and Technical Assistance	N/A	Uni Del Valle Guatem

**SCHEDULE OF EXPENDITURES OF FEDERAL AWARDS (BY STATE AGENCY)**

For the Fiscal Year Ended June 30, 2014

<b>Federal CFDA Number</b>	<b>Direct/ Indirect</b>	<b>ARRA</b>	<b>Program Disbursements</b>	<b>Program Title</b>	<b>Pass-Through Number</b>	<b>Pass-Through Entity Name</b>
93.283	I	N	1,600	Center for Disease Control and Prevention-Investigations and Technical Assistance	S3810-26/28	Assoc Sch Pub Health
93.286	D	N	2,982,659	Discovery and Applied Research for Technological Innovations to Improve Human Health		
93.286	I	N	104,907	Discovery and Applied Research for Technological Innovations to Improve Human Health	106368	Brigham Women's Hosp
93.286	I	N	36,120	Discovery and Applied Research for Technological Innovations to Improve Human Health	106370	Brigham Women's Hosp
93.286	I	N	132,033	Discovery and Applied Research for Technological Innovations to Improve Human Health	1106149	Univ NY Stony Brook
93.286	I	N	6,466	Discovery and Applied Research for Technological Innovations to Improve Human Health	13-1854	Cell Microsystems
93.286	I	N	-2	Discovery and Applied Research for Technological Innovations to Improve Human Health	21135-S1	Vanderbilt Univ Med C
93.286	I	N	67,340	Discovery and Applied Research for Technological Innovations to Improve Human Health	2186-016377	Vanderbilt Univ Med C
93.286	I	N	39,664	Discovery and Applied Research for Technological Innovations to Improve Human Health	4/PO#1346727	ME College of Wi
93.286	I	N	118,359	Discovery and Applied Research for Technological Innovations to Improve Human Health	80451	Louisiana State Univ
93.286	I	N	44,663	Discovery and Applied Research for Technological Innovations to Improve Human Health	K000688-00-S03	Kitware Inc
93.286	I	N	29,998	Discovery and Applied Research for Technological Innovations to Improve Human Health	K000792-00-S01	Kitware Inc
93.286	I	N	43,025	Discovery and Applied Research for Technological Innovations to Improve Human Health	R-12-0122	Univ of Houston
93.292	I	N	370	National Public Health Improvement Initiative	N/A	Asso Matern Chld Hlt
93.300	D	N	144,972	National Center for Health Workforce Analysis		
93.300	I	N	38,808	National Center for Health Workforce Analysis	4743-01	Hlth Research Inc
93.307	D	N	697,440	Minority Health and Health Disparities Research		
93.307	I	N	18,716	Minority Health and Health Disparities Research	117634/117635	Wake Forest Hlth Sci
93.307	I	N	21,242	Minority Health and Health Disparities Research	3002987899	Univ of Michigan
93.307	I	N	50	Minority Health and Health Disparities Research	WUHS12742	Wake Forest Univ
93.310	D	N	2,930,706	Trans-NIH Research Support		
93.310	I	N	315,636	Trans-NIH Research Support	148614.5030571.	Harvard Med Sch
93.310	I	N	57,112	Trans-NIH Research Support	557217	Univ of Pennsylvania
93.342	D	N	3,499,261	Health Professions Student Loans, Including Primary Care Loans/Loans for Disadvantaged Students		
93.350	D	N	12,529,578	National Center for Advancing Translational Sciences		
93.351	D	N	2,156,496	Research Infrastructure Programs		
93.351	I	N	47,306	Research Infrastructure Programs	K000786-00-S04	Kitware Inc
93.358	D	N	368,127	Advanced Education Nursing Traineeships		
93.359	D	N	133,538	Nurse Education, Practice Quality and Retention Grants		
93.361	D	N	3,042,032	Nursing Research		
93.361	I	N	159,893	Nursing Research	0255-5071-4609	Mt Sinai Sch of Med
93.361	I	N	69,630	Nursing Research	2039778	Duke Univ
93.361	I	N	29,229	Nursing Research	560124	Univ of Pennsylvania
93.361	I	N	-235	Nursing Research	8736	Univ of Pittsburgh
93.389	D	N	-15,275	National Center for Research Resources		
93.393	D	N	13,897,544	Cancer Cause and Prevention Research		
93.393	I	N	21,594	Cancer Cause and Prevention Research	0255-6601-4609	Mt Sinai Sch of Med
93.393	I	N	39,907	Cancer Cause and Prevention Research	10-16373-99-01-	H Lee Moffitt Cancer
93.393	I	N	361	Cancer Cause and Prevention Research	1156407	Dana-Farber Cancer

**SCHEDULE OF EXPENDITURES OF FEDERAL AWARDS (BY STATE AGENCY)**

For the Fiscal Year Ended June 30, 2014

<b>Federal CFDA Number</b>	<b>Direct/ Indirect</b>	<b>ARRA</b>	<b>Program Disbursements</b>	<b>Program Title</b>	<b>Pass-Through Number</b>	<b>Pass-Through Entity Name</b>
93.393	I	N	-1,517	Cancer Cause and Prevention Research	1156408	Dana-Farber Cancer
93.393	I	N	33,210	Cancer Cause and Prevention Research	13-194	Arizona State Univ
93.393	I	N	3,280	Cancer Cause and Prevention Research	150159.5077497.	Harvard Univ
93.393	I	N	-1,395	Cancer Cause and Prevention Research	151256/151249	Univ of Tex San Anto
93.393	I	N	42,241	Cancer Cause and Prevention Research	2001659822	Johns Hopkins Univ
93.393	I	N	-1,542	Cancer Cause and Prevention Research	2012101784	Group Health Cooper
93.393	I	N	12,620	Cancer Cause and Prevention Research	203-0297	Duke Univ
93.393	I	N	4,284	Cancer Cause and Prevention Research	3001476655	Univ of Michigan
93.393	I	N	54,921	Cancer Cause and Prevention Research	44706-D	Univ of Chicago
93.393	I	N	-47,341	Cancer Cause and Prevention Research	55-8002-01	Roswell Park Canc In
93.393	I	N	-407	Cancer Cause and Prevention Research	55-8003-01	Roswell Park Canc In
93.393	I	N	181	Cancer Cause and Prevention Research	55-8004-01	Roswell Park Canc In
93.393	I	N	4	Cancer Cause and Prevention Research	55-8006-01	Roswell Park Canc In
93.393	I	N	69,976	Cancer Cause and Prevention Research	63014976	Mayo Clinic Rocheste
93.393	I	N	46,568	Cancer Cause and Prevention Research	63172415	Mayo Clinic Rocheste
93.393	I	N	10,331	Cancer Cause and Prevention Research	66971E	Univ of Miami
93.393	I	N	3,444	Cancer Cause and Prevention Research	66971E/M174648	Univ of Miami
93.393	I	N	3,614	Cancer Cause and Prevention Research	721516	Fred Hutchinsn Can
93.393	I	N	956,185	Cancer Cause and Prevention Research	76-01	Roswell Park Canc In
93.393	I	N	27,502	Cancer Cause and Prevention Research	913	Dartmouth College
93.393	I	N	16,507	Cancer Cause and Prevention Research	BD515011	Sloan-Kettering Inst
93.393	I	N	159	Cancer Cause and Prevention Research	BD515047	Sloan-Kettering Inst
93.393	I	N	180,356	Cancer Cause and Prevention Research	CA154292-02-UNC	Group Hlth Rsc Inst
93.393	I	N	354,392	Cancer Cause and Prevention Research	CA154292-03-UNC	Group Hlth Rsc Inst
93.393	I	N	40,926	Cancer Cause and Prevention Research	E0012914	Univ of Ill-Chicago
93.393	I	N	9,774	Cancer Cause and Prevention Research	N/A	Johns Hopkins Univ
93.393	I	N	5,570	Cancer Cause and Prevention Research	PO#63289767	Mayo Clinic Rocheste
93.393	I	N	48,500	Cancer Cause and Prevention Research	S898350	Emory Univ
93.393	I	N	52,611	Cancer Cause and Prevention Research	SP00011274-02	Georgia State Univ
93.393	I	N	28,452	Cancer Cause and Prevention Research	T020036	Emory Univ
93.393	I	N	356,276	Cancer Cause and Prevention Research	T072882	Emory Univ
93.393	I	N	20,896	Cancer Cause and Prevention Research	VUMC 42432	Vanderbilt U Med C
93.393	I	N	9,748	Cancer Cause and Prevention Research	WU-14-99	Wash Univ-St Louis
93.394	D	N	5,605,368	Cancer Detection and Diagnosis Research		
93.394	I	N	33,877	Cancer Detection and Diagnosis Research	108415	Brigham Women's Hosp
93.394	I	N	13,518	Cancer Detection and Diagnosis Research	1138	Am Coll Radiol. Imag
93.394	I	N	54,822	Cancer Detection and Diagnosis Research	203-1797	Duke Univ Med Ctr
93.394	I	N	129,994	Cancer Detection and Diagnosis Research	3001861664	Univ of Michigan
93.394	I	N	-3,037	Cancer Detection and Diagnosis Research	3001988623	Univ of Michigan
93.394	I	N	2,748	Cancer Detection and Diagnosis Research	500220-78050	Northeastern Univ
93.394	I	N	6,434	Cancer Detection and Diagnosis Research	6970SC	Univ Calif San Franc
93.394	I	N	86,794	Cancer Detection and Diagnosis Research	FP056002	Univ of Chicago
93.394	I	N	67,997	Cancer Detection and Diagnosis Research	K000646-00-S01	Kitware Inc
93.394	I	N	66,939	Cancer Detection and Diagnosis Research	N/A	Morphormics Inc
93.394	I	N	15,614	Cancer Detection and Diagnosis Research	PO#2923047X/WU-	Wash Univ-St Louis
93.394	I	N	39,154	Cancer Detection and Diagnosis Research	VUMC 38860	Vanderbilt Univ Med C
93.394	I	N	-76,900	Cancer Detection and Diagnosis Research	WU-12-117/29173	Wash Univ-St Louis
93.394	I	N	114,932	Cancer Detection and Diagnosis Research	WU-13-68	Wash Univ-St Louis
93.394	I	N	381,268	Cancer Detection and Diagnosis Research	WU-14-111	Wash Univ-St Louis
93.395	D	N	7,955,553	Cancer Treatment Research		
93.395	I	N	231,930	Cancer Treatment Research	107938	Brigham Women's Hosp

**SCHEDULE OF EXPENDITURES OF FEDERAL AWARDS (BY STATE AGENCY)**

For the Fiscal Year Ended June 30, 2014

<b>Federal CFDA Number</b>	<b>Direct/ Indirect</b>	<b>ARRA</b>	<b>Program Disbursements</b>	<b>Program Title</b>	<b>Pass-Through Number</b>	<b>Pass-Through Entity Name</b>
93.395	I	N	4,870	Cancer Treatment Research	1R44CA174074-01	G1 One Therapeutics
93.395	I	N	1	Cancer Treatment Research	20737	Natl Chldhd Cncr Fdn
93.395	I	N	72,538	Cancer Treatment Research	310472	Albert Einstein Coll
93.395	I	N	6,940	Cancer Treatment Research	5R01CA133049-05	Mayo Clinic Rocheste
93.395	I	N	15,242	Cancer Treatment Research	60037258	Ohio State Univ
93.395	I	N	-9,261	Cancer Treatment Research	9-526-1913	Albert Einstein Coll
93.395	I	N	166,025	Cancer Treatment Research	N/A	Gynecologic Oncology
93.395	I	N	-4,019	Cancer Treatment Research	PD300629-SC1012	VA Commonwealth Univ
93.395	I	N	12,210	Cancer Treatment Research	PD300785-SC1051	VA Commonwealth Univ
93.396	D	N	8,432,744	Cancer Biology Research		
93.396	I	N	187,282	Cancer Biology Research	23-S142302	Texas A&M Univ
93.396	I	N	92,042	Cancer Biology Research	431769-19467	Virginia Polytechnic Inst
93.396	I	N	166,114	Cancer Biology Research	5600599560	Baylor Col Med
93.396	I	N	270,228	Cancer Biology Research	900807/RGC00000	UT Southwest Med Ctr
93.396	I	N	-3,540	Cancer Biology Research	GMO-900807	UT Southwest Med Ctr
93.397	D	N	13,010,212	Cancer Centers Support Grants		
93.397	I	N	2,668	Cancer Centers Support Grants	1230601	Dana-Farber Partners
93.397	I	N	5,740	Cancer Centers Support Grants	1231001	Dana-Farber Partners
93.397	I	N	36,110	Cancer Centers Support Grants	2000796704	Johns Hopkins Univ
93.397	I	N	665	Cancer Centers Support Grants	5U54CA142152-04	New Hanover Reg Med
93.398	D	N	5,585,543	Cancer Research Manpower		
93.399	D	N	-7,416	Cancer Control		
93.399	I	N	43,093	Cancer Control	439K331	Univ Wisconsin-Madis
93.399	I	N	13,706	Cancer Control	N/A	NSABP Fdn
93.399	I	N	20,283	Cancer Control	RES507599	Case Western Reserve
93.399	I	N	17,539	Cancer Control	RES508421	Case Western Reserve
93.414	I	Y	17,640	ARRA - State Primary Care Offices	DH140006001	Missouri Hlth Senior
93.505	I	N	14,327	Affordable Care Act (ACA) Maternal, Infant, and Early Childhood Home Visiting Program	14-07-5-01-078-	Montana St Governmen
93.510	D	N	807,484	Affordable Care Act (ACA) Primary Care Residency Expansion Program		
93.512	I	N	118,927	Affordable Care Act (ACA) Personal and Home Care Aide State Training Program (PHCAST)	N/A	Fdn Adv Hlth Prog
93.516	D	N	299,284	Affordable Care Act (ACA) Public Health Training Centers Program		
93.516	I	N	512	Affordable Care Act (ACA) Public Health Training Centers Program	730810	Univ of Wash-Seattle
93.531	I	N	6,316	PPHF 2012: Community Transformation Grants and National Dissemination and Support for Community Transformation Grants - financed solely by 2012 Prevention and Public Health Funds	7009600025	Educat Serv Dist 112
93.600	D	N	511,214	Head Start		
93.600	I	N	85,579	Head Start	719100-NTI	Am Acad Pediatrics
93.600	I	N	692	Head Start	719100-UNC	Am Acad Pediatrics
93.601	D	N	343,817	Child Support Enforcement Demonstrations and Special Projects		
93.607	D	N	38,743	Affordable Care Act - Preparedness and Emergency Response Research Centers: A Public Health Systems Approach		
93.610	I	N	103,329	Health Care Innovation Awards (HCIA)	N/A	N3Cn NC Commun Care
93.631	D	N	20	Developmental Disabilities Projects of National Significance		
93.632	D	N	509,287	University Centers for Excellence in Developmental Disabilities Education, Research, and Service		
93.647	I	N	428	Social Services Research and Demonstration	UA12-052	Univ of Alabama-Tusc
93.648	D	N	292,654	Child Welfare Research Training or Demonstration		
93.670	D	N	15,979	Child Abuse and Neglect Discretionary Activities		
93.701	D	Y	81,762	ARRA - Trans-NIH Recovery Act Research Support		

**SCHEDULE OF EXPENDITURES OF FEDERAL AWARDS (BY STATE AGENCY)**

For the Fiscal Year Ended June 30, 2014

<b>Federal CFDA Number</b>	<b>Direct/ Indirect</b>	<b>ARRA</b>	<b>Program Disbursements</b>	<b>Program Title</b>	<b>Pass-Through Number</b>	<b>Pass-Through Entity Name</b>
93.701	I	Y	-5,297	ARRA - Trans-NIH Recovery Act Research Support	1-312-0212799	RTI
93.701	I	Y	22	ARRA - Trans-NIH Recovery Act Research Support	163997/303-4618	Duke Univ
93.701	I	Y	548	ARRA - Trans-NIH Recovery Act Research Support	2000784930	Johns Hopkins Univ
93.701	I	Y	10,651	ARRA - Trans-NIH Recovery Act Research Support	203-0662	Duke Univ Med Ctr
93.701	I	Y	33,087	ARRA - Trans-NIH Recovery Act Research Support	203-9432	Duke Univ
93.701	I	Y	-9,213	ARRA - Trans-NIH Recovery Act Research Support	24-6231-0186-00	Univ of Nebraska
93.701	I	Y	-631	ARRA - Trans-NIH Recovery Act Research Support	26051910-42776-	Stanford Univ
93.701	I	Y	-2,255	ARRA - Trans-NIH Recovery Act Research Support	60028291	Ohio State Univ
93.701	I	Y	20,857	ARRA - Trans-NIH Recovery Act Research Support	752621Z	Univ of Wash-Seattle
93.701	I	Y	11,841	ARRA - Trans-NIH Recovery Act Research Support	815510	Rsch Ins Natwide Chl
93.701	I	Y	3,674	ARRA - Trans-NIH Recovery Act Research Support	950700RSUB	Children's Hosp Phil
93.701	I	Y	-43	ARRA - Trans-NIH Recovery Act Research Support	951049RSUB	Children's Hosp Phil
93.701	I	Y	-299	ARRA - Trans-NIH Recovery Act Research Support	K00024-S1	Kitware Inc
93.701	I	Y	2,313	ARRA - Trans-NIH Recovery Act Research Support	P001015303	Univ of Minnesota
93.708	I	Y	-1,260	ARRA - Head Start	46900-621-V12UN	Georgia Early Care L
93.715	D	Y	-110,818	ARRA - Recovery Act Comparative Effectiveness Research - AHRQ		
93.715	I	Y	7,304	ARRA - Recovery Act Comparative Effectiveness Research - AHRQ	108219	Children's Hosp/Cinn
93.715	I	Y	-1,370	ARRA - Recovery Act Comparative Effectiveness Research - AHRQ	108219/31002385	Children's Hosp/Cinn
93.715	I	Y	-11	ARRA - Recovery Act Comparative Effectiveness Research - AHRQ	203-0681	Duke Univ
93.718	D	Y	2,545,558	ARRA - Health Information Technology Regional Extension Centers Program		
93.721	I	Y	19,791	ARRA - Health Information Technology Professionals in Health Care	302-9787	Duke Univ
93.726	I	Y	33,493	ARRA Accelerating Adoption of Comparative Effectiveness Research (CER)	171193/2039064	Duke Univ
93.726	I	Y	144,493	ARRA Accelerating Adoption of Comparative Effectiveness Research (CER)	4-0601	Palo Alto Med Fdn H
93.727	I	Y	88,129	ARRA - Health Information Technology - Beacon Communities	90BC0001/01	SO Piedm Comm Care P
93.730	D	Y	-16,881	ARRA Prevention Research Centers Comparative Effectiveness Research Program		
93.822	D	N	210,791	Health Careers Opportunity Program		
93.837	D	N	23,359,715	Cardiovascular Diseases Research		
93.837	I	N	48,208	Cardiovascular Diseases Research	0000926 (112946	Univ of Pittsburgh
93.837	I	N	8,532	Cardiovascular Diseases Research	0255-2754-4609	Mt Sinai Sch of Med
93.837	I	N	12,315	Cardiovascular Diseases Research	110855	Wake Forest Univ Sch Med
93.837	I	N	33,478	Cardiovascular Diseases Research	11530-FA87/13-2	Univ of S Carolina
93.837	I	N	66,521	Cardiovascular Diseases Research	153742	Duke Univ
93.837	I	N	32,610	Cardiovascular Diseases Research	165014	Univ Southern Califo
93.837	I	N	5,277	Cardiovascular Diseases Research	203-2282	Duke Univ Med Ctr
93.837	I	N	989	Cardiovascular Diseases Research	203-3202	Duke Univ
93.837	I	N	-9	Cardiovascular Diseases Research	26723	Georgia Hlth Sci Uni
93.837	I	N	112,003	Cardiovascular Diseases Research	3001303804	Univ of Michigan
93.837	I	N	111,940	Cardiovascular Diseases Research	302-0442	Duke Univ Med Ctr
93.837	I	N	70,358	Cardiovascular Diseases Research	303-4533	Duke Univ Med Ctr
93.837	I	N	67,797	Cardiovascular Diseases Research	310268	Albert Einstein Coll
93.837	I	N	50,617	Cardiovascular Diseases Research	431746-19467	Virginia Polytechnic Inst
93.837	I	N	49,548	Cardiovascular Diseases Research	45240550	Univ Southern Califo
93.837	I	N	43,175	Cardiovascular Diseases Research	5	Gramercy Rsch Group
93.837	I	N	12,878	Cardiovascular Diseases Research	5-29746/415311-	Univ of Rochester
93.837	I	N	31,170	Cardiovascular Diseases Research	561458	Univ of Pennsylvania
93.837	I	N	-4,996	Cardiovascular Diseases Research	60028980	Ohio State Univ
93.837	I	N	13,388	Cardiovascular Diseases Research	60036989	Ohio State Univ
93.837	I	N	16,471	Cardiovascular Diseases Research	60040818	Ohio State Univ
93.837	I	N	9,410	Cardiovascular Diseases Research	6763SC	Univ Calif-San Franc
93.837	I	N	516,694	Cardiovascular Diseases Research	710-9694	Miriam Hospital
93.837	I	N	23,891	Cardiovascular Diseases Research	739597	Univ of Wash-Seattle

**SCHEDULE OF EXPENDITURES OF FEDERAL AWARDS (BY STATE AGENCY)**

For the Fiscal Year Ended June 30, 2014

<b>Federal CFDA Number</b>	<b>Direct/ Indirect</b>	<b>ARRA</b>	<b>Program Disbursements</b>	<b>Program Title</b>	<b>Pass-Through Number</b>	<b>Pass-Through Entity Name</b>
93.837	I	N	15,687	Cardiovascular Diseases Research	740622	Univ of Wash-Seattle
93.837	I	N	-14,024	Cardiovascular Diseases Research	745975	Fred Hutchinsn Can
93.837	I	N	85,919	Cardiovascular Diseases Research	753790	Univ of Wash-Seattle
93.837	I	N	159,361	Cardiovascular Diseases Research	772441	Fred Hutchinsn Can
93.837	I	N	-4,725	Cardiovascular Diseases Research	9-526-5496	Albert Einstein Coll
93.837	I	N	-12,605	Cardiovascular Diseases Research	9920080096	Rand Corporation,Inc
93.837	I	N	98,530	Cardiovascular Diseases Research	N/A	Exemplar Genetics
93.837	I	N	195	Cardiovascular Diseases Research	N000550801	Univ of Minnesota
93.837	I	N	52,816	Cardiovascular Diseases Research	N002127502	Univ of Minnesota
93.837	I	N	79,267	Cardiovascular Diseases Research	P000640503	Univ of Minnesota
93.837	I	N	31,608	Cardiovascular Diseases Research	P001897402	Univ of Minnesota
93.837	I	N	51,270	Cardiovascular Diseases Research	P663626606	Univ of Minnesota
93.837	I	N	34,355	Cardiovascular Diseases Research	PO#2923304X/WU-	Wash Univ-St Louis
93.837	I	N	17,915	Cardiovascular Diseases Research	RES505771	Case Western Reserve
93.837	I	N	29	Cardiovascular Diseases Research	S607676	Emory Univ
93.837	I	N	4,521	Cardiovascular Diseases Research	SC280158UNC	Chld Hosp New Orlean
93.837	I	N	62,399	Cardiovascular Diseases Research	SR00002297	Univ MD-Baltimore
93.837	I	N	-1,912	Cardiovascular Diseases Research	W000362057/1001	Univ of Iowa
93.837	I	N	1,650	Cardiovascular Diseases Research	W000466683/1001	Univ of Iowa
93.837	I	N	39,268	Cardiovascular Diseases Research	WUHS 110854	Wake Forest Univ Sch Med
93.838	D	N	11,701,050	Lung Diseases Research		
93.838	I	N	515	Lung Diseases Research	000378244-001	Univ of Alabama-Birm
93.838	I	N	-10,000	Lung Diseases Research	0016623/116438-	Univ of Pittsburgh
93.838	I	N	47,678	Lung Diseases Research	10842SUB	Seattle Chld Rsch In
93.838	I	N	-212	Lung Diseases Research	1R41HL09529301A	Theralogics
93.838	I	N	28,691	Lung Diseases Research	2011-2546	Univ Calif-Irvine
93.838	I	N	-94	Lung Diseases Research	203-0394	Duke Univ
93.838	I	N	22,249	Lung Diseases Research	203-1647	Duke Univ
93.838	I	N	100,453	Lung Diseases Research	203-2603	Duke Univ
93.838	I	N	168,108	Lung Diseases Research	2032351	Duke Univ Med Ctr
93.838	I	N	85,896	Lung Diseases Research	2033418	Duke Univ
93.838	I	N	9,228	Lung Diseases Research	2039483	Duke Univ
93.838	I	N	50,484	Lung Diseases Research	4915SC	Univ Calif-San Franc
93.838	I	N	-1,475	Lung Diseases Research	558891	Univ of Pennsylvania
93.838	I	N	125,735	Lung Diseases Research	752648	Univ of Wash-Seattle
93.838	I	N	238,594	Lung Diseases Research	901487-UNC	Chld Hosp Chicago
93.838	I	N	-5	Lung Diseases Research	GC12067-140632	Univ of Virginia
93.838	I	N	-2,452	Lung Diseases Research	IN-4086445-UNC	Trustees Indiana Uni
93.838	I	N	23,812	Lung Diseases Research	IN-4086456-UNC	Iupui Indiana Purdue
93.838	I	N	28,857	Lung Diseases Research	IN-4686685-UNC	Indiana Univ
93.838	I	N	128,307	Lung Diseases Research	N/A	Case Western Reserve
93.838	I	N	116,710	Lung Diseases Research	RES507797	Case Western Reserve
93.839	D	N	8,909,266	Blood Diseases and Resources Research		
93.839	I	N	22,956	Blood Diseases and Resources Research	1/PO#1480701	ME College of Wi
93.839	I	N	28,818	Blood Diseases and Resources Research	1026762	Beth Israel Deacon M
93.839	I	N	40,691	Blood Diseases and Resources Research	203-0276	Duke Univ Med Ctr
93.839	I	N	-8	Blood Diseases and Resources Research	20469-01-01	Children's Hosp Phil
93.839	I	N	86,414	Blood Diseases and Resources Research	2046X-01-02/960	Children's Hosp Phil
93.839	I	N	-445	Blood Diseases and Resources Research	24-1106-0002-20	Univ of Nebraska
93.839	I	N	385,920	Blood Diseases and Resources Research	960819-RSUB/204	Children's Hosp Phil
93.839	I	N	129,830	Blood Diseases and Resources Research	A12099	Rensselaer Polytechn

**SCHEDULE OF EXPENDITURES OF FEDERAL AWARDS (BY STATE AGENCY)**

For the Fiscal Year Ended June 30, 2014

<b>Federal CFDA Number</b>	<b>Direct/ Indirect</b>	<b>ARRA</b>	<b>Program Disbursements</b>	<b>Program Title</b>	<b>Pass-Through Number</b>	<b>Pass-Through Entity Name</b>
93.839	I	N	113,307	Blood Diseases and Resources Research	A12470	Rensselaer Polytechn
93.839	I	N	1,658	Blood Diseases and Resources Research	N/A	Children's Hosp Phil
93.846	D	N	8,105,443	Arthritis, Musculoskeletal and Skin Diseases Research		
93.846	I	N	211,274	Arthritis, Musculoskeletal and Skin Diseases Research	1122-001	Maine Medical Center
93.846	I	N	21,272	Arthritis, Musculoskeletal and Skin Diseases Research	12-01091/101776	New York Univ
93.846	I	N	597	Arthritis, Musculoskeletal and Skin Diseases Research	238899 UNC-CHAP	Temple Univ
93.846	I	N	-280	Arthritis, Musculoskeletal and Skin Diseases Research	MUSC08-127	Med Univ of SC
93.846	I	N	22,516	Arthritis, Musculoskeletal and Skin Diseases Research	RX 4442-007-UNC	Georgetown Univ
93.847	D	N	22,038,574	Diabetes, Digestive, and Kidney Diseases Extramural Research		
93.847	I	N	82,678	Diabetes, Digestive, and Kidney Diseases Extramural Research	12-023-58090	Calif Polytech St Un
93.847	I	N	-1,391	Diabetes, Digestive, and Kidney Diseases Extramural Research	12-179296-06	Connecticut Child Med
93.847	I	N	689,900	Diabetes, Digestive, and Kidney Diseases Extramural Research	13-179296-14	Connecticut Child Med
93.847	I	N	44,184	Diabetes, Digestive, and Kidney Diseases Extramural Research	13070883-2	Cornell Medical Col
93.847	I	N	10,179	Diabetes, Digestive, and Kidney Diseases Extramural Research	14070977-01	Cornell Medical Col
93.847	I	N	76,706	Diabetes, Digestive, and Kidney Diseases Extramural Research	1R43DK093119-01	Novan Inc.
93.847	I	N	18,074	Diabetes, Digestive, and Kidney Diseases Extramural Research	1R43DK095640-01	G1 One Therapeutics
93.847	I	N	2,730	Diabetes, Digestive, and Kidney Diseases Extramural Research	2001815789	Johns Hopkins Univ
93.847	I	N	61,323	Diabetes, Digestive, and Kidney Diseases Extramural Research	203-0621	Duke Univ Med Ctr
93.847	I	N	42,754	Diabetes, Digestive, and Kidney Diseases Extramural Research	203-2789	Duke Univ
93.847	I	N	31,939	Diabetes, Digestive, and Kidney Diseases Extramural Research	20964-UNC	UCLA Biomedical Rsc
93.847	I	N	-4,535	Diabetes, Digestive, and Kidney Diseases Extramural Research	221566	Mass Gen Hosp
93.847	I	N	56,014	Diabetes, Digestive, and Kidney Diseases Extramural Research	222917	Mass Gen Hosp
93.847	I	N	15,699	Diabetes, Digestive, and Kidney Diseases Extramural Research	29474870-48907-	Stanford Univ
93.847	I	N	-2,337	Diabetes, Digestive, and Kidney Diseases Extramural Research	3	ME College of Wi
93.847	I	N	94,057	Diabetes, Digestive, and Kidney Diseases Extramural Research	3001310929	Univ of Michigan
93.847	I	N	14,453	Diabetes, Digestive, and Kidney Diseases Extramural Research	3001321183	Univ of Michigan
93.847	I	N	16,377	Diabetes, Digestive, and Kidney Diseases Extramural Research	3002498182	Univ of Michigan
93.847	I	N	2,177	Diabetes, Digestive, and Kidney Diseases Extramural Research	330182	Children's Hosp Phil
93.847	I	N	2,488	Diabetes, Digestive, and Kidney Diseases Extramural Research	330182/ 960973R	Children's Hosp Phil
93.847	I	N	2,653	Diabetes, Digestive, and Kidney Diseases Extramural Research	330182/960972RS	Children's Hosp Phil
93.847	I	N	30,804	Diabetes, Digestive, and Kidney Diseases Extramural Research	4	ME College of Wi
93.847	I	N	33	Diabetes, Digestive, and Kidney Diseases Extramural Research	424928	Children's Hosp/Bost
93.847	I	N	5,420	Diabetes, Digestive, and Kidney Diseases Extramural Research	479892	Children's Hosp/Bost
93.847	I	N	213,697	Diabetes, Digestive, and Kidney Diseases Extramural Research	535748	Children's Hosp/Bost
93.847	I	N	7,259	Diabetes, Digestive, and Kidney Diseases Extramural Research	754857	Univ of Wash-Seattle
93.847	I	N	-3,743	Diabetes, Digestive, and Kidney Diseases Extramural Research	805973	Cedars-Sinai Med Ctr
93.847	I	N	6,340	Diabetes, Digestive, and Kidney Diseases Extramural Research	960474RSUB/3301	Children's Hosp Phil
93.847	I	N	261	Diabetes, Digestive, and Kidney Diseases Extramural Research	960475RSUB/3301	Children's Hosp Phil
93.847	I	N	646	Diabetes, Digestive, and Kidney Diseases Extramural Research	DK095745	Connecticut Child Med
93.847	I	N	54,157	Diabetes, Digestive, and Kidney Diseases Extramural Research	N/A	Connecticut Child Med
93.847	I	N	251,748	Diabetes, Digestive, and Kidney Diseases Extramural Research	PO#1307860/IN46	Indiana Univ
93.847	I	N	30,198	Diabetes, Digestive, and Kidney Diseases Extramural Research	R01 DK092468	Oregon Research Inst
93.847	I	N	116,523	Diabetes, Digestive, and Kidney Diseases Extramural Research	R42DK074193-02A	Theralogics
93.847	I	N	49,912	Diabetes, Digestive, and Kidney Diseases Extramural Research	S-GRD1213-KR31	George Washington Un
93.847	I	N	368,337	Diabetes, Digestive, and Kidney Diseases Extramural Research	S-GRD1314-KR31	George Washington Un
93.847	I	N	5,786	Diabetes, Digestive, and Kidney Diseases Extramural Research	S630622	Emory Univ
93.847	I	N	26,396	Diabetes, Digestive, and Kidney Diseases Extramural Research	SITE 105 179995	Duke Clinical Rsch
93.847	I	N	24,005	Diabetes, Digestive, and Kidney Diseases Extramural Research	T2D-UNC	Southeast Technivent
93.847	I	N	118,352	Diabetes, Digestive, and Kidney Diseases Extramural Research	UNCDK095078	Penn State Univ
93.847	I	N	77,685	Diabetes, Digestive, and Kidney Diseases Extramural Research	WU-10-172	Wash Univ-St Louis
93.847	I	N	85,678	Diabetes, Digestive, and Kidney Diseases Extramural Research	WU-11-230/29116	Wash Univ-St Louis

**SCHEDULE OF EXPENDITURES OF FEDERAL AWARDS (BY STATE AGENCY)**

For the Fiscal Year Ended June 30, 2014

<b>Federal CFDA Number</b>	<b>Direct/ Indirect</b>	<b>ARRA</b>	<b>Program Disbursements</b>	<b>Program Title</b>	<b>Pass-Through Number</b>	<b>Pass-Through Entity Name</b>
93.853	D	N	10,464,206	Extramural Research Programs in the Neurosciences and Neurological Disorders		
93.853	I	N	-4,054	Extramural Research Programs in the Neurosciences and Neurological Disorders	0027698 (121489	Univ of Pittsburgh
93.853	I	N	1,189	Extramural Research Programs in the Neurosciences and Neurological Disorders	0314301/2259	Boston Med Ctr
93.853	I	N	108,962	Extramural Research Programs in the Neurosciences and Neurological Disorders	12-01805	New York Univ
93.853	I	N	4,646	Extramural Research Programs in the Neurosciences and Neurological Disorders	19449/G100121-1	Univ Cincinnati
93.853	I	N	80,902	Extramural Research Programs in the Neurosciences and Neurological Disorders	2259	Boston Med Ctr
93.853	I	N	18,499	Extramural Research Programs in the Neurosciences and Neurological Disorders	2921/2259	Boston Med Ctr
93.853	I	N	236	Extramural Research Programs in the Neurosciences and Neurological Disorders	416220	Univ of Rochester
93.853	I	N	182,196	Extramural Research Programs in the Neurosciences and Neurological Disorders	5600909926	Baylor Col Med
93.853	I	N	13,375	Extramural Research Programs in the Neurosciences and Neurological Disorders	753189	Univ of Wash-Seattle
93.853	I	N	2	Extramural Research Programs in the Neurosciences and Neurological Disorders	A07868 (M10A104	Yale Univ
93.853	I	N	-1,282	Extramural Research Programs in the Neurosciences and Neurological Disorders	K000841-00-S02	Kitware Inc
93.853	I	N	5,653	Extramural Research Programs in the Neurosciences and Neurological Disorders	N/A	Univ of Miami
93.853	I	N	33,319	Extramural Research Programs in the Neurosciences and Neurological Disorders	UNC NS060722	Penn State Univ
93.853	I	N	2,030	Extramural Research Programs in the Neurosciences and Neurological Disorders	WU-06-236	Wash Univ-St Louis
93.853	I	N	-5,487	Extramural Research Programs in the Neurosciences and Neurological Disorders	WU-08-196/PO#29	Wash Univ-St Louis
93.853	I	N	10,928	Extramural Research Programs in the Neurosciences and Neurological Disorders	WU-13-04/PO 291	Wash Univ-St Louis
93.855	D	N	61,494,219	Allergy, Immunology and Transplantation Research		
93.855	I	N	9,694	Allergy, Immunology and Transplantation Research	0000754179-2120	Fred Hutchinsn Can
93.855	I	N	3,724	Allergy, Immunology and Transplantation Research	0000754180-2120	Fred Hutchinsn Can
93.855	I	N	5,613	Allergy, Immunology and Transplantation Research	0000754469-2120	Fred Hutchinsn Can
93.855	I	N	2,135	Allergy, Immunology and Transplantation Research	0000782594-2120	Fred Hutchinsn Can
93.855	I	N	2,548	Allergy, Immunology and Transplantation Research	0000782595-2120	Fred Hutchinsn Can
93.855	I	N	2,548	Allergy, Immunology and Transplantation Research	0000782596-2120	Fred Hutchinsn Can
93.855	I	N	50,773	Allergy, Immunology and Transplantation Research	000372529-001	Univ of Alabama-Birm
93.855	I	N	213,415	Allergy, Immunology and Transplantation Research	000397076-011	Univ of Alabama-Birm
93.855	I	N	107,893	Allergy, Immunology and Transplantation Research	000421524-004	Univ of Alabama-Birm
93.855	I	N	6,164	Allergy, Immunology and Transplantation Research	0254-6998-4609	Mt Sinai Sch of Med
93.855	I	N	456,963	Allergy, Immunology and Transplantation Research	0254-6999-4609	Mt Sinai Sch of Med
93.855	I	N	189,950	Allergy, Immunology and Transplantation Research	1-340-0213085	RTI Rsch Triangle In
93.855	I	N	11,838	Allergy, Immunology and Transplantation Research	10466	Wake Forest Univ Sch Med
93.855	I	N	189,934	Allergy, Immunology and Transplantation Research	108084	Brigham Women's Hosp
93.855	I	N	6,652	Allergy, Immunology and Transplantation Research	108085	Brigham Women's Hosp
93.855	I	N	149,139	Allergy, Immunology and Transplantation Research	108088	Brigham Women's Hosp
93.855	I	N	36,389	Allergy, Immunology and Transplantation Research	108090	Brigham Women's Hosp
93.855	I	N	2,233	Allergy, Immunology and Transplantation Research	108273	Brigham Women's Hosp
93.855	I	N	112,898	Allergy, Immunology and Transplantation Research	108402	Brigham Women's Hosp
93.855	I	N	13,916	Allergy, Immunology and Transplantation Research	108488	Brigham Women's Hosp
93.855	I	N	23,625	Allergy, Immunology and Transplantation Research	108561	Brigham Women's Hosp
93.855	I	N	5,004	Allergy, Immunology and Transplantation Research	110007	Brigham Women's Hosp
93.855	I	N	24,874	Allergy, Immunology and Transplantation Research	110009	Brigham Women's Hosp
93.855	I	N	51,736	Allergy, Immunology and Transplantation Research	110014	Brigham Women's Hosp
93.855	I	N	58,614	Allergy, Immunology and Transplantation Research	110080	Brigham Women's Hosp
93.855	I	N	50	Allergy, Immunology and Transplantation Research	110233	Brigham Women's Hosp
93.855	I	N	7,412	Allergy, Immunology and Transplantation Research	110236	Brigham Women's Hosp
93.855	I	N	5,704	Allergy, Immunology and Transplantation Research	110238	Brigham Women's Hosp
93.855	I	N	280,809	Allergy, Immunology and Transplantation Research	110256	Brigham Women's Hosp
93.855	I	N	24,023	Allergy, Immunology and Transplantation Research	114621-5067469	Harvard Sch Pub Hlth
93.855	I	N	285,965	Allergy, Immunology and Transplantation Research	1186603	Dana-Farber Cancer
93.855	I	N	1,642	Allergy, Immunology and Transplantation Research	130219/PO#31002	Children's Hosp/Cinn
93.855	I	N	18,990	Allergy, Immunology and Transplantation Research	1R43AI096569-01	Novan Inc.



**SCHEDULE OF EXPENDITURES OF FEDERAL AWARDS (BY STATE AGENCY)**

For the Fiscal Year Ended June 30, 2014

<b>Federal CFDA Number</b>	<b>Direct/ Indirect</b>	<b>ARRA</b>	<b>Program Disbursements</b>	<b>Program Title</b>	<b>Pass-Through Number</b>	<b>Pass-Through Entity Name</b>
93.855	I	N	21,678	Allergy, Immunology and Transplantation Research	2	Trust Columbia Univ NY
93.855	I	N	1,955,719	Allergy, Immunology and Transplantation Research	2000098352	Johns Hopkins Univ
93.855	I	N	190,074	Allergy, Immunology and Transplantation Research	2001935242	Johns Hopkins Univ
93.855	I	N	81,296	Allergy, Immunology and Transplantation Research	2002115654	Johns Hopkins Univ
93.855	I	N	343,879	Allergy, Immunology and Transplantation Research	2009-2312	Univ Calif-Irvine
93.855	I	N	-1,489	Allergy, Immunology and Transplantation Research	203-0868	Duke Univ
93.855	I	N	-2,279	Allergy, Immunology and Transplantation Research	203-0870	Duke Univ
93.855	I	N	-2,649	Allergy, Immunology and Transplantation Research	203-0872	Duke Univ
93.855	I	N	189,514	Allergy, Immunology and Transplantation Research	203-1099	Duke Univ
93.855	I	N	11,996	Allergy, Immunology and Transplantation Research	203-2315	Duke Univ Med Ctr
93.855	I	N	138,188	Allergy, Immunology and Transplantation Research	203-2319/203-13	Duke Univ Med Ctr
93.855	I	N	19,494	Allergy, Immunology and Transplantation Research	2031965	Duke Univ Med Ctr
93.855	I	N	94,858	Allergy, Immunology and Transplantation Research	2032654	Duke Univ
93.855	I	N	210,255	Allergy, Immunology and Transplantation Research	2033193	Duke Univ Med Ctr
93.855	I	N	960	Allergy, Immunology and Transplantation Research	212022-S4473	Fred Hutchinsn Can
93.855	I	N	2,658	Allergy, Immunology and Transplantation Research	212022-S4475	Fred Hutchinsn Can
93.855	I	N	45	Allergy, Immunology and Transplantation Research	212022-S4913	Fred Hutchinsn Can
93.855	I	N	134,607	Allergy, Immunology and Transplantation Research	2835409/P40669	Imperia Coleg London
93.855	I	N	9,322	Allergy, Immunology and Transplantation Research	302-0478	Duke Univ Med Ctr
93.855	I	N	37,905	Allergy, Immunology and Transplantation Research	302-0567	Duke Univ Med Ctr
93.855	I	N	381	Allergy, Immunology and Transplantation Research	303-5613	Duke Univ
93.855	I	N	129,557	Allergy, Immunology and Transplantation Research	4500001410	Boston Univ
93.855	I	N	25,909	Allergy, Immunology and Transplantation Research	4500001411	Boston Univ
93.855	I	N	7,409	Allergy, Immunology and Transplantation Research	473K174	Univ Wisconsin
93.855	I	N	87,906	Allergy, Immunology and Transplantation Research	490K582	Univ Wisconsin-Madis
93.855	I	N	150,378	Allergy, Immunology and Transplantation Research	559406	Univ of Pennsylvania
93.855	I	N	73,007	Allergy, Immunology and Transplantation Research	5R44AI084284-04	G-Zero Therapeutics
93.855	I	N	94,036	Allergy, Immunology and Transplantation Research	638915	Univ of Wash-Seattle
93.855	I	N	-14,665	Allergy, Immunology and Transplantation Research	7228	Magee Women Rsh Inst
93.855	I	N	52,458	Allergy, Immunology and Transplantation Research	7281	Magee Women Rsh Inst
93.855	I	N	130,261	Allergy, Immunology and Transplantation Research	7289	Magee Women Rsh Inst
93.855	I	N	-365	Allergy, Immunology and Transplantation Research	736772	Univ of Wash-Seattle
93.855	I	N	1	Allergy, Immunology and Transplantation Research	737103	Fred Hutchinsn Can
93.855	I	N	1	Allergy, Immunology and Transplantation Research	737206	Fred Hutchinsn Can
93.855	I	N	162	Allergy, Immunology and Transplantation Research	739817	Fred Hutchinsn Can
93.855	I	N	4,382	Allergy, Immunology and Transplantation Research	739819	Fred Hutchinsn Can
93.855	I	N	210,614	Allergy, Immunology and Transplantation Research	749398	Univ of Wash-Seattle
93.855	I	N	178,583	Allergy, Immunology and Transplantation Research	754876	Univ of Wash-Seattle
93.855	I	N	15,005	Allergy, Immunology and Transplantation Research	759220	Univ of Wash-Seattle
93.855	I	N	27,766	Allergy, Immunology and Transplantation Research	769695	Fred Hutchinsn Can
93.855	I	N	12,500	Allergy, Immunology and Transplantation Research	7837SC	Univ Calif San Franc
93.855	I	N	-4,262	Allergy, Immunology and Transplantation Research	9-526-6257	Albert Einstein Coll
93.855	I	N	508,808	Allergy, Immunology and Transplantation Research	9004157 UNCCCH B	Oregon Hlth Sciences
93.855	I	N	4,283	Allergy, Immunology and Transplantation Research	9500301461	Boston Univ
93.855	I	N	5,843	Allergy, Immunology and Transplantation Research	9500301463	Boston Univ
93.855	I	N	66,289	Allergy, Immunology and Transplantation Research	AI068641	Inst Clinical Rsch
93.855	I	N	742	Allergy, Immunology and Transplantation Research	AVGTIO103	Oregon Hlth Sciences
93.855	I	N	-11,045	Allergy, Immunology and Transplantation Research	BRS-ACURE-Q-06-	Social & Scientific
93.855	I	N	29,196	Allergy, Immunology and Transplantation Research	FY14ITN008	Benaroya Rsch Inst
93.855	I	N	14,696	Allergy, Immunology and Transplantation Research	ITN050AD	Benaroya Rsch Inst
93.855	I	N	412,225	Allergy, Immunology and Transplantation Research	N/A	Brigham Women's Hosp

**SCHEDULE OF EXPENDITURES OF FEDERAL AWARDS (BY STATE AGENCY)**

For the Fiscal Year Ended June 30, 2014

<b>Federal CFDA Number</b>	<b>Direct/ Indirect</b>	<b>ARRA</b>	<b>Program Disbursements</b>	<b>Program Title</b>	<b>Pass-Through Number</b>	<b>Pass-Through Entity Name</b>
93.855	I	N	21,049	Allergy, Immunology and Transplantation Research	P66162854R	Univ of Minnesota
93.855	I	N	66,571	Allergy, Immunology and Transplantation Research	PO#2001317148	Johns Hopkins Univ
93.855	I	N	485,832	Allergy, Immunology and Transplantation Research	PO#2001935242	Johns Hopkins Univ
93.855	I	N	38,635	Allergy, Immunology and Transplantation Research	PO#2923289X/WU-	Wash Univ-St Louis
93.855	I	N	60,555	Allergy, Immunology and Transplantation Research	S(GG008377)	Columbia Univ
93.855	I	N	179,448	Allergy, Immunology and Transplantation Research	W000474787-1001	Univ of Iowa
93.856	D	N	2,509	Microbiology and Infectious Diseases Research		
93.859	D	N	27,134,452	Biomedical Research and Research Training		
93.859	I	N	92,782	Biomedical Research and Research Training	0023300(122281-	Univ of Pittsburgh
93.859	I	N	15	Biomedical Research and Research Training	154181	Duke Univ
93.859	I	N	13,256	Biomedical Research and Research Training	203-1083	Duke Univ
93.859	I	N	17,773	Biomedical Research and Research Training	203-1990	Duke Univ Med Ctr
93.859	I	N	125,405	Biomedical Research and Research Training	203-3125	Duke Univ Med Ctr
93.859	I	N	6,563	Biomedical Research and Research Training	212851A	Univ of Oregon
93.859	I	N	79,035	Biomedical Research and Research Training	2140	Princeton Univ
93.859	I	N	135,415	Biomedical Research and Research Training	2141	Princeton Univ
93.859	I	N	364,865	Biomedical Research and Research Training	412K285	Univ Wisconsin
93.859	I	N	-238	Biomedical Research and Research Training	5 U01 GM094663-	Burnham Inst,
93.859	I	N	148,710	Biomedical Research and Research Training	55631-11504-UNC	Burnham Inst,
93.859	I	N	28,868	Biomedical Research and Research Training	60036168	Ohio State Univ
93.859	I	N	112,364	Biomedical Research and Research Training	61-0859UNC	Michigan St Univ
93.859	I	N	89,155	Biomedical Research and Research Training	659298	Jackson Laboratory
93.859	I	N	-340	Biomedical Research and Research Training	9-526-2457	Albert Einstein Coll
93.859	I	N	108,590	Biomedical Research and Research Training	9003879 (120682	Univ of Pittsburgh
93.859	I	N	-25,797	Biomedical Research and Research Training	9004929	Univ of Pittsburgh
93.859	I	N	4,902	Biomedical Research and Research Training	FY2012-096	Univ of Kansas
93.859	I	N	740	Biomedical Research and Research Training	M8446041102	Univ of Minnesota
93.859	I	N	68,243	Biomedical Research and Research Training	MUSC12-032	Med Univ of SC
93.859	I	N	51,773	Biomedical Research and Research Training	N/A	Cell Microsystems
93.859	I	N	253,948	Biomedical Research and Research Training	PO# 201720	Jackson Laboratory
93.859	I	N	50,369	Biomedical Research and Research Training	PO# 201776	Jackson Laboratory
93.859	I	N	7,730	Biomedical Research and Research Training	PO#200103	Jackson Laboratory
93.859	I	N	3,130	Biomedical Research and Research Training	R-11-0032	Univ of Houston
93.865	D	N	24,089,363	Child Health and Human Development Extramural Research		
93.865	I	N	-3,205	Child Health and Human Development Extramural Research	000312141-002	Univ of Alabama-Birm
93.865	I	N	145,329	Child Health and Human Development Extramural Research	000378020-001	Univ of Alabama-Birm
93.865	I	N	90,451	Child Health and Human Development Extramural Research	000388010-011	Univ of Alabama-Birm
93.865	I	N	46,201	Child Health and Human Development Extramural Research	000500716-001	Univ of Alabama-Birm
93.865	I	N	135,339	Child Health and Human Development Extramural Research	000503311-001	Univ of Alabama-Birm
93.865	I	N	1,102	Child Health and Human Development Extramural Research	1-312-0213113	RTI Rsch Triangle In
93.865	I	N	50,431	Child Health and Human Development Extramural Research	1-312-0213113/8	RTI Rsch Triangle In
93.865	I	N	67,634	Child Health and Human Development Extramural Research	14-NIH-1039	Duke Univ
93.865	I	N	40,449	Child Health and Human Development Extramural Research	14-NIH-1097	Duke Univ
93.865	I	N	118,102	Child Health and Human Development Extramural Research	1547811	Univ of Colorado
93.865	I	N	19,024	Child Health and Human Development Extramural Research	1R01HD072705-01	Eastern VA Med Sch
93.865	I	N	19,578	Child Health and Human Development Extramural Research	2012-2745	Univ Calif-Irvine
93.865	I	N	-3,451	Child Health and Human Development Extramural Research	203-1829	Duke Univ Med Ctr
93.865	I	N	15,864	Child Health and Human Development Extramural Research	203-2840	Duke Univ Med Ctr
93.865	I	N	14,048	Child Health and Human Development Extramural Research	3001978337	Univ of Michigan
93.865	I	N	126,664	Child Health and Human Development Extramural Research	40-4131/UNC	Nat Bureau Econ Res
93.865	I	N	32,338	Child Health and Human Development Extramural Research	4243-UNC-DHHS-0	Penn State Univ

**SCHEDULE OF EXPENDITURES OF FEDERAL AWARDS (BY STATE AGENCY)**

For the Fiscal Year Ended June 30, 2014

<b>Federal CFDA Number</b>	<b>Direct/ Indirect</b>	<b>ARRA</b>	<b>Program Disbursements</b>	<b>Program Title</b>	<b>Pass-Through Number</b>	<b>Pass-Through Entity Name</b>
93.865	I	N	26,044	Child Health and Human Development Extramural Research	554599	Univ of Wash-Seattle
93.865	I	N	142,264	Child Health and Human Development Extramural Research	60032241 UNC	Northwestern U Traf
93.865	I	N	147,908	Child Health and Human Development Extramural Research	727265	Univ of Wash-Seattle
93.865	I	N	114,083	Child Health and Human Development Extramural Research	9373	Women Infant Hosp Ri
93.865	I	N	17,753	Child Health and Human Development Extramural Research	GC12123-139438	Univ of Virginia
93.865	I	N	352,916	Child Health and Human Development Extramural Research	N/A	Duke Univ Med Ctr
93.865	I	N	63,598	Child Health and Human Development Extramural Research	PD301855-SC1024	VA Commonwealth Univ
93.865	I	N	10,557	Child Health and Human Development Extramural Research	PD302900-SC1052	VA Commonwealth Univ
93.865	I	N	33,168	Child Health and Human Development Extramural Research	R667020/1087411	Research Fdn of Suny
93.865	I	N	4,861	Child Health and Human Development Extramural Research	S826076	Emory Univ
93.865	I	N	12,367	Child Health and Human Development Extramural Research	UA12-051	Univ of Alabama-Tusc
93.865	I	N	57,128	Child Health and Human Development Extramural Research	VUMC35301	Vanderbilt Univ Med C
93.865	I	N	4,624	Child Health and Human Development Extramural Research	WU-14-234	Wash Univ-St Louis
93.866	D	N	4,258,956	Aging Research		
93.866	I	N	708	Aging Research	0255-2161-4609	Mt Sinai Sch of Med
93.866	I	N	260,904	Aging Research	13-NIH-1080	Duke Univ
93.866	I	N	18,679	Aging Research	2001442722	Johns Hopkins Univ
93.866	I	N	6,308	Aging Research	203-3340	Duke Univ
93.866	I	N	4,806	Aging Research	23030.914940.66	Cty Hope Nat Med Ctr
93.866	I	N	154,701	Aging Research	60037614	Ohio State Univ
93.866	I	N	30,956	Aging Research	90055	Hebrew Rehab Ctr
93.866	I	N	143,686	Aging Research	A12418	Rensselaer Polytechn
93.866	I	N	-730	Aging Research	N/A	Vortant Technologies
93.866	I	N	113,901	Aging Research	PO#50025514	Univ Southern Califo
93.866	I	N	102,051	Aging Research	RR540-176/49421	Univ of Georgia
93.867	D	N	2,558,970	Vision Research		
93.867	I	N	-14	Vision Research	0255-5081-4609	Mt Sinai Sch of Med
93.867	I	N	-848	Vision Research	10018990-01	Univ of Utah
93.867	I	N	20,842	Vision Research	1R41EY021943-01	Vascular Pharmaceuti
93.867	I	N	6,792	Vision Research	2000133834	Johns Hopkins Univ
93.867	I	N	10,265	Vision Research	2000540260	Johns Hopkins Univ
93.867	I	N	72,329	Vision Research	2001536656	Johns Hopkins Univ
93.867	I	N	7,637	Vision Research	PO #0000159964	Univ of Utah
93.867	I	N	15,771	Vision Research	W000569242	Univ of Iowa
93.879	D	N	7	Medical Library Assistance		
93.879	I	N	65,995	Medical Library Assistance	10028048-01	Univ of Utah
93.884	D	N	372,608	Grants for Primary Care Training and Enhancement		
93.918	D	N	596,833	Grants to Provide Outpatient Early Intervention Services with Respect to HIV Disease		
93.928	D	N	519,805	Special Projects of National Significance		
93.941	D	N	-1,845	HIV Demonstration, Research, Public and Professional Education Projects		
93.941	I	N	-5,802	HIV Demonstration, Research, Public and Professional Education Projects	115793	Wake Forest Univ
93.943	D	N	333,278	Epidemiologic Research Studies of Acquired Immunodeficiency Syndrome (AIDS) and Human Immunodeficiency Virus (HIV) Infection in Selected Population Groups		
93.945	D	N	678,562	Assistance Programs for Chronic Disease Prevention and Control		
93.964	D	N	-457	Prevention and Public Health Fund (PPHF) Public Health Traineeships		
93.969	D	N	418,570	PPHF-2012 Geriatric Education Centers		
93.989	D	N	2,660,864	International Research and Research Training		
93.989	I	N	45,032	International Research and Research Training	5-R25TW008981-0	Stellenbosch Univer
93.989	I	N	28,559	International Research and Research Training	60035474 UNC	Northwestern Univ Traf

**SCHEDULE OF EXPENDITURES OF FEDERAL AWARDS (BY STATE AGENCY)**

For the Fiscal Year Ended June 30, 2014

<b>Federal CFDA Number</b>	<b>Direct/ Indirect</b>	<b>ARRA</b>	<b>Program Disbursements</b>	<b>Program Title</b>	<b>Pass-Through Number</b>	<b>Pass-Through Entity Name</b>
93.989	I	N	20,331	International Research and Research Training	61-0012UNC	Michigan St Univ
93.989	I	N	50,306	International Research and Research Training	N/A	Univ of Zambia
93.989	I	N	3,559	International Research and Research Training	VUMC 34750	Vanderbilt Univ Med C
93.989	I	N	547	International Research and Research Training	VUMC 38477	Vanderbilt Univ Med C
93.989	I	N	31,020	International Research and Research Training	VUMC 39590	Vanderbilt Univ Med C
93.989	I	N	-4,795	International Research and Research Training	VUMC35568	Vanderbilt Univ Med C
93.991	I	N	7,881	Preventive Health and Health Services Block Grant	N/A	NE Dept SS
93.999	D	N	42,678	Test for Suppression Effects of Advanced Energy		
94.006	D	N	-87	AmeriCorps		
97	I	N	155,618	U. S. Department of Homeland Security	12-DHS-1035	Duke Univ
97	I	N	44,678	U. S. Department of Homeland Security	JCVI-13-010	J Craig Venter Inst
97	I	N	22,982	U. S. Department of Homeland Security	N/A	Natrl Hazard Mitigat
97.044	D	N	257,289	Assistance to Firefighters Grant		
97.061	D	N	2,174,843	Centers for Homeland Security		
97.061	I	N	2,259	Centers for Homeland Security	2102298-03	Stevens Inst Tech
97.122	D	N	3,397,511	Bio-Preparedness Collaboratory		
98	D	N	45,934,788	United States Agency for International Development		
98	I	N	29,370	United States Agency for International Development	0437.0158/80527	Family Health Intl
98	I	N	-6,970	United States Agency for International Development	08-UNC-97	Kenan Institute Asia
98	I	N	36,910	United States Agency for International Development	5305/2001208292	Johns Hopkins Univ
98	I	N	433,476	United States Agency for International Development	6015-S03	Westat
98	I	N	70,567	United States Agency for International Development	AID-623-A-12-00	IntraHealth
98	I	N	41,522	United States Agency for International Development	N/A	Right To Care
98	I	N	429,057	United States Agency for International Development	PPC-11-119	Eastern Va Med Sch
98	I	N	8,401	United States Agency for International Development	PPC-11-128	Eastern Va Med Sch
98	I	N	178,451	United States Agency for International Development	PPC-12-159	Eastern Va Med Sch
98	I	N	108,274	United States Agency for International Development	UNC001	Witkoppen Hlth Welfa
98.001	I	N	61,522	USAID Foreign Assistance for Programs Overseas	CCRDACD0006	Engiligy Corporation
98.012	I	N	188,867	USAID Development Partnerships for University Cooperation and Development	HED060-9748-LAC	Higher Educat Develo
99	D	N	354,379	Other Federal Assistance		
			<u>842,901,076</u>	Total — University of North Carolina at Chapel Hill		

**University of North Carolina at Charlotte**

10	D	N	3,134	U. S. Department of Agriculture		
10.310	D	N	194,646	Agriculture and Food Research Initiative (AFRI)		
10.652	D	N	10,359	Forestry Research		
11	I	N	75,398	U. S. Department of Commerce	70NANB13H192	Edison Welding Institute
11.481	I	N	20,459	Educational Partnership Program	003499-C3862	Florida A&M Univ
11.609	D	N	298,797	Measurement and Engineering Research and Standards		
12	D	N	355,230	U. S. Department of Defense		
12	I	N	3,818	U. S. Department of Defense	178504	Battelle Memorial Inst
12	I	N	69,255	U. S. Department of Defense	245450-1	Los Alamos National Sec
12	I	N	152,426	U. S. Department of Defense	2975-07-0530	Point One, LLC
12	I	N	3,807	U. S. Department of Defense	2975-14-0749	Nanohmics, Inc.
12	I	N	42,526	U. S. Department of Defense	2975-2012-0598	Irflex Corporation
12	I	N	112,932	U. S. Department of Defense	4300080655	B&W Y-12
12	I	N	17	U. S. Department of Defense	948-7558-201-2004604	Clemson Univ
12	I	N	15,321	U. S. Department of Defense	GC5464	Geosyntec Consultants
12	I	N	15,527	U. S. Department of Defense	PO157466	Univ of Southern Cal
12	I	N	11,540	U. S. Department of Defense	SB1204-001-7	Spectral Energies, LLC
12	I	N	12,612	U. S. Department of Defense	Sotera-SA-FY11-032	Sotera Defense Solutions

**SCHEDULE OF EXPENDITURES OF FEDERAL AWARDS (BY STATE AGENCY)**

For the Fiscal Year Ended June 30, 2014

<b>Federal CFDA Number</b>	<b>Direct/ Indirect</b>	<b>ARRA</b>	<b>Program Disbursements</b>	<b>Program Title</b>	<b>Pass-Through Number</b>	<b>Pass-Through Entity Name</b>
12	I	N	18,764	U. S. Department of Defense	TSC-1034-34141	Technology Svs Corp
12.300	D	N	583,294	Basic and Applied Scientific Research		
12.300	I	N	20,586	Basic and Applied Scientific Research	201323A	Florida Institute of Tech
12.351	I	N	54,635	Basic Scientific Research-Combating Weapons of Mass Destruction	60040194	OSU Research Fnd
12.431	D	N	969,554	Basic Scientific Research		
12.431	I	N	179,193	Basic Scientific Research	NA	Univ of Illinois
12.630	D	N	112,181	Basic, Applied, and Advanced Research in Science and Engineering		
12.630	I	N	15,190	Basic, Applied, and Advanced Research in Science and Engineering	DOE SEP-5-12	Academy of Applied Science
12.800	D	N	612,543	Air Force Defense Research Sciences Program		
12.800	I	N	176,815	Air Force Defense Research Sciences Program	UF-EIES-1202005-UNC	Univ of Florida
12.901	I	N	4,131	Mathematical Sciences Grants Program	245153	Simons Foundation
12.902	D	N	4,333	Information Security Grant Program		
13	I	N	24,588	U. S. Central Intelligence Agency	411259706	Purdue Univ
14.703	I	N	70,605	Sustainable Communities Regional Planning Grant Program	5811-01/5811-02	Centralina Council of Govt
15.608	I	N	41,160	Fish and Wildlife Management Assistance	40181AJ186	Mississippi State Univ
17.282	D	N	169,716	Trade Adjustment Assistance Community College and Career Training (TAACCT) Grants		
17.502	D	N	23,088	Occupational Safety and Health-Susan Harwood Training Grants		
20.931	D	N	155,361	Transportation Planning, Research and Education		
43.001	D	N	4,747	Science		
43.008	D	N	979	Education		
45.160	D	N	486	Promotion of the Humanities-Fellowships and Stipends		
45.160	I	N	33,299	Promotion of the Humanities-Fellowships and Stipends	Letter Dated 2/28/13	Mass Historical Society
45.163	D	N	1,150	Promotion of the Humanities-Professional Development		
47.041	D	N	1,348,622	Engineering Grants		
47.041	I	N	86,725	Engineering Grants	00006051/1469963	UC-Berkeley
47.041	I	N	48,911	Engineering Grants	1158-7558-26-2006281	Clemson Univ
47.041	I	N	43,539	Engineering Grants	1617-206-2008989	Clemson Univ
47.041	I	N	15,382	Engineering Grants	478496-19773	Virginia Polytechnic Inst
47.041	I	N	3,426	Engineering Grants	GF-1667-2	Univ of North Texas
47.041	I	N	3,435	Engineering Grants	SUB082112/0003361	Univ of Rhode Island
47.049	D	N	809,105	Mathematical and Physical Sciences		
47.049	I	N	70,912	Mathematical and Physical Sciences	1001217-UNCC	Univ of Wyoming
47.050	D	N	45,569	Geosciences		
47.070	D	N	2,681,200	Computer and Information Science and Engineering		
47.070	I	N	7,813	Computer and Information Science and Engineering	00000195 (PO#P254493)	Brown Univ
47.070	I	N	1,475	Computer and Information Science and Engineering	09-059	Arizona State Univ
47.070	I	N	7,777	Computer and Information Science and Engineering	RD199-G2	Georgia Institute of Technology
47.074	D	N	440,393	Biological Sciences		
47.074	I	N	31,513	Biological Sciences	RC371-226-4941666	Univ of Georgia Res Fnd
47.075	D	N	403,874	Social, Behavioral, and Economic Sciences		
47.075	I	N	14,739	Social, Behavioral, and Economic Sciences	8(GG0028707)	Columbia Univ SUNY
47.076	D	N	1,756,300	Education and Human Resources		
47.076	I	N	26,094	Education and Human Resources	1348810-12-UNC	Horizon
47.076	I	N	68,105	Education and Human Resources	4101-48922	Purdue Univ
47.076	I	N	24,438	Education and Human Resources	92-NC08-NSF2013	Natl Writing Project Corp
47.076	I	N	1,249	Education and Human Resources	Agreement dated 6/17/13	Stevens Inst of Technol
47.076	I	N	17,292	Education and Human Resources	G001103-7505	Southern Methodist Univ
47.079	I	N	7,461	Office of International and Integrative Activities	202200545-02	Florida International Univ
47.079	I	N	65	Office of International and Integrative Activities	UKB1-7109-TE-13	CRDF Global
47.080	D	N	159,726	Office of Cyberinfrastructure		

**SCHEDULE OF EXPENDITURES OF FEDERAL AWARDS (BY STATE AGENCY)**

For the Fiscal Year Ended June 30, 2014

<b>Federal CFDA Number</b>	<b>Direct/ Indirect</b>	<b>ARRA</b>	<b>Program Disbursements</b>	<b>Program Title</b>	<b>Pass-Through Number</b>	<b>Pass-Through Entity Name</b>
47.082	D	N	480,001	Trans-NSF Recovery Act Reasearch Support		
66.509	I	N	9,922	Science To Achieve Results (STAR) Research Program	8000001508.2	Texas State Univ-San Marcos
66.516	D	N	83	P3 Award: National Student Design Competition for Sustainability		
66.808	I	N	1,475	Solid Waste Management Assistance Grants	2975-2013-0036	Green Blue Institute, Inc.
81	I	N	31,799	U. S. Department of Energy	AEJ-2-11809-19	Natl Renewable Energy Lab
81.042	D	N	142,494	Weatherization Assistance for Low-Income Persons		
81.049	D	N	61,630	Office of Science Financial Assistance Program		
81.087	I	N	68,847	Renewable Energy Research and Development	10001630	EPRI
81.087	I	N	104,804	Renewable Energy Research and Development	Service Agreement 1/1/13	SineWatts
81.089	I	N	13,009	Fossil Energy Research and Development	000278412-006	Univ Alabama-Birm
81.129	D	N	223,194	Energy Efficiency and Renewable Energy Technology Deployment, Demonstration and Commercializator		
84	I	N	204,785	U. S. Department of Education	ED-IES-11-C-0027	Attainment Company, Inc
84	I	N	20,886	U. S. Department of Education	PO#9030849	Charlotte Mecklenburg BOE
84.007	D	N	605,788	Federal Supplemental Educational Opportunity Grants		
84.033	D	N	665,884	Federal Work-Study Program		
84.038	D	N	6,872,490	Federal Perkins Loan Program-Federal Capital Contributions		
84.042	D	N	258,834	TRIO-Student Support Services		
84.063	D	N	37,201,541	Federal Pell Grant Program		
84.116	D	N	74,133	Fund for the Improvement of Postsecondary Education		
84.200	D	N	21,430	Graduate Assistance in Areas of National Need		
84.268	D	N	130,632,420	Federal Direct Student Loans		
84.324	D	N	862,114	Research in Special Education		
84.324	I	N	242,548	Research in Special Education	224311A	Univ of Oregon
84.324	I	N	5,262	Research in Special Education	5-000561	Univ of California-Riverside
84.325	D	N	698,303	Special Education-Personnel Development to Improve Services and Results for Children with Disabilities		
84.326	D	N	941,299	Special Education-Technical Assistance and Dissemination to Improve Services and Results for Children with Disabilities		
84.326	I	N	1,352	Special Education-Technical Assistance and Dissemination to Improve Services and Results for Children with Disabilities	224440D	Univ of Oregon
84.326	I	N	75,311	Special Education-Technical Assistance and Dissemination to Improve Services and Results for Children with Disabilities	FY2013-039	Univ of Kansas Cntr Rsch
84.367	I	N	22,933	Improving Teacher Quality State Grants	92-NC08-SEED2012	National Writing Project
84.373	I	N	455,294	Special Education-Technical Assistance on State Data Collection	A001945802	Univ of Minnesota
93.110	I	N	42,816	Maternal and Child Health Federal Consolidated Programs	RS20110719-02	Univ of Oklahoma
93.124	D	N	32,706	Nurse Anesthetist Traineeships		
93.226	I	N	13,000	Research on Healthcare Costs, Quality and Outcomes	WFUHS 118165	Wake Forest Univ HS
93.286	D	N	10,000	Discovery and Applied Research for Technological Innovations to Improve Human Health		
93.307	I	N	84,537	Minority Health and Health Disparities Research	DOE 9/11/13	Carolinas Medical Center
93.307	I	N	8,356	Minority Health and Health Disparities Research	RN0078-2013-001	Univ of North Texas
93.359	I	N	45,352	Nurse Education, Practice Quality and Retention Grants	1518988	Univ of Illinois
93.389	D	N	230,123	National Center for Research Resources		
93.393	D	N	32,546	Cancer Cause and Prevention Research		
93.393	I	N	18,199	Cancer Cause and Prevention Research	WFUHS 558377	Wake Forest Univ HS
93.394	I	N	7,004	Cancer Detection and Diagnosis Research	223808	Mass General Hospital
93.394	I	N	15,479	Cancer Detection and Diagnosis Research	261601-83-61	Univ of Texas-Arlington
93.395	D	N	374,270	Cancer Treatment Research		
93.396	D	N	200,161	Cancer Biology Research		
93.399	I	N	82,472	Cancer Control	215250A	Univ of Oregon
93.701	D	N	82,666	Trans-NIH Recovery Act Research Support		

**SCHEDULE OF EXPENDITURES OF FEDERAL AWARDS (BY STATE AGENCY)**

For the Fiscal Year Ended June 30, 2014

<b>Federal CFDA Number</b>	<b>Direct/ Indirect</b>	<b>ARRA</b>	<b>Program Disbursements</b>	<b>Program Title</b>	<b>Pass-Through Number</b>	<b>Pass-Through Entity Name</b>
93.837	I	N	68,159	Cardiovascular Diseases Research	VUMC42078	Vanderbilt Univ
93.846	I	N	6,739	Arthritis, Musculoskeletal and Skin Diseases Research	3048108355-12-317	Univ of Kentucky Rsch Fdn
93.846	I	N	17,872	Arthritis, Musculoskeletal and Skin Diseases Research	7R03AR061561	Ithaca College
93.853	D	N	693,412	Extramural Research Programs in the Neurosciences and Neurological Disorders		
93.853	I	N	11,998	Extramural Research Programs in the Neurosciences and Neurological Disorders	Project #11118	Georgia Southern Univ
93.855	I	N	89,425	Allergy, Immunology and Transplantation Research	769699	Fred Hutchinson Cancer Center
93.859	D	N	693,655	Biomedical Research and Research Training		
93.866	I	N	29,540	Aging Research	2011-23	Davidson College
93.925	D	N	592,460	Scholarships for Health Professions Students from Disadvantaged Backgrounds		
93.941	D	N	263,011	HIV Demonstration, Research, Public and Professional Education Projects		
97.061	I	N	200,438	Centers for Homeland Security	4112-51775	Purdue Univ
97.061	I	N	48,140	Centers for Homeland Security	B586747	Lawrence Livermore NL
			<b>197,793,743</b>	<b>Total — University of North Carolina at Charlotte</b>		

**University of North Carolina at Greensboro**

10.217	D	N	71,502	Higher Education-Institution Challenge Grants Program		
10.250	D	N	5,695	Agricultural and Rural Economic Research, Cooperative Agreements and Collaborations		
10.253	D	N	35,830	Food Assistance and Nutrition Research Programs (FANRP)		
10.255	I	N	2,273	Research Innovation and Development Grants in Economic (RIDGE)	018000.321470.17	Mississippi State Univ
10.255	I	N	36,657	Research Innovation and Development Grants in Economic (RIDGE)	471K461	Univ of Wisconsin-Madison
10.310	D	N	83,177	Agriculture and Food Research Initiative (AFRI)		
10.583	I	N	32,534	Hunger Free Communities	#2001407938	John Hopkins Univ
10.664	D	N	1,271	Cooperative Forestry Assistance		
12	D	N	63,929	U. S. Department of Defense		
12.431	I	N	28,550	Basic Scientific Research	P010202825	Science Applications International Corp
12.800	I	N	235	Air Force Defense Research Sciences Program	FWL-SC-11201-01	Foresight Wireless, LLC
12.901	D	N	39,103	Mathematical Sciences Grants Program		
14.703	I	N	525	Sustainable Communities Regional Planning Grant Program	FD 205441	Piedmont Authority for Regional Transportation
14.704	I	N	711	Community Challenge Planning Grants and the Department of Transportation's TIGER II Planning Grants	FD 205507	City of High Point
14.900	I	N	19,806	Lead-Based Paint Hazard Control in Privately-Owned Housing	2013-5268	City of High Point
16	D	N	43,293	U. S. Department of Justice		
45.024	D	N	19,946	Promotion of the Arts-Grants to Organizations and Individuals		
45.160	D	N	909	Promotion of the Humanities-Fellowships and Stipends		
45.160	I	N	86	Promotion of the Humanities-Fellowships and Stipends	FD 205502	City of Chicago Newberry Library
45.301	D	N	175,000	Museums for America		
45.313	D	N	395,989	Laura Bush 21st Century Librarian Program		
47.041	D	N	23,529	Engineering Grants		
47.049	D	N	227,380	Mathematical and Physical Sciences		
47.049	I	N	19,440	Mathematical and Physical Sciences	#2006240	Univ of Minnesota
47.070	D	N	60,269	Computer and Information Science and Engineering		
47.074	D	N	146,036	Biological Sciences		
47.075	D	N	87,071	Social, Behavioral, and Economic Sciences		
47.075	I	N	15,991	Social, Behavioral, and Economic Sciences	#3002539950	Univ of Michigan
47.076	D	N	1,622,959	Education and Human Resources		
47.076	I	N	63,076	Education and Human Resources	#3002578934	Univ of Michigan
47.076	I	N	8,545	Education and Human Resources	2-312-0213140	Research Triangle Institute International
47.076	I	N	5,110	Education and Human Resources	61-2168UNCG	Michigan State Univ
47.076	I	N	1,001	Education and Human Resources	RF01170813/60018933	Ohio State Univ
47.076	I	N	73,870	Education and Human Resources	UTA13-000932	Univ of Texas

**SCHEDULE OF EXPENDITURES OF FEDERAL AWARDS (BY STATE AGENCY)**

For the Fiscal Year Ended June 30, 2014

<b>Federal CFDA Number</b>	<b>Direct/ Indirect</b>	<b>ARRA</b>	<b>Program Disbursements</b>	<b>Program Title</b>	<b>Pass-Through Number</b>	<b>Pass-Through Entity Name</b>
47.079	D	N	7,121	Office of International and Integrative Activities		
47.082	D	Y	37,372	ARRA - Trans-NSF Recovery Act Reasearch Support		
66	D	N	15,538	U. S. Environmental Protection Agency		
84	D	N	854,345	U. S. Department of Education		
84.007	D	N	503,000	Federal Supplemental Educational Opportunity Grants		
84.011	I	N	79,864	Migrant Education-State Grant Program	130544	Texas State Univ
84.031	D	N	478,184	Higher Education-Institutional Aid		
84.033	D	N	397,011	Federal Work-Study Program		
84.038	D	N	5,904,166	Federal Perkins Loan Program-Federal Capital Contributions		
84.042	D	N	281,968	TRIO-Student Support Services		
84.063	D	N	28,494,025	Federal Pell Grant Program		
84.116	I	N	10,992	Fund for the Improvement of Postsecondary Education	B-3	National Commission on Teaching and Americans Future
84.196	I	N	8,019	Education for Homeless Children and Youth	206-13-6291-SV-160-2	Region 10 Education Service Center
84.268	D	N	86,347,713	Federal Direct Student Loans		
84.305	D	N	567,749	Education Research, Development and Dissemination		
84.305	I	N	2,319	Education Research, Development and Dissemination	#2001631854	John Hopkins Univ
84.305	I	N	279	Education Research, Development and Dissemination	GM 10087-125783	Univ of Virginia
84.324	I	N	26,094	Research in Special Education	GM 10118-136450	Univ of Virginia
84.325	D	N	523,094	Special Education-Personnel Development to Improve Services and Results for Children with Disabilities		
84.325	I	N	24,492	Special Education-Personnel Development to Improve Services and Results for Children with Disabilities	#83401	Salus Univ
84.365	D	N	1,292	English Language Acquisition State Grants		
84.377	I	N	18,678	School Improvement Grants	T195N070291-10	Alabama Dept of Education
84.379	D	N	34,662	Teacher Education Assistance for College and Higher Education Grants (TEACH Grants)		
84.384	I	Y	24,516	ARRA - Statewide Data Systems, Recovery Act	R384A100037-5641-867	Virginia Dept of Education
84.395	I	Y	103,074	ARRA - State Fiscal Stabilization Fund (SFSF) - Race-to-the-Top Incentive Grants, Recovery Act	3-5400-157-311	Winston Salem Forsyth County Schools
84.405	D	Y	1,166,324	ARRA - Teacher Quality Partnerships, Recovery Act		
84.411	I	N	42,989	Investing in Innovation (i3) Fund	#511138	Teachers College Columbia Univ
84.411	I	N	48,309	Investing in Innovation (i3) Fund	SRV111TA-025	NC New Schools Project Inc
84.411	I	N	187,349	Investing in Innovation (i3) Fund	SRV12TA-026	NC New Schools Project Inc
84.411	I	N	266,651	Investing in Innovation (i3) Fund	U411B120049	Jobs For The Future
84.412	I	N	57,276	Race to the Top-Early Learning Challenge	Sub-20130	Guilford Child Development
93	I	N	33,566	U. S. Department of Health and Human Services	#516614	Columbia Univ
93	I	N	62,904	U. S. Department of Health and Human Services	SAMHSA# HHSS28320070	Research Triangle Institute International
93.104	I	N	34,245	Comprehensive Community Mental Health Services for Children with Serious Emotional Disturbances (SED)	AC-000003	Alamance Co Dept Social Services
93.110	I	N	5,751	Maternal and Child Health Federal Consolidated Programs	S854432	Emory Univ
93.124	D	N	54,406	Nurse Anesthetist Traineeships		
93.191	D	N	177,768	Graduate Psychology Education Program and Patient Navigator and Chronic Disease Prevention Program		
93.213	D	N	606,188	Research and Training in Complementary and Alternative Medicine		
93.213	I	N	147,293	Research and Training in Complementary and Alternative Medicine	724787	Univ of Washington
93.242	D	N	1,253,665	Mental Health Research Grants		
93.242	I	N	132,589	Mental Health Research Grants	203-3280	Duke Univ
93.242	I	N	12,584	Mental Health Research Grants	303-1237	Duke Univ
93.242	I	N	29,745	Mental Health Research Grants	WFUHS 10075	Wake Forest Univ
93.265	D	N	198,877	Comprehensive Geriatric Education Program(CGEP)		
93.265	I	N	28,127	Comprehensive Geriatric Education Program(CGEP)	E2026821	George Mason Univ
93.273	D	N	723,288	Alcohol Research Programs		



**SCHEDULE OF EXPENDITURES OF FEDERAL AWARDS (BY STATE AGENCY)**

For the Fiscal Year Ended June 30, 2014

<b>Federal CFDA Number</b>	<b>Direct/ Indirect</b>	<b>ARRA</b>	<b>Program Disbursements</b>	<b>Program Title</b>	<b>Pass-Through Number</b>	<b>Pass-Through Entity Name</b>
93.273	I	N	94,748	Alcohol Research Programs	#20130028.1	Prevention Strategies LLC
93.279	D	N	386,493	Drug Abuse and Addiction Research Programs		
93.279	I	N	105,569	Drug Abuse and Addiction Research Programs	#20110207	Prevention Strategies LLC
93.279	I	N	4,937	Drug Abuse and Addiction Research Programs	1-R43-DA035765-01	Luna Innovations, Inc
93.279	I	N	24,153	Drug Abuse and Addiction Research Programs	13091267-S	Cornell Univ
93.279	I	N	89,669	Drug Abuse and Addiction Research Programs	360782-04760-02	Temple Univ
93.279	I	N	2,091	Drug Abuse and Addiction Research Programs	541750P03683	Northeastern Univ
93.307	D	N	1,171,797	Minority Health and Health Disparities Research		
93.351	D	N	230,973	Research Infrastructure Programs		
93.358	D	N	303,221	Advanced Education Nursing Traineeships		
93.361	D	N	178,220	Nursing Research		
93.395	I	N	33,531	Cancer Treatment Research	#60014860	Ohio State Univ
93.575	I	N	101,438	Child Care and Development Block Grant	46900-621-V14UNCG009	Georgia Dept of Early Care and Learning
93.576	D	N	182,189	Refugee and Entrant Assistance-Discretionary Grants		
93.600	D	N	31,159	Head Start		
93.647	I	N	46,934	Social Services Research and Demonstration	90PH0025	Child Trends
93.708	I	Y	32,188	ARRA - Head Start	FD 208920	NC Early Childhood Advisory Council
93.846	I	N	32,129	Arthritis, Musculoskeletal and Skin Diseases Research	#2039384	Duke Univ
93.847	D	N	281,129	Diabetes, Digestive, and Kidney Diseases Extramural Research		
93.853	D	N	213,319	Extramural Research Programs in the Neurosciences and Neurological Disorders		
93.855	D	N	81,553	Allergy, Immunology and Transplantation Research		
93.855	I	N	53,077	Allergy, Immunology and Transplantation Research	NIH 2R44A1092914-03	Tunitas Therapeutics, Inc
93.859	D	N	239,803	Biomedical Research and Research Training		
93.859	I	N	118,656	Biomedical Research and Research Training	122098 G003250	Washington State Univ
93.865	D	N	918,512	Child Health and Human Development Extramural Research		
93.865	I	N	227,778	Child Health and Human Development Extramural Research	431500-19728	Virginia Polytechnic Inst
93.865	I	N	310,335	Child Health and Human Development Extramural Research	AA-5-44452-01	Oklahoma State Univ
93.865	I	N	60,624	Child Health and Human Development Extramural Research	RTI MASTER 888-11-16	Research Triangle Institute International
93.865	I	N	11,986	Child Health and Human Development Extramural Research	UTA11-000808	Univ of Texas
93.866	D	N	205,127	Aging Research		
			<u>139,200,097</u>	Total — University of North Carolina at Greensboro		
<b>University of North Carolina at Pembroke</b>						
17.259	I	N	341,956	WIA Youth Activities	44-13-5467-Yth	LRCOG
20.205	D	N	42,594	Highway Planning and Construction		
81.087	D	N	91,742	Renewable Energy Research and Development		
84.007	D	N	121,671	Federal Supplemental Educational Opportunity Grants		
84.031	D	N	593,284	Higher Education-Institutional Aid		
84.033	D	N	171,736	Federal Work-Study Program		
84.038	D	N	842,698	Federal Perkins Loan Program-Federal Capital Contributions		
84.042	D	N	263,421	TRIO-Student Support Services		
84.063	D	N	12,970,241	Federal Pell Grant Program		
84.268	D	N	30,399,210	Federal Direct Student Loans		
84.299	D	N	300,438	Indian Education-Special Programs for Indian Children		
84.379	D	N	90,178	Teacher Education Assistance for College and Higher Education Grants (TEACH Grants)		
84.382	D	N	471,507	Strengthening Minority-Serving Institutions		
93.859	D	N	269,009	Biomedical Research and Research Training		
93.926	D	N	321,309	Healthy Start Initiative		
			<u>47,290,994</u>	Total — University of North Carolina at Pembroke		

**SCHEDULE OF EXPENDITURES OF FEDERAL AWARDS (BY STATE AGENCY)**

For the Fiscal Year Ended June 30, 2014

<b>Federal CFDA Number</b>	<b>Direct/ Indirect</b>	<b>ARRA</b>	<b>Program Disbursements</b>	<b>Program Title</b>	<b>Pass-Through Number</b>	<b>Pass-Through Entity Name</b>
<b>University of North Carolina at Wilmington</b>						
10.200	D	N	1	Grants for Agricultural Research, Special Research Grants		
10.206	D	N	22,537	Grants for Agricultural Research-Competitive Research Grants		
11.012	I	N	77,527	Integrated Ocean Observing System (IOOS)	IOOS.11(033)UNCW.LL.OBS.3	Secoora
11.012	I	N	310,581	Integrated Ocean Observing System (IOOS)	IOOS.11(33)UNCW.LL.OBS.2	Secoora
11.417	I	N	1,131	Sea Grant Support	RO1607	Florida State Univ
11.427	D	N	16,728	Fisheries Development and Utilization Research and Development Grants and Cooperative Agreements Program		
11.432	I	N	3,926	National Oceanic and Atmospheric Administration (NOAA) Cooperative Institutes	URH35 (2.3)	Florida Atlantic Univ
11.432	I	N	215,695	National Oceanic and Atmospheric Administration (NOAA) Cooperative Institutes	URH35-040130	Florida Atlantic Univ
11.439	D	N	77,967	Marine Mammal Data Program		
11.463	D	N	13,849	Habitat Conservation		
11.463	I	N	2,586	Habitat Conservation	05122014.3888.01	Nature Conservancy
11.467	I	N	15,374	Meteorologic and Hydrologic Modernization Development	NA10NWS4670015	East Tennessee State Univ
11.472	I	N	10,256	Unallied Science Program	sub NA10NMF4720402	Ptnrship for Mid Atlantic Fisheries Science
11.618	D	Y	1,674,728	ARRA - National Institute of Standards and Technology Construction Grant Program		
12.300	D	N	215,969	Basic and Applied Scientific Research		
12.900	D	N	84,355	Language Grant Program		
15.810	D	N	3,717	National Cooperative Geologic Mapping Program		
15.904	I	N	2,044	Historic Preservation Fund Grants-In-Aid	54105-A	Western Washington Univ
15.945	D	N	1,265	Cooperative Research and Training Programs-Resources of the National Park System		
15.945	I	N	12,472	Cooperative Research and Training Programs-Resources of the National Park System	Subaward 13-2214	Univ of South Carolina
16.525	D	N	24,243	Grants to Reduce Domestic Violence, Dating Violence, Sexual Assault, and Stalking on Campus		
16.560	I	N	27,351	National Institute of Justice Research, Evaluation, and Development Project Grants	4000121918	UT-Battelle LLC
42.002	I	N	19,475	Copyright Service	sub GA GA08C0016	Waynesburg College
43.001	D	N	125,595	Science		
45.024	D	N	22,623	Promotion of the Arts-Grants to Organizations and Individuals		
45.149	D	N	5,980	Promotion of the Humanities-Division of Preservation and Access		
47.049	D	N	253,346	Mathematical and Physical Sciences		
47.050	D	N	533,221	Geosciences		
47.050	I	N	91,800	Geosciences	45-25162	Columbia Univ
47.050	I	N	39,373	Geosciences	A100983	Woods Hole Oceanographic Institution
47.074	D	N	447,132	Biological Sciences		
47.074	I	N	86,671	Biological Sciences	131817	Univ of Arizona
47.074	I	N	26,719	Biological Sciences	717511-712683	Virginia Institute of Marine Science
47.074	I	N	15,500	Biological Sciences	EF-0905606	Duke Univ
47.074	I	N	832	Biological Sciences	Y483309	Univ of Arizona
47.075	D	N	35,509	Social, Behavioral, and Economic Sciences		
47.076	D	N	253,917	Education and Human Resources		
47.076	I	N	898	Education and Human Resources	4554-UNCW-NSF-4670	Pennsylvania State Univ
47.078	D	N	28,679	Polar Programs		
47.082	D	Y	854	ARRA - Trans-NSF Recovery Act Reasearch Support		
84.007	D	N	230,076	Federal Supplemental Educational Opportunity Grants		
84.033	D	N	262,917	Federal Work-Study Program		
84.038	D	N	5,002,053	Federal Perkins Loan Program-Federal Capital Contributions		
84.063	D	N	15,019,986	Federal Pell Grant Program		
84.116	D	N	37,653	Fund for the Improvement of Postsecondary Education		

**SCHEDULE OF EXPENDITURES OF FEDERAL AWARDS (BY STATE AGENCY)**

For the Fiscal Year Ended June 30, 2014

<b>Federal CFDA Number</b>	<b>Direct/ Indirect</b>	<b>ARRA</b>	<b>Program Disbursements</b>	<b>Program Title</b>	<b>Pass-Through Number</b>	<b>Pass-Through Entity Name</b>
84.234	I	N	37,456	Projects with Industry	RR242-421/4785206	Univ of Georgia
84.268	D	N	70,095,218	Federal Direct Student Loans		
84.365	D	N	339,668	English Language Acquisition State Grants		
84.366	I	N	26,629	Mathematics and Science Partnerships	MSP FY14-15 (PBM)	Onslow County Schools
84.366	I	N	14,879	Mathematics and Science Partnerships	Partner IHE MSP (CE-STEM)	Onslow County Schools
84.379	D	N	112,510	Teacher Education Assistance for College and Higher Education Grants (TEACH Grants)		
84.396	I	Y	218,252	ARRA - State Fiscal Stabilization Fund (SFSF) - Investing in Innovation (i3) Fund, Recovery Act	60033310	Ohio State Univ
93.113	D	N	50,044	Environmental Health		
93.213	D	N	130,222	Research and Training in Complementary and Alternative Medicine		
93.276	I	N	4,963	Drug-Free Communities Support Program Grants	UNCW Crossroads	Coastal Horizons Center Inc
93.279	D	N	71,244	Drug Abuse and Addiction Research Programs		
93.855	D	N	11,430	Allergy, Immunology and Transplantation Research		
93.859	D	N	86,766	Biomedical Research and Research Training		
93.865	D	N	5,832	Child Health and Human Development Extramural Research		
93.866	D	N	242,373	Aging Research		
			<u>96,802,597</u>	Total — University of North Carolina at Wilmington		

**University of North Carolina School of the Arts**

84.007	D	N	44,764	Federal Supplemental Educational Opportunity Grants		
84.033	D	N	35,232	Federal Work-Study Program		
84.038	D	N	577,924	Federal Perkins Loan Program-Federal Capital Contributions		
84.063	D	N	1,052,849	Federal Pell Grant Program		
84.268	D	N	6,351,605	Federal Direct Student Loans		
			<u>8,062,374</u>	Total — University of North Carolina School of the Arts		

**Western Carolina University**

10.435	D	N	91,568	State Mediation Grants		
10.652	D	N	82,615	Forestry Research		
11.303	D	N	128,710	Economic Development-Technical Assistance		
11.469	D	N	59,359	Congressionally Identified Awards and Projects		
12.800	D	N	18,270	Air Force Defense Research Sciences Program		
12.910	I	N	1,322	Research and Technology Development	64016304-01	Univ of Central Florida
15.657	D	N	72,696	Endangered Species Conservation-Recovery Implementation Funds		
15.945	D	N	175,795	Cooperative Research and Training Programs-Resources of the National Park System		
16.560	D	N	137,510	National Institute of Justice Research, Evaluation, and Development Project Grants		
45.024	I	N	2,400	Promotion of the Arts-Grants to Organizations and Individuals	201-11-Southern Circuit	Southern Arts
47.041	I	N	19,843	Engineering Grants	IIP-1068028	National Science Foundation
47.049	D	N	1,446	Mathematical and Physical Sciences		
47.074	I	N	33,335	Biological Sciences	1475-206-2007430	Clemson Univ
47.075	D	N	36,368	Social, Behavioral, and Economic Sciences		
47.076	D	N	59,067	Education and Human Resources		
59.037	D	N	394,243	Small Business Development Centers		
84.007	D	N	193,300	Federal Supplemental Educational Opportunity Grants		
84.033	D	N	394,885	Federal Work-Study Program		
84.038	D	N	7,094,895	Federal Perkins Loan Program-Federal Capital Contributions		
84.044	D	N	336,702	TRIO-Talent Search		
84.063	D	N	14,011,825	Federal Pell Grant Program		
84.268	D	N	55,231,650	Federal Direct Student Loans		

**SCHEDULE OF EXPENDITURES OF FEDERAL AWARDS (BY STATE AGENCY)**

For the Fiscal Year Ended June 30, 2014

<b>Federal CFDA Number</b>	<b>Direct/ Indirect</b>	<b>ARRA</b>	<b>Program Disbursements</b>	<b>Program Title</b>	<b>Pass-Through Number</b>	<b>Pass-Through Entity Name</b>
84.325	D	N	106,844	Special Education-Personnel Development to Improve Services and Results for Children with Disabilities		
84.334	I	N	531	Gaining Early Awareness and Readiness for Undergraduate Programs	P334S120003	US Department of Education
84.368	I	N	2,623	Grants for Enhanced Assessment Instruments	ED11-0003-1	Arizona Dept of Education
84.407	D	N	387,992	Transition Programs for Students with Intellectual Disabilities into Higher Education		
93.124	D	N	13,791	Nurse Anesthetist Traineeships		
93.135	I	N	18,832	Centers for Research and Demonstration for Health Promotion and Disease Prevention	5U48DP001921-05S1	USDHHS/CDC/ncccdphp
93.178	D	N	272,868	Nursing Workforce Diversity		
93.247	D	N	365,613	Advanced Nursing Education Grant Program		
93.358	D	N	344,520	Advanced Education Nursing Traineeships		
93.630	I	N	116,423	Developmental Disabilities Basic Support and Advocacy Grants	29873	USDHHS
93.701	D	Y	77,229	ARRA - Trans-NIH Recovery Act Research Support		
93.865	D	N	27,720	Child Health and Human Development Extramural Research		
			<u>80,312,790</u>	Total — Western Carolina University		
<b><u>Winston-Salem State University</u></b>						
10.310	D	N	8,933	Agriculture and Food Research Initiative (AFRI)		
12.630	D	N	51,238	Basic, Applied, and Advanced Research in Science and Engineering		
14.520	D	N	193,234	Historically Black Colleges and Universities Program		
16.609	D	N	-745	Project Safe Neighborhoods		
45.162	D	N	24,760	Promotion of the Humanities-Teaching and Learning Resources and Curriculum Development		
47.049	D	N	31,548	Mathematical and Physical Sciences		
47.070	D	N	20,804	Computer and Information Science and Engineering		
47.074	D	N	120,778	Biological Sciences		
47.076	D	N	1,053,400	Education and Human Resources		
84.007	D	N	548,395	Federal Supplemental Educational Opportunity Grants		
84.031	D	N	6,573,565	Higher Education-Institutional Aid		
84.033	D	N	566,423	Federal Work-Study Program		
84.038	D	N	1,028,360	Federal Perkins Loan Program-Federal Capital Contributions		
84.042	D	N	219,204	TRIO-Student Support Services		
84.047	D	N	90	TRIO-Upward Bound		
84.063	D	N	13,004,088	Federal Pell Grant Program		
84.120	D	N	1,166	Minority Science and Engineering Improvement		
84.129	D	N	7,608	Rehabilitation Long-Term Training		
84.268	D	N	32,562,498	Federal Direct Student Loans		
84.315	D	N	208,244	Capacity Building for Traditionally Underserved Populations		
84.382	D	N	293,659	Strengthening Minority-Serving Institutions		
93.307	D	N	8,710	Minority Health and Health Disparities Research		
93.358	D	N	349,995	Advanced Education Nursing Traineeships		
93.364	D	N	4,988	Nursing Student Loans		
93.779	D	N	50,023	Centers for Medicare and Medicaid Services (CMS) Research, Demonstrations and Evaluations		
93.859	D	N	187,456	Biomedical Research and Research Training		
93.865	D	N	75,417	Child Health and Human Development Extramural Research		
93.925	D	N	1,009,329	Scholarships for Health Professions Students from Disadvantaged Backgrounds		
			<u>58,203,168</u>	Total — Winston-Salem State University		
			<u>2,557,356,679</u>	Total — University of North Carolina System		

**SCHEDULE OF EXPENDITURES OF FEDERAL AWARDS (BY STATE AGENCY)**

For the Fiscal Year Ended June 30, 2014

<b>Federal CFDA Number</b>	<b>Direct/ Indirect</b>	<b>ARRA</b>	<b>Program Disbursements</b>	<b>Program Title</b>	<b>Pass-Through Number</b>	<b>Pass-Through Entity Name</b>
<b><u>Community Colleges:</u></b>						
<b><u>Alamance Community College</u></b>						
84.007	D	N	119,136	Federal Supplemental Educational Opportunity Grants		
84.033	D	N	115,363	Federal Work-Study Program		
84.063	D	N	8,954,788	Federal Pell Grant Program		
			<u>9,189,287</u>	Total — Alamance Community College		
<b><u>Asheville-Buncombe Technical Community College</u></b>						
10.305	D	N	57,416	International Science and Education Grants		
17.258	I	N	71,582	WIA Adult Program	WIA-2012-0412-61-57-02	Mountain Area Workforce Development
17.258	I	N	24,734	WIA Adult Program	WIA-Aspire	Mountain Area Workforce Development
17.260	I	N	14,351	WIA Dislocated Workers	WIA-2012-0412-61-11-02	Mountain Area Workforce Development
17.260	I	N	20,575	WIA Dislocated Workers	WIA-2012-0412-61-57-02	Mountain Area Workforce Development
81.117	D	N	240,671	Energy Efficiency and Renewable Energy Information Dissemination, Outreach, Training and Technical Analysis/Assistance		
84.007	D	N	78,303	Federal Supplemental Educational Opportunity Grants		
84.033	D	N	117,443	Federal Work-Study Program		
84.063	D	N	12,877,912	Federal Pell Grant Program		
84.268	D	N	10,605,199	Federal Direct Student Loans		
			<u>24,108,186</u>	Total — Asheville-Buncombe Technical Community College		
<b><u>Beaufort County Community College</u></b>						
84.007	D	N	40,076	Federal Supplemental Educational Opportunity Grants		
84.033	D	N	38,844	Federal Work-Study Program		
84.042	D	N	340,250	TRIO-Student Support Services		
84.063	D	N	4,836,188	Federal Pell Grant Program		
84.268	D	N	5,103,052	Federal Direct Student Loans		
			<u>10,358,410</u>	Total — Beaufort County Community College		
<b><u>Bladen Community College</u></b>						
17.259	I	N	158,654	WIA Youth Activities	44-12-5227-Adl/DW/Yth	Lumber River Council of Government
84.007	D	N	50,745	Federal Supplemental Educational Opportunity Grants		
84.033	D	N	46,708	Federal Work-Study Program		
84.063	D	N	4,110,353	Federal Pell Grant Program		
			<u>4,366,460</u>	Total — Bladen Community College		
<b><u>Blue Ridge Community College</u></b>						
17.258	I	N	119,950	WIA Adult Program	N/A	Land of Sky Regional Council
17.260	I	N	179,838	WIA Dislocated Workers	N/A	Land of Sky Regional Council
64.028	D	N	89,425	Post-9/11 Veterans Educational Assistance		
84.007	D	N	55,250	Federal Supplemental Educational Opportunity Grants		
84.033	D	N	55,710	Federal Work-Study Program		
84.063	D	N	4,072,225	Federal Pell Grant Program		
84.268	D	N	1,912,691	Federal Direct Student Loans		
			<u>6,485,089</u>	Total — Blue Ridge Community College		

**SCHEDULE OF EXPENDITURES OF FEDERAL AWARDS (BY STATE AGENCY)**

For the Fiscal Year Ended June 30, 2014

<b>Federal CFDA Number</b>	<b>Direct/ Indirect</b>	<b>ARRA</b>	<b>Program Disbursements</b>	<b>Program Title</b>	<b>Pass-Through Number</b>	<b>Pass-Through Entity Name</b>
<b><u>Brunswick Community College</u></b>						
47.081	D	N	36,260	Office of Experimental Program to Stimulate Competitive Research		
84.033	D	N	22,572	Federal Work-Study Program		
84.063	D	N	2,745,057	Federal Pell Grant Program		
			<u>2,803,889</u>	Total — Brunswick Community College		
<b><u>Caldwell Community College and Technical Institute</u></b>						
84.007	D	N	68,527	Federal Supplemental Educational Opportunity Grants		
84.033	D	N	78,980	Federal Work-Study Program		
84.042	D	N	274,365	TRIO-Student Support Services		
84.044	D	N	217,808	TRIO-Talent Search		
84.063	D	N	7,203,068	Federal Pell Grant Program		
			<u>7,842,748</u>	Total — Caldwell Community College and Technical Institute		
<b><u>Cape Fear Community College</u></b>						
84.007	D	N	111,252	Federal Supplemental Educational Opportunity Grants		
84.033	D	N	136,666	Federal Work-Study Program		
84.063	D	N	17,496,623	Federal Pell Grant Program		
84.268	D	N	14,436,470	Federal Direct Student Loans		
			<u>32,181,011</u>	Total — Cape Fear Community College		
<b><u>Carteret Community College</u></b>						
17.258	I	N	66,534	WIA Adult Program	2020	ECWDB
17.278	I	N	45,209	WIA Dislocated Worker Formula Grants	2020	ECWDB
84.007	D	N	30,400	Federal Supplemental Educational Opportunity Grants		
84.033	D	N	33,400	Federal Work-Study Program		
84.042	D	N	234,726	TRIO-Student Support Services		
84.063	D	N	3,452,030	Federal Pell Grant Program		
84.268	D	N	6,648	Federal Direct Student Loans		
84.335	D	N	18,226	Child Care Access Means Parents in School		
			<u>3,887,173</u>	Total — Carteret Community College		
<b><u>Catawba Valley Community College</u></b>						
84.007	D	N	143,010	Federal Supplemental Educational Opportunity Grants		
84.033	D	N	72,695	Federal Work-Study Program		
84.063	D	N	8,017,131	Federal Pell Grant Program		
84.268	D	N	1,907,499	Federal Direct Student Loans		
			<u>10,140,335</u>	Total — Catawba Valley Community College		
<b><u>Central Carolina Community College</u></b>						
84.007	D	N	71,350	Federal Supplemental Educational Opportunity Grants		
84.031	D	N	458,740	Higher Education-Institutional Aid		
84.033	D	N	61,233	Federal Work-Study Program		
84.047	D	N	482,415	TRIO-Upward Bound		
84.063	D	N	9,156,737	Federal Pell Grant Program		
			<u>10,230,475</u>	Total — Central Carolina Community College		

**SCHEDULE OF EXPENDITURES OF FEDERAL AWARDS (BY STATE AGENCY)**

For the Fiscal Year Ended June 30, 2014

<b>Federal CFDA Number</b>	<b>Direct/ Indirect</b>	<b>ARRA</b>	<b>Program Disbursements</b>	<b>Program Title</b>	<b>Pass-Through Number</b>	<b>Pass-Through Entity Name</b>
<b><u>Central Piedmont Community College</u></b>						
17.268	D	N	1,088,843	H-1B Job Training Grants		
45.164	I	N	1,000	Promotion of the Humanities-Federal/State Partnership	N/A	Gilder Lehrman Institute
84.007	D	N	645,660	Federal Supplemental Educational Opportunity Grants		
84.033	D	N	528,080	Federal Work-Study Program		
84.042	D	N	323,367	TRIO-Student Support Services		
84.063	D	N	38,119,744	Federal Pell Grant Program		
84.160	I	N	379	Training Interpreters for Individuals who are Deaf and Individuals who are Deaf-Blind	H160B100002	Northeastern Univ
84.268	D	N	22,492,210	Federal Direct Student Loans		
			<u>63,199,283</u>	Total — Central Piedmont Community College		
<b><u>Cleveland Community College</u></b>						
17.282	D	N	1,472,776	Trade Adjustment Assistance Community College and Career Training (TAACCCT) Grants		
84.007	D	N	66,250	Federal Supplemental Educational Opportunity Grants		
84.031	D	N	61,416	Higher Education-Institutional Aid		
84.033	D	N	70,979	Federal Work-Study Program		
84.042	D	N	202,795	TRIO-Student Support Services		
84.063	D	N	6,974,006	Federal Pell Grant Program		
			<u>8,848,222</u>	Total — Cleveland Community College		
<b><u>Coastal Carolina Community College</u></b>						
17.258	I	N	176,162	WIA Adult Program	13-2020-40-6035-07	Eastern Carolina Workforce Development Board
17.260	I	N	2,431	WIA Dislocated Workers	13-2030-40-6035-07	Eastern Carolina Workforce Development Board
84.007	D	N	136,345	Federal Supplemental Educational Opportunity Grants		
84.033	D	N	140,871	Federal Work-Study Program		
84.063	D	N	9,059,037	Federal Pell Grant Program		
			<u>9,514,846</u>	Total — Coastal Carolina Community College		
<b><u>College of the Albemarle</u></b>						
84.007	D	N	46,988	Federal Supplemental Educational Opportunity Grants		
84.033	D	N	48,361	Federal Work-Study Program		
84.063	D	N	4,208,656	Federal Pell Grant Program		
			<u>4,304,005</u>	Total — College of the Albemarle		
<b><u>Craven Community College</u></b>						
84.007	D	N	100,800	Federal Supplemental Educational Opportunity Grants		
84.033	D	N	52,104	Federal Work-Study Program		
84.042	D	N	199,397	TRIO-Student Support Services		
84.063	D	N	6,787,397	Federal Pell Grant Program		
84.268	D	N	3,511,603	Federal Direct Student Loans		
			<u>10,651,301</u>	Total — Craven Community College		
<b><u>Davidson County Community College</u></b>						
47.076	D	N	109,018	Education and Human Resources		
84.007	D	N	67,166	Federal Supplemental Educational Opportunity Grants		
84.033	D	N	47,683	Federal Work-Study Program		

**SCHEDULE OF EXPENDITURES OF FEDERAL AWARDS (BY STATE AGENCY)**

For the Fiscal Year Ended June 30, 2014

<b>Federal CFDA Number</b>	<b>Direct/ Indirect</b>	<b>ARRA</b>	<b>Program Disbursements</b>	<b>Program Title</b>	<b>Pass-Through Number</b>	<b>Pass-Through Entity Name</b>
84.042	D	N	223,985	TRIO-Student Support Services		
84.063	D	N	9,873,604	Federal Pell Grant Program		
84.268	D	N	10,890,350	Federal Direct Student Loans		
			<u>21,211,806</u>	Total — Davidson County Community College		
<b><u>Durham Technical Community College</u></b>						
84.007	D	N	142,303	Federal Supplemental Educational Opportunity Grants		
84.033	D	N	184,739	Federal Work-Study Program		
84.063	D	N	9,671,538	Federal Pell Grant Program		
84.268	D	N	8,199,570	Federal Direct Student Loans		
94.002	D	N	52,053	Retired and Senior Volunteer Program		
			<u>18,250,203</u>	Total — Durham Technical Community College		
<b><u>Edgecombe Community College</u></b>						
17.260	D	N	626,025	WIA Dislocated Workers		
84.033	D	N	53,558	Federal Work-Study Program		
84.063	D	N	8,433,103	Federal Pell Grant Program		
84.268	D	N	7,187,313	Federal Direct Student Loans		
			<u>16,299,999</u>	Total — Edgecombe Community College		
<b><u>Fayetteville Technical Community College</u></b>						
12	I	N	81,613	U. S. Department of Defense	N/A	MCCYN
84.007	D	N	292,000	Federal Supplemental Educational Opportunity Grants		
84.033	D	N	255,584	Federal Work-Study Program		
84.063	D	N	28,005,528	Federal Pell Grant Program		
84.116	I	N	44,050	Fund for the Improvement of Postsecondary Education	N/A	CAEL
84.268	D	N	12,873,086	Federal Direct Student Loans		
			<u>41,551,861</u>	Total — Fayetteville Technical Community College		
<b><u>Forsyth Technical Community College</u></b>						
17.282	D	N	3,073,723	Trade Adjustment Assistance Community College and Career Training (TAACCT) Grants		
47.076	D	N	37,301	Education and Human Resources		
84.007	D	N	379,044	Federal Supplemental Educational Opportunity Grants		
84.033	D	N	202,195	Federal Work-Study Program		
84.063	D	N	19,446,348	Federal Pell Grant Program		
84.268	D	N	15,188,165	Federal Direct Student Loans		
			<u>38,326,776</u>	Total — Forsyth Technical Community College		
<b><u>Gaston College</u></b>						
84.007	D	N	140,748	Federal Supplemental Educational Opportunity Grants		
84.031	D	N	302,134	Higher Education-Institutional Aid		
84.033	D	N	120,453	Federal Work-Study Program		
84.042	D	N	200,418	TRIO-Student Support Services		
84.063	D	N	12,209,066	Federal Pell Grant Program		
			<u>12,972,819</u>	Total — Gaston College		



**SCHEDULE OF EXPENDITURES OF FEDERAL AWARDS (BY STATE AGENCY)**

For the Fiscal Year Ended June 30, 2014

<b>Federal CFDA Number</b>	<b>Direct/ Indirect</b>	<b>ARRA</b>	<b>Program Disbursements</b>	<b>Program Title</b>	<b>Pass-Through Number</b>	<b>Pass-Through Entity Name</b>
<b><u>Guilford Technical Community College</u></b>						
17.282	I	N	614,886	Trade Adjustment Assistance Community College and Career Training (TAACCT) Grants	TC-23794-12-60-A-20	Wichita Area Technical Coll
64.028	D	N	224,360	Post-9/11 Veterans Educational Assistance		
84.007	D	N	370,822	Federal Supplemental Educational Opportunity Grants		
84.033	D	N	338,426	Federal Work-Study Program		
84.063	D	N	35,007,758	Federal Pell Grant Program		
84.268	D	N	28,664,653	Federal Direct Student Loans		
			<u>65,220,905</u>	Total — Guilford Technical Community College		
<b><u>Halifax Community College</u></b>						
17.258	I	N	185,690	WIA Adult Program	4505	
84.007	D	N	41,700	Federal Supplemental Educational Opportunity Grants		
84.033	D	N	44,229	Federal Work-Study Program		
84.042	D	N	295,316	TRIO-Student Support Services		
84.063	D	N	3,540,034	Federal Pell Grant Program		
84.335	D	N	5,496	Child Care Access Means Parents in School		
84.382	D	N	172,690	Strengthening Minority-Serving Institutions		
			<u>4,285,155</u>	Total — Halifax Community College		
<b><u>Haywood Community College</u></b>						
15.939	D	N	20,580	National Heritage Area Federal Financial Assistance		
47.076	D	N	42,363	Education and Human Resources		
84.007	D	N	61,600	Federal Supplemental Educational Opportunity Grants		
84.033	D	N	31,428	Federal Work-Study Program		
84.063	D	N	5,021,008	Federal Pell Grant Program		
84.268	D	N	2,299,375	Federal Direct Student Loans		
			<u>7,476,354</u>	Total — Haywood Community College		
<b><u>Isothermal Community College</u></b>						
84.007	D	N	39,741	Federal Supplemental Educational Opportunity Grants		
84.033	D	N	37,331	Federal Work-Study Program		
84.063	D	N	4,896,955	Federal Pell Grant Program		
84.268	D	N	3,292	Federal Direct Student Loans		
99	I	N	140,986	Other Federal Assistance	1545	Corporation for Public Broadcast
			<u>5,118,305</u>	Total — Isothermal Community College		
<b><u>James Sprunt Community College</u></b>						
17.258	I	N	169,907	WIA Adult Program	13-2030-40-6136-03	Eastern Carolina Development Workforce Bd.
17.278	I	N	82,530	WIA Dislocated Worker Formula Grants	13-2020-40-6136-03	Eastern Carolina Development Workforce Bd.
84.007	D	N	32,870	Federal Supplemental Educational Opportunity Grants		
84.033	D	N	33,253	Federal Work-Study Program		
84.042	D	N	331,444	TRIO-Student Support Services		
84.044	D	N	251,688	TRIO-Talent Search		
84.047	D	N	287,752	TRIO-Upward Bound		
84.063	D	N	3,555,244	Federal Pell Grant Program		
			<u>4,744,688</u>	Total — James Sprunt Community College		

**SCHEDULE OF EXPENDITURES OF FEDERAL AWARDS (BY STATE AGENCY)**

For the Fiscal Year Ended June 30, 2014

<b>Federal CFDA Number</b>	<b>Direct/ Indirect</b>	<b>ARRA</b>	<b>Program Disbursements</b>	<b>Program Title</b>	<b>Pass-Through Number</b>	<b>Pass-Through Entity Name</b>
<b><u>Johnston Community College</u></b>						
84.007	D	N	91,249	Federal Supplemental Educational Opportunity Grants		
84.033	D	N	89,190	Federal Work-Study Program		
84.042	D	N	198,827	TRIO-Student Support Services		
84.063	D	N	8,372,916	Federal Pell Grant Program		
84.268	D	N	7,430,971	Federal Direct Student Loans		
			<u>16,183,153</u>	Total — Johnston Community College		
<b><u>Lenoir Community College</u></b>						
17.258	I	N	291,633	WIA Adult Program	11-2020-40-6169	Eastern Carolina Workforce Dev Board
17.259	I	N	425,069	WIA Youth Activities	11-2020-40-6169	Eastern Carolina Workforce Dev Board
17.278	I	N	81,124	WIA Dislocated Worker Formula Grants	11-2020-40-6169	Eastern Carolina Workforce Dev Board
84.007	D	N	133,167	Federal Supplemental Educational Opportunity Grants		
84.033	D	N	107,969	Federal Work-Study Program		
84.063	D	N	7,380,696	Federal Pell Grant Program		
			<u>8,419,658</u>	Total — Lenoir Community College		
<b><u>Martin Community College</u></b>						
84.007	D	N	14,490	Federal Supplemental Educational Opportunity Grants		
84.033	D	N	23,599	Federal Work-Study Program		
84.063	D	N	1,683,243	Federal Pell Grant Program		
			<u>1,721,332</u>	Total — Martin Community College		
<b><u>Mayland Community College</u></b>						
17.258	I	N	175,784	WIA Adult Program	N/A	Region D
17.259	I	N	167,579	WIA Youth Activities	N/A	Region D
17.278	I	N	263,630	WIA Dislocated Worker Formula Grants	N/A	Region D
84.007	D	N	26,835	Federal Supplemental Educational Opportunity Grants		
84.033	D	N	21,944	Federal Work-Study Program		
84.042	D	N	290,472	TRIO-Student Support Services		
84.063	D	N	2,113,668	Federal Pell Grant Program		
			<u>3,059,912</u>	Total — Mayland Community College		
<b><u>McDowell Technical Community College</u></b>						
84.007	D	N	21,598	Federal Supplemental Educational Opportunity Grants		
84.033	D	N	27,070	Federal Work-Study Program		
84.063	D	N	2,337,406	Federal Pell Grant Program		
84.268	D	N	2,356	Federal Direct Student Loans		
			<u>2,388,430</u>	Total — McDowell Technical Community College		
<b><u>Mitchell Community College</u></b>						
84.007	D	N	45,000	Federal Supplemental Educational Opportunity Grants		
84.033	D	N	42,241	Federal Work-Study Program		
84.063	D	N	6,106,536	Federal Pell Grant Program		
			<u>6,193,777</u>	Total — Mitchell Community College		

**SCHEDULE OF EXPENDITURES OF FEDERAL AWARDS (BY STATE AGENCY)**

For the Fiscal Year Ended June 30, 2014

<b>Federal CFDA Number</b>	<b>Direct/ Indirect</b>	<b>ARRA</b>	<b>Program Disbursements</b>	<b>Program Title</b>	<b>Pass-Through Number</b>	<b>Pass-Through Entity Name</b>
<b><u>Montgomery Community College</u></b>						
84.007	D	N	16,426	Federal Supplemental Educational Opportunity Grants		
84.033	D	N	25,631	Federal Work-Study Program		
84.063	D	N	1,524,688	Federal Pell Grant Program		
			<u>1,566,745</u>	Total — Montgomery Community College		
<b><u>Nash Community College</u></b>						
11.300	D	N	455,896	Investments for Public Works and Economic Development Facilities		
17.258	I	N	69,553	WIA Adult Program	9-2020/2040-21-4597-03	Turning Point Workforce Development Board
17.259	I	N	57,103	WIA Youth Activities	9-2020/2040-21-4597-03	Turning Point Workforce Development Board
17.282	D	N	19,173	Trade Adjustment Assistance Community College and Career Training (TAACCT) Grants		
84.007	D	N	16,770	Federal Supplemental Educational Opportunity Grants		
84.033	D	N	25,000	Federal Work-Study Program		
84.063	D	N	7,290,589	Federal Pell Grant Program		
84.268	D	N	4,654,890	Federal Direct Student Loans		
			<u>12,588,974</u>	Total — Nash Community College		
<b><u>Pamlico Community College</u></b>						
17.258	I	N	104,250	WIA Adult Program	14-2020-40-62227-08	Eastern Carolina Workforce Development Board
17.804	D	N	5,244	Local Veterans' Employment Representative Program		
84.007	D	N	15,192	Federal Supplemental Educational Opportunity Grants		
84.033	D	N	7,018	Federal Work-Study Program		
84.063	D	N	803,077	Federal Pell Grant Program		
			<u>934,781</u>	Total — Pamlico Community College		
<b><u>Piedmont Community College</u></b>						
17.258	I	N	8,909	WIA Adult Program	N/A	Council of Governments
17.259	I	N	128,741	WIA Youth Activities	N/A	Council of Governments
17.260	I	N	36,221	WIA Dislocated Workers	N/A	Council of Governments
84.007	D	N	55,518	Federal Supplemental Educational Opportunity Grants		
84.033	D	N	49,582	Federal Work-Study Program		
84.042	D	N	299,887	TRIO-Student Support Services		
84.063	D	N	3,353,103	Federal Pell Grant Program		
84.066	D	N	570,433	TRIO-Educational Opportunity Centers		
84.268	D	N	4,586	Federal Direct Student Loans		
			<u>4,506,980</u>	Total — Piedmont Community College		
<b><u>Pitt Community College</u></b>						
10.558	D	N	187	Child and Adult Care Food Program		
84.007	D	N	195,828	Federal Supplemental Educational Opportunity Grants		
84.033	D	N	180,681	Federal Work-Study Program		
84.042	D	N	221,061	TRIO-Student Support Services		
84.063	D	N	23,095,467	Federal Pell Grant Program		
84.066	D	N	227,562	TRIO-Educational Opportunity Centers		
84.268	D	N	27,602,050	Federal Direct Student Loans		
93.721	D	Y	665,506	ARRA - Health Information Technology Professionals in Health Care		
			<u>52,188,342</u>	Total — Pitt Community College		

**SCHEDULE OF EXPENDITURES OF FEDERAL AWARDS (BY STATE AGENCY)**

For the Fiscal Year Ended June 30, 2014

<b>Federal CFDA Number</b>	<b>Direct/ Indirect</b>	<b>ARRA</b>	<b>Program Disbursements</b>	<b>Program Title</b>	<b>Pass-Through Number</b>	<b>Pass-Through Entity Name</b>
<b><u>Randolph Community College</u></b>						
17.282	D	N	69,446	Trade Adjustment Assistance Community College and Career Training (TAACCCT) Grants		
84.007	D	N	43,838	Federal Supplemental Educational Opportunity Grants		
84.033	D	N	61,839	Federal Work-Study Program		
84.063	D	N	6,328,616	Federal Pell Grant Program		
			<u>6,503,739</u>	Total — Randolph Community College		
<b><u>Richmond Community College</u></b>						
11.300	D	N	1,009,835	Investments for Public Works and Economic Development Facilities		
84.007	D	N	55,034	Federal Supplemental Educational Opportunity Grants		
84.033	D	N	55,711	Federal Work-Study Program		
84.063	D	N	6,943,075	Federal Pell Grant Program		
			<u>8,063,655</u>	Total — Richmond Community College		
<b><u>Roanoke-Chowan Community College</u></b>						
84.007	D	N	17,168	Federal Supplemental Educational Opportunity Grants		
84.033	D	N	34,838	Federal Work-Study Program		
84.042	D	N	244,801	TRIO-Student Support Services		
84.063	D	N	2,293,145	Federal Pell Grant Program		
			<u>2,589,952</u>	Total — Roanoke-Chowan Community College		
<b><u>Robeson Community College</u></b>						
17.259	I	N	184,035	WIA Youth Activities	2040 44 5465	Council of Government
17.282	D	N	4,750,813	Trade Adjustment Assistance Community College and Career Training (TAACCCT) Grants		
47.076	D	N	68,005	Education and Human Resources		
84.007	D	N	59,200	Federal Supplemental Educational Opportunity Grants		
84.033	D	N	52,481	Federal Work-Study Program		
84.042	D	N	241,035	TRIO-Student Support Services		
84.063	D	N	6,272,988	Federal Pell Grant Program		
84.382	D	N	157,140	Strengthening Minority-Serving Institutions		
			<u>11,785,697</u>	Total — Robeson Community College		
<b><u>Rockingham Community College</u></b>						
84.007	D	N	44,051	Federal Supplemental Educational Opportunity Grants		
84.033	D	N	46,943	Federal Work-Study Program		
84.042	D	N	232,107	TRIO-Student Support Services		
84.063	D	N	3,507,177	Federal Pell Grant Program		
			<u>3,830,278</u>	Total — Rockingham Community College		
<b><u>Rowan-Cabarrus Community College</u></b>						
84.007	D	N	88,100	Federal Supplemental Educational Opportunity Grants		
84.033	D	N	75,680	Federal Work-Study Program		
84.063	D	N	16,497,151	Federal Pell Grant Program		
84.268	D	N	15,273,619	Federal Direct Student Loans		
			<u>31,934,550</u>	Total — Rowan-Cabarrus Community College		

**SCHEDULE OF EXPENDITURES OF FEDERAL AWARDS (BY STATE AGENCY)**

For the Fiscal Year Ended June 30, 2014

<b>Federal CFDA Number</b>	<b>Direct/ Indirect</b>	<b>ARRA</b>	<b>Program Disbursements</b>	<b>Program Title</b>	<b>Pass-Through Number</b>	<b>Pass-Through Entity Name</b>
<b><u>Sampson Community College</u></b>						
84.002	D	N	212,342	Adult Education-Basic Grants to States		
84.007	D	N	32,813	Federal Supplemental Educational Opportunity Grants		
84.033	D	N	33,490	Federal Work-Study Program		
84.042	D	N	231,135	TRIO-Student Support Services		
84.048	D	N	72,302	Career and Technical Education -- Basic Grants to States		
84.063	D	N	3,077,328	Federal Pell Grant Program		
			<u>3,659,410</u>	Total — Sampson Community College		
<b><u>Sandhills Community College</u></b>						
84.007	D	N	99,973	Federal Supplemental Educational Opportunity Grants		
84.033	D	N	115,028	Federal Work-Study Program		
84.042	D	N	191,284	TRIO-Student Support Services		
84.063	D	N	7,454,027	Federal Pell Grant Program		
			<u>7,860,312</u>	Total — Sandhills Community College		
<b><u>South Piedmont Community College</u></b>						
84.007	D	N	28,350	Federal Supplemental Educational Opportunity Grants		
84.033	D	N	29,138	Federal Work-Study Program		
84.063	D	N	3,934,407	Federal Pell Grant Program		
			<u>3,991,895</u>	Total — South Piedmont Community College		
<b><u>Southeastern Community College</u></b>						
17.258	I	N	249,747	WIA Adult Program	0-2020-33	Cape Fear COG
17.259	I	N	218,779	WIA Youth Activities	0-2030-33	Cape Fear COG
17.260	I	N	108,707	WIA Dislocated Workers	0-2040-33	Cape Fear COG
84.007	D	N	75,283	Federal Supplemental Educational Opportunity Grants		
84.033	D	N	68,128	Federal Work-Study Program		
84.044	D	N	370,258	TRIO-Talent Search		
84.063	D	N	3,245,398	Federal Pell Grant Program		
84.268	D	N	200,095	Federal Direct Student Loans		
93.364	D	N	20,850	Nursing Student Loans		
94.002	D	N	94,662	Retired and Senior Volunteer Program		
			<u>4,651,907</u>	Total — Southeastern Community College		
<b><u>Southwestern Community College</u></b>						
84.007	D	N	36,592	Federal Supplemental Educational Opportunity Grants		
84.031	D	N	57,827	Higher Education-Institutional Aid		
84.033	D	N	55,765	Federal Work-Study Program		
84.042	D	N	276,674	TRIO-Student Support Services		
84.047	D	N	232,866	TRIO-Upward Bound		
84.063	D	N	4,478,955	Federal Pell Grant Program		
84.268	D	N	1,914,378	Federal Direct Student Loans		
			<u>7,053,057</u>	Total — Southwestern Community College		
<b><u>Stanly Community College</u></b>						
84.007	D	N	48,960	Federal Supplemental Educational Opportunity Grants		
84.031	D	N	184,122	Higher Education-Institutional Aid		

**SCHEDULE OF EXPENDITURES OF FEDERAL AWARDS (BY STATE AGENCY)**

For the Fiscal Year Ended June 30, 2014

<b>Federal CFDA Number</b>	<b>Direct/ Indirect</b>	<b>ARRA</b>	<b>Program Disbursements</b>	<b>Program Title</b>	<b>Pass-Through Number</b>	<b>Pass-Through Entity Name</b>
84.033	D	N	68,820	Federal Work-Study Program		
84.063	D	N	5,324,829	Federal Pell Grant Program		
			<u>5,626,731</u>	Total — Stanly Community College		
<b><u>Surry Community College</u></b>						
84.007	D	N	41,955	Federal Supplemental Educational Opportunity Grants		
84.033	D	N	68,248	Federal Work-Study Program		
84.047	D	N	135,126	TRIO-Upward Bound		
84.063	D	N	5,572,667	Federal Pell Grant Program		
84.066	D	N	201,148	TRIO-Educational Opportunity Centers		
			<u>6,019,144</u>	Total — Surry Community College		
<b><u>Tri-County Community College</u></b>						
84.007	D	N	29,373	Federal Supplemental Educational Opportunity Grants		
84.033	D	N	34,737	Federal Work-Study Program		
84.063	D	N	3,259,344	Federal Pell Grant Program		
84.268	D	N	1,041,792	Federal Direct Student Loans		
			<u>4,365,246</u>	Total — Tri-County Community College		
<b><u>Vance-Granville Community College</u></b>						
17.258	I	N	35,768	WIA Adult Program	1117	Kerr-Tar Regional Council of Governments
17.259	I	N	130,966	WIA Youth Activities	1117	Kerr-Tar Regional Council of Governments
17.282	D	N	37,162	Trade Adjustment Assistance Community College and Career Training (TAACCT) Grants		
64.028	D	N	41,747	Post-9/11 Veterans Educational Assistance		
84.007	D	N	56,061	Federal Supplemental Educational Opportunity Grants		
84.033	D	N	74,451	Federal Work-Study Program		
84.063	D	N	6,739,853	Federal Pell Grant Program		
84.268	D	N	7,496	Federal Direct Student Loans		
			<u>7,123,504</u>	Total — Vance-Granville Community College		
<b><u>Wake Technical Community College</u></b>						
17.245	D	N	769,166	Trade Adjustment Assistance		
17.261	D	N	2,500	WIA Pilots, Demonstrations, and Research Projects		
17.282	D	N	16,771	Trade Adjustment Assistance Community College and Career Training (TAACCT) Grants		
47.076	D	N	109,014	Education and Human Resources		
84.007	D	N	230,750	Federal Supplemental Educational Opportunity Grants		
84.033	D	N	295,939	Federal Work-Study Program		
84.063	D	N	33,809,936	Federal Pell Grant Program		
84.141	D	N	525,631	Migrant Education-High School Equivalency Program		
84.268	D	N	45,787,470	Federal Direct Student Loans		
			<u>81,547,177</u>	Total — Wake Technical Community College		
<b><u>Wayne Community College</u></b>						
17.258	I	N	179,481	WIA Adult Program	14-2020-40-6331-09	Eastern Carolina Workforce Dev. Board
17.260	I	N	104,207	WIA Dislocated Workers	14-2030-40-6331-09	Eastern Carolina Workforce Dev. Board
17.282	D	N	128	Trade Adjustment Assistance Community College and Career Training (TAACCT) Grants		
47.076	D	N	57,705	Education and Human Resources		
84.007	D	N	106,469	Federal Supplemental Educational Opportunity Grants		

**SCHEDULE OF EXPENDITURES OF FEDERAL AWARDS (BY STATE AGENCY)**

For the Fiscal Year Ended June 30, 2014

<b>Federal CFDA Number</b>	<b>Direct/ Indirect</b>	<b>ARRA</b>	<b>Program Disbursements</b>	<b>Program Title</b>	<b>Pass-Through Number</b>	<b>Pass-Through Entity Name</b>
84.031	D	N	56,557	Higher Education-Institutional Aid		
84.033	D	N	96,682	Federal Work-Study Program		
84.063	D	N	8,053,304	Federal Pell Grant Program		
84.268	D	N	8,211,605	Federal Direct Student Loans		
			<u>16,866,138</u>	Total — Wayne Community College		

**Western Piedmont Community College**

84.007	D	N	60,348	Federal Supplemental Educational Opportunity Grants		
84.033	D	N	69,388	Federal Work-Study Program		
84.042	D	N	254,690	TRIO-Student Support Services		
84.044	D	N	270,929	TRIO-Talent Search		
84.063	D	N	6,103,788	Federal Pell Grant Program		
84.268	D	N	34,274	Federal Direct Student Loans		
			<u>6,793,417</u>	Total — Western Piedmont Community College		

**Wilkes Community College**

17.258	I	N	6,926	WIA Adult Program	12-2020-49-1533	HCCG
17.258	I	N	232,491	WIA Adult Program	13-2020-49-1533	HCCG
17.259	I	N	9,931	WIA Youth Activities	12-2040-49-1533	HCCG
17.259	I	N	192,810	WIA Youth Activities	13-2040-49-1533	HCCG
17.278	I	N	7,401	WIA Dislocated Worker Formula Grants	12-2030-49-1533	HCCG
17.278	I	N	1,402	WIA Dislocated Worker Formula Grants	12-2031-49-1533	HCCG
17.278	I	N	15,460	WIA Dislocated Worker Formula Grants	12-2031-49-1533OJT	HCCG
17.278	I	N	235,403	WIA Dislocated Worker Formula Grants	13-2030-49-1533	HCCG
17.278	I	N	100,000	WIA Dislocated Worker Formula Grants	13-2031-49-1533	HCCG
17.278	I	N	231,258	WIA Dislocated Worker Formula Grants	13-2031-49-1533OJT	HCCG
84.007	D	N	20,000	Federal Supplemental Educational Opportunity Grants		
84.033	D	N	54,101	Federal Work-Study Program		
84.042	D	N	307,831	TRIO-Student Support Services		
84.063	D	N	6,303,482	Federal Pell Grant Program		
84.268	D	N	2,107,300	Federal Direct Student Loans		
			<u>9,825,796</u>	Total — Wilkes Community College		

**Wilson Community College**

84.007	D	N	40,334	Federal Supplemental Educational Opportunity Grants		
84.033	D	N	37,928	Federal Work-Study Program		
84.042	D	N	311,564	TRIO-Student Support Services		
84.047	D	N	266,533	TRIO-Upward Bound		
84.063	D	N	4,470,425	Federal Pell Grant Program		
84.268	D	N	1,630,387	Federal Direct Student Loans		
			<u>6,757,171</u>	Total — Wilson Community College		

800,170,451 Total — Community Colleges***Other Component Units:*****North Carolina Health Risk Pool, Inc. d/b/a Inclusive Health**

93.780	D	N	196,426	Grants to States for Operation of Qualified High-Risk Pools		
			<u>196,426</u>	Total — The N.C. Health Risk Pool, Inc d/b/a Inclusive Health		

**SCHEDULE OF EXPENDITURES OF FEDERAL AWARDS (BY STATE AGENCY)**

For the Fiscal Year Ended June 30, 2014

<b>Federal CFDA Number</b>	<b>Direct/ Indirect</b>	<b>ARRA</b>	<b>Program Disbursements</b>	<b>Program Title</b>	<b>Pass-Through Number</b>	<b>Pass-Through Entity Name</b>
<b><u>North Carolina State Ports Authority</u></b>						
97.067	D	N	20,000	Homeland Security Grant Program		
			20,000	Total — North Carolina Global Transpark		
			216,426	Total — Other Component Units		
			800,386,877	Total — Component Units		
			<b><u>\$20,960,319,028</u></b>	<b>Total Expenditures of Federal Awards</b>		

N/A = Not Available

D = Direct Federal Assistance – Assistance received directly from the federal government or received in a pass-through relationship from other State entities.

I = Indirect Federal Assistance – Assistance received in a pass-through relationship from entities other than the federal government or other State entities.

The accompanying notes are an integral part of this schedule.



## NOTES TO THE SCHEDULE OF EXPENDITURES OF FEDERAL AWARDS

June 30, 2014

## NOTE 1: SUMMARY OF SIGNIFICANT ACCOUNTING POLICIES

### A. Basis of Presentation

The accompanying Schedule of Expenditures of Federal Awards is presented in accordance with the requirements of OMB Circular A-133, *Audits of States, Local Governments, and Non-Profit Organizations*. The Schedule appears in three formats:

- **Summary** – The summary schedule reports expenditures of federal awards by program or program cluster.
- **Detail** – The detail schedule presents federal programs by federal agency and lists individual programs within program clusters.
- **By State Agency** – The schedule by state agency presents expenditures of federal awards by state agency and by program. In some instances, federal funds have been transferred from one state agency to another to be expended in the same program. When this is the case, the expenditure of federal awards has been reported under the organization which received the funds directly from the Federal Government.

Federal CFDA numbers are from the Catalog of Federal Domestic Assistance published by the Office of Management and Budget and the General Services Administration. Programs without a CFDA number are presented with only the federal agency's two-digit prefix in place of a CFDA number.

### B. Reporting Entity

The State of North Carolina financial reporting entity is fully described in Note 1 to the financial statements. The financial reporting entity includes (1) the primary government, (2) organizations for which the primary government is financially accountable, and (3) other organizations for which the nature and significance of their relationship with the primary government are such that exclusion would cause the primary government's financial statements to be misleading or incomplete.

The accompanying Schedule of Expenditures of Federal Awards includes all federal programs administered by the state financial reporting entity except the programs of the State Education Assistance Authority and North Carolina Housing Finance Agency. These agencies issue separate single audit reports for their programs.

### C. Basis of Accounting

An award is considered expended when the activity related to the award occurs. The activity generally pertains to events requiring compliance with laws, regulations, and the provisions of contract and grant agreements. Specific transaction types have been recognized as follows:

*Direct Costs:* Direct costs have been recognized on the cash basis of accounting, that is, when cash is disbursed rather than when the charge is incurred.

*Indirect costs:* Indirect costs are recovered from the federal government by applying a federally approved indirect cost rate or by allocating these costs among benefiting programs in accordance with a federally approved plan. Each program's share of indirect costs is recognized on the accompanying Schedule of Expenditures of Federal Awards.

*Loan and loan guarantee transactions:*

- Federal Perkins Loan Program - Federal Capital Contributions (CFDA 84.038), Nurse Faculty Loan Program (CFDA 93.264), Health Professions Student Loans, Including Primary Care Loans/Loans for Disadvantaged Students (93.342), Nursing Student Loans (CFDA 93.364), Capitalization Grants for Clean Water State Revolving Funds (CFDA 66.458), Capitalization Grants for Drinking Water State Revolving Funds (66.468) and Community Development Block Grant Revolving Loan Fund (14.228) – Expenditures of federal awards in the accompanying Schedule of Expenditures of Federal Awards include the value of new loans made during the year, the balance of loans from previous years with federal continuing compliance requirements, federal capital contributions received during the year, interest subsidy, and administrative cost allowances. Loan balances outstanding at year-end are disclosed in Note 2.
- Federal Direct Student Loans (CFDA 84.268) – These loans are made by outside lenders to students at institutions of higher education within the State reporting entity. The institutions are responsible for certain administrative requirements for new loans. As a result, the value of loans made during the year and administrative cost allowances are recognized as expenditures of federal awards in the accompanying Schedule of Expenditures of Federal Awards. The balance of loans for previous years is not included because the lender accounts for the prior balances.

**NOTES TO THE SCHEDULE OF EXPENDITURES OF FEDERAL AWARDS**

June 30, 2014

*Other non-cash assistance:*

The State of North Carolina participated in several federal programs in which non-cash benefits are provided through the state to eligible participants. These include:

- Food Distribution Programs – Food commodities donated to the N.C. Department of Agriculture are reported at the value assigned by the U.S. Department of Agriculture. The Schedule of Expenditures of Federal Awards includes commodity distributions of:
 

<u>Program</u>	<u>CFDA #</u>	<u>Non-Cash Value</u>
Nation School Lunch Program	10.555	\$43,700,332
Summer Food Service Program for Children	10.559	47,564
Commodity Supplemental Food Program	10.565	315,771
Food Distribution Program on Indian Reservations	10.567	576,906
Emergency Food Assistance Program (Food Commodities)	10.569	17,512,500
- Supplemental Nutrition Assistance Program (CFDA 10.551) – The State issues food stamp benefits in electronic form. Food stamp benefits are recognized as expenditures when recipients use the benefits. Food Stamps used during the fiscal year of \$2,409,132,037 are reported as expenditures in the Schedule of Expenditures of Federal Awards.
- Immunization Grants (CFDA 93.268) – Vaccines donated to the N. C. Department of Health and Human Services are reported at the value assigned by the U. S. Department of Health and Human Services. The amount reported in the Schedule of Expenditures of Federal Awards reflects \$110,619,203 in routine immunizations including seasonal influenza.
- Donation of Federal Surplus Personal Property (CFDA 39.003) – Federal surplus property donated to the N.C. Department of Administration is valued at estimated fair market value at the time of receipt. Federal surplus property, with an estimated value of \$4,211,283, received during the fiscal year is reported

as expenditures in the Schedule of Expenditures of Federal Awards.

- Donation of Federal Property(CFDA 43.000) – Federal property donated to North Carolina State University is valued at estimated fair market value at the time of receipt. Federal property, with an estimated value of \$140,000, received during the fiscal year is reported as expenditures in the Schedule of Expenditures of Federal Awards.
- Higher Education – Institutional Aid (CFDA 84.031) Funds to be used for endowments and the endowment is federally restricted. The cumulative balance of the federal awards for endowment funds that are restricted are considered awards expended in each year in which the funds are restricted. The endowment balance at the end of fiscal year of \$7,902,615 is reported as an expenditure in the Schedule of Expenditures of Federal Awards.

**NOTE 2: FEDERAL LOANS OUTSTANDING**

The State of North Carolina had the following federal loan balances outstanding at year-end:

<u>Program</u>	<u>CFDA #</u>	<u>Amount Outstanding</u>
Federal Perkins Loan Program - Federal Capital Contributions	84.038	\$97,204,097
Capitalization Grants for Drinking Water State Revolving Funds	66.468	35,039,362
Capitalization Grants for Clean Water State Revolving Funds	66.458	103,267,364
Community Development Block Grant Revolving Loan Fund	14.228	3,418,323
Health Professions Student Loans, Including Primary Care Loans/Loans for Disadvantaged Students	93.342	3,767,960
Nursing Student Loans	93.364	435,694
Nurse Faculty Loan Program	93.264	441,092

**NOTES TO THE SCHEDULE OF EXPENDITURES OF FEDERAL AWARDS**June 30, 2014

---

---

**NOTE 3: UNEMPLOYMENT INSURANCE**

---

State unemployment tax revenues and payments in lieu of taxes are combined with federal funds and used to pay benefits under the Unemployment Insurance program (CFDA 17.225). The state and federal portions of the total expenditures reported on the Schedule were \$656,222,307 and \$113,959,011 respectively. Of the federal portion of expenditures noted, \$2,039,302 are American Recovery and Reinvestment Act funds.

---

**NOTE 4: SUPPLEMENTAL NUTRITIONAL ASSISTANCE PROGRAM**

---

The reported expenditures for benefits under the Supplemental Nutrition Assistance Program (SNAP) (CFDA No. 10.551) are supported by both regularly appropriated funds and incremental funding made available under section 101 of the American Recovery and Reinvestment Act of 2009. The portion of total expenditures for SNAP benefits that is supported by Recovery Act funds varies according to fluctuations in the cost of the Thrifty Food Plan, and to changes in participating households' income, deductions, and assets. This condition prevents USDA from obtaining the regular and Recovery Act components of SNAP benefits expenditures through normal program reporting processes. As an alternative, USDA has computed a weighted average percentage to be applied to the national aggregate SNAP benefits provided to households in order to allocate an appropriate portion thereof to Recovery Act funds. This methodology generates valid results at the national aggregate level but not at the individual State level. Therefore, we cannot validly disaggregate the regular and Recovery Act components of our reported expenditures for SNAP benefits. At the national aggregate level, however, Recovery Act funds account for 0.64 percent of USDA's total expenditures for SNAP benefits in the Federal fiscal year ended September 30, 2014.

---

**NOTE 5: PASS-THROUGH AWARDS**

---

Circular A-133 defines a *subrecipient* as an entity that expends federal awards that are received from a pass-through entity to carry out a federal program. The total amount provided to subrecipients from each federal program is separately identified in the accompanying Summary Schedule of Expenditures of Federal Awards.

Note: Certain transactions relating to federal financial assistance may appear in the records of more than one state recipient agency. To avoid duplication and the overstatement of the aggregate level of federal financial assistance expended by the State of North Carolina, when federal financial assistance is received by one state recipient agency and redistributed to another state agency (i.e., a pass-through of funds by the primary recipient state agency to a sub-recipient state agency), the federal financial assistance will be reflected as expenditures by the primary recipient state agency.

[ This Page Left Blank Intentionally ]

**Summary Schedule of Prior Audit Findings  
For the Year Ended June 30, 2014**

**SUMMARY SCHEDULE OF PRIOR AUDIT FINDINGS**

For the Fiscal Year Ended June 30, 2014

<b>Original Finding Number **</b>	<b>State Department</b>	<b>Current Status of Prior Audit Finding</b>
11-SA-1	Public Instruction	<u>Management Decisions Not Issued to Subrecipients for Significant Deficiency Findings</u>  The audit finding does not warrant further action because: <ol style="list-style-type: none"> <li>1. As of today, January 6, 2015, two years have passed since the audit report in which the finding occurred was submitted on March 27, 2012 to the Federal clearinghouse;</li> <li>2. The U.S. Department of Agriculture is not currently following up with the Department on the audit finding; and</li> <li>3. A management decision has not been issued.</li> </ol>
11-SA-2	Public Instruction	<u>Management Decisions Not Issued to Subrecipients for Significant Deficiency Findings</u>  The audit finding does not warrant further action because: <ol style="list-style-type: none"> <li>1. As of today, January 6, 2015, two years have passed since the audit report in which the finding occurred was submitted on March 27, 2012 to the Federal clearinghouse;</li> <li>2. The U.S. Department of Agriculture is not currently following up with the Department on the audit finding; and</li> <li>3. A management decision has not been issued.</li> </ol>
11-SA-3	Public Instruction	<u>Inadequate Monitoring of Subrecipients for the State Revenue Match</u>  The audit finding does not warrant further action because: <ol style="list-style-type: none"> <li>1. As of today, January 6, 2015, two years have passed since the audit report in which the finding occurred was submitted on March 27, 2012 to the Federal clearinghouse;</li> <li>2. The U.S. Department of Agriculture is not currently following up with the Department on the audit finding; and</li> <li>3. A management decision has not been issued.</li> </ol>
11-SA-4	Public Instruction	<u>Management Decisions Not Issued to Subrecipients for Significant Deficiency Findings</u>  The audit finding does not warrant further action because: <ol style="list-style-type: none"> <li>1. As of today, January 6, 2015, two years have passed since the audit report in which the finding occurred was submitted on March 27, 2012 to the Federal clearinghouse;</li> </ol>

**SUMMARY SCHEDULE OF PRIOR AUDIT FINDINGS**

For the Fiscal Year Ended June 30, 2014

<b>Original Finding Number **</b>	<b>State Department</b>	<b>Current Status of Prior Audit Finding</b>
		<ol style="list-style-type: none"> <li>2. The U.S. Department of Agriculture is not currently following up with the Department on the audit finding; and</li> <li>3. A management decision has not been issued.</li> </ol>
11-SA-5	Health and Human Services	<p><u>Inadequate Program Change Controls</u></p> <p>The audit finding does not warrant further action because:</p> <ol style="list-style-type: none"> <li>1. As of today, June 9, 2014, two years have passed since the audit report in which the finding occurred was submitted on March 27, 2012 to the Federal clearinghouse;</li> <li>2. The U.S. Department of Agriculture is not currently following up with the Department on the audit finding; and</li> <li>3. A management decision has not been issued.</li> </ol>
11-SA-6	Health and Human Services	<p><u>Deficiencies in WIC Cash Management Procedures</u></p> <p>The audit finding does not warrant further action because:</p> <ol style="list-style-type: none"> <li>1. As of today, June 9, 2014 , two years have passed since the audit report in which the finding occurred was submitted on March 27, 2012 to the Federal clearinghouse;</li> <li>2. The U.S. Department of Agriculture is not currently following up with the Department on the audit finding; and</li> <li>3. A management decision has not been issued.</li> </ol>
11-SA-7	Health and Human Services	<p><u>Deficiencies Identified in the Monitoring of WIC High-Risk Vendors</u></p> <p>The audit finding does not warrant further action because:</p> <ol style="list-style-type: none"> <li>1. As of today, June 9, 2014, two years have passed since the audit report in which the finding occurred was submitted on March 27, 2012 to the Federal clearinghouse;</li> <li>2. The U.S. Department of Agriculture is not currently following up with the Department on the audit finding; and</li> <li>3. A management decision has not been issued.</li> </ol>
11-SA-8	Commerce	<p><u>Lack of Segregation of Duties – Administration of Grant Management System</u></p> <p>The audit finding does not warrant further action because:</p> <ol style="list-style-type: none"> <li>1. As of today, February 10, 2015, two years have passed since the audit report in which the finding occurred was submitted on March 27, 2012 to the Federal clearinghouse;</li> </ol>

**SUMMARY SCHEDULE OF PRIOR AUDIT FINDINGS**

For the Fiscal Year Ended June 30, 2014

<b>Original Finding Number **</b>	<b>State Department</b>	<b>Current Status of Prior Audit Finding</b>
		<ol style="list-style-type: none"> <li>2. The U.S. Department of Housing and Urban Development is not currently following up with the Department on the audit finding; and</li> <li>3. A management decision has not been issued.</li> </ol>
11-SA-9	Commerce	<p><u>Deficiencies in Federal Reporting</u></p> <p>The audit finding does not warrant further action because:</p> <ol style="list-style-type: none"> <li>1. As of today, February 10, 2015, two years have passed since the audit report in which the finding occurred was submitted on March 27, 2012 to the Federal clearinghouse;</li> <li>2. The U.S. Department of Housing and Urban Development is not currently following up with the Department on the audit finding; and</li> <li>3. A management decision has not been issued.</li> </ol>
11-SA-10	Commerce	<p><u>Deficiencies in Information System Access Controls</u></p> <p>The audit finding does not warrant further action because:</p> <ol style="list-style-type: none"> <li>1. As of today, February 10, 2015, two years have passed since the audit report in which the finding occurred was submitted on March 27, 2012 to the Federal clearinghouse;</li> <li>2. The U.S. Department of Housing and Urban Development is not currently following up with the Department on the audit finding; and</li> <li>3. A management decision has not been issued.</li> </ol>
11-SA-11	Commerce	<p><u>Deficiencies in Subrecipient Monitoring</u></p> <p>The audit finding does not warrant further action because:</p> <ol style="list-style-type: none"> <li>1. As of today, February 10, 2015, two years have passed since the audit report in which the finding occurred was submitted on March 27, 2012 to the Federal clearinghouse;</li> <li>2. The U.S. Department of Housing and Urban Development is not currently following up with the Department on the audit finding; and</li> <li>3. A management decision has not been issued.</li> </ol>
11-SA-12	Commerce	<p><u>Lack of Segregation of Duties – Administration of Grant Management System</u></p> <p>The audit finding does not warrant further action because:</p> <ol style="list-style-type: none"> <li>1. As of today, February 10, 2015, two years have passed since the audit report in which the finding occurred was submitted on March 27, 2012 to the Federal clearinghouse;</li> </ol>



**SUMMARY SCHEDULE OF PRIOR AUDIT FINDINGS**

For the Fiscal Year Ended June 30, 2014

<b>Original Finding Number **</b>	<b>State Department</b>	<b>Current Status of Prior Audit Finding</b>
		<ol style="list-style-type: none"> <li>2. The U.S. Department of Housing and Urban Development is not currently following up with the Department on the audit finding; and</li> <li>3. A management decision has not been issued.</li> </ol>
11-SA-13	Commerce	<u>Deficiencies in Federal Reporting</u>  The audit finding does not warrant further action because: <ol style="list-style-type: none"> <li>1. As of today, February 10, 2015, two years have passed since the audit report in which the finding occurred was submitted on March 27, 2012 to the Federal clearinghouse;</li> <li>2. The U.S. Department of Housing and Urban Development is not currently following up with the Department on the audit finding; and</li> <li>3. A management decision has not been issued.</li> </ol>
11-SA-14	Commerce	<u>Deficiencies in Information System Access Controls</u>  The audit finding does not warrant further action because: <ol style="list-style-type: none"> <li>1. As of today, February 10, 2015, two years have passed since the audit report in which the finding occurred was submitted on March 27, 2012 to the Federal clearinghouse;</li> <li>2. The U.S. Department of Housing and Urban Development is not currently following up with the Department on the audit finding; and</li> <li>3. A management decision has not been issued.</li> </ol>
11-SA-15	Commerce	<u>Deficiencies in Subrecipient Monitoring</u>  The audit finding does not warrant further action because: <ol style="list-style-type: none"> <li>1. As of today, February 10, 2015, two years have passed since the audit report in which the finding occurred was submitted on March 27, 2012 to the Federal clearinghouse;</li> <li>2. The U.S. Department of Housing and Urban Development is not currently following up with the Department on the audit finding; and</li> <li>3. A management decision has not been issued.</li> </ol>
11-SA-16	Commerce	<u>Federal Information Not Communicated to ARRA Subrecipients</u>  The audit finding does not warrant further action because: <ol style="list-style-type: none"> <li>1. As of today, February 10, 2015, two years have passed since the audit report in which the finding occurred was submitted on March 27, 2012 to the Federal clearinghouse;</li> </ol>

**SUMMARY SCHEDULE OF PRIOR AUDIT FINDINGS**

For the Fiscal Year Ended June 30, 2014

<b>Original Finding Number **</b>	<b>State Department</b>	<b>Current Status of Prior Audit Finding</b>
		<ol style="list-style-type: none"> <li>2. The U.S. Department of Housing and Urban Development is not currently following up with the Department on the audit finding; and</li> <li>3. A management decision has not been issued.</li> </ol>
11-SA-40	Transportation	<p><u>Subrecipients Not Monitored in Accordance with Plan</u></p> <p>The audit finding does not warrant further action because:</p> <ol style="list-style-type: none"> <li>1. As of today, January 22, 2015, two years have passed since the audit report in which the finding occurred was submitted on March 27, 2012 to the Federal clearinghouse;</li> <li>2. The U.S. Department of Transportation is not currently following up with the Department on the audit finding; and</li> <li>3. A management decision has not been issued.</li> </ol>
11-SA-41	Environment and Natural Resources	<p><u>Complete Award Information Not Clearly Communicated to Subrecipients</u></p> <p>The audit finding does not warrant further action because:</p> <ol style="list-style-type: none"> <li>1. As of today, November 14, 2014, two years have passed since the audit report in which the finding occurred was submitted on March 27, 2012 to the Federal clearinghouse;</li> <li>2. The U.S. Environmental Protection Agency is not currently following up with the Department on the audit finding; and</li> <li>3. A management decision has not been issued.</li> </ol>
11-SA-42	Environment and Natural Resources	<p><u>Monitoring of Subrecipient Cash Management Needs Improvement</u></p> <p>The audit finding does not warrant further action because:</p> <ol style="list-style-type: none"> <li>1. As of today, November 14, 2014, two years have passed since the audit report in which the finding occurred was submitted on March 27, 2012 to the Federal clearinghouse;</li> <li>2. The U.S. Environmental Protection Agency is not currently following up with the Department on the audit finding; and</li> <li>3. A management decision has not been issued.</li> </ol>
11-SA-43	Environment and Natural Resources	<p><u>Complete Award Information Not Clearly Communicated to Subrecipients</u></p> <p>The audit finding does not warrant further action because:</p> <ol style="list-style-type: none"> <li>1. As of today, November 14, 2014, two years have passed since the audit report in which the finding occurred was submitted on March 27, 2012 to the Federal clearinghouse;</li> </ol>

**SUMMARY SCHEDULE OF PRIOR AUDIT FINDINGS**

For the Fiscal Year Ended June 30, 2014

<b>Original Finding Number **</b>	<b>State Department</b>	<b>Current Status of Prior Audit Finding</b>
		<ol style="list-style-type: none"> <li>2. The U.S. Environmental Protection Agency is not currently following up with the Department on the audit finding; and</li> <li>3. A management decision has not been issued.</li> </ol>
11-SA-44	Environment and Natural Resources	<p><u>Monitoring of Subrecipient Cash Management Needs Improvement</u></p> <p>The audit finding does not warrant further action because:</p> <ol style="list-style-type: none"> <li>1. As of today, November 14, 2014, two years have passed since the audit report in which the finding occurred was submitted on March 27, 2012 to the Federal clearinghouse;</li> <li>2. The U.S. Environmental Protection Agency is not currently following up with the Department on the audit finding; and</li> <li>3. A management decision has not been issued.</li> </ol>
11-SA-49	Public Instruction	<p><u>Insufficient Documentation in Title I Subrecipient Monitoring Process</u></p> <p>The audit finding does not warrant further action because:</p> <ol style="list-style-type: none"> <li>1. As of today, December 23, 2014, two years have passed since the audit report in which the finding occurred was submitted on March 27, 2012 to the Federal clearinghouse;</li> <li>2. The U.S. Department of Education is not currently following up with the Department on the audit finding; and</li> <li>3. A management decision has not been issued.</li> </ol>
11-SA-54	Fayetteville State University	<p><u>Lack of Controls Over Preparation of the Annual Performance Report</u></p> <p>The audit finding does not warrant further action because:</p> <ol style="list-style-type: none"> <li>1. As of today, March 3, 2015, two years have passed since the audit report in which the finding occurred was submitted on March 27, 2012 to the Federal clearinghouse;</li> <li>2. The U.S. Department of Education is not currently following up with the Department on the audit finding; and</li> <li>3. A management decision has not been issued.</li> </ol>
11-SA-55	Community College System Office	<p><u>Subrecipient Monitoring Process Needs Improvement</u></p> <p>The audit finding does not warrant further action because:</p> <ol style="list-style-type: none"> <li>1. As of today, January 12, 2015, two years have passed since the audit report in which the finding occurred was submitted on March 27, 2012 to the Federal clearinghouse;</li> </ol>

**SUMMARY SCHEDULE OF PRIOR AUDIT FINDINGS**

For the Fiscal Year Ended June 30, 2014

<b>Original Finding Number **</b>	<b>State Department</b>	<b>Current Status of Prior Audit Finding</b>
		<ol style="list-style-type: none"> <li>2. The U.S. Department of Education is not currently following up with the Department on the audit finding; and</li> <li>3. A management decision has not been issued.</li> </ol>
11-SA-57	Public Instruction	<u>Noncompliance with Administrative Maintenance of Effort Requirement</u>  The audit finding does not warrant further action because: <ol style="list-style-type: none"> <li>1. As of today, January 6, 2015, two years have passed since the audit report in which the finding occurred was submitted on March 27, 2012 to the Federal clearinghouse;</li> <li>2. The U.S. Department of Education is not currently following up with the Department on the audit finding; and</li> <li>3. A management decision has not been issued.</li> </ol>
11-SA-63	Health and Human Services	<u>State Procurement Policies Not Followed</u>  The audit finding does not warrant further action because: <ol style="list-style-type: none"> <li>1. As of today, June 9, 2014, two years have passed since the audit report in which the finding occurred was submitted on March 27, 2012 to the Federal clearinghouse;</li> <li>2. The U.S. Department of Education is not currently following up with the Department on the audit finding; and</li> <li>3. A management decision has not been issued.</li> </ol>
11-SA-67	Public Instruction	<u>Twenty-First Century Grant Lacked Formalized Monitoring Procedures</u>  The audit finding does not warrant further action because: <ol style="list-style-type: none"> <li>1. As of today, December 31, 2014, two years have passed since the audit report in which the finding occurred was submitted on March 27, 2012 to the Federal clearinghouse;</li> <li>2. The U.S. Department of Education is not currently following up with the Department on the audit finding; and</li> <li>3. A management decision has not been issued.</li> </ol>
11-SA-68	Public Instruction	<u>Inadequate Controls Over DUNS Number Requirement</u>  The audit finding does not warrant further action because: <ol style="list-style-type: none"> <li>1. As of today, December 23, 2014, two years have passed since the audit report in which the finding occurred was submitted on March 27, 2012 to the Federal clearinghouse;</li> </ol>

**SUMMARY SCHEDULE OF PRIOR AUDIT FINDINGS**

For the Fiscal Year Ended June 30, 2014

<b>Original Finding Number **</b>	<b>State Department</b>	<b>Current Status of Prior Audit Finding</b>
		<ol style="list-style-type: none"> <li>2. The U.S. Department of Education is not currently following up with the Department on the audit finding; and</li> <li>3. A management decision has not been issued.</li> </ol>
11-SA-70	Public Instruction	<p><u>Weaknesses in Improving Teacher Quality Subrecipient Monitoring Process</u></p> <p>The audit finding does not warrant further action because:</p> <ol style="list-style-type: none"> <li>1. As of today, December 23, 2014, two years have passed since the audit report in which the finding occurred was submitted on March 27, 2012 to the Federal clearinghouse;</li> <li>2. The U.S. Department of Education is not currently following up with the Department on the audit finding; and</li> <li>3. A management decision has not been issued.</li> </ol>
11-SA-73	Public Instruction	<p><u>Incomplete Submission of Quarterly Recovery Act Reports</u></p> <p>The audit finding does not warrant further action because:</p> <ol style="list-style-type: none"> <li>1. As of today, December 23, 2014, two years have passed since the audit report in which the finding occurred was submitted on March 27, 2012 to the Federal clearinghouse;</li> <li>2. The U.S. Department of Education is not currently following up with the Department on the audit finding; and</li> <li>3. A management decision has not been issued.</li> </ol>
11-SA-74	Public Instruction	<p><u>Insufficient Documentation in Title I Subrecipient Monitoring Process</u></p> <p>The audit finding does not warrant further action because:</p> <ol style="list-style-type: none"> <li>1. As of today, December 31, 2014, two years have passed since the audit report in which the finding occurred was submitted on March 27, 2012 to the Federal clearinghouse;</li> <li>2. The U.S. Department of Education is not currently following up with the Department on the audit finding; and</li> <li>3. A management decision has not been issued.</li> </ol>
11-SA-76	Health and Human Services	<p><u>Deficiencies in Cash Management Procedures</u></p> <p>The audit finding does not warrant further action because:</p> <ol style="list-style-type: none"> <li>1. As of today, June 9, 2014, two years have passed since the audit report in which the finding occurred was submitted on March 27, 2012 to the Federal clearinghouse;</li> </ol>

**SUMMARY SCHEDULE OF PRIOR AUDIT FINDINGS**

For the Fiscal Year Ended June 30, 2014

<b>Original Finding Number **</b>	<b>State Department</b>	<b>Current Status of Prior Audit Finding</b>
		<ol style="list-style-type: none"> <li>2. The U.S. Department of Education is not currently following up with the Department on the audit finding; and</li> <li>3. A management decision has not been issued.</li> </ol>
11-SA-77	Health and Human Services	<p><u>Deficiencies in Documentation of Client Eligibility</u></p> <p>The audit finding does not warrant further action because:</p> <ol style="list-style-type: none"> <li>1. As of today, June 9, 2014, two years have passed since the audit report in which the finding occurred was submitted on March 27, 2012 to the Federal clearinghouse;</li> <li>2. The U.S. Department of Education is not currently following up with the Department on the audit finding; and</li> <li>3. A management decision has not been issued.</li> </ol>
11-SA-79	Public Instruction	<p><u>Incomplete Submission of Quarterly Recovery Act Reports</u></p> <p>The audit finding does not warrant further action because:</p> <ol style="list-style-type: none"> <li>1. As of today, December 23, 2014, two years have passed since the audit report in which the finding occurred was submitted on March 27, 2012 to the Federal clearinghouse;</li> <li>2. The U.S. Department of Education is not currently following up with the Department on the audit finding; and</li> <li>3. A management decision has not been issued.</li> </ol>
11-SA-82	Public Instruction	<p><u>Incomplete Submission of Quarterly Recovery Act Reports</u></p> <p>The audit finding does not warrant further action because:</p> <ol style="list-style-type: none"> <li>1. As of today, December 23, 2014, two years have passed since the audit report in which the finding occurred was submitted on March 27, 2012 to the Federal clearinghouse;</li> <li>2. The U.S. Department of Education is not currently following up with the Department on the audit finding; and</li> <li>3. A management decision has not been issued.</li> </ol>
11-SA-86	Public Instruction	<p><u>Incomplete Submission of Quarterly Recovery Act Reports</u></p> <p>The audit finding does not warrant further action because:</p> <ol style="list-style-type: none"> <li>1. As of today, December 23, 2014, two years have passed since the audit report in which the finding occurred was submitted on March 27, 2012 to the Federal clearinghouse;</li> </ol>

**SUMMARY SCHEDULE OF PRIOR AUDIT FINDINGS**

For the Fiscal Year Ended June 30, 2014

<b>Original Finding Number **</b>	<b>State Department</b>	<b>Current Status of Prior Audit Finding</b>
		<ol style="list-style-type: none"> <li>2. The U.S. Department of Education is not currently following up with the Department on the audit finding; and</li> <li>3. A management decision has not been issued.</li> </ol>
11-SA-90	Public Instruction	<p><u>Incomplete Submission of Quarterly Recovery Act Reports</u></p> <p>The audit finding does not warrant further action because:</p> <ol style="list-style-type: none"> <li>1. As of today, December 23, 2014, two years have passed since the audit report in which the finding occurred was submitted on March 27, 2012 to the Federal clearinghouse;</li> <li>2. The U.S. Department of Education is not currently following up with the Department on the audit finding; and</li> <li>3. A management decision has not been issued.</li> </ol>
11-SA-92	Health and Human Services	<p><u>Departmental Monitoring of Vaccine Providers was Inadequate</u></p> <p>The audit finding does not warrant further action because:</p> <ol style="list-style-type: none"> <li>1. As of today, June 9, 2014, two years have passed since the audit report in which the finding occurred was submitted on March 27, 2012 to the Federal clearinghouse;</li> <li>2. The U.S. Department of Health and Human Services is not currently following up with the Department on the audit finding; and</li> <li>3. A management decision has not been issued.</li> </ol>
11-SA-93	Health and Human Services	<p><u>Documentation Lacking in County Temporary Assistance for Needy Families Program Case Files</u></p> <p>The audit finding does not warrant further action because:</p> <ol style="list-style-type: none"> <li>1. As of today, June 9, 2014, two years have passed since the audit report in which the finding occurred was submitted on March 27, 2012 to the Federal clearinghouse;</li> <li>2. The U.S. Department of Health and Human Services is not currently following up with the Department on the audit finding; and</li> <li>3. A management decision has not been issued.</li> </ol>
11-SA-94	Health and Human Services	<p><u>Deficiencies in Subrecipient Expenditures Identified</u></p> <p>The audit finding does not warrant further action because:</p> <ol style="list-style-type: none"> <li>1. As of today, June 10, 2014, two years have passed since the audit report in which the finding occurred was submitted on March 27, 2012 to the Federal clearinghouse;</li> </ol>

**SUMMARY SCHEDULE OF PRIOR AUDIT FINDINGS**

For the Fiscal Year Ended June 30, 2014

<b>Original Finding Number **</b>	<b>State Department</b>	<b>Current Status of Prior Audit Finding</b>
		<ol style="list-style-type: none"> <li>The U.S. Department of Health and Human Services is not currently following up with the Department on the audit finding; and</li> <li>A management decision has not been issued.</li> </ol>
11-SA-95	Health and Human Services	<p><u>Deficiencies in Federal Reporting Procedures</u></p> <p>The audit finding does not warrant further action because:</p> <ol style="list-style-type: none"> <li>As of today, June 10, 2014, two years have passed since the audit report in which the finding occurred was submitted on March 27, 2012 to the Federal clearinghouse;</li> <li>The U.S. Department of Health and Human Services is not currently following up with the Department on the audit finding; and</li> <li>A management decision has not been issued.</li> </ol>
11-SA-96	Health and Human Services	<p><u>Deficiencies in Subrecipient Monitoring Procedures</u></p> <p>The audit finding does not warrant further action because:</p> <ol style="list-style-type: none"> <li>As of today, June 10, 2014, two years have passed since the audit report in which the finding occurred was submitted on March 27, 2012 to the Federal clearinghouse;</li> <li>The U.S. Department of Health and Human Services is not currently following up with the Department on the audit finding; and</li> <li>A management decision has not been issued.</li> </ol>
11-SA-97	Health and Human Services	<p><u>Federal Award Information Not Properly Communicated to Subrecipients</u></p> <p>The audit finding does not warrant further action because:</p> <ol style="list-style-type: none"> <li>As of today, June 10, 2014, two years have passed since the audit report in which the finding occurred was submitted on March 27, 2012 to the Federal clearinghouse;</li> <li>The U.S. Department of Health and Human Services is not currently following up with the Department on the audit finding; and</li> <li>A management decision has not been issued.</li> </ol>
11-SA-98	Health and Human Services	<p><u>Appropriate Action Not Taken in Child Support Cases</u></p> <p>The audit finding does not warrant further action because:</p> <ol style="list-style-type: none"> <li>As of today, June 11, 2014, two years have passed since the audit report in which the finding occurred was submitted on March 27, 2012 to the Federal clearinghouse;</li> </ol>



**SUMMARY SCHEDULE OF PRIOR AUDIT FINDINGS**

For the Fiscal Year Ended June 30, 2014

<b>Original Finding Number **</b>	<b>State Department</b>	<b>Current Status of Prior Audit Finding</b>
		<ol style="list-style-type: none"> <li>The U.S. Department of Health and Human Services is not currently following up with the Department on the audit finding; and</li> <li>A management decision has not been issued.</li> </ol>
11-SA-101	Health and Human Services	<p><u>Failure to Properly Report Subrecipient Pass-Through Amounts on the Schedule of Expenditures of Federal Awards (SEFA)</u></p> <p>The audit finding does not warrant further action because:</p> <ol style="list-style-type: none"> <li>As of today, June 11, 2014, two years have passed since the audit report in which the finding occurred was submitted on March 27, 2012 to the Federal clearinghouse;</li> <li>The U.S. Department of Health and Human Services is not currently following up with the Department on the audit finding; and</li> <li>A management decision has not been issued.</li> </ol>
11-SA-102	Health and Human Services	<p><u>Procedures Should Be Enhanced to Ensure Fraudulent Child Care Payments are Detected and Reported</u></p> <p>The audit finding does not warrant further action because:</p> <ol style="list-style-type: none"> <li>As of today, June 11, 2014, two years have passed since the audit report in which the finding occurred was submitted on March 27, 2012 to the Federal clearinghouse;</li> <li>The U.S. Department of Health and Human Services is not currently following up with the Department on the audit finding; and</li> <li>A management decision has not been issued.</li> </ol>
11-SA-103	Health and Human Services	<p><u>Failure to Properly Report Subrecipient Pass-Through Amounts on the Schedule of Expenditures of Federal Awards (SEFA)</u></p> <p>The audit finding does not warrant further action because:</p> <ol style="list-style-type: none"> <li>As of today, June 11, 2014, two years have passed since the audit report in which the finding occurred was submitted on March 27, 2012 to the Federal clearinghouse;</li> <li>The U.S. Department of Health and Human Services is not currently following up with the Department on the audit finding; and</li> <li>A management decision has not been issued.</li> </ol>

**SUMMARY SCHEDULE OF PRIOR AUDIT FINDINGS**

For the Fiscal Year Ended June 30, 2014

<b>Original Finding Number **</b>	<b>State Department</b>	<b>Current Status of Prior Audit Finding</b>
11-SA-104	Health and Human Services	<u>Procedures Should Be Enhanced to Ensure Fraudulent Child Care Payments Are Detected and Reported</u>  The audit finding does not warrant further action because: <ol style="list-style-type: none"> <li>1. As of today, June 11, 2014, two years have passed since the audit report in which the finding occurred was submitted on March 27, 2012 to the Federal clearinghouse;</li> <li>2. The U.S. Department of Health and Human Services is not currently following up with the Department on the audit finding; and</li> <li>3. A management decision has not been issued.</li> </ol>
11-SA-105	Health and Human Services	<u>Federal Award Information Not Properly Communicated to Subrecipients</u>  The audit finding does not warrant further action because: <ol style="list-style-type: none"> <li>1. As of today, June 11, 2014, two years have passed since the audit report in which the finding occurred was submitted on March 27, 2012 to the Federal clearinghouse;</li> <li>2. The U.S. Department of Health and Human Services is not currently following up with the Department on the audit finding; and</li> <li>3. A management decision has not been issued.</li> </ol>
11-SA-107	Health and Human Services	<u>Federal Award Information Not Properly Communicated to Subrecipients</u>  The audit finding does not warrant further action because: <ol style="list-style-type: none"> <li>1. As of today, June 11, 2014, two years have passed since the audit report in which the finding occurred was submitted on March 27, 2012 to the Federal clearinghouse;</li> <li>2. The U.S. Department of Health and Human Services is not currently following up with the Department on the audit finding; and</li> <li>3. A management decision has not been issued.</li> </ol>
11-SA-108	Health and Human Services	<u>Deficiencies Identified During Subrecipient Monitoring Not Followed Up</u>  The audit finding does not warrant further action because: <ol style="list-style-type: none"> <li>1. As of today, June 11, 2014, two years have passed since the audit report in which the finding occurred was submitted on March 27, 2012 to the Federal clearinghouse;</li> <li>2. The U.S. Department of Health and Human Services is not currently following up with the Department on the audit finding; and</li> <li>3. A management decision has not been issued.</li> </ol>

**SUMMARY SCHEDULE OF PRIOR AUDIT FINDINGS**

For the Fiscal Year Ended June 30, 2014

<b>Original Finding Number **</b>	<b>State Department</b>	<b>Current Status of Prior Audit Finding</b>
11-SA-109	Health and Human Services	<u>Verification of Central Contractor Registration Not Performed</u>  The audit finding does not warrant further action because: <ol style="list-style-type: none"> <li>1. As of today, June 11, 2014, two years have passed since the audit report in which the finding occurred was submitted on March 27, 2012 to the Federal clearinghouse;</li> <li>2. The U.S. Department of Health and Human Services is not currently following up with the Department on the audit finding; and</li> <li>3. A management decision has not been issued.</li> </ol>
11-SA-110	Health and Human Services	<u>Federal Award Number Not Communicated to ARRA Recipients</u>  The audit finding does not warrant further action because: <ol style="list-style-type: none"> <li>1. As of today, June 11, 2014, two years have passed since the audit report in which the finding occurred was submitted on March 27, 2012 to the Federal clearinghouse;</li> <li>2. The U.S. Department of Health and Human Services is not currently following up with the Department on the audit finding; and</li> <li>3. A management decision has not been issued.</li> </ol>
11-SA-111	Health and Human Services	<u>Departmental Monitoring of Vaccine Providers Was Inadequate</u>  The audit finding does not warrant further action because: <ol style="list-style-type: none"> <li>1. As of today, June 11, 2014, two years have passed since the audit report in which the finding occurred was submitted on March 27, 2012 to the Federal clearinghouse;</li> <li>2. The U.S. Department of Health and Human Services is not currently following up with the Department on the audit finding; and</li> <li>3. A management decision has not been issued.</li> </ol>
11-SA-112	Health and Human Services	<u>Failure to Properly Report Subrecipient Pass-Through Amounts on the Schedule of Expenditures of Federal Awards (SEFA)</u>  The audit finding does not warrant further action because: <ol style="list-style-type: none"> <li>1. As of today, June 11, 2014, two years have passed since the audit report in which the finding occurred was submitted on March 27, 2012 to the Federal clearinghouse;</li> <li>2. The U.S. Department of Health and Human Services is not currently following up with the Department on the audit finding; and</li> <li>3. A management decision has not been issued.</li> </ol>

**SUMMARY SCHEDULE OF PRIOR AUDIT FINDINGS**

For the Fiscal Year Ended June 30, 2014

<b>Original Finding Number **</b>	<b>State Department</b>	<b>Current Status of Prior Audit Finding</b>
11-SA-113	Health and Human Services	<u>Procedures Should Be Enhanced to Ensure Fraudulent Child Care Payments are Detected and Reported</u>  The audit finding does not warrant further action because: <ol style="list-style-type: none"> <li>1. As of today, June 11, 2014, two years have passed since the audit report in which the finding occurred was submitted on March 27, 2012 to the Federal clearinghouse;</li> <li>2. The U.S. Department of Health and Human Services is not currently following up with the Department on the audit finding; and</li> <li>3. A management decision has not been issued.</li> </ol>
11-SA-114	Health and Human Services	<u>Documentation Lacking in County Temporary Assistance for Needy Families Program Case Files</u>  The audit finding does not warrant further action because: <ol style="list-style-type: none"> <li>1. As of today, June 11, 2014, two years have passed since the audit report in which the finding occurred was submitted on March 27, 2012 to the Federal clearinghouse;</li> <li>2. The U.S. Department of Health and Human Services is not currently following up with the Department on the audit finding; and</li> <li>3. A management decision has not been issued.</li> </ol>
11-SA-115	Health and Human Services	<u>Deficiencies in Subrecipient Expenditures Identified</u>  The audit finding does not warrant further action because: <ol style="list-style-type: none"> <li>1. As of today, June 11, 2014, two years have passed since the audit report in which the finding occurred was submitted on March 27, 2012 to the Federal clearinghouse;</li> <li>2. The U.S. Department of Health and Human Services is not currently following up with the Department on the audit finding; and</li> <li>3. A management decision has not been issued.</li> </ol>
11-SA-116	Health and Human Services	<u>Verification of Central Contractor Registration Not Performed</u>  The audit finding does not warrant further action because: <ol style="list-style-type: none"> <li>1. As of today, June 11, 2014, two years have passed since the audit report in which the finding occurred was submitted on March 27, 2012 to the Federal clearinghouse;</li> <li>2. The U.S. Department of Health and Human Services is not currently following up with the Department on the audit finding; and</li> <li>3. A management decision has not been issued.</li> </ol>

**SUMMARY SCHEDULE OF PRIOR AUDIT FINDINGS**

For the Fiscal Year Ended June 30, 2014

<b>Original Finding Number **</b>	<b>State Department</b>	<b>Current Status of Prior Audit Finding</b>
11-SA-117	Health and Human Services	<u>Documentation Lacking in County Temporary Assistance for Needy Families Program Case Files</u>  The audit finding does not warrant further action because: <ol style="list-style-type: none"> <li>1. As of today, June 11, 2014, two years have passed since the audit report in which the finding occurred was submitted on March 27, 2012 to the Federal clearinghouse;</li> <li>2. The U.S. Department of Health and Human Services is not currently following up with the Department on the audit finding; and</li> <li>3. A management decision has not been issued.</li> </ol>
11-SA-118	Health and Human Services	<u>Deficiencies in Subrecipient Expenditures Identified</u>  The audit finding does not warrant further action because: <ol style="list-style-type: none"> <li>1. As of today, June 11, 2014, two years have passed since the audit report in which the finding occurred was submitted on March 27, 2012 to the Federal clearinghouse;</li> <li>2. The U.S. Department of Health and Human Services is not currently following up with the Department on the audit finding; and</li> <li>3. A management decision has not been issued.</li> </ol>
11-SA-119	Health and Human Services	<u>Verification of Central Contractor Registration Not Performed</u>  The audit finding does not warrant further action because: <ol style="list-style-type: none"> <li>1. As of today, June 11, 2014, two years have passed since the audit report in which the finding occurred was submitted on March 27, 2012 to the Federal clearinghouse;</li> <li>2. The U.S. Department of Health and Human Services is not currently following up with the Department on the audit finding; and</li> <li>3. A management decision has not been issued.</li> </ol>
11-SA-120	Health and Human Services	<u>Errors in Provider Billing and Payments</u>  The audit finding does not warrant further action because: <ol style="list-style-type: none"> <li>1. As of today, June 11, 2014, two years have passed since the audit report in which the finding occurred was submitted on March 27, 2012 to the Federal clearinghouse;</li> <li>2. The U.S. Department of Health and Human Services is not currently following up with the Department on the audit finding; and</li> <li>3. A management decision has not been issued.</li> </ol>

**SUMMARY SCHEDULE OF PRIOR AUDIT FINDINGS**

For the Fiscal Year Ended June 30, 2014

<b>Original Finding Number **</b>	<b>State Department</b>	<b>Current Status of Prior Audit Finding</b>
11-SA-121	Health and Human Services	<u>Documentation Lacking in County Children's Health Insurance Program Case Files</u>  The audit finding does not warrant further action because: <ol style="list-style-type: none"> <li>1. As of today, June 11, 2014, two years have passed since the audit report in which the finding occurred was submitted on March 27, 2012 to the Federal clearinghouse;</li> <li>2. The U.S. Department of Health and Human Services is not currently following up with the Department on the audit finding; and</li> <li>3. A management decision has not been issued.</li> </ol>
11-SA-122	Health and Human Services	<u>Noncompliance with Procurement, Suspension, and Debarment Requirements</u>  The audit finding does not warrant further action because: <ol style="list-style-type: none"> <li>1. As of today, June 11, 2014, two years have passed since the audit report in which the finding occurred was submitted on March 27, 2012 to the Federal clearinghouse;</li> <li>2. The U.S. Department of Health and Human Services is not currently following up with the Department on the audit finding; and</li> <li>3. A management decision has not been issued.</li> </ol>
11-SA-123	Health and Human Services	<u>Deficiencies in Monitoring Procedures for the Children's Health Insurance Program</u>  The audit finding does not warrant further action because: <ol style="list-style-type: none"> <li>1. As of today, June 11, 2014, two years have passed since the audit report in which the finding occurred was submitted on March 27, 2012 to the Federal clearinghouse;</li> <li>2. The U.S. Department of Health and Human Services is not currently following up with the Department on the audit finding; and</li> <li>3. A management decision has not been issued.</li> </ol>
11-SA-124	Health and Human Services	<u>Medicaid Disproportionate Share Hospital Payments to an Ineligible Hospital</u>  The audit finding does not warrant further action because: <ol style="list-style-type: none"> <li>1. As of today, June 11, 2014, two years have passed since the audit report in which the finding occurred was submitted on March 27, 2012 to the Federal clearinghouse;</li> </ol>

**SUMMARY SCHEDULE OF PRIOR AUDIT FINDINGS**

For the Fiscal Year Ended June 30, 2014

<b>Original Finding Number **</b>	<b>State Department</b>	<b>Current Status of Prior Audit Finding</b>
		<ol style="list-style-type: none"> <li>2. The U.S. Department of Health and Human Services is not currently following up with the Department on the audit finding; and</li> <li>3. A management decision has not been issued.</li> </ol>
11-SA-125	Health and Human Services	<p><u>Errors in Medicaid Provider Billing and Payment Process</u></p> <p>The audit finding does not warrant further action because:</p> <ol style="list-style-type: none"> <li>1. As of today, June 11, 2014, two years have passed since the audit report in which the finding occurred was submitted on March 27, 2012 to the Federal clearinghouse;</li> <li>2. The U.S. Department of Health and Human Services is not currently following up with the Department on the audit finding; and</li> <li>3. A management decision has not been issued.</li> </ol>
11-SA-126	Health and Human Services	<p><u>Deficiencies in Internal Control to Prevent Unauthorized User Access to the Medicaid Management Information System</u></p> <p>The audit finding does not warrant further action because:</p> <ol style="list-style-type: none"> <li>1. As of today, June 11, 2014, two years have passed since the audit report in which the finding occurred was submitted on March 27, 2012 to the Federal clearinghouse;</li> <li>2. The U.S. Department of Health and Human Services is not currently following up with the Department on the audit finding; and</li> <li>3. A management decision has not been issued.</li> </ol>
11-SA-127	Health and Human Services	<p><u>Deficiencies in Cash Management Procedures for the Medicaid Program</u></p> <p>The audit finding does not warrant further action because:</p> <ol style="list-style-type: none"> <li>1. As of today, June 11, 2014, two years have passed since the audit report in which the finding occurred was submitted on March 27, 2012 to the Federal clearinghouse;</li> <li>2. The U.S. Department of Health and Human Services is not currently following up with the Department on the audit finding; and</li> <li>3. A management decision has not been issued.</li> </ol>
11-SA-128	Health and Human Services	<p><u>Documentation Lacking in County Medicaid Case Files</u></p> <p>The audit finding does not warrant further action because:</p> <ol style="list-style-type: none"> <li>1. As of today, June 11, 2014, two years have passed since the audit report in which the finding occurred was submitted on March 27, 2012 to the Federal clearinghouse;</li> </ol>

**SUMMARY SCHEDULE OF PRIOR AUDIT FINDINGS**

For the Fiscal Year Ended June 30, 2014

<b>Original Finding Number **</b>	<b>State Department</b>	<b>Current Status of Prior Audit Finding</b>
		<ol style="list-style-type: none"> <li>2. The U.S. Department of Health and Human Services is not currently following up with the Department on the audit finding; and</li> <li>3. A management decision has not been issued.</li> </ol>
11-SA-129	Health and Human Services	<p><u>Inadequate Follow-Up on Identified Subrecipient Errors</u></p> <p>The audit finding does not warrant further action because:</p> <ol style="list-style-type: none"> <li>1. As of today, June 11, 2014, two years have passed since the audit report in which the finding occurred was submitted on March 27, 2012 to the Federal clearinghouse;</li> <li>2. The U.S. Department of Health and Human Services is not currently following up with the Department on the audit finding; and</li> <li>3. A management decision has not been issued.</li> </ol>
11-SA-130	Health and Human Services	<p><u>Deficiencies in Monitoring Procedures Over the Provider Eligibility and Termination Processes</u></p> <p>The audit finding does not warrant further action because:</p> <ol style="list-style-type: none"> <li>1. As of today, June 11, 2014, two years have passed since the audit report in which the finding occurred was submitted on March 27, 2012 to the Federal clearinghouse;</li> <li>2. The U.S. Department of Health and Human Services is not currently following up with the Department on the audit finding; and</li> <li>3. A management decision has not been issued.</li> </ol>
11-SA-131	Health and Human Services	<p><u>Monitoring Procedures Need Improvement</u></p> <p>The audit finding does not warrant further action because:</p> <ol style="list-style-type: none"> <li>1. As of today, June 11, 2014, two years have passed since the audit report in which the finding occurred was submitted on March 27, 2012 to the Federal clearinghouse;</li> <li>2. The U.S. Department of Health and Human Services is not currently following up with the Department on the audit finding; and</li> <li>3. A management decision has not been issued.</li> </ol>
11-SA-132	Health and Human Services	<p><u>Federal Award Information Not Properly Communicated to Subrecipients</u></p> <p>The audit finding does not warrant further action because:</p> <ol style="list-style-type: none"> <li>1. As of today, June 11, 2014, two years have passed since the audit report in which the finding occurred was submitted on March 27, 2012 to the Federal clearinghouse;</li> </ol>



**SUMMARY SCHEDULE OF PRIOR AUDIT FINDINGS**

For the Fiscal Year Ended June 30, 2014

<b>Original Finding Number **</b>	<b>State Department</b>	<b>Current Status of Prior Audit Finding</b>
		<ol style="list-style-type: none"> <li>The U.S. Department of Health and Human Services is not currently following up with the Department on the audit finding; and</li> <li>A management decision has not been issued.</li> </ol>
11-SA-133	Health and Human Services	<p><u>Deficiencies in Internal Control Over Contracting</u></p> <p>The audit finding does not warrant further action because:</p> <ol style="list-style-type: none"> <li>As of today, June 11, 2014, two years have passed since the audit report in which the finding occurred was submitted on March 27, 2012 to the Federal clearinghouse;</li> <li>The U.S. Department of Health and Human Services is not currently following up with the Department on the audit finding; and</li> <li>A management decision has not been issued.</li> </ol>
11-SA-134	Health and Human Services	<p><u>Internal Control Over Payments for Provider Consultative Examinations Needs Improvement</u></p> <p>The audit finding does not warrant further action because:</p> <ol style="list-style-type: none"> <li>As of today, June 11, 2014, two years have passed since the audit report in which the finding occurred was submitted on March 27, 2012 to the Federal clearinghouse;</li> <li>The U.S. Social Security Administration is not currently following up with the Department on the audit finding; and</li> <li>A management decision has not been issued.</li> </ol>
11-SA-135	Health and Human Services	<p><u>Deficiencies in Enrollment Procedures for Providers of Consultative Examination Services</u></p> <p>The audit finding does not warrant further action because:</p> <ol style="list-style-type: none"> <li>As of today, June 11, 2014, two years have passed since the audit report in which the finding occurred was submitted on March 27, 2012 to the Federal clearinghouse;</li> <li>The U.S. Social Security Administration is not currently following up with the Department on the audit finding; and</li> <li>A management decision has not been issued.</li> </ol>
11-SA-136	Health and Human Services	<p><u>Deficiencies in Federal Reporting Procedures</u></p> <p>The audit finding does not warrant further action because:</p> <ol style="list-style-type: none"> <li>As of today, June 11, 2014, two years have passed since the audit report in which the finding occurred was submitted on March 27, 2012 to the Federal clearinghouse;</li> </ol>

**SUMMARY SCHEDULE OF PRIOR AUDIT FINDINGS**

For the Fiscal Year Ended June 30, 2014

<b>Original Finding Number **</b>	<b>State Department</b>	<b>Current Status of Prior Audit Finding</b>
		<p>2. The U.S. Social Security Administration is not currently following up with the Department on the audit finding; and</p> <p>3. A management decision has not been issued.</p>
12-SA-1	Public Instruction	<p><u>Corrective Action Plans Not Obtained from Subrecipients</u></p> <p>Full corrective action has been taken.</p>
12-SA-2	Public Instruction	<p><u>Corrective Action Plans Not Obtained from Subrecipients</u></p> <p>Full corrective action has been taken.</p>
12-SA-3	Public Instruction	<p><u>Corrective Action Plans Not Obtained from Subrecipients</u></p> <p>Full corrective action has been taken.</p>
12-SA-4	Commerce	<p><u>Deficiencies in Federal Reporting</u></p> <p>Partial corrective action has been taken. The Finance Section of the State CDBG program is tasked with data entry for the FFATA compliance requirement. To date all required entries have been entered into the FSRs system. For all future awards, the staff will indicate the date when a grantee is entered into the FSRs system thereby creating a data record of compliance.</p>
12-SA-5	Commerce	<p><u>Lack of Segregation of Duties in the Administration of Grants Management System</u></p> <p>Full corrective action has been taken, however awaiting management decision from the U.S. Department of Housing and Urban Development.</p>
12-SA-6	Commerce	<p><u>Deficiencies in Federal Reporting</u></p> <p>Partial corrective action has been taken. The Finance Section of the State CDBG program is tasked with data entry for the FFATA compliance requirement. To date all required entries have been entered into the FSRs system. For all future awards, the staff will indicate the date when a grantee is entered into the FSRs system thereby creating a data record of compliance.</p>
12-SA-7	Commerce	<p><u>Lack of Segregation of Duties in the Administration of Grants Management System</u></p> <p>Full corrective action has been taken, however awaiting management decision from the U.S. Department of Housing and Urban Development.</p>
12-SA-8	Commerce	<p><u>Deficiencies in Benefit Integrity's Processing and Monitoring of Overpayment Investigations</u></p> <p>Full corrective action has been taken.</p>

**SUMMARY SCHEDULE OF PRIOR AUDIT FINDINGS**

For the Fiscal Year Ended June 30, 2014

<b>Original Finding Number **</b>	<b>State Department</b>	<b>Current Status of Prior Audit Finding</b>
12-SA-9	Commerce	<u>Controls Over System Access Need Improvement</u>  Full corrective action has been taken.
12-SA-10	Commerce	<u>Deficiencies in Subrecipient Monitoring</u>  Full corrective action has been taken.
12-SA-11	Commerce	<u>Deficiencies in Subrecipient Monitoring</u>  Full corrective action has been taken.
12-SA-12	Commerce	<u>Deficiencies in Subrecipient Monitoring</u>  Full corrective action has been taken.
12-SA-13	Commerce	<u>Deficiencies in Subrecipient Monitoring</u>  Full corrective action has been taken.
12-SA-14	Environment and Natural Resources	<u>Inadequate Review Procedures for Subrecipient Audit Reports</u>  Full corrective action has been taken, however awaiting management decision from the U.S. Environmental Protection Agency.
12-SA-15	Environment and Natural Resources	<u>Monitoring of Subrecipient Cash Management Needs Improvement</u>  Full corrective action has been taken, however awaiting management decision from the U.S. Environmental Protection Agency.
12-SA-16	Environment and Natural Resources	<u>Inadequate Review Procedures for Subrecipient Audit Reports</u>  Full corrective action has been taken, however awaiting management decision from the U.S. Environmental Protection Agency.
12-SA-17	Environment and Natural Resources	<u>Monitoring of Subrecipient Cash Management Needs Improvement</u>  Full corrective action has been taken, however awaiting management decision from the U.S. Environmental Protection Agency.
12-SA-18	Commerce	<u>Deficiencies in Cash Management</u>  Full corrective action has been taken.
12-SA-19	Commerce	<u>Deficiencies in Federal Reporting</u>  Full corrective action has been taken.
12-SA-20	Commerce	<u>Subrecipient Monitoring Needs Improvement</u>  Full corrective action has been taken.

**SUMMARY SCHEDULE OF PRIOR AUDIT FINDINGS**

For the Fiscal Year Ended June 30, 2014

<b>Original Finding Number **</b>	<b>State Department</b>	<b>Current Status of Prior Audit Finding</b>
12-SA-21	Commerce	<u>Deficiencies in Cash Management</u>  Full corrective action has been taken.
12-SA-22	Commerce	<u>Subrecipient Monitoring Needs Improvement</u>  Full corrective action has been taken.
12-SA-24	Public Instruction	<u>Deficiencies in Title I Program Monitoring</u>  Partial corrective action has been taken. The Management Team in the Federal Program Monitoring and Support (FPMS) Division has provided additional training regarding the collection of relevant documentation during federal program monitoring reviews, completion of notes in the monitoring instrument, and the filing of all relevant documentation including completed tracking forms in a centralized web-based filing system. To monitor the improved process, the FPMS Management Team reviews reports prior to sending to the sub-recipients and reviews the documentation in Drop Box prior to signing off on the monitoring tracking form. The management signature signifies that appropriate documentation is on file.  Management has assigned specific staff the task of conducting ongoing reviews of the online monitoring documentation files to ensure the files are completed and the timeline for correspondences with sub-recipients meets established protocol.  Beginning September of 2013, the Management Team in the FPMS Division has met quarterly with the Monitoring and Compliance Section of the Financial Business Services Division to discuss the status of any fiscal or program compliance concerns resulting from the monitoring conducted by the respective divisions. In addition to Leigh Ann Kerr, Donna Brown, and Brandon Patterson, the quarterly meetings include the NCDPI Internal Auditor, Jeani Allen.
12-SA-32	Winston-Salem State University	<u>Lack of Controls Over Federal Suspension and Debarment Verification</u>  Full corrective action has been taken.
12-SA-41	University of North Carolina at-Pembroke	<u>Lack of Controls Over Notifications of Disbursements to or on Behalf of Students</u>  Full corrective action has been taken.
12-SA-46	Public Instruction	<u>Deficiencies in Twenty-First Century Subrecipient Monitoring Process</u>  Partial corrective action has been taken. Monitoring instruments and related processes have been revised to ensure staff clearly identify the documentation which led them to conclude the compliance status of the subrecipient. The staff received specific training to address the revised process. In addition, as part of the evaluation of the revised monitoring process, management will review each report and continue to sign off on the

**SUMMARY SCHEDULE OF PRIOR AUDIT FINDINGS**

For the Fiscal Year Ended June 30, 2014

<b>Original Finding Number **</b>	<b>State Department</b>	<b>Current Status of Prior Audit Finding</b>
		tracking forms that capture the entire chronology from before the onsite visit to the resolution of any compliance finding on the back end.
12-SA-47	Public Instruction	<u>Inadequate Controls Over DUNS Number Requirement</u>  Full corrective action has been taken, however awaiting management decision from the U.S. Department of Education.
12-SA-51	Public Instruction	<u>Deficiencies in Title I Program Monitoring</u>  Partial corrective action has been taken. The Management Team in the Federal Program Monitoring and Support (FPMS) Division has provided additional training regarding the collection of relevant documentation during federal program monitoring reviews, completion of notes in the monitoring instrument, and the filing of all relevant documentation including completed tracking forms in a centralized web-based filing system. To monitor the improved process, the FPMS Management Team reviews reports prior to sending to the sub-recipients and reviews the documentation in Drop Box prior to signing off on the monitoring tracking form. The management signature signifies that appropriate documentation is on file.  Management has assigned specific staff the task of conducting ongoing reviews of the online monitoring documentation files to ensure the files are completed and the timeline for correspondences with sub-recipients meets established protocol.  Beginning September of 2013, the Management Team in the FPMS Division has met quarterly with the Monitoring and Compliance Section of the Financial Business Services Division to discuss the status of any fiscal or program compliance concerns resulting from the monitoring conducted by the respective divisions. In addition to Leigh Ann Kerr, Donna Brown, and Brandon Patterson, the quarterly meetings include the NCDPI Internal Auditor, Jeani Allen.
12-SA-60	Health and Human Services	<u>Deficiencies in County Eligibility Determination Processes</u>  Full corrective action has been taken, however awaiting management decision from the U.S. Department of Health and Human Services.
12-SA-63	Health and Human Services	<u>Subrecipient Monitoring Process Needs Improvement</u>  Full corrective action has been taken, however awaiting management decision from the U.S. Department of Health and Human Services.
12-SA-64	Health and Human Services	<u>Deficiencies in County Eligibility Determination Processes</u>  Full corrective action has been taken, however awaiting management decision from the U.S. Department of Health and Human Services.

**SUMMARY SCHEDULE OF PRIOR AUDIT FINDINGS**

For the Fiscal Year Ended June 30, 2014

<b>Original Finding Number **</b>	<b>State Department</b>	<b>Current Status of Prior Audit Finding</b>
12-SA-66	Health and Human Services	<p><u>Errors in Provider Billing and Payment Process</u></p> <p>Partial corrective action has been taken. As of December 2014, four (4) of the original nine (9) claim errors identified remain open. After further investigation, the Department determined the federal share of questioned costs in the amount of \$9.06 should be returned to the federal agency to fully resolve the remaining open claims. In addition, training and ongoing communication via Medicaid Bulletins and other communication venues will continue to be provided to providers as needed to enhance education. The anticipated completion date is March 31, 2015.</p>
12-SA-67	Health and Human Services	<p><u>Deficiencies in Cash Management Procedures</u></p> <p>Full corrective action has been taken, however awaiting management decision from the U.S. Department of Health and Human Services.</p>
12-SA-68	Health and Human Services	<p><u>Deficiencies in County Eligibility Determination Processes</u></p> <p>Full corrective action has been taken, however awaiting management decision from the U.S. Department of Health and Human Services.</p>
12-SA-69	Health and Human Services	<p><u>Deficiencies in Subrecipient Monitoring Procedures</u></p> <p>Full corrective action has been taken, however awaiting management decision from the U.S. Department of Health and Human Services.</p>
12-SA-70	Health and Human Services	<p><u>Errors in Provider Billing and Payment Process</u></p> <p>Partial corrective action has been taken. As of September 2014, thirty-three (33) of the original forty-four (44) claim errors have been completely resolved. Follow-up will continue on the remaining open or partially resolved errors until full resolution is made. The anticipated completion date is March 31, 2015.</p>
12-SA-71	Health and Human Services	<p><u>Deficiencies in the Eligibility System Interface Process</u></p> <p>Full corrective action has been taken, however awaiting management decision from the U.S. Department of Health and Human Services.</p>
12-SA-72	Health and Human Services	<p><u>Deficiencies in Cash Management Procedures</u></p> <p>Full corrective action has been taken, however awaiting management decision from the U.S. Department of Health and Human Services.</p>
12-SA-73	Health and Human Services	<p><u>Deficiencies in County Eligibility Determination Processes</u></p> <p>Full corrective action has been taken, however awaiting management decision from the U.S. Department of Health and Human Services.</p>

**SUMMARY SCHEDULE OF PRIOR AUDIT FINDINGS**

For the Fiscal Year Ended June 30, 2014

<b>Original Finding Number **</b>	<b>State Department</b>	<b>Current Status of Prior Audit Finding</b>
12-SA-74	Health and Human Services	<p><u>Inadequate Follow-Up on Identified Subrecipient Errors</u></p> <p>Full corrective action has been taken, however awaiting management decision from the U.S. Department of Health and Human Services.</p>
12-SA-75	Health and Human Services	<p><u>Deficiencies in Monitoring Procedures Over Provider Eligibility and Termination Process</u></p> <p>Partial corrective action has been taken. The Department investigated the errors noted by the auditors in the prior year and determined the potential root cause was primarily due to staff attrition. The Department implemented cross training functions to identify and address gaps in the provider enrollment and termination processes to prevent errors from occurring. Efforts to strengthen and improve monitoring controls will continue to ensure that only eligible providers are allowed to participate in the Medicaid Program. The anticipated completion date is June 30, 2015.</p>
12-SA-76	Health and Human Services	<p><u>Deficiencies with Program Integrity Functions</u></p> <p>Partial corrective action has been taken. The Department continues to review case tracking database procedures with staff to ensure case investigations are adequately reviewed and tracked. In addition, Program Integrity (PI) will continue to conduct monthly quality assurance reviews of case tracking. The existing case tracking system is currently being upgraded to allow for more comprehensive tracking of cases and reporting. The anticipated completion date is June 30, 2015.</p>
12-SA-77	Health and Human Services	<p><u>Deficiencies in Access Control Over the Medicaid Management Information System</u></p> <p>Full corrective action has been taken, however awaiting management decision from the U.S. Department of Health and Human Services.</p>
12-SA-78	Health and Human Services	<p><u>Deficiencies in Cash Management Procedures</u></p> <p>Full corrective action has been taken, however awaiting management decision from the U.S. Department of Health and Human Services.</p>
12-SA-81	Health and Human Services	<p><u>Monitoring Procedures Need Improvement</u></p> <p>Partial corrective action has been taken. Effective January 2014, the Division of Mental Health, Developmental Disabilities and Substance Abuse Services implemented new monitoring procedures to require corrective action plans for all system deficiencies noted during Local Management Entity-Managed Care Organization (LME/MCO) settlement reviews. In addition, the Division's Plan of Correction policy (POC) is being updated to reflect the new monitoring procedures. Once the POC is approved by Division management, it will replace the policy currently posted on the Division's website. The anticipated date of completion is June 30, 2015.</p>

**SUMMARY SCHEDULE OF PRIOR AUDIT FINDINGS**

For the Fiscal Year Ended June 30, 2014

<b>Original Finding Number **</b>	<b>State Department</b>	<b>Current Status of Prior Audit Finding</b>
12-SA-82	Health and Human Services	<p><u>Noncompliance with DUNS Number Requirement</u></p> <p>Full corrective action has been taken, however awaiting management decision from the U.S. Department of Health and Human Services.</p>
12-SA-84	Health and Human Services	<p><u>Noncompliance with Consultative Examination Costs</u></p> <p>Full corrective action has been taken, however awaiting management decision from the U.S. Social Security Administration.</p>
12-SA-85	Health and Human Services	<p><u>Deficiencies in Maintaining Vendor File</u></p> <p>Full corrective action has been taken, however awaiting management decision from the U.S. Social Security Administration.</p>
12-SA-86	Public Safety	<p><u>Deficiencies in Internal Control Over Access to Public Assistance Management System</u></p> <p>Full corrective action has been taken.</p>
12-SA-87	Public Safety	<p><u>Review of Subrecipient Audit Reports Needs Improvement</u></p> <p>Full corrective action has been taken.</p>
12-SA-88	Public Safety	<p><u>Subrecipient Monitoring Needs Improvement</u></p> <p>Full corrective action has been taken.</p>
2013-001	Health and Human Services	<p><u>Noncompliance with SNAP Requirements</u></p> <p>Partial corrective action has been taken. The Department evaluated the case reopening process. As a result, Division of Social Services (DSS) submitted a request to North Carolina Families Accessing Services through Technology (NC Fast) to add an alert to the system for reopening FNS recertifications to ensure cases closed in error or as a result of a hearing reversal are identified. DSS also requested a drop down box be added to the system to allow the case worker to indicate the reason for reopening the recertification. The enhancement request was submitted to NC FAST on August 21, 2014. NC FAST will make this change on March 31, 2015.</p>
2013-002	Public Instruction	<p><u>Monitoring Results Not Reported Timely</u></p> <p>Partial corrective action has been taken. The NC Department of Public Instruction's Division of School Business Fiscal Monitoring Policy and Procedures were revised and implemented, effective July 1, 2014. The revised policies and procedures address the timeliness of monitoring report issuance through the implementation of a 45 day time limit from the last date of the onsite visit to the issuance of the formal report. The revised policy and procedures were implemented to affect the 2014-15 monitoring cycle.</p>



**SUMMARY SCHEDULE OF PRIOR AUDIT FINDINGS**

For the Fiscal Year Ended June 30, 2014

<b>Original Finding Number **</b>	<b>State Department</b>	<b>Current Status of Prior Audit Finding</b>
2013-003	Public Instruction	<p><u>Monitoring Results Not Reported Timely</u></p> <p>Partial corrective action has been taken. The NC Department of Public Instruction's Division of School Business Fiscal Monitoring Policy and Procedures were revised and implemented, effective July 1, 2014. The revised policies and procedures address the timeliness of monitoring report issuance through the implementation of a 45 day time limit from the last date of the onsite visit to the issuance of the formal report. The revised policy and procedures were implemented to affect the 2014-15 monitoring cycle.</p>
2013-004	Public Instruction	<p><u>Monitoring Results Not Reported Timely</u></p> <p>Partial corrective action has been taken. The NC Department of Public Instruction's Division of School Business Fiscal Monitoring Policy and Procedures were revised and implemented, effective July 1, 2014. The revised policies and procedures address the timeliness of monitoring report issuance through the implementation of a 45 day time limit from the last date of the onsite visit to the issuance of the formal report. The revised policy and procedures were implemented to affect the 2014-15 monitoring cycle.</p>
2013-005	Health and Human Services	<p><u>Deficiencies in County Eligibility Determination Processes</u></p> <p>Full corrective action has been taken, however awaiting management decision from the U.S. Department of Agriculture.</p>
2013-006	Health and Human Services	<p><u>Federal Funding Accountability Transparency Act Reporting Not Completed Timely</u></p> <p>Full corrective action has been taken, however awaiting management decision from the U.S. Department of Agriculture.</p>
2013-007	Commerce	<p><u>Inaccurate Cash Management Improvement Act Analysis</u></p> <p>Full corrective action has been taken, however awaiting management decision from the U.S. Department of Housing and Urban Development.</p>
2013-008	Commerce	<p><u>Inability to Support Compliance with Earmarking Requirements</u></p> <p>Full corrective action has been taken, however awaiting management decision from the U.S. Department of Housing and Urban Development.</p>
2013-009	Commerce	<p><u>Management's Implementation of Corrective Action Was Inadequate</u></p> <p>Full corrective action has been taken, however awaiting management decision from the U.S. Department of Housing and Urban Development.</p>
2013-010	Commerce	<p><u>Lack of Segregation of Duties in the Administration of Grants Management System</u></p> <p>Full corrective action has been taken, however awaiting management decision from the U.S. Department of Housing and Urban Development.</p>

**SUMMARY SCHEDULE OF PRIOR AUDIT FINDINGS**

For the Fiscal Year Ended June 30, 2014

<b>Original Finding Number **</b>	<b>State Department</b>	<b>Current Status of Prior Audit Finding</b>
2013-011	Commerce	<u>Inaccurate Federal Reporting</u>  Partial corrective action has been taken. The Finance Section of the State CDBG program is tasked with data entry for the FFATA compliance requirement. To date all required entries have been entered into the FSRS system. For all future awards, the staff will indicate the date when a grantee is entered into the FSRS system thereby creating a data record of compliance.
2013-012	Commerce	<u>Deficiencies in Subrecipient Monitoring</u>  Full corrective action has been taken, however awaiting management decision from the U.S. Department of Housing and Urban Development.
2013-013	Public Safety	<u>Review of Subrecipient Audit Reports Needs Improvement</u>  Full corrective action has been taken, however awaiting management decision from the U.S. Department of Justice.
2013-014	Public Safety	<u>Review of Subrecipient Audit Reports Needs Improvement</u>  Full corrective action has been taken, however awaiting management decision from the U.S. Department of Justice.
2013-015	Commerce	<u>Management's Implementation of Corrective Action Was Inadequate</u>  Full corrective action has been taken.
2013-016	Commerce	<u>Deficiencies in Processing and Monitoring of Overpayment Investigations</u>  Full corrective action has been taken.
2013-017	Commerce	<u>Inaccurate Federal Reporting</u>  Full corrective action has been taken.
2013-018	Commerce	<u>Management's Implementation of Corrective Action Was Inadequate</u>  Full corrective action has been taken.
2013-019	Commerce	<u>Deficiencies in Subrecipient Monitoring</u>  Full corrective action has been taken.
2013-020	Commerce	<u>Management's Implementation of Corrective Action Was Inadequate</u>  Full corrective action has been taken.
2013-021	Commerce	<u>Deficiencies in Subrecipient Monitoring</u>  Full corrective action has been taken.

**SUMMARY SCHEDULE OF PRIOR AUDIT FINDINGS**

For the Fiscal Year Ended June 30, 2014

<b>Original Finding Number **</b>	<b>State Department</b>	<b>Current Status of Prior Audit Finding</b>
2013-022	Commerce	<u>Management's Implementation of Corrective Action Was Inadequate</u>  Full corrective action has been taken.
2013-023	Commerce	<u>Deficiencies in Subrecipient Monitoring</u>  Full corrective action has been taken.
2013-024	Transportation	<u>Justification for Awarding Contracts Not Documented</u>  Full corrective action has been taken, however awaiting management decision from the U.S. Department of Transportation.
2013-025	Transportation	<u>Quality Assurance Procedures Not Followed</u>  Full corrective action has been taken, however awaiting management decision from the U.S. Department of Transportation.
2013-026	Transportation	<u>Certified Payrolls Not Obtained</u>  No corrective action has been taken. The Rail Division will ensure that certified payrolls for future contractors and sub-contractors will be obtained and that the certified payrolls will be reviewed by a DOT employee.
2013-027	Transportation	<u>Buy-American Provisions Excluded From Contract Terms</u>  Full corrective action has been taken, however awaiting management decision from the U.S. Department of Transportation.
2013-028	Transportation	<u>Justification for Awarding Contracts Not Documented</u>  Full corrective action has been taken, however awaiting management decision from the U.S. Department of Transportation.
2013-029	Transportation	<u>Federal Reports Contained Errors</u>  Partial corrective action has been taken. The 1512 ARRA report is no longer applicable for FY14 funding per federal guidance. The Rail Division will implement a procedure to utilize the Department's preferred query to help ensure future federal reports are properly created.
2013-030	Transportation	<u>Review of Subrecipient Applications Not Always Documented</u>  Full corrective action has been taken, however awaiting management decision from the U.S. Department of Transportation.
2013-031	Transportation	<u>Subrecipient Data in Federal Reports Not Reviewed</u>  No corrective action has been taken. Each quarterly report from the sub recipient requires supporting documentation to be submitted from their software system to show ridership, miles and hours. In addition the program manager during a site visit will match ridership, miles and hours from the VUD to the trip manifest. On the financial side, sub recipients submit their

**SUMMARY SCHEDULE OF PRIOR AUDIT FINDINGS**

For the Fiscal Year Ended June 30, 2014

<b>Original Finding Number **</b>	<b>State Department</b>	<b>Current Status of Prior Audit Finding</b>
		audit or a final financial report with each year-end report. The Division is developing a form the financial director will certify for FY 15 data.
2013-032	Transportation	<p><u>Schedule of Expenditures of Federal Awards Not Accurate</u></p> <p>Full corrective action has been taken, however awaiting management decision from the U.S. Department of Transportation.</p>
2013-033	Transportation	<p><u>Subrecipient Monitoring Not Adequately Performed</u></p> <p>Partial corrective action has been taken. Developed a master schedule to use in oversight of 80+ transit systems.</p> <p>Awarded a contract to a consulting firm to update our compliance notebook.</p> <p>Issued a scope of work for a consulting firm to begin oversight monitoring when the workbook is complete and will begin to implement the 3 year master plan.</p> <p>Sub recipient training is in final development stages.</p>
2013-034	Environment and Natural Resources	<p><u>Federal Funds Expended After the Period of Availability</u></p> <p>Full corrective action has been taken, however awaiting management decision from the U.S. Environmental Protection Agency.</p>
2013-035	Environment and Natural Resources	<p><u>Monitoring of Subrecipient Cash Management Needs Improvement</u></p> <p>Full corrective action has been taken, however awaiting management decision from the U.S. Environmental Protection Agency.</p>
2013-036	Environment and Natural Resources	<p><u>Federal Funds Used for Unallowable Activity</u></p> <p>Full corrective action has been taken, however awaiting management decision from the U.S. Environmental Protection Agency.</p>
2013-037	Environment and Natural Resources	<p><u>Subrecipient Monitoring Needs Improvement</u></p> <p>Partial corrective action has been taken. The monitoring plan was intended to provide guidance to division staff rather than a requirement; however, this was not clearly indicated in the plan. The monitoring plan has been updated to more clearly define the inspection protocol.</p> <p>2014 Update: Upon further review, additional guidance is needed to help define the inspection protocol; therefore, the inspection protocol contained in the SOP manual will be rewritten to include a risk-based process.</p> <p>DENR Internal Audit staff have monitored recipients of the Clean Water State Revolving Fund and Drinking Water State Revolving Fund. Although contractors were being monitored for suspensions or debarments, the Department did not previously check for this certification regarding engineers. The "Owner DBE Checklist" has now been updated to require this certification.</p>

**SUMMARY SCHEDULE OF PRIOR AUDIT FINDINGS**

For the Fiscal Year Ended June 30, 2014

<b>Original Finding Number **</b>	<b>State Department</b>	<b>Current Status of Prior Audit Finding</b>
2013-038	Public Instruction	<p><u>Noncompliance with Cash Management Requirements</u></p> <p>Full corrective action has been taken, however awaiting management decision from the U.S. Department of Education.</p>
2013-039	Public Instruction	<p><u>Noncompliance with Period of Availability Requirements</u></p> <p>Full corrective action has been taken, however awaiting management decision from the U.S. Department of Education.</p>
2013-040	Public Instruction	<p><u>Monitoring Results Not Reported Timely</u></p> <p>Partial corrective action has been taken. The NC Department of Public Instruction's Division of School Business Fiscal Monitoring Policy and Procedures were revised and implemented, effective July 1, 2014. The revised policies and procedures address the timeliness of monitoring report issuance through the implementation of a 45 day time limit from the last date of the onsite visit to the issuance of the formal report. The revised policy and procedures were implemented to affect the 2014-15 monitoring cycle.</p>
2013-041	Public Instruction	<p><u>Deficiencies in Title I Program Monitoring</u></p> <p>Partial corrective action has been taken. The Management Team in the Federal Program Monitoring and Support (FPMS) Division has provided additional training regarding the collection of relevant documentation during federal program monitoring reviews, completion of notes in the monitoring instrument, and the filing of all relevant documentation including completed tracking forms in a centralized web-based filing system. To monitor the improved process, the FPMS Management Team reviews reports prior to sending to the sub-recipients and reviews the documentation in Drop Box prior to signing off on the monitoring tracking form. The management signature signifies that appropriate documentation is on file.</p> <p>Management has assigned specific staff the task of conducting ongoing reviews of the online monitoring documentation files to ensure the files are completed and the timeline for correspondences with sub-recipients meets established protocol.</p> <p>Beginning September of 2013, the Management Team in the FPMS Division has met quarterly with the Monitoring and Compliance Section of the Financial Business Services Division to discuss the status of any fiscal or program compliance concerns resulting from the monitoring conducted by the respective divisions. In addition to Leigh Ann Kerr, Donna Brown, and Brandon Patterson, the quarterly meetings include the NCDPI Internal Auditor, Jeani Allen.</p>
2013-042	Public Instruction	<p><u>Noncompliance with Cash Management Requirements</u></p> <p>Full corrective action has been taken, however awaiting management decision from the U.S. Department of Education.</p>

**SUMMARY SCHEDULE OF PRIOR AUDIT FINDINGS**

For the Fiscal Year Ended June 30, 2014

<b>Original Finding Number **</b>	<b>State Department</b>	<b>Current Status of Prior Audit Finding</b>
2013-043	Public Instruction	<p><u>Deficiencies in Special Education Cluster Monitoring</u></p> <p>Full corrective action has been taken, however awaiting management decision from the U.S. Department of Education.</p>
2013-044	Public Instruction	<p><u>Monitoring Results Not Reported Timely</u></p> <p>Partial corrective action has been taken. The NC Department of Public Instruction's Division of School Business Fiscal Monitoring Policy and Procedures were revised and implemented, effective July 1, 2014. The revised policies and procedures address the timeliness of monitoring report issuance through the implementation of a 45 day time limit from the last date of the onsite visit to the issuance of the formal report. The revised policy and procedures were implemented to affect the 2014-15 monitoring cycle.</p>
2013-045	Elizabeth City State University	<p><u>Lack of Controls Over Federal Suspension and Debarment Verification</u></p> <p>Full corrective action has been taken, however awaiting management decision from the U.S. Department of Education.</p>
2013-046	Fayetteville State University	<p><u>Cash Management Controls Need Improvement</u></p> <p>Full corrective action has been taken, however awaiting management decision from the U.S. Department of Education.</p>
2013-047	Fayetteville State University	<p><u>Expenditures Understated on Annual Performance Report</u></p> <p>Full corrective action has been taken, however awaiting management decision from the U.S. Department of Education.</p>
2013-048	Public Instruction	<p><u>Noncompliance with Cash Management Requirements</u></p> <p>Full corrective action has been taken, however awaiting management decision from the U.S. Department of Education.</p>
2013-049	Public Instruction	<p><u>Noncompliance with Maintenance of Effort Requirements</u></p> <p>Full corrective action has been taken.</p>
2013-050	Public Instruction	<p><u>Monitoring Results Not Reported Timely</u></p> <p>Partial corrective action has been taken. The NC Department of Public Instruction's Division of School Business Fiscal Monitoring Policy and Procedures were revised and implemented, effective July 1, 2014. The revised policies and procedures address the timeliness of monitoring report issuance through the implementation of a 45 day time limit from the last date of the onsite visit to the issuance of the formal report. The revised policy and procedures were implemented to affect the 2014-15 monitoring cycle.</p>

**SUMMARY SCHEDULE OF PRIOR AUDIT FINDINGS**

For the Fiscal Year Ended June 30, 2014

<b>Original Finding Number **</b>	<b>State Department</b>	<b>Current Status of Prior Audit Finding</b>
2013-051	James Sprunt Community College	<p><u>Weakness in the Student Financial Aid Application Verification Process</u></p> <p>Partial corrective action has been taken. James Sprunt Community College (JSCC) received their Single Audit Report in March 2014. It was performed by the North Carolina State Auditor's Office (NCOSA). The NCOSA auditors sampled 60 student files and found 10 errors. In July 2014 the Department of Education (DOE) then requested a 100% review of all the Title IV recipients who were selected for verification due to the error rate being greater than the established limit. Due to the resignation of JSCC's Financial Aid Director in June 2014, two members of the NC Community College System (NCCCS), a Financial Aid Subject Matter Expert, and The Associate Director for Financial Aid and Student Success were asked by the Vice President of Student Services for JSCC to assist with the 100% verification process. They began in July 2014 and concluded in August 2014. The NCCCS Staff members extracted data from the Financial Aid Database and developed a spreadsheet for the staff to input information. This spreadsheet was used to obtain the supporting data for the amount to be returned to DOE. The NCCCS Staff members determined that 46 student awards were inadequately/incorrectly verified. Based on NCCCS's work sent to DOE, a follow up letter was received in September 2014 from DOE instructing JSCC the files needed to be corrected in Common Origination and Disbursement (COD). At that time, there was no Financial Aid Director or Vice President of Student Services in place. In October 2014, a new Financial Aid Director came on board. The College sent a check to DOE in the amount of \$95,349.40 on January 14, 2015. The College subsequently concluded that sending a check was an incorrect procedure and in February 2015 contacted DOE for instructions.</p> <p>Upon realizing that the files needed to be corrected through COD, the College requested and has been granted access to open the DOE's 2012-2013 award year. Appropriate corrections are currently being made through Colleague and COD as requested by DOE. The College's established timeline is to complete its update by April 15, 2015. Once files are correct, the College will provide supporting documentation to NCOSA and the Senior Institutional Review Specialist for DOE.</p> <p>The staff has attended verification webinars since Spring 2014. They currently attend those as needed. Training and supervision is being given by the Financial Aid Director. The Financial Aid Director has completed the reviews of the verification files for fall and spring semesters. This has become a procedure in the Financial Aid office and the Policy &amp; Procedures manual is being updated to reflect this and the College's timeline to update this manual completely will be May 1, 2015.</p>
2013-052	Health and Human Services	<p><u>Errors in Claims Payment Process</u></p> <p>Full corrective action has been taken.</p>

**SUMMARY SCHEDULE OF PRIOR AUDIT FINDINGS**

For the Fiscal Year Ended June 30, 2014

<b>Original Finding Number **</b>	<b>State Department</b>	<b>Current Status of Prior Audit Finding</b>
2013-053	Health and Human Services	<p><u>Deficiencies in Participant Eligibility Determinations</u></p> <p>Full corrective action has been taken.</p>
2013-054	Public Instruction	<p><u>Noncompliance with Cash Management Requirements</u></p> <p>Full corrective action has been taken, however awaiting management decision from the U.S. Department of Education.</p>
2013-055	Public Instruction	<p><u>Deficiencies in Special Education Cluster Monitoring</u></p> <p>Full corrective action has been taken, however awaiting management decision from the U.S. Department of Education.</p>
2013-056	Public Instruction	<p><u>Monitoring Results Not Reported Timely</u></p> <p>Partial corrective action has been taken. The NC Department of Public Instruction's Division of School Business Fiscal Monitoring Policy and Procedures were revised and implemented, effective July 1, 2014. The revised policies and procedures address the timeliness of monitoring report issuance through the implementation of a 45 day time limit from the last date of the onsite visit to the issuance of the formal report. The revised policy and procedures were implemented to affect the 2014-15 monitoring cycle.</p>
2013-057	James Sprunt Community College	<p><u>Weakness in the Student Financial Aid Application Verification Process</u></p> <p>Partial corrective action has been taken. James Sprunt Community College (JSCC) received their Single Audit Report in March 2014. It was performed by the North Carolina State Auditor's Office (NCOSA). The NCOSA auditors sampled 60 student files and found 10 errors. In July 2014 the Department of Education (DOE) then requested a 100% review of all the Title IV recipients who were selected for verification due to the error rate being greater than the established limit. Due to the resignation of JSCC's Financial Aid Director in June 2014, two members of the NC Community College System (NCCCS), a Financial Aid Subject Matter Expert, and The Associate Director for Financial Aid and Student Success were asked by the Vice President of Student Services for JSCC to assist with the 100% verification process. They began in July 2014 and concluded in August 2014. The NCCCS Staff members extracted data from the Financial Aid Database and developed a spreadsheet for the staff to input information. This spreadsheet was used to obtain the supporting data for the amount to be returned to DOE. The NCCCS Staff members determined that 46 student awards were inadequately/incorrectly verified. Based on NCCCS's work sent to DOE, a follow up letter was received in September 2014 from DOE instructing JSCC the files needed to be corrected in Common Origination and Disbursement (COD). At that time, there was no Financial Aid Director or Vice President of Student Services in place. In October 2014, a new Financial Aid Director came on board. The College sent a check to DOE in the amount of \$95,349.40 on January 14, 2015. The College subsequently concluded that sending a check was an incorrect procedure and in February 2015 contacted DOE for instructions.</p>



**SUMMARY SCHEDULE OF PRIOR AUDIT FINDINGS**

For the Fiscal Year Ended June 30, 2014

<b>Original Finding Number **</b>	<b>State Department</b>	<b>Current Status of Prior Audit Finding</b>
		<p>Upon realizing that the files needed to be corrected through COD, the College requested and has been granted access to open the DOE's 2012-2013 award year. Appropriate corrections are currently being made through Colleague and COD as requested by DOE. The College's established timeline is to complete its update by April 15, 2015. Once files are correct, the College will provide supporting documentation to NCOSA and the Senior Institutional Review Specialist for DOE.</p> <p>The staff has attended verification webinars since Spring 2014. They currently attend those as needed. Training and supervision is being given by the Financial Aid Director. The Financial Aid Director has completed the reviews of the verification files for fall and spring semesters. This has become a procedure in the Financial Aid office and the Policy &amp; Procedures manual is being updated to reflect this and the College's timeline to update this manual completely will be May 1, 2015.</p>
2013-058	North Carolina Agricultural & Technical State University	<p><u>Improvements Needed in Direct Loan Notification Process</u></p> <p>Full corrective action has been taken.</p>
2013-059	North Carolina State University	<p><u>Untimely Notice to Lenders of Changes in Enrollment Status</u></p> <p>Full corrective action has been taken, however awaiting management decision from the U.S. Department of Education.</p>
2013-060	Public Instruction	<p><u>Noncompliance with Cash Management Requirements</u></p> <p>Full corrective action has been taken, however awaiting management decision from the U.S. Department of Education.</p>
2013-061	Public Instruction	<p><u>Monitoring Results Not Reported Timely</u></p> <p>Partial corrective action has been taken. The NC Department of Public Instruction's Division of School Business Fiscal Monitoring Policy and Procedures were revised and implemented, effective July 1, 2014. The revised policies and procedures address the timeliness of monitoring report issuance through the implementation of a 45 day time limit from the last date of the onsite visit to the issuance of the formal report. The revised policy and procedures were implemented to affect the 2014-15 monitoring cycle.</p>
2013-062	Public Instruction	<p><u>Noncompliance with Cash Management Requirements</u></p> <p>Full corrective action has been taken, however awaiting management decision from the U.S. Department of Education.</p>
2013-063	Public Instruction	<p><u>Monitoring Results Not Reported Timely</u></p> <p>Partial corrective action has been taken. The NC Department of Public Instruction's Division of School Business Fiscal Monitoring Policy and Procedures were revised and implemented, effective July 1, 2014. The revised policies and procedures address the timeliness of monitoring report</p>

**SUMMARY SCHEDULE OF PRIOR AUDIT FINDINGS**

For the Fiscal Year Ended June 30, 2014

<b>Original Finding Number **</b>	<b>State Department</b>	<b>Current Status of Prior Audit Finding</b>
		issuance through the implementation of a 45 day time limit from the last date of the onsite visit to the issuance of the formal report. The revised policy and procedures were implemented to affect the 2014-15 monitoring cycle.
2013-064	Public Instruction	<u>Noncompliance with Cash Management Requirements</u>  Full corrective action has been taken, however awaiting management decision from the U.S. Department of Education.
2013-065	Public Instruction	<u>Monitoring Results Not Reported Timely</u>  Partial corrective action has been taken. The NC Department of Public Instruction's Division of School Business Fiscal Monitoring Policy and Procedures were revised and implemented, effective July 1, 2014. The revised policies and procedures address the timeliness of monitoring report issuance through the implementation of a 45 day time limit from the last date of the onsite visit to the issuance of the formal report. The revised policy and procedures were implemented to affect the 2014-15 monitoring cycle.
2013-066	Public Instruction	<u>Noncompliance with Cash Management Requirements</u>  Full corrective action has been taken, however awaiting management decision from the U.S. Department of Education.
2013-067	Public Instruction	<u>Monitoring Results Not Reported Timely</u>  Partial corrective action has been taken. The NC Department of Public Instruction's Division of School Business Fiscal Monitoring Policy and Procedures were revised and implemented, effective July 1, 2014. The revised policies and procedures address the timeliness of monitoring report issuance through the implementation of a 45 day time limit from the last date of the onsite visit to the issuance of the formal report. The revised policy and procedures were implemented to affect the 2014-15 monitoring cycle.
2013-068	Public Instruction	<u>Noncompliance with Cash Management Requirements</u>  Full corrective action has been taken, however awaiting management decision from the U.S. Department of Education.
2013-069	Public Instruction	<u>Subrecipients Not Notified of Budget Overruns</u>  Full corrective action has been taken, however awaiting management decision from the U.S. Department of Education.
2013-070	Public Instruction	<u>Monitoring Results Not Reported Timely</u>  Partial corrective action has been taken. The NC Department of Public Instruction's Division of School Business Fiscal Monitoring Policy and Procedures were revised and implemented, effective July 1, 2014. The revised policies and procedures address the timeliness of monitoring report issuance through the implementation of a 45 day time limit from the last date

**SUMMARY SCHEDULE OF PRIOR AUDIT FINDINGS**

For the Fiscal Year Ended June 30, 2014

<b>Original Finding Number **</b>	<b>State Department</b>	<b>Current Status of Prior Audit Finding</b>
		of the onsite visit to the issuance of the formal report. The revised policy and procedures were implemented to affect the 2014-15 monitoring cycle.
2013-071	Health and Human Services	<p><u>Deficiencies in County Eligibility Determination Processes</u></p> <p>Partial corrective action has been taken. The county departments of social services developed Program Improvement Plans (PIPs), as required by the Department, to adequately address all reported findings. The assigned Work First Program Consultant (WFPC) performed case file reviews to ensure that files were corrected if possible and overpayments were recouped as necessary. In addition, the WFPC will continue follow-up on the PIPs to ensure that the policy is fully implemented and effective. The PIPs will be closed when follow-up is deemed no longer necessary. The anticipated completion date is on-going.</p>
2013-072	Health and Human Services	<p><u>Deficiencies in County Eligibility Determination Processes</u></p> <p>Full corrective action has been taken, however awaiting management decision from the U.S. Department of Health and Human Services.</p>
2013-073	Health and Human Services	<p><u>Deficiency in Subrecipient Monitoring</u></p> <p>Full corrective action has been taken, however awaiting management decision from the U.S. Department of Health and Human Services.</p>
2013-074	Health and Human Services	<p><u>Errors in Provider Billing and Payment Process</u></p> <p>Partial corrective action has been taken. Of the initial twenty-eight (28) claims cited, five (5) claim errors have been fully resolved and twenty-three (23) remain partially resolved. DMA will continue to investigate the partially resolved items to ensure appropriate collection or payment is made and full resolution has occurred. The anticipated completion date is March 31, 2015.</p> <p>DMA will continue to pursue proposed amendments to G.S. 108C to strengthen requirements for providers to submit documentation to support medical necessity and coding of services billed to Medicaid.</p>
2013-075	Health and Human Services	<p><u>Deficiencies in County Eligibility Determination Processes</u></p> <p>Partial corrective action has been taken. The Department will continue to obtain and review case specific information for each finding. The relevant county DSS agency was required to formulate corrective action plans to address the deficiencies. The Operational Support Team will follow-up with the counties to ensure that corrective action plans have been implemented. The anticipated completion date is June 30, 2015.</p>
2013-076	Health and Human Services	<p><u>Errors in Provider Billing and Payment Process</u></p> <p>Partial corrective action has been taken. Of the initial sixty-five (65) claims cited, thirty-one (31) claim errors have been fully resolved, nineteen (19) have been partially resolved and fifteen (15) remain unresolved. DMA will continue to investigate the remaining unresolved claims to ensure</p>

**SUMMARY SCHEDULE OF PRIOR AUDIT FINDINGS**

For the Fiscal Year Ended June 30, 2014

<b>Original Finding Number **</b>	<b>State Department</b>	<b>Current Status of Prior Audit Finding</b>
		appropriate collection or payment is made and full resolution has occurred. The anticipated completion date is March 31, 2015.
		DMA will continue to pursue proposed amendments to G.S. 108C to strengthen requirements for providers to submit documentation to support medical necessity and coding of services billed to Medicaid.
2013-077	Health and Human Services	<p><u>Medicaid Disproportionate Share Hospital Payments Made Incorrectly</u></p> <p>Partial corrective action has been taken. As of December 11, 2014, additional procedures were implemented to ensure underpayments and/or overpayments are detected timely and corrections to the DSH calculations are detected before payments are made. DMA enhanced their procedures to ensure that hospital documentation is reviewed timely and to ensure accurate DSH calculations and payments. DMA will continue to review the DSH model periodically and make adjustments as necessary.</p>
2013-078	Health and Human Services	<p><u>Deficiencies in the Eligibility System Interface Process</u></p> <p>Full corrective action has been taken, however awaiting management decision from the U.S. Department of Health and Human Services.</p>
2013-079	Health and Human Services	<p><u>Deficiencies in County Eligibility Determination Processes</u></p> <p>Partial corrective action has been taken. The Department reviewed case specific information for each finding and county DSS agencies formulated corrective action plans to address the deficiencies. The Operational Support Team will continue follow-up with the county to ensure that corrective action plans have been implemented and question costs issues have been resolved.</p> <p>The Department will continue to evaluate the effectiveness of the overall policy training and evaluate focused training needed by specific county departments of social services based on the counties' case findings. The anticipated completion date is March 31, 2015.</p>
2013-080	Health and Human Services	<p><u>Deficiencies with Program Integrity Functions</u></p> <p>Partial corrective action has been taken. The Department continues to review case tracking database procedures with staff to ensure case investigations are adequately reviewed and tracked. In addition, Program Integrity (PI) will continue to conduct monthly quality assurance reviews of case tracking. The existing case tracking system is currently being upgraded to allow for more comprehensive tracking of cases and reporting. The anticipated completion date is June 30, 2015.</p>
2013-081	Health and Human Services	<p><u>Deficiencies in Provider Enrollment and Termination Processes</u></p> <p>Partial corrective action has been taken. The Department investigated the errors noted by the auditors and determined the potential root cause was primarily due to staff attrition. The Department implemented cross training functions to identify and address gaps in the provider enrollment and</p>

**SUMMARY SCHEDULE OF PRIOR AUDIT FINDINGS**

For the Fiscal Year Ended June 30, 2014

<b>Original Finding Number **</b>	<b>State Department</b>	<b>Current Status of Prior Audit Finding</b>
		termination processes to prevent errors from occurring. As of January 30, 2015, two (2) of the nine (9) identified errors have been completely resolved. Follow-up will continue on the remaining open errors as necessary until full resolution is made. In addition, efforts to strengthen and improve monitoring controls will continue to ensure that only eligible providers are allowed to participate in the Medicaid Program. The anticipated completion date is June 30, 2015.
2013-082	Health and Human Services	<u>Untimely Use of Rebates</u>  Full corrective action has been taken, however awaiting management decision from the U.S. Department of Health and Human Services.
2013-083	Health and Human Services	<u>Deficiencies in Eligibility Determinations</u>  Full corrective action has been taken.
2013-084	Health and Human Services	<u>Noncompliance with DUNS Number Requirement</u>  Full corrective action has been taken.
2013-085	Health and Human Services	<u>Monitoring Procedures Need Improvement</u>  Full corrective action has been taken.
2013-086	Public Safety	<u>Deficiencies in Federal Reporting</u>  Full corrective action has been taken, however awaiting management decision from the U.S. Department of Homeland Security.
2013-087	Public Safety	<u>Review of Subrecipient Audit Reports Needs Improvement</u>  Full corrective action has been taken, however awaiting management decision from the U.S. Department of Homeland Security.
2013-088	North Carolina State University	<u>Lack of Controls Over Required Reporting of Federal Grant Data</u>  Full corrective action has been taken.
2013-089	University of North Carolina Chapel Hill	<u>Internal Controls Over Equipment Need Improvement</u>  Full corrective action has been taken, however awaiting management decision from the U.S. Department of Defense.
2013-090	University of North Carolina Chapel Hill	<u>Internal Control Deficiencies Related to Subrecipient Audit Findings</u>  Full corrective action has been taken.
2013-091	University of North Carolina Chapel Hill	<u>For-Profit Subrecipient Monitoring Not Adequate</u>  Full corrective action has been taken.

\*\*

The first two or four digits denote the June 30 fiscal year-end from whence the finding originated.

[ This Page Left Blank Intentionally ]

**Corrective Action Plan  
For the Year Ended June 30, 2014**

**CORRECTIVE ACTION PLAN**

For the Fiscal Year Ended June 30, 2014

<b>Finding Number</b>	<b>Department/ Contact Person/ Phone Number</b>	<b>Corrective Action Planned</b>
2014-001	Health and Human Services  Angela Taylor (919) 813-5002	<p><u>Deficiencies in Eligibility System Access Controls</u></p> <p>The Department is instituting a standardized reporting process to monitor and review server and database access in accordance to the Statewide Information Security Manual, which was updated in January 2015.</p> <p>Office of Information Technology Services (ITS) and North Carolina Families Accessing Services through Technology (NC FAST) have recently changed the way that staff authenticates to the servers. This change aligned NC FAST servers to a centralized authentication process. The Department is working with ITS staff to develop reports that will include the level of user access to each server. The Department is also working to develop a similar level of reports for production database access.</p> <p><i>Anticipated Completion Date:</i> September 30, 2015</p>
2014-002	Health and Human Services  David Locklear (919) 527-6311 Angela Taylor (919) 813-5002	<p><u>SNAP Eligibility Determinations Not Performed Accurately</u></p> <p>On December 6, 2013, the certification periods were corrected and the clients were sent a recertification form. Monitors will review the certification periods while evaluating a sample of case files during the Food and Nutrition Services Management Review.</p> <p><i>Anticipated Completion Date:</i> June 30, 2015</p> <p>The Department evaluated the batch closure process and will implement changes to ensure that all cases are closed according to policy guidelines. For clarification, these cases do not issue benefits as they remain in suspended status. Until the change is fully implemented, a report will be generated to identify any cases not closing per the guidelines. Monitors will review reopened cases while evaluating sample case files during the Food and Nutrition Management Evaluation. The cases with questioned cost will be researched to determine the overpayment amounts and recoupments will be made as necessary.</p> <p><i>Anticipated Completion Date:</i> June 30, 2015</p> <p>The Department has evaluated the reopening process and will put the following system edits in place. A message will be added to the NC FAST model that appears when reactivating FNS/SNAP PDC that states: "You may only reactivate this case for one of the reasons listed below." In addition, a hard stop will be installed to prevent creation of a new FNS/SNAP recertification if Date received is on or after Next Cert Period Start Date. If attempted, the following message will display: "This is a late recertification. New application is required."</p> <p><i>Anticipated Completion Date:</i> April 30, 2015</p>



**CORRECTIVE ACTION PLAN**

For the Fiscal Year Ended June 30, 2014

<b>Finding Number</b>	<b>Department/ Contact Person/ Phone Number</b>	<b>Corrective Action Planned</b>
		<p>The Department evaluated the modifications of certification periods and will add the following restrictions to the system to prevent users from changing certification periods:</p> <ol style="list-style-type: none"> <li>1. Restrict user from updating any prior certification periods (for which payments have been issued), and only allow updates to the current certification period.</li> <li>2. Restrict user from updating the Start Date of a certification period and only allow the change to the End Date.</li> <li>3. Restrict user from updating the certification period if the period has passed.</li> <li>4. Restrict the certification period from being more than 12 months for FNS cases.</li> <li>5. Restrict the certification period if a payment has been issued for any month within the certification Period.</li> </ol> <p>On December 21, 2014, additional system changes were made to prevent two active cases from paying at the same time.</p> <p><i>Anticipated Completion Date:</i> May 31, 2015</p> <p>On December 22, 2014, the Department revised denial notices to include the specific reason for denial and the specific required actions. On February 13, 2015, NC FAST communicated specific actions that must be taken by the eligibility case workers to ensure that the applicable notices will be printed and sent along with the required statements. In addition, a statewide webinar was conducted on March 18, 2015 to address the issues regarding the actions necessary to ensure correct notices are generated by NC FAST.</p> <p><i>Anticipated Completion Date:</i> Completed March 18, 2015</p> <p>The cases with questioned cost will be researched to determine the overpayment amounts and recoupments will be made as necessary.</p> <p><i>Anticipated Completion Date:</i> June 30, 2015.</p>
2014-003	Health and Human Services  Kim Lovenduski (919) 707-5750	<p><u>Deficiencies in County Eligibility Determination Processes</u></p> <p>As follow-up to the findings identified during the audits of the county departments of health, the Department researched each of the cases identified as deficient and verified eligibility documentation in all cases cited. The following actions were taken:</p> <ul style="list-style-type: none"> <li>• During the investigation, adjunctive eligibility was verified through Medicaid.</li> </ul>

**CORRECTIVE ACTION PLAN**

For the Fiscal Year Ended June 30, 2014

<b>Finding Number</b>	<b>Department/ Contact Person/ Phone Number</b>	<b>Corrective Action Planned</b>
		<ul style="list-style-type: none"> <li>One case was related to the expiration date of Medicaid benefits not adequately documented in the case file. The local auditor was able to verify that the recipient was automatically eligible for WIC. The Department confirmed that the recipient was adjunctively eligible for benefits on the certification date through Medicaid.</li> <li>One case file was missing documentation to support that the recipient was seen in October 2013. The Department verified, in the WIC Automated Data Processing System (ADPS), that the recipient was recertified on October 15, 2013 and adjunctive eligibility was verified through Medicaid.</li> <li>Two cases were missing documentation related to proof of verification of identity, residency, and income of the applicants. The local auditors determined that the two participants were eligible to receive benefits. The Department verified adjunctive eligibility through Medicaid for the two cases.</li> </ul> <p>The Department confirmed that corrective action plans were fully implemented. A new WIC computer system was deployed statewide in 2014 which requires local agencies to document eligibility in the system prior to certifying participants and issuing benefits.</p> <p><i>Anticipated Completion Date:</i> Completed March 13, 2015.</p>
2014-004	Health and Human Services Arnette Cowan (919) 707-5775	<p><u>Facilities Not Properly Monitored</u></p> <p>In August of each year, the Administrative Review Coordinator of the Child and Adult Care Food Program will run a report of facilities from the current NCCares database. This report will be compared to the established review schedule to ensure that all facilities are included to be monitored at least once every three years as required by federal regulations. The monitoring schedule will also be reviewed and approved by the Unit Manager. An initial review of the monitoring schedule will be completed no later than March 31, 2015.</p> <p>In addition, the Department is in the process of researching a management information system for the Child and Adult Care Food Program that will enforce the scheduling of reviews in accordance with the federal regulations through a module that interfaces with the application and reimbursement modules.</p> <p><i>Anticipated Completion Date:</i> March 31, 2015</p>

**CORRECTIVE ACTION PLAN**

For the Fiscal Year Ended June 30, 2014

<b>Finding Number</b>	<b>Department/ Contact Person/ Phone Number</b>	<b>Corrective Action Planned</b>
2014-005	Health and Human Services  Kathy Sommese (919) 395-6796	<p><u>Subaward Obligations Were Not Reported Timely</u></p> <p>The Division submitted corrections to the overstated FFATA report on November 10, 2014. The Division has developed and implemented procedures to ensure FFATA reports are filed accurately and timely.</p> <p>Subsequent notification of the completion of the FFATA reports, including amendments, will be submitted by divisions each month to the Department's Office of the Controller for monitoring purposes.</p> <p><i>Anticipated Completion Date:</i> June 30, 2015</p>
2014-006	Health and Human Services  David Locklear (919) 527-6311	<p><u>Counties Not Properly Monitored</u></p> <p>The two counties not previously monitored are scheduled to be reviewed by April 30, 2015. The monitoring schedule established for Federal Fiscal Year 2014-2015 will be completed by September 30, 2015. The Department will focus on county monitoring efforts related to participant eligibility determination and corrective actions noted for trafficking deficiencies.</p> <p><i>Anticipated Completion Date:</i> September 30, 2015</p>
2014-007	Commerce – Community Assistance  Toni Moore (919) 715-0509	<p><u>Subaward Obligations Were Not Reported Timely</u></p> <p>The Finance Section of the State CDBG program is tasked with data entry for the FFATA compliance requirement. For all future awards, staff will insure that FFATA records are entered in a timely manner and will record the date entered into the FSRS system thereby creating a record of compliance.</p> <p><i>Anticipated Completion Date:</i> March 12, 2015</p>
2014-008	Commerce – Employment Security  Ted Brinn (919) 707-1412	<p><u>Documentation to Support Benefit Overpayment Investigations Was Not Maintained</u></p> <p>The Department of Commerce, Division of Employment Security (DES) is working to develop a tracking/reporting process that can be placed on the DES internal network, which will make review by internal and external auditors more accessible. Additionally, the use of new technologies, such as, Right Fax and Adobe Professional will allow UI Benefits Integrity staff to digitize case information. This will allow investigators to upload documents into the electronic folders created on the shared network, thus making cases easier to locate and more searchable.</p> <p><i>Anticipated Completion Date:</i> June 30, 2015</p>

**CORRECTIVE ACTION PLAN**

For the Fiscal Year Ended June 30, 2014

<b>Finding Number</b>	<b>Department/ Contact Person/ Phone Number</b>	<b>Corrective Action Planned</b>
2014-009	Commerce – Workforce Solutions  Cathy Koegl (919) 814-0421	<u>Subaward Obligations Were Not Reported Timely and Contained Errors</u>  Finance staffing has been hired to bring unit to full staff. Current year reporting has been submitted timely and accurately. Monthly review for updates of equal or greater than \$25,000 per subrecipient has been initiated into controls to maintain accuracy.  <i>Anticipated Completion Date:</i> March 9, 2015
2014-010	Commerce – Workforce Solutions  Daniel Giddens (919) 814-0325	<u>Procedures Not Established to Track and Verify the Receipt of Subrecipient Site-Visit Action Plans</u>  Division staff use a tracking form that contains information on site visits to all sub-recipients. This form also includes a column for the due date of the response to any findings or recommendations, as well as, a column for the date the response was received. While staff do follow-up on late responses, usually by phone or e-mail, that follow-up information is not always documented in the monitoring file.  Staff will continue to use the tracking form to monitor response due dates and will be more conscientious about documenting in the monitoring file any follow-up on late monitoring responses from the sub-recipients during the monitoring cycle for Program Year 2014.  <i>Anticipated Completion Date:</i> March 9, 2015
2014-011	Commerce – Workforce Solutions  Cathy Koegl (919) 814-0421	<u>Subaward Obligations Were Not Reported Timely and Contained Errors</u>  See 2014-009 for Corrective Action Plan.
2014-012	Commerce – Workforce Solutions  Daniel Giddens (919) 814-0325	<u>Procedures Not Established to Track and Verify the Receipt of Subrecipient Site-Visit Action Plans</u>  See 2014-010 for Corrective Action Plan.
2014-013	Commerce – Workforce Solutions  Cathy Koegl (919) 814-0421	<u>Subaward Obligations Were Not Reported Timely and Contained Errors</u>  See 2014-009 for Corrective Action Plan.
2014-014	Commerce – Workforce Solutions  Daniel Giddens (919) 814-0325	<u>Procedures Not Established to Track and Verify the Receipt of Subrecipient Site-Visit Action Plans</u>  See 2014-010 for Corrective Action Plan.

**CORRECTIVE ACTION PLAN**

For the Fiscal Year Ended June 30, 2014

<b>Finding Number</b>	<b>Department/ Contact Person/ Phone Number</b>	<b>Corrective Action Planned</b>
2014-015	Transportation State Construction Engineer Ron Hancock, PE (919) 707-2400	<p><u>Controls Were Not Operating Effectively To Ensure Payment of Minimum Pay Rates</u></p> <p>Section 107-22 of the Construction Manual will be reviewed to determine if clarifications in the processes are needed or if form FAP-1 needs to be revised or automated to better facilitate data entry.</p> <p>The audit findings will be highlighted at four regional Construction Engineers' Workshops to be held in March and April 2015. In addition, for the offices where the audit findings occurred, the specific findings will be reviewed with the Resident Engineer and the office staff responsible for reviewing Davis-Bacon payroll data. Existing procedures will be reviewed to make sure they understand the procedures.</p> <p>Internal reviews will take place for all offices administering Federal projects to make sure the responsible staff understands the processes that need to be followed. Follow up visits will be made where issues are identified.</p> <p><i>Anticipated Completion Date:</i> The first two items in above corrective action plan will be completed by April 30, 2015. Follow up reviews, if needed, will be completed by June 30, 2015.</p>
2014-016	Transportation State Materials Engineer Christopher A. Peoples, PE (919) 329-4000	<p><u>Quality Assurance Testing Standards Not Met</u></p> <p>Corrective Action Plan (Asphalt Mix and Density Testing and Independent Assurance Testing for Concrete): We have reviewed the results of the Audit and are in agreement with the findings. The following are the corrective actions that will be implemented for each of the three separate items:</p> <p>Asphalt Mix QA and V Testing:</p> <p>As of February 28, 2015 all QA Asphalt Labs that formerly reported to NCDOT's 14 Divisions now report to the Materials and Tests Unit. The 14 QA Supervisors that are responsible for the day-to-day operations now directly report to the State Asphalt Materials Engineer. The State Asphalt Materials Engineer will develop a HiCAMS (Construction &amp; Materials Database) query similar to what was used by the State Auditor's Office to track the sampling and testing performed by the QA. The QA Supervisors will have access to this query and will perform the query quarterly to assess whether their sample and test frequency requirements for asphalt mix are being met. Each QA Supervisor will report the findings of the query to the State Asphalt Materials Engineer copying the State Materials Engineer and use the query results to ensure that they meet the minimum frequency established for each asphalt formula they are responsible for. A meeting has been scheduled for March 24, 2015 to discuss this process with representatives from each of the 14 QA laboratories. They will be instructed to begin the quarterly review process starting April 1, 2015. Additionally, the language in the QMS Asphalt Manual, which provides requirements related</p>

**CORRECTIVE ACTION PLAN**For the Fiscal Year Ended June 30, 2014

---

<b>Finding Number</b>	<b>Department/ Contact Person/ Phone Number</b>	<b>Corrective Action Planned</b>
		<p>to sampling and testing of Asphalt, will be reviewed and discussed to clarify the sampling and testing requirements.</p> <p>Asphalt Roadway Density QC, QA and V Testing:</p> <p>The responsibility for ensuring the appropriate amount of density testing is performed lies with Division personnel. Research of the audit data will be performed to determine the details of findings for each specific contract reviewed. The information from this research will be reviewed with the Division personnel responsible for accomplishing these duties in order to provide education on proper processes and documentation to ensure that minimum sampling and testing are met. Additionally, the results of the audit will be shared with representatives from each Resident Engineer's office via four regional training workshops beginning on March 9, 2015 and ending on April 1, 2015.</p> <p>A formal memorandum to Division Engineers and appropriate staff detailing the audit findings and corrective actions will be sent by April 15, 2015.</p> <p>A similar HiCAMS query to the process noted above will also be developed to establish a method for reviewing the density process. The query will be used to determine when the required frequencies for roadway densities are not being met. This will trigger a review by the Asphalt Pavement Specialists responsible for the area that a particular project is in to conduct an in depth review of sampling and testing data and documentation. The Resident Engineer will be notified of any deficiencies and immediate corrective actions will be required. This review process will be run quarterly for each project beginning April 15, 2015.</p> <p>Modifications will also be made to the M&amp;T 605 (Asphalt Roadway Inspector's Daily Report) to ensure that the required information is clearly entered on the form. Additionally, the language in the QMS Asphalt Manual, which provides requirements related to sampling and testing of Asphalt, will be reviewed and discussed to clarify the sampling and testing requirements. This will be accomplished by May 1, 2015.</p> <p>Independent Assurance Testing for Concrete:</p> <p>As detailed in the finding, this was also a finding for fiscal year 2013. As such, corrective actions have already been implemented as of January 1, 2014. The corrective actions have been in place for over one year and the Department met its targets for calendar year 2014, which was to assess a minimum of 80 percent of all actively testing technicians. The finding for fiscal year 2014 also notes that tests were performed on the implemented "system based" Independent Assurance process for the period of January 1, 2014 through June 30, 2014 and that no errors in the process were found. The Department will continue to operate under the</p>

**CORRECTIVE ACTION PLAN**

For the Fiscal Year Ended June 30, 2014

<b>Finding Number</b>	<b>Department/ Contact Person/ Phone Number</b>	<b>Corrective Action Planned</b>
		<p>new system and has controls in place to monitor the performance throughout the calendar year to ensure compliance.</p> <p><i>Anticipated Completion Date:</i> The corrective action implementation for Asphalt Mix will begin on March 24, 2015 and will be completed by May 1, 2015. The corrective action implementation for Asphalt Roadway Density will begin on March 9, 2015 and will be completed by May 1, 2015.</p> <p>The corrective action implementation for Independent Assurance Testing for Concrete began prior to January 1, 2014 and was completed on January 1, 2014.</p>
2014-017	Transportation Director of Rail Division Paul Worley (919) 707-4700	<p><u>Controls Were Not Operating Effectively to Ensure Payment of Minimum Pay Rates</u></p> <p>The identified deficiencies included:</p> <p>FAP-1 Form Errors – The standard construction manual procedure for insuring payment of minimum pay rates includes a standard form called the FAP-1. An FAP-1 is completed to record the active/inactive contractor and subcontractor. The audit found three (3) of the FAP-1 forms were filled out incorrectly by not including all active contractors for which certified payrolls were received.</p> <p>Missing Certified Payroll - There was one (1) instance where FAP-1 and the associated diary were correct but the certified payroll was missing.</p> <p>Corrective Action Plan:</p> <p>The Division of Highways is managing the construction contracts for the Department let portion of ARRA Track and Structure projects (the focus of the minimum pay rate audit for SFY2014). The Rail Division will coordinate with the State Construction Engineer on the following corrective action plan:</p> <ol style="list-style-type: none"> <li>1. The Construction Unit will review existing Department Construction Manual Davis-Bacon procedures, assure appropriate Department staff are properly trained, serve as a resource for administration of Davis-Bacon requirements, and conduct internal Davis-Bacon audits with the Area Engineers.</li> <li>2. Rail Division F&amp;C Manager will provide details of the corrective actions taken by the Department staff to the Rail Director including any procedural revisions, proof of training for Department staff, and annual audit reports. These items will be provided to the F&amp;C Manager by the Construction Unit.</li> </ol>

*Anticipated Completion Date:* June 1, 2015

**CORRECTIVE ACTION PLAN**

For the Fiscal Year Ended June 30, 2014

<b>Finding Number</b>	<b>Department/ Contact Person/ Phone Number</b>	<b>Corrective Action Planned</b>
2014-018	Transportation Director of Rail Division Paul Worley (919) 707-4700	<p><u>Federal Report Contained Errors</u></p> <p>The Rail Division Finance &amp; Contracts (F&amp;C) Manager will review and seek input from the Department's Financial Management Division to ensure an optimal approach for financial reporting and the creation of the SF-425 to include:</p> <ol style="list-style-type: none"> <li>1. Use of SAP report (FBL3N) as provided this year by the auditors for checking cash receipts.</li> <li>2. Methods to maintain copies of all supporting documents (screen shots) used when compiling the cash receipts and expenditures reported on SF-425.</li> <li>3. Update variants in SAP to remove specific cost elements (retainage and assets) from reporting tool to ensure these are not included in future expenditure reports.</li> <li>4. All SF-425 forms submitted for SFY 2014 and SFY 2015 will be reviewed and revised to reflect necessary changes to satisfy the findings from the SFY 2014 Single Audit. Corrected SF-425 forms will be coordinated with and issued to John Winkle, FRA Grant Manager for approval.</li> <li>5. Rail Division F&amp;C Manager and Business Officer will conduct quarterly reviews with the contract program coordinator on the preparation of the SF-425 report and provide proof to the Rail Director that the proper accounting system reports are being used when preparing the quarterly reports.</li> </ol> <p><i>Anticipated Completion Date:</i> June 1, 2015</p>
2014-019	Transportation Public Transportation Director Debra Collins (919) 707-4684	<p><u>Subaward Obligations Were Not Reported</u></p> <p>Public Transportation Division has created a master table of all subrecipient required data and enters the information into FFATA 30 days after notification of grant award from FTA.</p> <p><i>Corrective Action Was Completed On:</i> January 5, 2015 – date closed in FTA review</p>
2014-020	Transportation Public Transportation Director Debra Collins (919) 707-4684	<p><u>Subrecipient Data in Federal Reports Not Reviewed</u></p> <p>The Public Transportation Division implemented procedures in FY 15 to validate data:</p> <ul style="list-style-type: none"> <li>• Created and maintaining master spreadsheet that shows funds received by subrecipient</li> </ul>



**CORRECTIVE ACTION PLAN**

For the Fiscal Year Ended June 30, 2014

<b>Finding Number</b>	<b>Department/ Contact Person/ Phone Number</b>	<b>Corrective Action Planned</b>
		<ul style="list-style-type: none"> <li>• Requiring all subrecipients to have scheduling / billing software by June 30, 2015</li> <li>• Requiring documentation of trips carried from the software with quarter and annual operating statistics (OPSTATS) submissions.</li> <li>• OPSTATS Annual report is signed by the subrecipients' authorized official and TAB Chairperson certifying the data's accuracy. In FY 15, we will be requiring June invoices no later than July 30, and once again test whether NCDOT SAP reports can match local audit numbers as well as adding a signature for the finance director. To date, this has not been possible.</li> <li>• Two weeks of total trip data is reported and tested for accuracy by our Mobility Development Specialists at one of their structured site visits. Top to bottom review of manifests, scheduling software and billing.</li> <li>• NTD's new web portal is only partially developed, so we are currently validating system and data totals for FY 14. When NTD can generate reports, we will be able to review more detailed data. Our procedure for FY 14 NTD reporting forward will be, prior to final submittal to NTD, the Public Transportation Division will: <ul style="list-style-type: none"> <li>– match the master spreadsheet to subrecipients,</li> <li>– validate passengers, miles, and hours to what was reported on OPSTATS,</li> <li>– validate financial data to what is reported in OPSTATS.</li> </ul> </li> </ul> <p><i>Anticipated Completion Date:</i> With FY 14 reporting and FY 15 site visits / oversight, all are complete but the last bullet. The last bullet will depend on when FTA's new NTD website functions accurately.</p>
2014-021	Transportation  Public Transportation Director  Debra Collins  (919) 707-4684	<p><u>Failure to Verify DUNS Number and Valid Local Match Prior to Award</u></p> <p>The Public Transportation Division has instructed staff and on what are eligible local matches.</p> <p>The Public Transportation Division's online grant program requires subrecipients to enter DUNS #s with each application. The Public Transportation Division has documented all DUNS #s in a master spreadsheet and has requested the Financial Management Division and IT to create a placeholder for the DUNS # to be captured in the vendor record, no longer requiring it to be entered with each grant application.</p>

**CORRECTIVE ACTION PLAN**

For the Fiscal Year Ended June 30, 2014

<b>Finding Number</b>	<b>Department/ Contact Person/ Phone Number</b>	<b>Corrective Action Planned</b>
		<i>Anticipated Completion Date:</i> Valid local match completed January 5, 2015. DUNS anticipated completion date is April 8, 2015.
2014-022	Transportation Public Transportation Director Debra Collins (919) 707-4684	<p><u>Subrecipient Monitoring Not Adequately Performed</u></p> <p>The Public Transportation Division has implemented the following changes since the FY13 audit:</p> <ul style="list-style-type: none"> <li>• All subrecipients, including their Financial Manager, were required to attend training in July 2014, prior to FY 14 grant release. Follow up financial and oversight expectations have been communicated.</li> <li>• Full documentation is submitted with each invoice, starting May 2014.</li> <li>• A six year master timeline for oversight was developed and procurement of services completed. The timeline covers compliance oversight, Safety/Drug and Alcohol oversight and planning. These activities started in FY 15.</li> <li>• Public Transportation Division staff are performing 2 structured site visits each year.</li> <li>• A more structured review of grant requests was implemented for FY 16 grant review cycle.</li> </ul> <p><i>Corrective Action Was Completed On:</i> August 15, 2014</p>
2014-023	Transportation Public Transportation Director Debra Collins (919) 707-4684	<p><u>Subrecipient Charter Service Reports Submitted Late to the Federal Transit Authority</u></p> <p>The Public Transportation Division has created a plan to submit Charter Service Reports to the Federal Transit Authority (FTA) as outlined in the FTA guidelines. The procedures include: subrecipients submitting Charter Report Forms to Public Transportation Division, MDS reviewing Charter Report Forms and entering/dating reports on Charter Exception Tracking Form, Project Manager reviewing and uploading Charter Reports into the FTA TEAM process within 30 days of the end of each quarter.</p> <p><i>Corrective Action Was Completed On:</i> February 15, 2015</p>
2014-024	Environment and Natural Resources Rex Whaley (919) 707-8561	<p><u>Construction Project Inspections Were Not Monitored by Management to Ensure Timely Performance and Public Health is Protected</u></p> <p>The Department started developing a new construction management standard operating procedure to cover both the Drinking Water State Revolving Fund (DWSRF) program and the Clean Water State Revolving Fund (CWSRF) program in early February 2015. The new procedure will be</p>

**CORRECTIVE ACTION PLAN**For the Fiscal Year Ended June 30, 2014

---

<b>Finding Number</b>	<b>Department/ Contact Person/ Phone Number</b>	<b>Corrective Action Planned</b>
		<p>largely based upon the practices currently used in the management of the CWSRF program (not cited for any findings), but will incorporate some aspects of the DWSRF program. The new procedure will include a mechanism to establish unique inspection plans based on project specific criteria. Supervisory and staff responsibilities will be clearly defined to ensure inspection plans are implemented appropriately.</p> <p>The Department is currently developing a new project database to cover all programs in the Division of Water Infrastructure. The new database will provide tracking of all major project milestones including construction inspections. Due to the scope of this project, there is no firm timeline for the completion of the database at this time. Therefore in the interim, current databases will be modified to provide additional inspection tracking and reporting to management.</p> <p>The Department expects the draft standard operating procedure to be developed by the end of March and finalized in order to begin staff training by the end of April 2015.</p> <p><i>Anticipated Completion Date: April 30, 2015</i></p>
2014-025	University of North Carolina Chapel Hill  Shirley Ort  (919) 962-2315	<p><u>Satisfactory Academic Progress Policy Did Not Meet Federal Requirements</u></p> <p>Throughout its history, the University has maintained a single policy to define academic progress for undergraduate students regardless of their receipt of financial aid. The Office of Scholarships and Student Aid recently became aware of limitations within this longstanding academic progress policy and its corresponding procedures, and took action to correct them in early spring 2014. The state audit encompassed the 2013-14 academic year. During the audit entrance interview in June 2014, the University affirmatively and voluntarily disclosed to the Office of the State Auditor that the University had concerns about its prior policy and procedures and that it was in the process of amending its policy and procedures to address the deficiencies that had been identified. The University has implemented a new satisfactory academic progress policy and procedure for purposes of the Title IV federal student financial aid programs, effective with the 2014-15 academic year. The new policy and procedure addresses the prior shortcomings. Furthermore, the new policy and procedure is based on guidance in the U.S. Department of Education's Federal Student Aid Handbook, is now administered by the Office of Scholarships and Student Aid, and is currently in effect for all recipients of need-based financial aid.</p> <p>Please refer to the new policy included on our website: <a href="http://studentaid.unc.edu/eligibility-for-aid/sap/">http://studentaid.unc.edu/eligibility-for-aid/sap/</a>.</p> <p><i>Corrective Action Was Completed On: August 18, 2014</i></p>

**CORRECTIVE ACTION PLAN**

For the Fiscal Year Ended June 30, 2014

<b>Finding Number</b>	<b>Department/ Contact Person/ Phone Number</b>	<b>Corrective Action Planned</b>
2014-026	Winston-Salem State University Financial Aid Robert Muhammad (336) 750-3299	<p><u>Required Written Notifications Were Not Supplied to Students</u></p> <p>The settings for automated notifications in the self-service system have been properly adjusted and notifications for Financial Aid Awards and Direct Loans are sent out each time students are awarded.</p> <p><i>Corrective Action Was Completed On:</i> Issue was resolved in late July / early August 2014.</p>
2014-027	Public Instruction Leigh Ann Kerr (919) 807-3553	<p><u>Fiscal Monitoring Results Were Not Communicated Timely</u></p> <p>The Department implemented fiscal monitoring policies and procedures, standard fiscal monitoring cover letter/report formats and a comprehensive tracking log to ensure timely communication of fiscal monitoring results and subrecipient corrective action.</p> <p><i>Corrective action occurred:</i> July 1, 2014</p>
2014-028	Public Instruction Donna Brown (919) 807-3443	<p><u>Title I Program Monitoring Visits Not Timely Reviewed for Completeness</u></p> <p>The Department will revise Title I program monitoring policies and procedures and implement a comprehensive tracking log to ensure all Title I program monitoring efforts, including supervisory review and subrecipient corrective action, occur in a timely manner.</p> <p><i>Anticipated Completion Date:</i> June 30, 2015</p>
2014-029	Public Instruction Karl Pond (919) 807-3241	<p><u>Inaccurate School Reporting Could Impact Parental School Decision</u></p> <p>The Department corrected the error when identified, moved to a new technology platform, and reworked the School Report Card (SRC) website for the 2013-14 school year. The new website strengthens the review and quality assurance efforts. For the 2014-15 release, a test environment for the School Report Card is being built, which will allow for an even more robust quality assurance and longer data preview period.</p> <p><i>Anticipated Completion Date:</i> Corrective Action occurred in October 2014.</p>
2014-030	Public Instruction Tammy Howard (919) 807-3787 Karen Hoeve (919) 807-3694	<p><u>Required Verification of Graduation Rates Was Not Performed</u></p> <p>The Department provides the CGRAUDIT (cohort graduation audit) file and the CGREXIT (cohort graduation rate exit) file to LEAs and charter schools. Any students withdrawn from the cohort are flagged for confirmation. The Department will require LEAs and charter schools to maintain evidence/documentation for each withdrawal to include, but not limited to, certifications of death, transfers to private schools, transfers to homeschools, certifications of the student(s) leaving the state or country, and certifications of the student (s) being in a detention center. The LEA or school accountability director/test coordinator and the respective</p>

**CORRECTIVE ACTION PLAN**

For the Fiscal Year Ended June 30, 2014

<b>Finding Number</b>	<b>Department/ Contact Person/ Phone Number</b>	<b>Corrective Action Planned</b>
		superintendent will verify the evidence/documentation and sign and date the required End of Year Data Collection Sign Off which is provided to the Department's Division of Accountability Services.
		<i>Anticipated Completion Date:</i> During fiscal year 2015-16
2014-031	Public Instruction Leigh Ann Kerr (919) 807-3553	<u>Fiscal Monitoring Results Were Not Communicated Timely</u>  See 2014-027 for Corrective Action Plan.
2014-032	Fayetteville State University Willie Mae McIntyre (910) 672-1086	<u>Lack of Verification to Ensure the University is Not Contracting with Debarred Vendors</u>  Fayetteville State University has implemented standards and controls to avoid contracting debarred vendors. However, these controls have not been consistently monitored or administered. To improve the process, management will be providing professional development training to the Purchasing staff on the Single Audit Debarred Vendor Standards. Additionally, during our bi-monthly Business and Finance status meetings, management will address and place increased emphasis on the Debarred Vendor Transactions Certification process. Additionally, our Systems and Procedures Office is in the process of developing an electronic validation certification process within SciQuest, Purchase to Portal. This electronic purchase to payment portal will require the debarred vendor certification for qualifying purchases. Further, the Systems and Procedures Office will develop diagnostic reports for qualifying payments to validate required debarred certifications which are documented and prerequisite vendor record files.  <i>Anticipated Completion Date:</i> May 26, 2015
2014-033	University of North Carolina Chapel Hill Shirley Ort (919) 962-2315	<u>Satisfactory Academic Progress Policy Did Not Meet Federal Requirements</u>  See 2014-025 for Corrective Action Plan.
2014-034	Winston-Salem State University Financial Aid Robert Muhammad (336) 750-3299	<u>Required Written Notifications Were Not Supplied to Students</u>  See 2014-026 for Corrective Action Plan.
2014-035	University of North Carolina Chapel Hill Shirley Ort (919) 962-2315	<u>Satisfactory Academic Progress Policy Did Not Meet Federal Requirements</u>  See 2014-025 for Corrective Action Plan.

**CORRECTIVE ACTION PLAN**

For the Fiscal Year Ended June 30, 2014

<b>Finding Number</b>	<b>Department/ Contact Person/ Phone Number</b>	<b>Corrective Action Planned</b>
2014-036	Winston-Salem State University Financial Aid Robert Muhammad (336) 750-3299	<u>Required Written Notifications Were Not Supplied to Students</u>  See 2014-026 for Corrective Action Plan.
2014-037	Public Instruction Leigh Ann Kerr (919) 807-3553	<u>Fiscal Monitoring Results Were Not Communicated Timely</u>  See 2014-027 for Corrective Action Plan.
2014-038	Elizabeth City State University Tracie Hunter (252) 335-4850	<u>Error in Calculation for Return of Title IV Funds</u>  The Director for Financial Aid will ensure that the following procedures are implemented immediately to ensure required calculations for the return of Title IV funds are complete, accurate, and returned on a timely basis. Further, Financial Aid will apply this procedure retrospectively starting with July 1, 2014.

**Official Withdrawals**

- A monthly report from the Testing/Counseling of all students that have “officially” withdrawn from ECSU will be obtained by Financial Aid.
- Financial Aid will evaluate the report to determine which students received federal funding and will conduct a return to Title IV calculation to determine if there are “unearned” funds that must be returned to the awarding agency.
- Financial Aid will send a memo to Student Accounts of the Title IV funds that need to be returned listing the student, award agency, and amount.
- Financial Aid will send a letter to the student's permanent address on file advising them of the amount of “unearned” aid that was returned to the awarding agency based on the official withdrawal date.
- Student Accounts will notify Contracts and Grants the amount to be returned electronically to the awarding agency and will also collect any balances due from the student.

**Unofficial Withdrawals**

- Financial Aid will contact Institutional Research one week following the submission of mid-term grades requesting a report of all students that received a grade of “FA” in all of their coursework.

**CORRECTIVE ACTION PLAN**

For the Fiscal Year Ended June 30, 2014

<b>Finding Number</b>	<b>Department/ Contact Person/ Phone Number</b>	<b>Corrective Action Planned</b>
		<ul style="list-style-type: none"> <li>Financial Aid will then contact the professors of the students identified to determine the last day that the student attended the class.</li> <li>The last day that student attended the class will be used and the "unofficial" withdrawal date for the return to Title IV calculation.</li> <li>Financial Aid will send a memo to Student Accounts of the Title IV funds that need to be returned listing the student, award agency, and amount.</li> <li>Financial Aid will send a letter to the student's permanent address on file advising them of the amount of "unearned" aid that was returned to the awarding agency based on the official withdrawal date.</li> <li>Student Accounts will notify Contracts and Grants the amount to be returned electronically to the awarding agency and will also collect any balances due from the student.</li> </ul> <p><i>Anticipated Completion Date:</i> March 31, 2015</p>
2014-039	University of North Carolina Chapel Hill Shirley Ort (919) 962-2315	<p><u>Satisfactory Academic Progress Policy Did Not Meet Federal Requirements</u></p> <p>See 2014-025 for Corrective Action Plan.</p>
2014-040	University of North Carolina Pembroke Kelley Horton (910) 775-4403	<p><u>Enrollment Reporting Errors Threaten Eligibility for Title IV Student Aid</u></p> <p>We agree with the auditor's comments, and the following actions were taken to correct the deficiencies. The Registrar's Office contacted the National Student Loan Clearinghouse November 20, 2014 and updated UNCP's profile to include the transmission of our graduated student file to the National Student Loan Data System (NSLDS). In January 2015, the Financial Aid Director selected a sample of students who graduated in December 2014 and verified NSLDS correctly reflected these students' status as 'graduated'. Going forward, the Director of Financial Aid (or his/her designee) will conduct a similar review in January and June of each year to ensure that student statuses are correctly updated to 'graduated'. Because of complications in correcting older file submissions, the status of graduates from the audit year (2013-2014) will require more time to be updated in NSLDS, but updates should be completed by June 30, 2015.</p> <p><i>Anticipated Completion Date:</i> June 30, 2015</p>

**CORRECTIVE ACTION PLAN**

For the Fiscal Year Ended June 30, 2014

<b>Finding Number</b>	<b>Department/ Contact Person/ Phone Number</b>	<b>Corrective Action Planned</b>
2014-041	Winston-Salem State University Registrar Sharon Stoddard (336) 750-3339	<p><u>Enrollment Reporting Errors Threaten Eligibility for Title IV Student Aid</u></p> <p>The issues of timely reporting have been resolved, which has reduced the time delay in transmissions and information is being reported more timely and accurately.</p> <p>The Office of Scholarships and Financial Aid has granted the Office of Registrar staff view access to the students' FAFSA form via Banner. This allowed the staff of the Office of the Registrar to obtain social security numbers and update the student record for the Clearinghouse reporting. This fixes the issues with files being kicked back from the Clearinghouse. However, there are still some unresolved issues with format changes.</p> <p>WSSU will continue to work with Ellucian, WSSU IT, and UNC Registrars to determine the best course of action for unresolved issues.</p> <p><i>Anticipated Completion Date:</i> March 27, 2015</p>
2014-042	Winston-Salem State University Financial Aid Robert Muhammad (336) 750-3299	<p><u>Required Written Notifications Were Not Supplied to Students</u></p> <p>See 2014-026 for Corrective Action Plan.</p>
2014-043	Health and Human Services Elizabeth Bishop (919) 855-3566	<p><u>Errors in Claims Payment Process</u></p> <p>The sample of claims reviewed were processed by the legacy CATS and ESS claims processing systems, which were replaced effective July 1, 2014 with BEAM. The Department will review the structure and logic of BEAM to ensure the accuracy of the claims payment process. To ensure payment rates for services are paid at the correct rates based on current Medicaid rates, the Division of Vocational Rehabilitation (DVR) and Division of Services for the Blind (DSB) have requested a web service between the BEAM case management system and NCTracks to provide Medicaid pricing information for medical, pharmacy, and institutional claims. A web service between BEAM and NCTracks would allow the Divisions to have immediate access to the most current pricing logic and rate data. CSR1723 was approved by the Executive Change Control Board and is currently in process with the NCTracks contractor CSC. The implementation of the web service is scheduled for July 1, 2015. However, errors in the claims payment processes will not fully abate until October 1, 2015.</p> <p><i>Anticipated Completion Date:</i> October 1, 2015</p> <p>DVR will implement the updated policy to clarify requirements and procedures for waiving comparable benefits for diagnostic services on</p>



**CORRECTIVE ACTION PLAN**

For the Fiscal Year Ended June 30, 2014

<b>Finding Number</b>	<b>Department/ Contact Person/ Phone Number</b>	<b>Corrective Action Planned</b>
		<p>April 15, 2015. The policy change will strengthen documentation procedures to support the waiver of comparable benefits as well as ensure compliance with federal regulations.</p> <p><i>Anticipated Completion Date:</i> April 15, 2015</p> <p>DVR will review and adjust In School Work Adjustment service policy, agreements, and affiliated rates as necessary. This will involve workgroups, review and incorporation of guidance made available through future published regulations. Noted deficiencies will be corrected by October 15, 2015.</p> <p><i>Anticipated Completion Date:</i> October 15, 2015</p> <p>Timely follow up will occur for the collection or payment of the identified over and underpaid claims.</p> <p><i>Anticipated Completion Date:</i> July 1, 2015</p>
	Eddie Weaver (919) 527-6710	<p>DSB hired a temporary employee as a business analyst to assist in the development of the interface between BEAM and NCTracks. DSB will make the appropriate adjustments to the payments as accurate rate information becomes available.</p> <p>Timely follow up will occur for the collection or payment of the identified over and underpaid claims.</p> <p><i>Anticipated Completion Date:</i> July 1, 2015</p>
2014-044	Health and Human Services	<p><u>Management Did Not Take Full Corrective Action on Prior Recommendations</u></p> <p>The Department has partially resolved most of the referenced prior year audit findings and full resolution is anticipated during 2015. Corrective action plans were developed in response to the referenced findings and are being implemented as follows:</p> <p><u>Rehabilitation Services – Vocational Rehabilitation Grants to States</u></p>
	Elizabeth Bishop (919) 855-3566	<p><u>Errors in Claims Payment Process &amp; Deficiencies in Participant Eligibility Documentation</u></p> <p>The Department anticipated that the medical claims payment processing component of the case management system, BEAM, would have been completed and operational during the audit review period. Due to technical reasons, full implementation has not occurred but progress is currently being made. The Division will earnestly work toward planned completion</p>

**CORRECTIVE ACTION PLAN**For the Fiscal Year Ended June 30, 2014

---

<b>Finding Number</b>	<b>Department/ Contact Person/ Phone Number</b>	<b>Corrective Action Planned</b>
		date and management will firmly emphasize the importance of implementing corrective actions in a timely manner.  <i>Anticipated Completion Date:</i> October 31, 2015  <u>Medical Assistance Program</u>
	Jeff Horton (919) 814-0123	<u>Deficiencies with Program Integrity Functions</u>  The old and outdated case tracking system, which was created in Microsoft Access, is currently being replaced. A new post-payment contract was signed with Public Consulting Group (PCG) in November 2013. As a part of implementing the contract, Program Integrity has worked with PCG to use their case tracking system to track Program Integrity cases, including disposition of cases, investigation, hearings and appeals, etc. Program Integrity began utilizing the system in May 2014. Most modifications to allow Program Integrity to use the system are complete. The system will be fully functional to meet Program Integrity case tracking needs by June 30, 2015. Policies and procedures will be in place to make certain case tracking data is accurate and reliable. In addition, Program Integrity made updates to its policies and procedures to adequately monitor contractor performance in Fall 2014.  <i>Anticipated Completion Date:</i> June 30, 2015
	Shelia Platts (919) 855-4023	<u>Deficiencies in Provider Enrollment and Termination Processes</u>  In September 2013, the Department implemented a new monitoring plan with more control and oversight of service provider activities. The Department has updated the existing monitoring tool. The updates are being tested by the Fiscal Agent Monitors in DMA Provider Relations. It is anticipated that the tool will be tested and fully implemented by April 15, 2015.  The Fiscal Agent is developing a quality assurance (QA) process to be conducted by CSC enrollment coordinators prior to enrolling providers to ensure and increase enrollment accuracy. The Fiscal Agent will deliver a draft of this pre-enrollment QA process to DMA Provider Relations for review and approval by April 10, 2015.  The Department's efforts to strengthen and improve monitoring tools continue as a work in progress.  <i>Anticipated Completion Date:</i> June 30, 2015

**CORRECTIVE ACTION PLAN**

For the Fiscal Year Ended June 30, 2014

<b>Finding Number</b>	<b>Department/ Contact Person/ Phone Number</b>	<b>Corrective Action Planned</b>
	Kent Woodson (919) 733-7013	<u>Block Grants For Prevention and Treatment of Substance Abuse</u>
	Kristi Hickman (919) 733-7013	<u>Monitoring Procedures Need Improvement</u>  A quarterly fiscal monitoring process will be implemented to identify deficiencies throughout the year, before the final settlement review is completed.  Plans of correction will be required of Local Management Entities-Managed Care Organizations (LME-MCOs) when deficiencies are deemed to be systemic and material.  <i>Anticipated Completion Date:</i> June 30, 2015
2014-045	Health and Human Services  Elizabeth Bishop (919) 855-3566	<u>Deficiencies in Participant Eligibility Documentation</u>  Signature Issues of Minor Applicants: On July 1, 2014, DVR strengthened this process in the policy whereby the actual "VR Application" is sent home to the parent along with the "parental letter". Both forms must be signed and returned to the Division before a VR staff member meets with the minor child for intake.  <i>Anticipated Completion Date:</i> July 1, 2015  Client Assets/Financial Need: The Department's new automated case management system (BEAM), effective as of July 1, 2014, is programmed to ensure that cases cannot progress to the plan development phase without completing a financial need survey (FNS) form and establishing the appropriate financial determination. The system ensures that all proper financial documentation, signatures, and forms are in place prior to any status change to the Individualized Plan of Employment (IPE). Additionally, the Department strengthened the verification of client financial resources by updating policy to require 3 months of banking account statements for all bank accounts for individuals determined to be part of the "net family unit." Any excess resources determined from the banking statements must be accounted for on the "financial needs" form.  <i>Anticipated Completion Date:</i> July 1, 2014  Timely Eligibility Determinations: Effective December 01, 2014, the Department initiated statewide monitoring procedures of applicant VR files. A consolidated regional report of all applicant VR files that are exceeding sixty days is submitted to the VR State Office by the 15 <sup>th</sup> of each month. The report allows field staff and management to monitor the timeliness of eligibility determinations on a daily/weekly basis in an effort to eliminate "out of compliance" cases. Regional and policy office staff will closely monitor the reports to determine any existing issues that need to be addressed with staff. On March 12, 2015, the Division's policy office began the process of

**CORRECTIVE ACTION PLAN**

For the Fiscal Year Ended June 30, 2014

<b>Finding Number</b>	<b>Department/ Contact Person/ Phone Number</b>	<b>Corrective Action Planned</b>
		refining the reports to be generated from the BEAM system relative to this issue.  <i>Anticipated Completion Date:</i> July 1, 2015
		Client Identification/Verification: Currently, the BEAM intake form allows counselors to document that the client has a North Carolina Driver's License. DVR will explore other options within the BEAM case management system to document that identity has been verified. Once an acceptable solution is identified, policy and procedures will be updated and implemented.  <i>Anticipated Completion Date:</i> July 1, 2015
		Client Case File Structure: In April 2015, DVR's Quality Development Specialists will collaborate with management to establish procedures that provide a consistent structure for maintaining information in the non-electronic case file. Once the guidelines are established, Quality Development Specialists will train and provide feedback to counselors during routine case reviews. Managers will also routinely reinforce the guidelines.  <i>Anticipated Completion Date:</i> July 1, 2015
	Eddie Weaver (919) 527-6710	The DSB will provide re-training for staff in policy for the services provision and continue BEAM training to ensure staff has a strong knowledge base in policy and practice.  Timely Eligibility Determinations: The new BEAM case management system has a feature entitled "VR Alerts". This feature allows the counselor and various levels of management to track when clients are approaching certain deadlines to allow for better adherence to guidelines. This VR Alert is reviewed by Rehabilitation Counselors consistently monitored on a monthly basis by Area Supervisors for staff they supervise.  Supporting Documentation Incomplete: Staff training to include detail instructions to complete relevant forms will be developed and scheduled. A new Staff Development Specialist has been hired and charged with scheduling training as soon as possible. New instructions for the Financial Need Survey Form have been drafted and will be distributed as a part of training. BEAM also has a scanning component which has not yet been implemented. This feature will allow the leadership team to view the supporting documentation present in the file that supports financial need decisions and determine if decisions are appropriately documented and validated.  <i>Anticipated Completion Date:</i> July 1, 2015

**CORRECTIVE ACTION PLAN**

For the Fiscal Year Ended June 30, 2014

<b>Finding Number</b>	<b>Department/ Contact Person/ Phone Number</b>	<b>Corrective Action Planned</b>
2014-046	Public Instruction Leigh Ann Kerr (919) 807-3553	<u>Fiscal Monitoring Results Were Not Communicated Timely</u>  See 2014-027 for Corrective Action Plan.
2014-047	Elizabeth City State University Tracie Hunter (252) 335-4850	<u>Error in Calculation for Return of Title IV Funds</u>  See 2014-038 for Corrective Action Plan.
2014-048	Elizabeth City State University Tracie Hunter (252) 335-4850	<u>Lack of Controls Over Required Direct Loan Reconciliations</u>  The Director of Financial Aid will ensure the following procedures are implemented starting with the month of January 2015 to ensure that required reconciliations are completed timely, accurately, and documented in accordance with federal compliance requirements: <ul style="list-style-type: none"> <li>• Financial Aid will load the monthly SAS data file into the Banner Financial Aid Module.</li> <li>• A process will run that will generate a file with edits for review.</li> <li>• This file will be loaded into the Direct Loan Tools software for further review and evaluation.</li> <li>• Once the review is complete, the report will be saved on the Financial Aid shared drive as well as printed and signed by the Director of Financial Aid to signify that the monthly reconciliation is complete and accurate.</li> <li>• The monthly report will be retained in a binder for access and review as necessary.</li> </ul> <p><i>Anticipated Completion Date:</i> February 28, 2015</p>
2014-049	University of North Carolina Chapel Hill Shirley Ort (919) 962-2315	<u>Satisfactory Academic Progress Policy Did Not Meet Federal Requirements</u>  See 2014-025 for Corrective Action Plan.
2014-050	University of North Carolina Chapel Hill Shirley Ort (919) 962-2315	<u>Lack of Controls Over Required Direct Loan Reconciliations</u>  We acknowledge that there is no "signature" process by which a senior administrator reviews the efforts of other staff members. But, we do engage in a monthly aggregate reporting of totals that serves to inform three senior staff members of loan totals and reconciliation processes. We believe this to be a sufficient control and to surpass what is required by the applicable federal regulations. We also believe this monthly collection of data

**CORRECTIVE ACTION PLAN**For the Fiscal Year Ended June 30, 2014

---

<b>Finding Number</b>	<b>Department/ Contact Person/ Phone Number</b>	<b>Corrective Action Planned</b>
		<p>encompasses a process very similar to, and much more powerful than, a signature alone.</p> <p>The University does have controls in place and does reconcile the Federal Direct Loan program on a monthly basis.</p> <p>This reconciliation examines:</p> <ol style="list-style-type: none"><li>(1) Actual disbursements to students in the accounting records of the University,</li><li>(2) Actual disbursements to students as recorded on their student account, and</li><li>(3) Actual disbursements to students as recorded by the federal government</li></ol> <p>We reconcile each student's disbursement totals for each award year as recorded in the student account. These amounts are compared and aligned to the student's disbursement records held by the federal government. The records are reconciled by comparing lists of the balances obtained from the University's PeopleSoft system and from the U.S. Department of Education Common Origination &amp; Disbursement (COD) system. We also compare the cumulative total of the disbursements for the award year from the student accounts and the COD system to the cumulative total recorded for the award year in the accounting records of the University. Each award year has a distinct Project ID in the general ledger where all disbursements are recorded; therefore, disbursements are easily reconciled and kept in alignment. The University has successfully reconciled and closed each year of its participation in the Direct Loan program with a zero cash balance and has done so by the required deadline.</p> <p>We regret that we may not have fully described our reconciliation efforts to the audit team while they were on campus. The office does compare the loan disbursement records, including a tie to the accounting system, for all students receiving a loan. Those records are compared and discrepancies are identified and resolved. The accounting records are linked directly to the disbursement record in the PeopleSoft system. A record cannot exist in the accounting system for a student without first existing in the PeopleSoft system. We believe controls are adequate as they currently exist.</p> <p>In addition to the above efforts, on a monthly basis, the deputy director compiles aggregate information regarding disbursed Federal Direct Loans. In a monthly spreadsheet, the deputy director lists the disbursed loan totals from the PeopleSoft system. Also, the deputy director lists the disbursed totals as reported to the COD system. These totals are then sent in an attached spreadsheet to the senior associate director of financial aid and the associate provost / director of financial aid. The director reviews,</p>

**CORRECTIVE ACTION PLAN**

For the Fiscal Year Ended June 30, 2014

<b>Finding Number</b>	<b>Department/ Contact Person/ Phone Number</b>	<b>Corrective Action Planned</b>
		monthly, all loan reconciliation records submitted to General Administration as part of the ongoing Business Compliance Program (formerly FIT).
		<i>Anticipated Completion Date:</i> We believe the current monthly review by the director to be a sufficient control. However, a monthly signature process will be implemented effective with the 2015-16 academic year.
2014-051	University of North Carolina Pembroke  Kelley Horton (910) 775-4403	<u>Enrollment Reporting Errors Threaten Eligibility for Title IV Student Aid</u>  See 2014-040 for Corrective Action Plan.
2014-052	Winston-Salem State University  Registrar  Sharon Stoddard (336) 750-3339	<u>Enrollment Reporting Errors Threaten Eligibility For Title IV Student Aid</u>  See 2014-041 for Corrective Action Plan.
2014-053	Winston-Salem State University  Financial Aid and Finance  Robert Muhammad (336) 750-3299  Nathan Thompson (336) 750-8845	<u>Required Direct Loan Reconciliations Were Not Properly Performed</u>  WSSU is working to develop an electronic reconciliation process. This process will use data in Banner, and the University's accounting system to assist in the reconciliation between the necessary offices. Additional verification will be performed in Common Origination and Disbursement (COD).  Additionally, WSSU will incorporate the best practice reconciliation processes as suggested by the Department of Education. A policies and procedures section will be developed for the office's policies and procedures guide.  <i>Anticipated Completion Date:</i> July 1, 2015
2014-054	Winston-Salem State University  Financial Aid  Robert Muhammad (336) 750-3299	<u>Required Written Notifications Were Not Supplied to Students</u>  See 2014-026 for Corrective Action Plan.
2014-055	Public Instruction  Donna Brown (919) 807-3443	<u>Department Failed to Fully Document Subrecipient Monitoring Visits</u>  a. The Department will implement a comprehensive tracking log to ensure all Twenty-First Century Community Learning Center monitoring efforts, including supervisory review, occur in a timely and documented manner.

**CORRECTIVE ACTION PLAN**

For the Fiscal Year Ended June 30, 2014

<b>Finding Number</b>	<b>Department/ Contact Person/ Phone Number</b>	<b>Corrective Action Planned</b>
		<p>b. The Department revised policies and procedures related to program monitoring of 21st CCLC subrecipients to be consistent with those for Title I, including a revised report format to ensure issued reports include appropriate documentation.</p> <p><i>Anticipated Completion Date:</i></p> <p>a. June 30, 2015</p> <p>b. June 30, 2015</p>
2014-056	Public Instruction Leigh Ann Kerr (919) 807-3553	<p><u>Fiscal Monitoring Results Were Not Communicated Timely</u></p> <p>See 2014-027 for Corrective Action Plan.</p>
2014-057	Public Instruction Leigh Ann Kerr (919) 807-3553	<p><u>Fiscal Monitoring Results Were Not Communicated Timely</u></p> <p>See 2014-027 for Corrective Action Plan.</p>
2014-058	Public Instruction Leigh Ann Kerr (919) 807-3553	<p><u>Fiscal Monitoring Results Were Not Communicated Timely</u></p> <p>See 2014-027 for Corrective Action Plan.</p>
2014-059	Public Instruction Sarah Harris (919) 807-3636	<p><u>Documentation Did Not Support Salary Payments</u></p> <p>The Department will implement procedures to identify and inform federally funded temporary and contract employees and their supervisors of federal time and effort reporting requirements. The Department will review temporary and contract employee listings on a monthly basis and develop a tracking system to ensure that employees do not end their employment without submitting an approved time and effort report.</p> <p><i>Anticipated Completion Date:</i> During fiscal year 2014-15</p>
2014-060	Public Instruction Leigh Ann Kerr (919) 807-3553	<p><u>Fiscal Monitoring Results Were Not Communicated Timely</u></p> <p>See 2014-027 for Corrective Action Plan.</p>
2014-061	Health and Human Services Division of Aging and Adult Service (DAAS) Wayne Mixon (919) 855-3445	<p><u>Subaward Obligations Were Not Reported Timely</u></p> <p>DAAS has developed and implemented procedures to ensure that all subawards and contracts subject to FFATA are prepared accurately and submitted timely in accordance with federal guidelines. Relevant DAAS Employees received Federal Funding Accountability and Transparency Act (FFATA) training March 19, 2015.</p>



**CORRECTIVE ACTION PLAN**

For the Fiscal Year Ended June 30, 2014

<b>Finding Number</b>	<b>Department/ Contact Person/ Phone Number</b>	<b>Corrective Action Planned</b>
		<p>In addition, subsequent notification of the completion of the FFATA reports, including amendments, will be submitted by divisions each month to the Department's Office of the Controller for monitoring purposes.</p> <p><i>Anticipated Completion Date:</i> June 30, 2015</p>
2014-062	Health and Human Services  Division of Aging and Adult Service (DAAS)  Wayne Mixon (919) 855-3445	<p><u>Subaward Obligations Were Not Reported Timely</u></p> <p>See 2014-061 for Corrective Action Plan.</p>
2014-063	Health and Human Services  Division of Aging and Adult Service (DAAS)  Wayne Mixon (919) 855-3445	<p><u>Subaward Obligations Were Not Reported Timely</u></p> <p>See 2014-061 for Corrective Action Plan.</p>
2014-064	Health and Human Services  Julie A. Casani (919) 715-6734	<p><u>Required Level of Service Not Reported Accurately</u></p> <p>As a result of a site visit and recommendation provided by the federal oversight agency on March 3, 2014, the program identified state appropriations in the Communicable Disease Surveillance and Control Medical Consultation Unit to meet the requirements for Maintenance of Funding (MOF). This figure was reported in the third year application of the grant award and will continue to be calculated and reported in subsequent fiscal years as required.</p> <p><i>Anticipated Completion Date:</i> Completed March 9, 2014</p>
2014-065	Health and Human Services  Julie A. Casani (919) 715-6734	<p><u>Subaward Obligations Were Not Reported Timely and Reports Contained Errors</u></p> <p>The following efforts have or will be implemented to ensure that all subawards and contracts subject to FFATA are prepared accurately and submitted timely:</p> <ol style="list-style-type: none"> <li>1. Most of the late contracts have been entered into the FFATA reporting system. The remaining contracts will be uploaded into the system when the batch method is fully implemented.</li> <li>2. The duplicate contracts reported will be removed.</li> <li>3. The program is testing a batch format method to upload the FFATA reports for eligible counties. Most counties have been successfully</li> </ol>

**CORRECTIVE ACTION PLAN**

For the Fiscal Year Ended June 30, 2014

<b>Finding Number</b>	<b>Department/ Contact Person/ Phone Number</b>	<b>Corrective Action Planned</b>
		reported using this method. Approximately 20 county contracts remain to be manually uploaded.
		<i>Anticipated Completion Date:</i> June 30, 2015
	Jessica Trembly (919) 855-3957	Training has been completed and procedures implemented to ensure that any contractor that receives \$25,000 or more of the Hospital Preparedness Program (HPP) funds receives, along with their contract, a FFATA form. The FFATA form must be completed and returned along with the signed contract. The contract will not be fully executed until the FFATA form is returned. The information on the completed form will be entered into the Federal Sub-Awardee Reporting System (FSRS) for public review accurately and timely as required by the FFATA. FFATA forms that should have been entered into the Federal Sub-Awardee Reporting System for FY 14 will be identified and entered.
		<i>Anticipated Completion Date:</i> April 15, 2015
2014-066	Health and Human Services  David Locklear (919) 527-6311	<u>Deficiencies in County Eligibility Determination Processes</u>  Monitoring visits are scheduled based on the caseload size of each county. Large counties are reviewed annually, whereas medium and small counties are monitored every three years. TANF monitors review a random sample of case files for accuracy and required documentation. The cases with questioned cost identified during the audit will be investigated to determine the overpayment amounts and recoupments will be established. A special case file review will be conducted for Forsyth, Guilford and Wake Counties by May 30, 2015.
		<i>Anticipated Completion Date:</i> May 30, 2015
2014-067	Health and Human Services  Kevin Kelley (919) 527-6401	<u>Deficiencies in County Eligibility Determination Processes</u>  NC DSS will revise the Adoption Assistance eligibility determination training curricula by June 30, 2015 to place emphasis on the items noted as deficient in the audit. The revised training will be made available online by December 31, 2015 as an "on demand" training for county staff determining eligibility for Title IV-E Adoption Assistance. Additionally, the form DSS-1808 – Report on Proposed Adoption, will be examined for opportunities to emphasize the issues noted as a result of the audit.
		<i>Anticipated Completion Date:</i> June 30, 2015
2014-068	Health and Human Services  Kevin Kelley (919) 527-6401	<u>Monitoring of Child Abuse Registry Not Being Performed</u>  The Division of Social Services will revise the IV-E Adoption Assistance monitoring tool and protocol to include the verification that the Responsible Individuals List (RIL) has been executed. The monitoring tool will include an indicator field to verify that the RIL check has been performed and the date

**CORRECTIVE ACTION PLAN**

For the Fiscal Year Ended June 30, 2014

<b>Finding Number</b>	<b>Department/ Contact Person/ Phone Number</b>	<b>Corrective Action Planned</b>
		on which the name check was verified. Monitoring staff will begin using the revised tool effective April 1, 2015.
		<i>Anticipated Completion Date:</i> April 1, 2015
2014-069	Health and Human Services Linda Marsh (919) 814-0134 Jackie Holloway (919) 814-0066	<u>Errors in Children's Health Insurance Provider Billing and Payment Process</u>  The Department's Division of Medical Assistance (DMA) will investigate the sixteen (16) claim errors cited to determine which claims were paid in error, or if the error cited can be resolved by obtaining additional documentation from the provider.  DMA will continue to pursue amendments to G.S. 108C to strengthen requirements for providers to submit documentation to support medical necessity and coding of services billed to Children's Health Insurance Program.  DMA Provider Reimbursement will review current procedures and will work closely with the Fiscal Agent on documenting and reviewing rate modifications in NCTracks timely. Payment memos will be prepared to recoup system identified overpayments/underpayments, which is standard practice.  DMA will follow-up on all over and underpaid paid claims to ensure appropriate collection or payment is made.  <i>Anticipated Completion Date:</i> June 30, 2015
2014-070	Health and Human Services Jackie Holloway (919) 814-0066	<u>Deficiencies with the Rate Change Process</u>  DMA Program Reimbursement Section will work closely with the Fiscal Agent on documenting and reviewing rate modifications in NCTracks timely. Payment memos will be submitted to the Fiscal Agent to recoup identified overpayments/underpayments, which is standard practice.  <i>Anticipated Completion Date:</i> June 30, 2015
2014-071	Health and Human Services Steve Tedder (919) 855-4228	<u>Deficiencies in NCTracks Program Change Controls</u>  DMA has implemented, in conjunction with the DHHS CIO and the Fiscal Agent, formal review and approval processes. DMA will review these processes and make any necessary modifications. Any modifications will be communicated to the appropriate stakeholders. In addition, system changes will be reviewed periodically to ensure their accordance with established processes.  <i>Anticipated Completion Date:</i> May 1, 2015

**CORRECTIVE ACTION PLAN**

For the Fiscal Year Ended June 30, 2014

<b>Finding Number</b>	<b>Department/ Contact Person/ Phone Number</b>	<b>Corrective Action Planned</b>
2014-072	Health and Human Services  Shelia Platts (919) 855-4023	<p><u>Deficiencies in Provider Enrollment and Termination Processes</u></p> <p>In September 2013, the Department implemented a new monitoring plan with more control and oversight of service provider activities. The Department has updated the existing monitoring tool. The updates are being tested by the Fiscal Agent Monitors in DMA Provider Relations. It is anticipated that the tool will be tested and fully implemented by April 15, 2015.</p> <p>The Fiscal Agent is developing a quality assurance (QA) process to be conducted by CSC enrollment coordinators prior to enrolling providers to ensure and increase enrollment accuracy. The Fiscal Agent will deliver a draft of this pre-enrollment QA process to DMA Provider Relations for review and approval by April 10, 2015.</p> <p>The Department's efforts to strengthen and improve monitoring tools continue as a work in progress.</p> <p><i>Anticipated Completion Date:</i> June 30, 2015</p>
2014-073	Health and Human Services  Jeff Horton (919) 814-0123	<p><u>Deficiencies with Program Integrity Functions</u></p> <p>The old and outdated case tracking system, which was created in Microsoft Access, is currently being replaced. A new post-payment contract was signed with Public Consulting Group (PCG) in November 2013. As a part of implementing the contract, Program Integrity has worked with PCG to use their case tracking system to track Program Integrity cases, including disposition of cases, investigation, hearings and appeals, etc. Program Integrity began utilizing the system in May 2014. Most modifications to allow Program Integrity to use the system are complete. The system will be fully functional to meet Program Integrity case tracking needs by June 30, 2015. Policies and procedures will be in place to make certain case tracking data is accurate and reliable. In addition, Program Integrity made updates to its policies and procedures to adequately monitor contractor performance in Fall 2014.</p> <p><i>Anticipated Completion Date:</i> June 30, 2015</p>
2014-074	Health and Human Services  Shelia Platts (919) 855-4023	<p><u>Deficiencies in County Eligibility Determination Processes</u></p> <p>The Department will provide guidance and instructions to counties on using the Medicaid Eligibility Manual and the Integrated Eligibility Manual to determine adequate supporting documentation required to be maintained for eligibility determination. The Medicaid Eligibility Unit will conduct reviews of applications and the DMA Program Integrity Eligibility Quality Assurance unit will conduct targeted record reviews as needed. The Department will conduct trainings to counties. The DHHS Operational Support Team will subsequently perform onsite county reviews and visits to follow up on the</p>

**CORRECTIVE ACTION PLAN**

For the Fiscal Year Ended June 30, 2014

<b>Finding Number</b>	<b>Department/ Contact Person/ Phone Number</b>	<b>Corrective Action Planned</b>
		effectiveness of training previously provided and additional guidance will be issued as necessary.
		Policy and Guidance will be issued through Administrative Letters and Manual Change Notices by June 30, 2015.
		<i>Anticipated Completion Date:</i> June 30, 2015
2014-075	Health and Human Services  Linda Marsh (919) 814-0134  Jackie Holloway (919) 814-0066	<u>Errors in Medicaid Provider Billing and Payment Process</u>  The Department's Division of Medical Assistance (DMA) will investigate the sixty- six (66) claim errors cited to determine which claims were paid in error, or if the error cited can be resolved by obtaining additional documentation from the provider.  DMA will continue to pursue amendments to G.S. 108C to strengthen requirements for providers to submit documentation to support medical necessity and coding of services billed to Children's Health Insurance Program.  DMA Provider Reimbursement will review current procedures and will work closely with the Fiscal Agent on documenting and reviewing rate modifications in NCTracks timely. Payment memos will be prepared to recoup system identified overpayments/underpayments, which is standard practice.  DMA will follow-up on all over and underpaid paid claims to ensure appropriate collection or payment is made.  <i>Anticipated Completion Date:</i> June 30, 2015
2014-076	Health and Human Services  Roger Barnes (919) 855-4109	<u>Medicaid Disproportionate Share Hospital Payments Made Incorrectly</u>  As a result of the auditor's review, the FFY 2014 model is based upon a working draft where any errors that might occur are resolved with the fourth quarter payments.  The Department corrected data errors, payment calculations, and changes to hospital classification and status in the fourth quarter of the FFY 2014 payment model. Overpayments from the FFY 2013 fourth quarter payment model have been collected. The federal share has been returned to CMS via the CMS 64 quarterly report.  The Department also implemented policies and procedures to ensure that payments are made accurately, rely on correct information, and apply the correct federal medical assistance percentage. Payment memos are sent to the Department's Division of Medical Assistance (DMA) Budget Office for coding verification to draw the appropriate federal medical assistance percentages. Upon confirmation, the memos are sent for approval.

**CORRECTIVE ACTION PLAN**

For the Fiscal Year Ended June 30, 2014

<b>Finding Number</b>	<b>Department/ Contact Person/ Phone Number</b>	<b>Corrective Action Planned</b>
		<p>A payment memo was approved for increasing the payment to the State hospitals. The notice of the increase in the FFY 2013 allotment was received after the fourth quarter payments were made.</p> <p>Subsequent to the payment memo approvals, the Budget Office received addition guidance from CMS. The Department sought additional guidance from CMS and updated procedures to correctly reflect the Date of Service and Date of Payment for DSH payments. Any unresolved issues will be addressed during SFY 2015.</p> <p><i>Anticipated Completion Date:</i> June 30, 2015</p>
2014-077	Health and Human Services  Jackie Holloway (919) 814-0066	<p><u>Deficiencies with the Rate Change Process</u></p> <p>DMA Program Reimbursement Section will work closely with the Fiscal Agent on documenting and reviewing rate modifications in NCTracks timely. Payment memos will be submitted to the Fiscal Agent to recoup identified overpayments/underpayments, which is standard practice.</p> <p><i>Anticipated Completion Date:</i> June 30, 2015</p>
2014-078	Health and Human Services  Steve Tedder (919) 855-4228	<p><u>Deficiencies in NCTracks Program Change Controls</u></p> <p>DMA has implemented, in conjunction with the DHHS CIO organization and the Fiscal Agent, formal review and approval processes. DMA will review these processes and make any necessary modifications. Modifications will be communicated to the appropriate stakeholders. In addition, system changes will be reviewed periodically to ensure their accordance with established processes.</p> <p><i>Anticipated Completion Date:</i> May 1, 2015</p>
2014-079	Health and Human Services  Shelia Platts (919) 855-4023	<p><u>Deficiencies in County Eligibility Determination Processes</u></p> <p>The Department will provide guidance and instructions to counties on using the Medicaid Eligibility Manual and the Integrated Eligibility Manual to determine adequate supporting documentation required to be maintained for eligibility determination. The Medicaid Eligibility Unit will conduct reviews of applications and the DMA Program Integrity Eligibility Quality Assurance unit will conduct targeted record reviews as needed. The Department will conduct trainings to counties. The DHHS Operational Support Team will subsequently perform onsite county reviews and visits to follow up on the effectiveness of training previously provided and additional guidance will be issued as necessary.</p> <p>Policy and Guidance will be issued through Administrative Letters and Manual Change Notices by June 30, 2015.</p>

**CORRECTIVE ACTION PLAN**

For the Fiscal Year Ended June 30, 2014

<b>Finding Number</b>	<b>Department/ Contact Person/ Phone Number</b>	<b>Corrective Action Planned</b>
		<p>The Department will review questioned costs identified and make the appropriate recoupments.</p> <p><i>Anticipated Completion Date:</i> June 30, 2015</p>
2014-080	<p>Health and Human Services</p> <p>Shelia Platts (919) 855-4023</p>	<p><u>Deficiencies in Provider Enrollment and Termination Processes</u></p> <p>In September 2013, the Department implemented a new monitoring plan with more control and oversight of service provider activities. The Department has updated the existing monitoring tool. The updates are being tested by the Fiscal Agent Monitors in DMA Provider Relations. It is anticipated that the tool will be tested and fully implemented by April 15, 2015.</p> <p>The Fiscal Agent is developing a quality assurance (QA) process to be conducted by CSC enrollment coordinators prior to enrolling providers to ensure and increase enrollment accuracy. The Fiscal Agent will deliver a draft of this pre-enrollment QA process to DMA Provider Relations for review and approval by April 10, 2015.</p> <p>The Department's efforts to strengthen and improve monitoring tools continue as a work in progress.</p> <p><i>Anticipated Completion Date:</i> June 30, 2015</p>
2014-081	<p>Health and Human Services</p> <p>Elizabeth Bishop (919) 855-3566</p> <p>Jeff Horton (919) 814-0123</p> <p>Shelia Platts (919) 855-4023</p> <p>Kent Woodson (919) 733-7013</p> <p>Kristi Hickman (919) 733-7013</p>	<p><u>Management Did Not Take Full Corrective Action on Prior Recommendations</u></p> <p>See 2014-044 for Corrective Action Plan.</p>
2014-082	<p>Health and Human Services</p> <p>Jeff Horton (919) 814-0123</p>	<p><u>Deficiencies with Program Integrity Functions</u></p> <p>The old and outdated case tracking system, which was created in Microsoft Access, is currently being replaced. A new post-payment contract was signed with Public Consulting Group (PCG) in November 2013. As a part of implementing the contract, Program Integrity has worked with PCG to use their case tracking system to track Program Integrity cases, including</p>

**CORRECTIVE ACTION PLAN**

For the Fiscal Year Ended June 30, 2014

<b>Finding Number</b>	<b>Department/ Contact Person/ Phone Number</b>	<b>Corrective Action Planned</b>
		<p>disposition of cases, investigation, hearings and appeals, etc. Program Integrity began utilizing the system in May 2014. Most modifications to allow Program Integrity to use the system are complete. The system will be fully functional to meet Program Integrity case tracking needs by June 30, 2015. Policies and procedures will be in place to make certain case tracking data is accurate and reliable. In addition, Program Integrity made updates to its policies and procedures to adequately monitor contractor performance in Fall 2014.</p> <p><i>Anticipated Completion Date:</i> June 30, 2015</p>
2014-083	Health and Human Services  John Peebles (919) 715-6737	<p><u>Deficiencies in Subrecipient Monitoring Procedures</u></p> <p>Recoupment of the questioned costs has been initiated by the Program in coordination with the Division of Public Health Budget Office.</p> <p>In addition, the relevant monitoring manuals will be revised to include prescribed procedures that specifically identify recoupment of funds paid to ineligible participants.</p> <p><i>Anticipated Completion Date:</i> June 30, 2015</p>
2014-084	Health and Human Services  Scarlett Edwards (919) 855-3718	<p><u>Improper Reclassification of Refunds</u></p> <p>Guidance will be requested from the federal funding agencies on returning and reporting refunds. Until then, the Department will apply refunds to the time period of the original payment.</p> <p><i>Anticipated Completion Date:</i> June 30, 2015</p>
2014-085	Health and Human Services  Thelma Hayter (919) 733-4460	<p><u>Errors in Substance Abuse Provider Billing and Payment Process</u></p> <p>Regarding the improper rate application, these claims were paid in accordance with NCTracks rules. It appears that the claims payment system did not function as designed. The Department is investigating the issue and will direct the NCTracks vendor to correct any identified problems.</p> <p>The Division of Mental Health, Developmental Disabilities and Substance Abuse Services (DDHDDSAS) will submit a request to the NCTracks vendor for an estimate to establish retroactive eligibility for third party insurance. DMHDDSAS will simultaneously pursue the option of implementing a requirement for LME-MCOs to show proof in their IT system that claims are paid in accordance with third party liability requirements.</p> <p>The Department will research and recoup all questioned costs identified.</p> <p><i>Anticipated Completion Date:</i> June 30, 2015</p>



**CORRECTIVE ACTION PLAN**

For the Fiscal Year Ended June 30, 2014

<b>Finding Number</b>	<b>Department/ Contact Person/ Phone Number</b>	<b>Corrective Action Planned</b>
2014-086	Health and Human Services Thelma Hayter (919) 733-4460	<p><u>Deficiencies in NCTracks Program Change Controls</u></p> <p>DMA has implemented, in conjunction with the DHHS CIO organization and the Fiscal Agent, formal review and approval processes. DMA will review these processes and make any necessary modifications. Any modifications will be communicated to the appropriate stakeholders. In addition, system changes will be reviewed periodically to ensure their accordance with established processes.</p> <p><i>Anticipated Completion Date: May 1, 2015</i></p>
2014-087	Health and Human Services Kristi Hickman (919) 733-7013 Spencer Clark (919) 733-4670	<p><u>Deficiencies in Level of Effort and Earmarking Processes</u></p> <p>Enhanced tools and protocols will be put into place to better assist Financial Operations and Community Policy Management staff in closely monitoring the allocation, expenditure and reporting of funds by LME-MCOs throughout the fiscal year. Efforts will also be strengthened to expedite timely analysis, communication, decision-making, and actions regarding shortfalls in expenditures, and timely recommendation for the reallocation of unused funds when necessary.</p> <p>The Department consolidated all monitoring tools into an enhanced, single financial reporting tool that is required to be submitted by all LME-MCOs on a monthly basis with accurate, complete, and timely expenditure data. This financial reporting tool will be used by the Department and by the LME-MCOs to closely plan and monitor LME-MCO performance, as evidenced in required monthly reports of expenditures, in order to ensure compliance with expenditure levels as established by the SAPTBG.</p> <p>The Department will de-allocate any unused funds, and reallocate those funds to LME-MCOs and providers who have demonstrated an enhanced capacity to fully expend these funds appropriately and timely.</p> <p><i>Anticipated Completion Date: June 30, 2015</i></p>
2014-088	Health and Human Services Elizabeth Bishop (919) 855-3566 Jeff Horton (919) 814-0123 Shelia Platts (919) 855-4023 Kent Woodson (919) 733-7013 Kristi Hickman (919) 733-7013	<p><u>Management Did Not Take Full Corrective Action on Prior Recommendations</u></p> <p>See 2014-044 for Corrective Action Plan.</p>

**CORRECTIVE ACTION PLAN**

For the Fiscal Year Ended June 30, 2014

<b>Finding Number</b>	<b>Department/ Contact Person/ Phone Number</b>	<b>Corrective Action Planned</b>
2014-089	Health and Human Services  Sandee Resnick (919) 981-2580 Kent Woodson (919) 733-7013	<p><u>Monitoring Procedures Need Improvement</u></p> <p>In addition to conditional formatting of the program review tools, a three-level review process will be implemented for the FY2014/2015 block grant monitoring to ensure that all tools have been accurately completed. Reviewers will be trained on this new process.</p> <p>For block grant monitoring, the division will retrieve paid claims from NCTracks and develop the methodology to randomly select the individual records to review.</p> <p>The new Plan of Correction Policy will be applied to the SFY 2013-2014 settlements and the review of non-profit contracts for SFY2014-2015.</p> <p><i>Anticipated Completion Date:</i> June 30, 2015</p>
2014-090	Health and Human Services  Spencer Clark (919) 733-4670 DeDe Severino (919) 733-0696	<p><u>Deficiencies in the Independent Peer Review Process</u></p> <p>The Department will develop written monitoring procedures to formalize the independent peer review process.</p> <p>The Division will identify all providers who received Substance Abuse Prevention and Treatment Block Grant funds from NCTracks. Providers for the independent peer review will be selected based on the parameters outlined in the Independent Peer Review Processes manual (e.g., geographic representation, volume of billing, etc.). The sample will be representative of 5% of total providers that receive Substance Abuse Prevention and Treatment Block Grant funding.</p> <p><i>Anticipated Completion Date:</i> June 30, 2015</p>
2014-091	Public Safety  Michael A. Sprayberry (919) 825-2291	<p><u>Subaward Obligations Were Not Reported Timely</u></p> <p>The Department will report Homeland Security Grant Program and Public Assistance disaster subawards of \$25,000 or more in the federal reporting system, as required under the Federal Funding Accountability and Transparency Act (FFATA). All awards that have been listed by our Grantor will be updated monthly to ensure that reports are accurately prepared and submitted timely in accordance with federal reporting requirements.</p> <p><i>Corrective action was completed on:</i> February 28, 2014</p>
2014-092	Public Safety  James J. Cherokee (919) 324-6016	<p><u>Subrecipient Audit Reports Were Not Obtained and Reviewed</u></p> <p>The Department will enhance the subrecipient review process to ensure all subrecipients who receive \$500,000 or more in federal funds are identified and submit audit reports. The Department will implement supervisory review of the subrecipient audit process.</p> <p><i>Anticipated Completion Date:</i> June 30, 2015</p>

**CORRECTIVE ACTION PLAN**

For the Fiscal Year Ended June 30, 2014

<b>Finding Number</b>	<b>Department/ Contact Person/ Phone Number</b>	<b>Corrective Action Planned</b>
2014-093	Public Safety  Michael A. Sprayberry  (919) 825-2291	<u>Subaward Obligations Were Not Reported Timely</u>  See 2014-091 for Corrective Action Plan.
2014-094	University of North Carolina Chapel Hill  Robin Cyr  (919) 843-7780	<u>Lack of Salary and Wage Certifications Increases Risk of Inappropriate Charges to Federal Grants.</u>  In April of 2015, we will begin working with Huron Consulting Services, LLC (Huron) to initiate an upgrade to our effort reporting software effecting a transition to the most current version 5.1. Through this upgrade, we will gain critical enhancements necessary for improving timeliness of our reporting as well as making the process much more efficient and user friendly for our Principal Investigators (PIs) and research community.  Through the course of this upgrade, Huron will provide support to update our related training materials to reflect the use of the new functionality gained. Once the training materials have been modified and updated, we will implement a communication and training plan that will include mandatory training for all Primary Effort Coordinators as well as anyone assigned as a backup Primary Effort Coordinator. In addition, we will be posting an on-line training module and prior to a new hire being assigned the role of Primary Effort Coordinator, they will be required to complete the on-line training. We will also offer training to all Principal Investigators and other certifiers emphasizing the importance of reviewing and certifying their effort reports as well as the procedure for completion in the upgraded system. In keeping with the trainings for the Primary Effort Coordinators, we also create and post an on-line training module that is specific to the role of the Principal Investigators and others required to certify their effort.  Lastly, we will also be updating our Effort Reporting Policy and Procedures to reflect the changes brought about by the system upgrade as well as the implementation of the Uniform Guidance. The revised policy and procedures will include clear guidance on a reminder and escalation procedure that will be initiated, as necessary, following the certification due date for those reports that have not been certified. The escalation procedure will involve communication from the Associate Vice Chancellor for Research/Director, Sponsored Research to the Deans of Schools, as warranted, to ensure that certifications are completed.  In instances where a report remains uncertified after the reminder / escalation procedure, the resulting action will be for the Office of Sponsored Research (OSR) to place the respective sponsored projects on hold and transfer all salary and associated fringe benefit charges from the sponsored projects (included on the remaining unprocessed effort reports) to the department's non-sponsored account. The revision will additionally

**CORRECTIVE ACTION PLAN**

For the Fiscal Year Ended June 30, 2014

---

<b>Finding Number</b>	<b>Department/ Contact Person/ Phone Number</b>	<b>Corrective Action Planned</b>
---------------------------	---	----------------------------------

---

advise that if the costs are moved they may not be transferred back to the sponsored projects at a later date without the approval of the Associate Vice Chancellor for Research/Director, OSR.

*Anticipated Completion Date:* October 1, 2015

## ORDERING INFORMATION

---

### COPIES OF THIS REPORT MAY BE OBTAINED BY CONTACTING:

Office of the State Auditor  
State of North Carolina  
2 South Salisbury Street  
20601 Mail Service Center  
Raleigh, North Carolina 27699-0601

Telephone: 919-807-7500  
Facsimile: 919-807-7647  
Internet: <http://www.ncauditor.net>

To report alleged incidents of fraud, waste or abuse in state government contact the  
Office of the State Auditor Fraud Hotline: **1-800-730-8477**  
or download our free app.



<https://play.google.com/store/apps/details?id=net.ncauditor.ncauditor>



<https://itunes.apple.com/us/app/nc-state-auditor-hotline/id567315745>

For additional information contact:  
Bill Holmes  
Director of External Affairs  
**919-807-7513**



The planning and compilation of the statewide federal compliance procedures for the Single Audit Report required 770 audit hours at an approximate cost of \$72,333.

The hours and related costs of audits at individual state entities to support the independent auditor's reports contained herein are included in audit reports issued for those entities.