

STATE OF NORTH CAROLINA

OFFICE OF THE STATE AUDITOR

BETH A. WOOD, CPA



STATE OF NORTH CAROLINA


SINGLE AUDIT REPORT

FOR THE YEAR ENDED JUNE 30, 2020



NCOSA
The Taxpayers' Watchdog

STATE OF NORTH CAROLINA



SINGLE AUDIT REPORT

2 0 2 0

OFFICE OF THE STATE AUDITOR
BETH A. WOOD, CPA
STATE AUDITOR

TABLE OF CONTENTS

TRANSMITTAL..... 1

AUDITOR’S SECTION

 Independent Auditor’s Report on Internal Control Over Financial Reporting and on Compliance
 and Other Matters Based on an Audit of Financial Statements Performed in Accordance
 With *Government Auditing Standards*.....2

 Independent Auditor’s Report on Compliance for Each Major Federal Program; Report on
 Internal Control Over Compliance; and Report on Schedule of Expenditures of Federal
 Awards Required by the Uniform Guidance.....4

 Schedule of Findings and Questioned Costs..... 11

AUDITEE’S SECTION

 Schedule of Expenditures of Federal Awards.....71

 Summary72

 Detail83

 By State Agency 141

 Notes to the Schedule of Expenditures of Federal Awards215

 Summary Schedule of Prior Audit Findings218

 Corrective Action Plan.....236

 Ordering Information 250


North Carolina Office of the State Auditor

Our Mission and Our Commitment


The Office of the State Auditor protects the interests of taxpayers and others who provide financial resources to the State of North Carolina. Specifically, we provide objective information to interested parties about whether economic resources are properly accounted for, reported and managed; as well as whether publically-funded programs are achieving desired results.

The Office of the State Auditor's mission is accomplished by conducting thorough audits and investigations. These audits and investigations are performed by highly competent and professional staff and result in useful and practical recommendations to improve services provided by North Carolina state government.

This office will always strive for the highest standards in professional conduct, independence, and integrity as we pursue our mission. If we find financial management deficiencies, we will report them without apology because our ultimate responsibility is to the citizens and taxpayers of North Carolina.

A handwritten signature in black ink, reading "Beth A. Wood". The signature is written in a cursive, flowing style.

Beth A. Wood, CPA
State Auditor



Beth A. Wood, CPA
State Auditor

STATE OF NORTH CAROLINA

Office of the State Auditor

2 S. Salisbury Street
20601 Mail Service Center
Raleigh, NC 27699-0600
Telephone: (919) 807-7500
Fax: (919) 807-7647
<https://www.auditor.nc.gov>

AUDITOR'S TRANSMITTAL

The Honorable Roy Cooper, Governor
Members of the North Carolina General Assembly

We are pleased to submit the *Single Audit Report* for the State of North Carolina for the fiscal year ended June 30, 2020. We conducted our audit in accordance with the auditing standards generally accepted in the United States of America; the standards applicable to financial audits contained in *Government Auditing Standards*, issued by the Comptroller General of the United States; and the audit requirements of Title 2 U.S. Code of Federal Regulations Part 200, *Uniform Administrative Requirements, Cost Principles, and Audit Requirements for Federal Awards* (Uniform Guidance).

This *Single Audit Report* reflects federal awards of \$29.5 billion. This report includes significant deficiencies and material weaknesses in internal control relating to major federal programs and instances of noncompliance, including several that we believe constitute material noncompliance, that meet the criteria of the Uniform Guidance.

The North Carolina *Comprehensive Annual Financial Report* for the fiscal year ended June 30, 2020, has been issued in a separate report by the Office of the State Controller. In accordance with *Government Auditing Standards*, we are issuing our report on our consideration of the State of North Carolina's internal control over financial reporting and our tests of its compliance with certain provisions of laws, regulations, contracts, and grant agreements that have a direct and material effect on the financial statements.

The deficiencies in internal control and instances of noncompliance arising from our audit that are required to be reported by *Government Auditing Standards* or the Uniform Guidance are described in the Schedule of Findings and Questioned Costs.


We wish to acknowledge the assistance of the North Carolina Office of the State Controller and the cooperation of other state agencies, community colleges, and universities in the preparation of this report.

Respectfully submitted,

A handwritten signature in cursive script that reads "Beth A. Wood".

Beth A. Wood, CPA
State Auditor

AUDITOR'S SECTION



Beth A. Wood, CPA
State Auditor

STATE OF NORTH CAROLINA
Office of the State Auditor

2 S. Salisbury Street
20601 Mail Service Center
Raleigh, NC 27699-0600
Telephone: (919) 807-7500
Fax: (919) 807-7647
<https://www.auditor.nc.gov>

**INDEPENDENT AUDITOR'S REPORT
ON INTERNAL CONTROL OVER FINANCIAL REPORTING AND ON COMPLIANCE AND OTHER
MATTERS BASED ON AN AUDIT OF FINANCIAL STATEMENTS PERFORMED IN ACCORDANCE
WITH *GOVERNMENT AUDITING STANDARDS***

The Honorable Roy Cooper, Governor
The General Assembly of North Carolina

We have audited, in accordance with the auditing standards generally accepted in the United States of America and the standards applicable to financial audits contained in *Government Auditing Standards* issued by the Comptroller General of the United States, the financial statements of the governmental activities, the business-type activities, the aggregate discretely presented component units, each major fund, and the aggregate remaining fund information of the State of North Carolina, as of and for the year ended June 30, 2020, and the related notes to the financial statements, which collectively comprise the State's basic financial statements (not presented herein), and have issued our report thereon dated December 4, 2020.

Our report includes a reference to other auditors who audited the financial statements of the North Carolina State Lottery Fund, the North Carolina Turnpike Authority, the North Carolina Housing Finance Agency, the State Education Assistance Authority, the University of North Carolina System – University of North Carolina Health Care System – Rex Healthcare, the Supplemental Retirement Income Plan of North Carolina, the North Carolina Public Employee Deferred Compensation Plan, and the North Carolina Department of State Treasurer Investment Programs, as described in our report on the State's financial statements. This report does not include the results of the other auditors' testing of internal control over financial reporting or compliance and other matters that are reported on separately by those auditors.

Internal Control Over Financial Reporting

In planning and performing our audit of the financial statements, we considered the State of North Carolina's internal control over financial reporting (internal control) as a basis for designing audit procedures that are appropriate in the circumstances for the purpose of expressing our opinions on the basic financial statements, but not for the purpose of expressing an opinion on the effectiveness of the State's internal control. Accordingly, we do not express an opinion on the effectiveness of the State's internal control.

A *deficiency in internal control* exists when the design or operation of a control does not allow management or employees, in the normal course of performing their assigned functions, to prevent, or detect and correct, misstatements on a timely basis. A *material weakness* is a deficiency, or a combination of deficiencies, in internal control such that there is a reasonable possibility that a material misstatement of the entity's financial statements will not be prevented, or detected and corrected on a timely basis. A *significant deficiency* is a deficiency, or a combination of deficiencies, in internal control that is less severe than a material weakness, yet important enough to merit attention by those charged with governance.

Our consideration of internal control was for the limited purpose described in the first paragraph of this section and was not designed to identify all deficiencies in internal control that might be material weaknesses or significant deficiencies. Given these limitations, during our audit we did not identify any deficiencies in internal control that we consider to be material weaknesses. However, material weaknesses may exist that have not been identified.

Compliance and Other Matters

As part of obtaining reasonable assurance about whether the State of North Carolina's financial statements are free from material misstatement, we performed tests of its compliance with certain provisions of laws, regulations, contracts, and grant agreements, noncompliance with which could have a direct and material effect on the financial statements. However, providing an opinion on compliance with those provisions was not an objective of our audit, and accordingly, we do not express such an opinion. The results of our tests disclosed no instances of noncompliance or other matters that are required to be reported under *Government Auditing Standards*.

Purpose of this Report


The purpose of this report is solely to describe the scope of our testing of internal control and compliance and the results of that testing, and not to provide an opinion on the effectiveness of the entity's internal control or on compliance. This report is an integral part of an audit performed in accordance with *Government Auditing Standards* in considering the State of North Carolina's internal control and compliance. Accordingly, this communication is not suitable for any other purpose.



Beth A. Wood, CPA
State Auditor

Raleigh, North Carolina

December 4, 2020



Beth A. Wood, CPA
State Auditor

STATE OF NORTH CAROLINA
Office of the State Auditor

2 S. Salisbury Street
20601 Mail Service Center
Raleigh, NC 27699-0600
Telephone: (919) 807-7500
Fax: (919) 807-7647
<https://www.auditor.nc.gov>

**INDEPENDENT AUDITOR'S REPORT
ON COMPLIANCE FOR EACH MAJOR FEDERAL PROGRAM; REPORT ON INTERNAL CONTROL
OVER COMPLIANCE; AND REPORT ON SCHEDULE OF EXPENDITURES OF FEDERAL AWARDS
REQUIRED BY THE UNIFORM GUIDANCE**

The Honorable Roy Cooper, Governor
The General Assembly of North Carolina

Report on Compliance for Each Major Federal Program

We have audited the State of North Carolina's compliance with the types of compliance requirements described in the *OMB Compliance Supplement* that could have a direct and material effect on each of the State of North Carolina's major federal programs for the year ended June 30, 2020. The State of North Carolina's major federal programs are identified in Section I, Summary of Auditor's Results, in the accompanying Schedule of Findings and Questioned Costs.

The State of North Carolina's financial reporting entity includes the operations of the State Education Assistance Authority, the North Carolina Housing Finance Agency and the Economic Development Partnership of North Carolina, Inc. These agencies reported \$1.08 billion, \$233 million, and \$930 thousand, respectively, in federal awards which are not included in the Schedule of Expenditures of Federal Awards during the year ended June 30, 2020. Our audit, described below, did not include the operations of the State Education Assistance Authority, the North Carolina Housing Finance Agency, or the Economic Development Partnership of North Carolina, Inc. because these agencies engaged other auditors to perform an audit in accordance with the Uniform Guidance.

Management's Responsibility

Management is responsible for compliance with federal statutes, regulations, and the terms and conditions of its federal awards applicable to its federal programs.

Auditor's Responsibility

Our responsibility is to express an opinion on compliance for each of the State of North Carolina's major federal programs based on our audit of the types of compliance requirements referred to above. We conducted our audit of compliance in accordance with auditing standards generally accepted in the United States of America; the standards applicable to financial audits contained in *Government Auditing Standards*, issued by the Comptroller General of the United States; and the audit requirements of Title 2 U.S. Code of Federal Regulations Part 200, *Uniform Administrative Requirements, Cost Principles, and Audit Requirements for Federal Awards* (Uniform Guidance). Those standards and the Uniform Guidance require that we plan and perform the audit to obtain reasonable assurance about whether noncompliance with the types of compliance requirements referred to above that could have a direct and material effect on a major

federal program occurred. An audit includes examining, on a test basis, evidence about the State of North Carolina's compliance with those requirements and performing such other procedures as we considered necessary in the circumstances.

We believe that our audit provides a reasonable basis for our qualified and unmodified opinions on compliance for each major federal program. However, our audit does not provide a legal determination of the State of North Carolina's compliance.

Basis for Qualified Opinion on Certain Major Federal Programs

As described in Section III, Federal Award Findings and Questioned Costs, in the accompanying Schedule of Findings and Questioned Costs, the State of North Carolina did not comply with several compliance requirements that are applicable to several of its major federal programs, as follows:

Finding Number	CFDA	Major Federal Program	Type of Compliance Requirement
2020-016	84.063	Federal Pell Grant Program	Special Tests and Provisions
2020-018	84.063	Federal Pell Grant Program	Special Tests and Provisions
2020-021	84.063	Federal Pell Grant Program	Special Tests and Provisions
2020-025	84.268	Federal Direct Student Loans	Special Tests and Provisions
2020-027	84.268	Federal Direct Student Loans	Special Tests and Provisions

Compliance with such requirements is necessary, in our opinion, for the State of North Carolina to comply with the requirements applicable to those programs.

Qualified Opinion on Certain Major Programs

In our opinion, except for the noncompliance described in the Basis for Qualified Opinion paragraph above, the State of North Carolina complied, in all material respects, with the types of compliance requirements referred to above that could have a direct and material effect on those programs listed above for the year ended June 30, 2020.

Unmodified Opinion of Each of the Other Major Federal Programs

In our opinion, the State of North Carolina complied, in all material respects, with the types of compliance requirements referred to above that could have a direct and material effect on each of its other major federal programs identified in Section I, Summary of Auditor's Results, in the accompanying Schedule of Findings and Questioned Costs for the year ended June 30, 2020.

Other Matters

Other Instances of Noncompliance:

The results of our auditing procedures disclosed other instances of noncompliance which are required to be reported in accordance with the Uniform Guidance and which are described in Section III, Federal Award Findings and Questioned Costs, of the accompanying Schedule of Findings and Questioned Costs as items:

Finding Number	CFDA	Major Federal Program	Type of Compliance Requirement
2020-001	16.575	Crime Victim Assistance	Allowable Costs/Cost Principles; Subrecipient Monitoring
2020-007	84.010	Title I Grants to Local Educational Agencies	Matching, Level of Effort, Earmarking
2020-009	84.027	Special Education Grants to States	Period of Performance
2020-034	93.959	Adoption Assistance	Activities Allowed or Unallowed; Allowable Costs/Costs Principles; Eligibility
2020-037	93.778	Medical Assistance Program	Activities Allowed or Unallowed; Allowable Costs/Costs Principles; Eligibility

Our opinion on each major federal program is not modified with respect to these matters.

The State of North Carolina's responses to the noncompliance findings identified in our audit are described in Section III, Federal Award Findings and Questioned Costs, of the accompanying Schedule of Findings and Questioned Costs. The State of North Carolina's responses were not subjected to the auditing procedures applied in the audit of compliance and, accordingly, we express no opinion on the responses.

Verification of Information for Children's Health Insurance Program and Medicaid Eligibility:

As defined in North Carolina's Children's Health Insurance Program (CHIP) and Medicaid State Plans (approved by U.S. Department of Health and Human Services, Centers for Medicare and Medicaid Services), **self-attestation by applicants is accepted for certain elements of the Modified Adjusted Gross Income (MAGI) methodology of determining participant eligibility. Further verification or documentation is not required.** Approximately \$4.1 billion, or 34%, of total Medicaid benefit expenditures and \$614 million, or 100%, of total CHIP benefit expenditures were for beneficiaries whose eligibility was determined via the MAGI methodology.

Auditors tested participant eligibility using the documentation contained in auditee files, which includes self-attested data that **was not required to be verified** by the auditor. Elements for which self-attestation is accepted, are **critical to determining eligibility**, and **were not required to be verified** by auditors include:

- Age
- Household composition (i.e. number in household)
- Tax filer status
- Certain income types (including various unearned income)

Since auditors were not required to verify this information, it is **likely that there are beneficiaries in the CHIP and the Medicaid program that received benefits but were not eligible.**

Our opinion is not modified with respect to this matter.

Report on Internal Control Over Compliance

Management of the State of North Carolina is responsible for establishing and maintaining effective internal control over compliance with the types of compliance requirements referred to above. In planning and performing our audit of compliance, we considered the State of North Carolina's internal control over compliance with the types of requirements that could have a direct and material effect on each major federal program to determine the auditing procedures that are appropriate in the circumstances for the purpose of expressing an opinion on compliance for each major federal program and to test and report on internal control over compliance in accordance with the Uniform Guidance, but not for the purpose of expressing an opinion on the effectiveness of internal control over compliance. Accordingly, we do not express an opinion on the effectiveness of the State of North Carolina's internal control over compliance.

Our consideration of internal control over compliance was for the limited purpose described in the preceding paragraph and was not designed to identify all deficiencies in internal control over compliance that might be material weaknesses or significant deficiencies and therefore, material weaknesses or significant deficiencies may exist that have not been identified. However, as discussed below, we identified certain deficiencies in internal control over compliance that we consider to be material weaknesses and significant deficiencies.

A deficiency in internal control over compliance exists when the design or operation of a control over compliance does not allow management or employees, in the normal course of performing their assigned functions, to prevent, or detect and correct, noncompliance with a type of compliance requirement of a federal program on a timely basis. A *material weakness in internal control over compliance* is a deficiency, or combination of deficiencies, in internal control over compliance, such that there is a reasonable possibility that material noncompliance with a type of compliance requirement of a federal program will not be prevented, or detected and corrected, on a timely basis. We consider the deficiencies in internal control over compliance described in Section III, Federal Award Findings and Questioned Costs, of the accompanying Schedule of Findings and Questioned Costs as the items below to be material weaknesses:

Finding Number	CFDA	Major Federal Program	Type of Compliance Requirement
2020-016	84.063	Federal Pell Grant Program	Special Tests and Provisions
2020-018	84.063	Federal Pell Grant Program	Special Tests and Provisions
2020-021	84.063	Federal Pell Grant Program	Special Tests and Provisions
2020-025	84.268	Federal Direct Student Loans	Special Tests and Provisions
2020-027	84.268	Federal Direct Student Loans	Special Tests and Provisions

A significant deficiency in internal control over compliance is a deficiency, or a combination of deficiencies, in internal control over compliance with a type of compliance requirement of a federal program that is less severe than a material weakness in internal control over compliance, yet important enough to merit attention by those charged with governance. We consider the deficiencies in internal control over compliance described in Section III, Federal Award Findings and Questioned Costs, of the accompanying Schedule of Findings and Questioned Costs as the items below to be significant deficiencies:

Finding Number	CFDA	Major Federal Program	Type of Compliance Requirement
2020-001	16.575	Crime Victim Assistance	Allowable Costs/Cost Principles; Subrecipient Monitoring
2020-002	84.007	Federal Supplemental Educational Opportunity Grants	Special Tests and Provisions
2020-003	84.007	Federal Supplemental Educational Opportunity Grants	Special Tests and Provisions
2020-004	84.007	Federal Supplemental Educational Opportunity Grants	Cash Management
2020-005	84.007	Federal Supplemental Educational Opportunity Grants	Special Tests and Provisions
2020-006	84.007	Federal Supplemental Educational Opportunity Grants	Special Tests and Provisions
2020-007	84.010	Title I Grants to Local Educational Agencies	Matching, Level of Effort, Earmarking
2020-008	84.010	Title I Grants to Local Educational Agencies	Subrecipient Monitoring
2020-009	84.027	Special Education Grants to States	Period of Performance
2020-010	84.027	Special Education Grants to States	Subrecipient Monitoring
2020-011	84.033	Federal Work-Study Program	Special Tests and Provisions
2020-012	84.033	Federal Work-Study Program	Cash Management
2020-013	84.033	Federal Work-Study Program	Special Tests and Provisions
2020-014	84.048	Career and Technical Education – Basic Grants to States	Subrecipient Monitoring
2020-015	84.063	Federal Pell Grant Program	Special Tests and Provisions
2020-017	84.063	Federal Pell Grant Program	Special Tests and Provisions
2020-019	84.063	Federal Pell Grant Program	Special Tests and Provisions
2020-020	84.063	Federal Pell Grant Program	Cash Management
2020-022	84.063	Federal Pell Grant Program	Special Tests and Provisions
2020-023	84.063	Federal Pell Grant Program	Special Tests and Provisions
2020-024	84.173	Special Education Preschool Grants	Subrecipient Monitoring
2020-026	84.268	Federal Direct Student Loans	Special Tests and Provisions
2020-028	84.268	Federal Direct Student Loans	Special Tests and Provisions
2020-029	84.268	Federal Direct Student Loans	Cash Management
2020-030	84.287	Twenty-First Century Community Learning Centers	Subrecipient Monitoring
2020-031	84.379	Teacher Education Assistance for College and Higher Education Grants (TEACH Grants)	Special Tests and Provisions

Finding Number	CFDA	Major Federal Program	Type of Compliance Requirement
2020-032	84.379	Teacher Education Assistance for College and Higher Education Grants (TEACH Grants)	Cash Management
2020-033	93.556	MaryLee Allen Promoting Safe and Stable Families Program	Activities Allowed or Unallowed; Allowable Costs/Cost Principles
2020-034	93.659	Adoption Assistance	Activities Allowed or Unallowed; Allowable Costs/Cost Principles; Eligibility
2020-035	93.767	Children's Health Insurance Program	Special Tests and Provisions
2020-036	93.767	Children's Health Insurance Program	Special Tests and Provisions
2020-037	93.778	Medical Assistance Program	Activities Allowed or Unallowed; Allowable Costs/Cost Principles; Eligibility
2020-038	93.778	Medical Assistance Program	Special Tests and Provisions
2020-039	93.778	Medical Assistance Program	Special Tests and Provisions
2020-040	93.778	Medical Assistance Program	Special Tests and Provisions

The State of North Carolina's responses to the internal control over compliance findings identified in our audit are described in Section III, Federal Award Findings and Questioned Costs, of the accompanying Schedule of Findings and Questioned Costs. The State of North Carolina's responses were not subjected to the auditing procedures applied in the audit of compliance and, accordingly, we express no opinion on the responses.

The purpose of this report on internal control over compliance is solely to describe the scope of our testing of internal control over compliance and the results of that testing based on the requirements of the Uniform Guidance. Accordingly, this report is not suitable for any other purpose.

Report on Schedule of Expenditures of Federal Awards Required by the Uniform Guidance

We have audited the financial statements of the governmental activities, the business-type activities, the aggregate discretely presented component units, each major fund, and the aggregate remaining fund information of the State of North Carolina as of and for the year ended June 30, 2020, and the related notes to the financial statements, which collectively comprise the State of North Carolina's basic financial statements (not presented herein). We issued our report thereon dated December 4, 2020, which contained unmodified opinions on those financial statements. Our report includes a reference to other auditors.

We conducted our audit in accordance with auditing standards generally accepted in the United States of America and the standards applicable to financial audits contained in *Government Auditing Standards*, issued by the Comptroller General of the United States. Other auditors audited the financial statements of the North Carolina State Lottery Fund, the North Carolina Turnpike Authority, the North Carolina Housing Finance Agency, the State Education Assistance Authority, the University of North Carolina System – University of North Carolina Health Care System – Rex Healthcare, the Supplemental Retirement Income Plan of North Carolina, the North

Carolina Public Employee Deferred Compensation Plan, and the North Carolina Department of State Treasurer Investment Programs, as described in our report on the State's financial statements.

Our audit was conducted for the purpose of forming opinions on the financial statements that collectively comprise the basic financial statements. The accompanying Schedule of Expenditures of Federal Awards is presented for purposes of additional analysis as required by the Uniform Guidance and is not a required part of the basic financial statements. Such information is the responsibility of management and was derived from and relates directly to the underlying accounting and other records used to prepare the basic financial statements. The information has been subjected to the auditing procedures applied in the audit of the basic financial statements, and certain additional procedures, including comparing and reconciling such information directly to the underlying accounting and other records used to prepare the basic financial statements or to the basic financial statements themselves, and other additional procedures in accordance with auditing standards generally accepted in the United States of America. In our opinion, the Schedule of Expenditure of Federal Awards is fairly stated in all material respects in relation to the basic financial statements as a whole.



Beth A. Wood, CPA
State Auditor

Raleigh, North Carolina

March 22, 2021 (except as related to the Report on
The Schedule of Expenditures of Federal Awards,
As to which is dated December 4, 2020)

SCHEDULE OF FINDINGS AND QUESTIONED COSTS

For the Fiscal Year Ended June 30, 2020

I. Summary of Auditor's Results	12
II. Financial Statement Findings	14
III. Federal Award Findings and Questioned Costs	15
• 16.575 Crime Victim Assistance	16
• 84.007 Federal Supplemental Educational Opportunity Grants	18
• 84.010 Title I Grants to Local Educational Agencies	27
• 84.027 Special Education Grants to States	31
• 84.033 Federal Work-Study Program	33
• 84.048 Career and Technical Education – Basic Grants to States.....	36
• 84.063 Federal Pell Grant Program	37
• 84.173 Special Education Preschool Grants	46
• 84.268 Federal Direct Student Loans	47
• 84.287 Twenty-First Century Community Learning Centers.....	50
• 84.379 Teacher Education Assistance for College and Higher Education Grants (Teach Grants).....	51
• 93.556 MaryLee Allen Promoting Safe and Stable Families Program	53
• 93.659 Adoption Assistance	54
• 93.767 Children's Health Insurance Program	56
• 93.778 Medical Assistance Program	62
Summary of Findings and Questioned Costs	66
• By Federal Agency.....	67
• By State Agency.....	69

SCHEDULE OF FINDINGS AND QUESTIONED COSTS**I. Summary of Auditor's Results**For the Fiscal Year Ended June 30, 2020

Financial Statements

- Type of auditor's report issued? Unmodified
- Internal control over financial reporting:
 - Material weaknesses identified? No
 - Significant deficiencies identified that are not considered to be material weaknesses? No
- Noncompliance material to financial statements noted? No

Federal Awards

- Internal control over major programs:
 - Material weaknesses identified? Yes
 - Significant deficiencies identified that are not considered to be material weaknesses? Yes
 - Type of auditor's report issued on compliance for major programs? Unmodified for all Major Programs except Federal Pell Grant Program and Federal Direct Student Loans, which are qualified.
- Any audit findings disclosed that are required to be reported in accordance with section § 200.516(a) of the Uniform Guidance? Yes

- Identification of major programs:

Cluster/CFDA Number	Name of Federal Program or Cluster
MEDC	Medicaid Cluster
RD	Research and Development Cluster
SFAC	Student Financial Assistance Programs Cluster
SNAP	Supplemental Nutrition Assistance Program (SNAP) Cluster
SPED	Special Education Cluster (IDEA)

SCHEDULE OF FINDINGS AND QUESTIONED COSTS**I. Summary of Auditor's Results**

For the Fiscal Year Ended June 30, 2020

Cluster/CFDA Number	Name of Federal Program or Cluster
WIOA	Workforce Innovation and Opportunity Act (WIOA) Cluster
10.178	Trade Mitigation Program Eligible Recipient Agency Operational Funds
14.228	Community Development Block Grants/State's Program and Non-Entitlement Grants in Hawaii
16.575	Crime Victim Assistance
21.019	Coronavirus Relief Fund
84.010	Title I Grants to Local Educational Agencies
84.048	Career and Technical Education – Basic Grants to States
84.126	Rehabilitation Services – Vocational Rehabilitation Grants to States
84.287	Twenty-First Century Community Learning Centers
84.377	School Improvement Grants
84.424	Student Support and Academic Enrichment Program
84.425	Education Stabilization Fund
93.556	MaryLee Allen Promoting Safe and Stable Families Program
93.658	Foster Care Title IV-E
93.659	Adoption Assistance
93.767	Children's Health Insurance Program
97.036	Disaster Grants – Public Assistance (Presidentially Declared Disasters)
– Dollar threshold used to distinguish between type A and type B programs? \$44,274,062	
– Auditee qualified as low-risk auditee? No	

SCHEDULE OF FINDINGS AND QUESTIONED COSTS

II. Financial Statement Findings

For the Fiscal Year Ended June 30, 2020

Type of Finding	Findings and Recommendations
No reportable findings and recommendations resulted from our audit of the basic financial statements of the State of North Carolina.	

SCHEDULE OF FINDINGS AND QUESTIONED COSTS

III. Federal Award Findings and Questioned Costs

For the Fiscal Year Ended June 30, 2020

The following findings, recommendations, and questioned costs are the results of the single audit of the State of North Carolina for the fiscal year ended June 30, 2020. Each finding is referenced with a four-digit number representing the fiscal year audited and a sequential number. The findings are presented by federal program and are classified according to federal and state department, type of compliance requirement, category of internal control weakness, and category of noncompliance. Findings included in this section are related to major programs.

Category of Internal Control Weakness

If the finding represents a weakness in internal control over compliance, one of the following designations will appear:

- **Significant Deficiency** – A significant deficiency in internal control over compliance is a deficiency, or a combination of deficiencies, in internal control over compliance with a type of compliance requirement of a federal program that is less severe than a material weakness in internal control over compliance, yet important enough to merit attention by those charged with governance.
- **Material Weakness** – A material weakness in internal control over compliance is a deficiency, or combination of deficiencies, in internal control over compliance, such that there is a reasonable possibility that material noncompliance with a type of compliance requirement of a federal program will not be prevented, or detected and corrected, on a timely basis.

Category of Noncompliance Findings

If the finding represents an instance of noncompliance, one of the following designations will appear:

- **Material Noncompliance** – A finding related to a major federal program which discusses conditions representing noncompliance with federal laws, regulations, contracts, or grants, the effects of which have a material effect in relation to a type of compliance requirement or an audit objective identified in the Uniform Guidance.
- **Questioned Cost Finding** – A finding which discusses known or likely questioned costs that are greater than \$25,000 for a type of compliance requirement, unless the conditions giving rise to the questioned costs are otherwise reported as a material noncompliance finding.

16.575 CRIME VICTIM ASSISTANCE**III. Federal Award Findings and Questioned Costs**

U.S. Department of Justice

N.C. Department of Public Safety

For the Fiscal Year Ended June 30, 2020

	Type of Finding/ Questioned Costs	Findings and Recommendations
2020-001	<p><u>Allowable Costs/ Cost Principles:</u></p> <p>Significant Deficiency</p> <p><u>Subrecipient Monitoring:</u></p> <p>Significant Deficiency</p> <p>Questioned Cost Finding</p> <p>\$2,098</p> <p>2016-VA-GX-0075 - \$233</p> <p>2017-VA-GX-0050 - \$730</p> <p>2018-V2-GX-0061 - \$1,135</p>	<p><u>Inadequate Subrecipient Monitoring</u></p> <p>The Department did not adequately monitor \$68.9 million in federal funds passed to state agencies, non-profits, and other organizations (collectively called subrecipients) for providing assistance to crime victims.</p> <p>Auditors reviewed a sample of 60 out of 4,450 reimbursement requests paid to subrecipients and found that 10 of 60 (17%) requests were paid without supporting documentation for the amount being requested.</p> <p>Auditors then requested the Department to obtain the missing supporting documentation for those 10 payments from the subrecipients. Upon reviewing the support for these 10 payments, auditors discovered that documentation for 4 of the 10 payments did not support the amount paid. Payments totaling \$2,098 are being questioned.¹</p> <p>In addition, auditors reviewed the risk assessment procedures over projects awarded to subrecipients during the audit period. The Department's monitoring plan requires a risk assessment for all projects within 90 days of the project assignment to the grant manager. Auditors reviewed a sample of 70 of the 175 projects awarded during the audit period and found that risk assessments for 4 (6%) of the projects were performed 10-59 days late.</p> <p>As a result, the Department may be required to pay \$2,098 back to the United States Department of Justice. Furthermore, inadequate monitoring increased the risk that federal funds would not be used in accordance with the federal requirements, which could have reduced funding available for the victims of sexual assault, domestic abuse, child abuse, and other crimes.</p> <p>According to Department management, new employees were still learning the monitoring requirements and made unintentional errors that were not detected. Further, management did not have adequate policies and procedures in place to ensure sufficient monitoring was performed.</p> <p>However, federal regulations² required the Department to:</p> <ul style="list-style-type: none"> • Monitor the activities of the subrecipient as necessary to ensure that the subaward is used for authorized purposes, in compliance with federal statutes, regulations, and the terms and conditions of the subaward; and that subaward performance goals are achieved.

¹ Even though the tests identified only \$2,098 in questioned costs, if extended to the entire population, questioned costs could exceed \$25,000. 2 CFR 200.516(a)(3) requires auditors to report known questioned costs when likely questioned costs are greater than \$25,000.

² 2 CFR 200.332 (b)(d)

16.575 CRIME VICTIM ASSISTANCE (continued)**III. Federal Award Findings and Questioned Costs**

U.S. Department of Justice

N.C. Department of Public Safety

For the Fiscal Year Ended June 30, 2020

Type of Finding/ Questioned Costs	Findings and Recommendations
	<ul style="list-style-type: none">• Evaluate each subrecipient's risk of noncompliance with federal statutes, regulations, and the terms and conditions of the subaward for purposes of determining the appropriate subrecipient monitoring.
	<p>This finding was previously reported in the 2019 Statewide Single Audit as finding number 2019-001.</p>
	<p><i>Federal Award Information:</i> Federal Awarding Agency: U.S. Department of Justice; CFDA Number (title) 16.575 (Crime Victim Assistance); Federal Award Identification Numbers (award periods): 2016-VA-GX-0075 (October 1, 2015 – September 30, 2019); 2017-VA-GX-0050 (October 1, 2016 -September 30, 2020); 2018-V2-GX-0061 (October 1, 2017 – September 30, 2021).</p>
	<p><i>Recommendation:</i> Department management should ensure new employees are properly supervised while they are learning the monitoring requirements.</p>
	<p>Additionally, management should develop policies and procedures to ensure subrecipients are adequately monitored such as thorough reviews of reimbursement requests and a tracking tool to ensure risk assessments are performed within the required time period.</p>
	<p><i>Views of Responsible Officials of the Auditee:</i> The Department accepts the findings by the Office of the State Auditor (OSA) that the Commission did not adequately monitor federal funds passed through the Commission to subrecipients.</p>
	<p>The Department acknowledges the report's findings regarding inadequately reviewed reimbursements totaling less than \$2,100 of the \$68.9 million reviewed by the auditor. The Commission has undertaken more staff training and professional development.</p>
	<p>The Department acknowledges that while 100% of all risk assessments were completed, 4 of the 175 projects received their risk assessment outside of the prescribed timeline. The Commission has ensured that 100% of required pre-award risk assessments were completed prior to opening grants for FFY beginning October 1, 2020. The Commission also encourages all grant managers to complete risk assessments as soon as they are able once a project has been assigned to them. The workflow within our online Grants Management System has also been improved to remind grant managers to complete their risk assessments in a timely fashion.</p>

84.007 FEDERAL SUPPLEMENTAL EDUCATIONAL OPPORTUNITY GRANTS**III. Federal Award Findings and Questioned Costs**

U.S. Department of Education

Elizabeth City State University

For the Fiscal Year Ended June 30, 2020

	Type of Finding/ Questioned Costs	Findings and Recommendations
2020-002	Special Tests and Provisions: Significant Deficiency	<p><u>Information Security Program Does Not Meet Minimum Federal Requirements</u></p> <p>The University did not have a documented risk assessment over protecting students' financial aid information or a designated individual to coordinate the information security program as required by federal regulations.³ During the audit period, the University disbursed approximately \$15.1 million in federal financial assistance to 1,560 students subject to this requirement.</p> <p>As a result, student information is more susceptible to unauthorized disclosure, misuse, alteration, destruction, or other compromise because risks could exist for which safeguards have not been designed and implemented.</p> <p>According to University management, the error occurred because responsible staff were unaware that federal regulations require a risk assessment that identifies risks to employee training and management over security, confidentiality, and integrity of students' financial aid information. In addition, there was not a designated individual to coordinate the information security program due to employee turnover.</p> <p>The Gramm-Leach Bliley Act requires financial institutions to designate an individual to develop, implement, and maintain an information security program that includes a documented risk assessment over employee training and management to facilitate the design and implementation of appropriate safeguards to students' financial aid information.</p> <p><i>Federal Award Information:</i> Federal Awarding Agency: U.S. Department of Education; CFDA Numbers (titles): 84.007 (Federal Supplemental Educational Opportunity Grants), 84.033 (Federal Work-Study Program), 84.063 (Federal Pell Grant Program), 84.268 (Federal Direct Student Loans), 84.379 (Teacher Education Assistance for College and Higher Education Grants); Federal Award Identification Numbers (award period): P007A193094 (July 1, 2019 - June 30, 2020), P033A193094 (July 1, 2019 - June 30, 2020), P063P190321 (July 1, 2019 - June 30, 2020), P268K200321 (July 1, 2019 - June 30, 2020), and P379T200321 (July 1, 2019 - June 30, 2020).</p> <p><i>Recommendation:</i> University management should ensure responsible staff receive training on the federal regulation required under the Gramm-Leach-Bliley Act and revise its information security program as necessary.</p> <p><i>Views of Responsible Officials of the Auditee:</i> The University agrees with the finding and will implement the necessary actions as it relates to Information</p>

³ 16 CFR 314.4

84.007 FEDERAL SUPPLEMENTAL EDUCATIONAL OPPORTUNITY GRANTS (continued)

III. Federal Award Findings and Questioned Costs

U.S. Department of Education

Elizabeth City State University

For the Fiscal Year Ended June 30, 2020

Type of Finding/ Questioned Costs	Findings and Recommendations
	Security Program requirements addressed. This matter will be given special emphasis in our on-going monitoring efforts. All corrective actions have an anticipated completion date of May 2021.

84.007 FEDERAL SUPPLEMENTAL EDUCATIONAL OPPORTUNITY GRANTS**III. Federal Award Findings and Questioned Costs**

U.S. Department of Education

Fayetteville State University

For the Fiscal Year Ended June 30, 2020

	Type of Finding/ Questioned Costs	Findings and Recommendations
2020-003	Special Tests and Provisions: Significant Deficiency	<p><u>Untimely Return of Title IV Funds</u></p> <p>The University did not timely return Title IV funds (financial aid) after students supported by the program withdrew from the school. During the audit period, the University disbursed approximately \$47.3 million in federal financial assistance to 4,789 students.</p> <p>Auditors tested the return calculations for a sample of 49 out of 243 students that met the requirements and had Title IV calculations performed. Auditors found seven students (14%) for which unearned funds totaling \$5,217 were returned to the Title IV program between six and 34 days late.</p> <p>As a result, the untimely return of those funds prevented them from being allocated to other students or used to reduce the cost of federal programs.</p> <p>According to University management, the errors occurred because procedures were not sufficient enough to ensure other departments were notifying the Registrar's Office in a timely manner of students who unofficially withdrew during the period.</p> <p>Federal regulations⁴ state that if the total amount of assistance earned by the student is less than the amount that was disbursed to the student or on his or her behalf as of the institution's determination that the student withdrew, the difference must be returned to the Title IV program.</p> <p>Additionally, to ensure that Title IV funds are returned within a reasonable period of time, federal regulations⁵ require schools to determine the withdrawal date in cases of unofficial withdrawals within 30 calendar days from the earliest of the end of (1) the payment period or period of enrollment, as applicable, (2) the academic year, or (3) the student's educational program.</p> <p><i>Federal Award Information:</i> Federal Awarding Agency: U.S. Department of Education; CFDA Numbers (titles): CFDA 84.007 (Federal Supplemental Educational Opportunity Grants), CFDA 84.063 (Federal Pell Grant Program), and CFDA 84.268 (Federal Direct Student Loans); Federal Award Identification Numbers (award period): P007A193097 (July 1, 2019 - June 30, 2020), P063P190322 (July 1, 2019 - June 30, 2020), and P268K200322 (July 1, 2019 - June 30, 2020).</p>

⁴ 34 CFR 668.22(a)(1) through (a)(5)

⁵ 34 CFR 668.22(j)(2)

84.007 FEDERAL SUPPLEMENTAL EDUCATIONAL OPPORTUNITY GRANTS (continued)**III. Federal Award Findings and Questioned Costs**

U.S. Department of Education

Fayetteville State University

For the Fiscal Year Ended June 30, 2020

Type of Finding/ Questioned Costs	Findings and Recommendations
	<p><i>Recommendation:</i> University management should design and implement procedures to ensure that withdrawals are identified and reported timely to the Registrar's Office so that funds are returned on a timely basis in accordance with federal compliance requirements.</p> <p><i>Views of Responsible Officials of the Auditee:</i> Fayetteville State University agrees with the finding and recommendation as it relates to Untimely Return of Title IV Funds. Based on this finding, the University is strengthening its current procedures to include the following:</p> <ul style="list-style-type: none">• Additional communication has been added to Canvas to remind faculty of critical deadlines. The University will continue to send communication to faculty regarding the importance of timely submission of grades to identify students who are unofficially withdrawn.• The Registrar will monitor 20% of the unofficial withdrawals at the end of each term. <p>The Registrar will be responsible for the corrective action. Corrective action was completed in February 2021.</p>

84.007 FEDERAL SUPPLEMENTAL EDUCATIONAL OPPORTUNITY GRANTS**III. Federal Award Findings and Questioned Costs**

U.S. Department of Education

North Carolina Agricultural and Technical State University

For the Fiscal Year Ended June 30, 2020

	Type of Finding/ Questioned Costs	Findings and Recommendations
2020-004	Cash <u>Management:</u> Significant Deficiency	<p><u>Deficiencies in Cash Management</u></p> <p>The University requested and received federal student financial aid funds that exceeded the immediate need of students, and held a balance of these excess funds in violation of federal requirements. During the fiscal year ended June 30, 2020, the University requested approximately \$126.7 million in financial aid subject to the requirements.</p> <p>Auditors tested all 21 drawdowns that occurred during the audit period and found two (10%) that exceeded the immediate need of students. This resulted in excess cash balances totaling \$7,752 that were returned 353 days late.</p> <p>As a result, the additional funds on hand at the University prevented them from being allocated to other students or reducing the cost of federal programs.</p> <p>According to University management, there were adjustments made to student award calculations following the request for funds that were not communicated to personnel responsible for drawing down funds. In addition, there was no further review performed to determine if an excess cash balance existed.</p> <p>Federal regulations⁶ require that the University request funds that do not exceed the amount immediately needed for disbursements to students and parents. Any amounts not disbursed by the end of the third business day are considered excess cash⁷ and are required to be promptly returned within the next seven calendar days.</p> <p><i>Federal Award Information:</i> Federal Awarding Agency: U.S. Department of Education; CFDA Numbers (titles): 84.007 (Federal Supplemental Educational Opportunity Grants); 84.033 (Federal Work-Study Program); 84.063 (Federal Pell Grant Program); 84.268 (Federal Direct Student Loans); 84.379 (Teacher Education Assistance for College and Higher Education Grants); Federal Award Identification Numbers (award period): P007A193138; P033A193138; P063P190317; P268K200317; P379T200317 (July 1, 2019 - June 30, 2020).</p> <p><i>Recommendation:</i> University management should design and implement monitoring procedures over the drawdown process to ensure requested funds do not exceed the immediate need for disbursements and any excess cash is promptly returned in accordance with federal compliance requirements. Further,</p>

⁶ 34 CFR 668.162(b)⁷ 34 CFR 668.166(a) and (b)

84.007 FEDERAL SUPPLEMENTAL EDUCATIONAL OPPORTUNITY GRANTS (continued)**III. Federal Award Findings and Questioned Costs**

U.S. Department of Education

North Carolina Agricultural and Technical State University

For the Fiscal Year Ended June 30, 2020

Type of Finding/ Questioned Costs	Findings and Recommendations
	<p>these monitoring procedures should ensure that all changes made to student award calculations are communicated prior to drawing down funds.</p> <p><i>Views of Responsible Officials of the Auditee:</i> North Carolina Agricultural and Technical State University (NCAT) agrees with the finding and recommendations and has developed monitoring procedures for the drawdown process of federal funds to ensure the amount awarded does not exceed the immediate need for disbursements. NCAT will review and adjust its monitoring and closeout procedures to ensure all changes made to students' awards requiring funds be returned to the federal government are performed in a timely manner, especially after the funds have been initially closed out.</p> <p>All excess cash has been identified and returned in accordance with federal compliance requirements. Annually, the Associate Director will notify all Financial Aid Office personnel that the programs have been reconciled, closed, and that any revisions to the program closeout must be cleared by the Director. The Financial Aid Director will place a lock on all federal funds after the reconciliation and closeout of funds. The Director and Associate Director will closely monitor the programs after the close out year.</p> <p>The following actions have been taken:</p> <ul style="list-style-type: none">• The Federal Pell Grant and Federal Direct Loan funds have been returned to the federal programs as of September 2020. The G5 account is currently updated and the programs were closed again. A letter was received from the U.S. Department of Education dated September 30, 2020 advising that NCAT had successfully closed out the Direct Loan program.• The Financial Aid Director has locked the funds for the prior years.• The required staff have been notified of the finding, locking of funds and the requirement to notify the Director if changes are needed. <p>The Director and Associate Director will closely monitor the funding after the year has been closed out.</p>

84.007 FEDERAL SUPPLEMENTAL EDUCATIONAL OPPORTUNITY GRANTS**III. Federal Award Findings and Questioned Costs**

U.S. Department of Education

Roanoke-Chowan Community College

For the Fiscal Year Ended June 30, 2020

	Type of Finding/ Questioned Costs	Findings and Recommendations
2020-005	Special Tests and Provisions: Significant Deficiency	<p><u>Errors in Returns of Title IV Funds</u></p> <p>The College incorrectly returned funds to the Title IV program (financial aid) after students supported by the program withdrew from school. Also, some funds were returned late. During the audit period, the College disbursed approximately \$1.1 million in financial aid to 289 students.</p> <p>Auditors tested the return calculations for all 13 students that met the requirements and had Title IV calculations performed. Auditors found 6 students (46%) for which the amount returned was incorrect. For 5 (39%) of the 6 students, the College also returned the funds to the Title IV program late.</p> <p>As a result, the College over returned \$1,707 to the Title IV program and returned \$2,905 between 22 and 130 days late. These funds could have been allocated to other students or used to reduce the cost of federal programs.</p> <p>According to College management, the errors occurred because the Business Office did not have adequate procedures in place to ensure the correct amounts were returned to the Department of Education within a timely manner.</p> <p>Federal regulations⁸ state that if the total amount of assistance earned by the student is less than the amount that was disbursed to the student or on his or her behalf as of the institution's determination that the student withdrew, the difference must be returned to the Title IV program.</p> <p>Additionally, to ensure that Title IV funds are returned within a reasonable period of time, federal regulations⁹ require schools to determine the withdrawal date in cases of unofficial withdrawals within 30 calendar days from the earliest of the end of (1) the payment period or period of enrollment, as applicable, (2) the academic year, or (3) the student's educational program.</p> <p><i>Federal Award Information:</i> Federal Awarding Agency: U.S. Department of Education; CFDA Numbers (titles): 84.007 (Federal Supplemental Educational Opportunity Grants), 84.063 (Federal Pell Grant Program), Federal Award Identification Numbers (award period): P007A193155 (July 1, 2019 - June 30, 2020), P063P193101(July 1, 2019 - June 30, 2020).</p>

⁸ 34 CFR 668.22(a)(1) through (a)(5)⁹ 34 CFR 668.22(j)(2)

84.007 FEDERAL SUPPLEMENTAL EDUCATIONAL OPPORTUNITY GRANTS (continued)**III. Federal Award Findings and Questioned Costs**

U.S. Department of Education

Roanoke-Chowan Community College

For the Fiscal Year Ended June 30, 2020

Type of Finding/ Questioned Costs	Findings and Recommendations
	<p><i>Recommendation:</i> College management should design and implement procedures that ensure the responsible personnel return the correct amounts on a timely basis.</p> <p><i>Views of Responsible Officials of the Auditee:</i> Roanoke-Chowan Community College concurs with the audit finding. The errors in the Return of Title IV funds were the result of staff not running the Financial Aid posting process in a timely manner. Therefore, the reduction in student Financial Aid awards was not completed within 45 days, once the College became aware that students had withdrawn. The Financial Aid staff performed R2T4 within the 45-day time requirement, but the Financial Aid transmittal posting process was not completed by the Business Office staff as specified by College procedures. This oversight was due to the Business Office not having trained staff available to complete the Financial Aid posting process during the time period in which this error occurred.</p> <p>R-CCC has now hired qualified staff to ensure that the Return to Title IV requirement is fulfilled. The College has also implemented a procedure in which electronic messages are sent from the Financial Aid Office to the Business Office when a Financial Aid transmittal posting needs to be completed, and the Business Office responds electronically to the Financial Aid Office, once the posting has been completed. If Financial Aid does not receive that confirmation within several days, the Financial Aid Office will follow-up with the Business Office to see if the posting process was completed.</p>
2020-006	<p data-bbox="323 1304 516 1358"><u>Special Tests and Provisions:</u></p> <p data-bbox="355 1375 467 1430">Significant Deficiency</p> <p data-bbox="550 1304 1466 1333"><u>Information Security Program Does Not Meet Minimum Federal Requirements</u></p> <p data-bbox="550 1367 1485 1488">The College did not have a documented risk assessment over protecting students' financial aid information as required by federal regulations.¹⁰ During the audit period, the College disbursed approximately \$1.2 million in federal financial assistance to 289 students subject to this requirement.</p> <p data-bbox="550 1518 1485 1606">As a result, student information is more susceptible to unauthorized disclosure, misuse, alteration, destruction, or other compromise because risks could exist for which safeguards have not been designed and implemented.</p> <p data-bbox="550 1640 1485 1761">According to College management, the error occurred because responsible staff were unaware that federal regulations require a risk assessment that identifies risks to employee training and management over security, confidentiality, and integrity of students' financial aid information.</p> <p data-bbox="550 1791 1485 1848">The Gramm-Leach Bliley Act requires financial institutions to develop, implement, and maintain an information security program that includes a</p>

¹⁰ 16 CFR 314.4

84.007 FEDERAL SUPPLEMENTAL EDUCATIONAL OPPORTUNITY GRANTS (continued)**III. Federal Award Findings and Questioned Costs**

U.S. Department of Education

Roanoke-Chowan Community College

For the Fiscal Year Ended June 30, 2020

Type of Finding/ Questioned Costs	Findings and Recommendations
	<p>documented risk assessment over employee training and management to facilitate the design and implementation of appropriate safeguards to students' financial aid information.</p> <p><i>Federal Award Information:</i> Federal Awarding Agency: U.S. Department of Education; CFDA Numbers (titles): 84.007 (Federal Supplemental Educational Opportunity Grants), 84.033 (Federal Work-Study Program), 84.063 (Federal Pell Grant Program), Federal Award Identification Numbers (award period): P007A193155 (July 1, 2019 - June 30, 2020), P033A203155 (July 1, 2019 - June 30, 2020), P063P193101(July 1, 2019 - June 30, 2020).</p> <p><i>Recommendation:</i> College management should ensure responsible staff receive training on the federal regulation required under the Gramm-Leach-Bliley Act and revise its information security program as necessary.</p> <p><i>Views of Responsible Officials of the Auditee:</i> Roanoke-Chowan Community College concurs with the audit finding. An Informational Technology Security and Risk Assessment was completed by the NC Community College System Informational Technology Division at Roanoke-Chowan Community College in November 2020 to identify security and risk levels with the ongoing technology, to identify the disclosure of information, to put safeguards in place with the College to minimize disclosures, and to make recommendations for improvement.</p> <p>The College outsourced most of its IT operating platforms and processes to the NC Community College Informational Technology Division last year. The System Office is responsible for the safeguarding of student data maintained in the Colleague databases with the College and instituting controls to minimize the risk of accidental disclosure of such data. These safeguards are being accomplished with stringent password controls (double password sign ons) and verifiable identities for access. The physical protection of such data remains the responsibility of the College.</p> <p>The IT Division of the System Office and the College are in the process of developing a risk assessment program for safeguarding student financial data as well as employee and personal student information and the disclosure of such information as per the Family Education Rights and Privacy Act (FERPA) and the Gramm-Leach-Bliley Act (15 U.S. Code § 6801 et seq., hereinafter "GLBA"). This process will involve employees in the Student Services and Business Office Division, who come into contact with such information. This process will become the College's Informational Security Administration and Procedures.</p>

84.010 TITLE I GRANTS TO LOCAL EDUCATIONAL AGENCIES**III. Federal Award Findings and Questioned Costs**

U.S. Department of Education

N.C. Department of Public Instruction

For the Fiscal Year Ended June 30, 2020

	Type of Finding/ Questioned Costs	Findings and Recommendations
2020-007	Matching, Level of Effort, <u>Earmarking:</u> Significant Deficiency Questioned Cost Finding \$1,839,895	<p><u>Funds Reserved for School Improvement Activities Used Elsewhere</u></p> <p>The Department used \$1.84 million of federal funds earmarked for school improvement activities¹¹ on other activities. The Department was awarded \$451 million in 2017 Title I, Part A funds, of which \$31.5 million was earmarked for school improvement activities.</p> <p>Auditors compared the Department's records of public school unit (PSU) spending for the 2017 award period¹² to the total federal reimbursement drawdowns and discovered that documentation for \$1.84 million did not support the earmarked purpose of school improvement activities.</p> <p>As a result, the Department could be required to pay \$1.84 million back to the United States Department of Education. Furthermore, inadequate monitoring of award spending increases the risk that federal funds would not be used in accordance with federal requirements, which reduces the funding available for school improvement activities.</p> <p>According to Department management, the error occurred because the Agency Financial Services division did not have procedures in place to ensure internal budget status reports were updated timely. Furthermore, this prevented the cash management section from correctly reconciling spending across the various open award years.</p> <p>In accordance with the Elementary and Secondary Education Act,¹³ the Department is required to reserve 7% of their Title I, Part A award for school improvement activities. Further, federal regulations¹⁴ require costs to be adequately documented and in conformance with limitations of the federal award.</p> <p><i>Federal Award Information:</i> Federal Awarding Agency: U.S. Department of Education; CFDA Number (title): 84.010 (Title I Grants to Local Education Agencies); Federal Award Identification Number (award period): S010A170033 (July 1, 2017 - September 30, 2018).</p>

¹¹ Funding for school improvement activities is provided to identified low or underperforming schools to implement comprehensive and targeted support and improvement plans.

¹² Federal awards overlap creating the potential for fiscal year expenditures to apply to any of three open awards. The 2017 award period ended in our audit year. The award began on July 1, 2017 and ended on September 30, 2019. The Department had 90 days to liquidate obligations made during the award period.

¹³ Section 1003(a) of the Elementary and Secondary Education Act

¹⁴ 2 CFR 200.403

84.010 TITLE I GRANTS TO LOCAL EDUCATIONAL AGENCIES (continued)**III. Federal Award Findings and Questioned Costs**

U.S. Department of Education

N.C. Department of Public Instruction

For the Fiscal Year Ended June 30, 2020

	Type of Finding/ Questioned Costs	Findings and Recommendations
		<p><i>Recommendation:</i> Department management should develop procedures to ensure budget status reports and detailed reconciliations of spending by award year are completed timely and accurately throughout the year.</p> <p><i>Views of Responsible Officials of the Auditee:</i> The Department of Public Instruction concurs with the Auditor's finding and recommendation. The Financial Services Division within DPI formed a new Grant Section in March 2020, which consists of a Grant Accountant and two General Accountants. The major objective for this section is to monitor, review, approve and reconcile all federal fund draws. The Grant Section works with program managers and the budget section to ensure that budget allocations are correct. The Grant Section reconciles the agency's 208 report to the federal USED G5 report to ensure drawdown accuracy by program.</p>
2020-008	Subrecipient Monitoring: Significant Deficiency	<p><u>Inadequate Award Communication</u></p> <p>The Department did not adequately and timely notify subrecipients¹⁵ of federal award information for four audited federal programs including Title I, Part A¹⁶, 21st Century Community Learning Centers (CCLC), Career and Technical Education (CTE), and Special Education - Grants to States. In total, subrecipients of these programs received approximately \$822 million during the fiscal year.</p> <p>Auditors reviewed subawards made during fiscal year 2020 and found that required information¹⁷ was not adequately communicated to subrecipients. Specifically,</p> <ul style="list-style-type: none"> • Award information provided to Special Education subrecipients omitted the federal award identification number and period of performance¹⁸ requirements. • Award information provided to Title I, Part A subrecipients omitted period of performance requirements. • Award information provided to CTE subrecipients omitted the federal award identification number.

¹⁵ Subrecipients include local public school districts, charter schools, and nonprofits that receive federal program funds from the Department of Public Instruction.

¹⁶ Title I, Part A is also referred to as "Title I Grants to Local Education Agencies."

¹⁷ 2 CFR 200.332(a) (2020)

¹⁸ The period of performance is the time during which the subrecipient may incur new obligations to carry out the work authorized under the federal award.

84.010 TITLE I GRANTS TO LOCAL EDUCATIONAL AGENCIES (continued)**III. Federal Award Findings and Questioned Costs**

U.S. Department of Education

N.C. Department of Public Instruction

For the Fiscal Year Ended June 30, 2020

Type of Finding/ Questioned Costs	Findings and Recommendations
	<p>Additionally, auditors found that the Department did not timely communicate award information for subawards made in fiscal year 2020. Specifically,</p> <ul style="list-style-type: none"> In a sample of 66 out of 267 Title I, Part A subrecipients, 22 (33%) were sent award information two to five months after their applications had been approved and they began spending the funds. Additionally, 17 (26%) had approved applications, but were not sent award information until prompted by the audit. In a sample of 18 out of 82 21st CCLC subrecipients, 2 (11%) had approved applications, but were not sent award information until prompted by the audit. <p>As a result, there is an increased risk that federal funds were not used in accordance with federal requirements.</p> <p>According to Department management, they did not have procedures to ensure all required award information was adequately and timely communicated to subrecipients.</p> <p>Federal regulations¹⁷ require the Department to clearly identify every subaward to the subrecipient and include specific federal award information at the time of the award.</p> <p>Certain aspects of this finding were previously reported in the 2019 Statewide Single Audit as finding numbers 2019-015 and 2019-048.</p> <p><i>Federal Award Information:</i></p> <p>Federal Awarding Agency: U.S. Department of Education; CFDA Number (title): 84.010 (Title I Part A, Grants to Local Education Agencies); Federal Award Identification Number (award period): S010A190033 (July 1, 2019 - September 30, 2020).</p> <p>Federal Awarding Agency: U.S. Department of Education; CFDA Number (title): 84.027 (Special Education - Grants to States (IDEA, Part B)); Federal Award Identification Number (award period): H027A190092 (July 1, 2019 - September 30, 2020).</p> <p>Federal Awarding Agency: U.S. Department of Education; CFDA Number (title): 84.173 (Special Education - Preschool Grants (IDEA Preschool)); Federal Award Identification Number (award period): H173A190096 (July 1, 2019 - September 30, 2020).</p>

84.010 TITLE I GRANTS TO LOCAL EDUCATIONAL AGENCIES (continued)**III. Federal Award Findings and Questioned Costs**

U.S. Department of Education

N.C. Department of Public Instruction

For the Fiscal Year Ended June 30, 2020

Type of Finding/ Questioned Costs	Findings and Recommendations
	<p>Federal Awarding Agency: U.S. Department of Education; CFDA Number (title): 84.048 (Career and Technical Education - Basic Grants to States); Federal Award Identification Number (award period): V048A190033 (July 1, 2019 - September 30, 2020).</p> <p>Federal Awarding Agency: U.S. Department of Education; CFDA Number (title): 84.287 (Twenty-First Century Community Learning Centers); Federal Award Identification Number (award period): S287C190033 (July 1, 2019 - September 30, 2020).</p> <p><i>Recommendation:</i> Department management should prioritize the development and implementation of procedures to ensure required award information is adequately and timely communicated to subrecipients.</p> <p><i>Views of Responsible Officials of the Auditee:</i> The Department of Public Instruction concurs with the Auditor's finding and recommendation. The finding noted deficiencies within several divisions, which have taken the following corrective actions.</p> <ul style="list-style-type: none"> For Title I, Part A, the grant award notification letter has been amended to include the period of availability and is now in use during the new fiscal year. For both Title I, Part A and 21st CCLC, a standard operating procedure for grant award letter tracking processes was developed and is in use. It includes the use of a centralized tracking document to ensure letters are sent within the required timeframe. The Career and Technical Education regional services team has adopted DPI's Universal GAN template which includes the required information, including the federal award identification number. The completed document will be sent to all school districts in the month of June as part of their Perkins Grant Award Notification. The Exceptional Children division, which oversees the Special Education grant, has engaged in collaborative corrective action to ensure proper notification of grant awards. The division has worked with other federal programs and school business in the development of a grant award notification letter to include the required components, including the grant award amount, federal award identification number, and period of availability. These tasks are in the process of being formally operationalized and documented in internal procedures to ensure timely future compliance.

84.027 SPECIAL EDUCATION GRANTS TO STATES**III. Federal Award Findings and Questioned Costs**

U.S. Department of Education

N.C. Department of Public Instruction

For the Fiscal Year Ended June 30, 2020

Type of Finding/ Questioned Costs		Findings and Recommendations
2020-009	<p><u>Period of Performance:</u></p> <p>Significant Deficiency</p> <p>Questioned Cost Finding</p> <p>\$7,259,896</p>	<p><u>Unallowable Award Liquidation</u></p> <p>The Department improperly charged \$7.3 million of expenditures to a Special Education - Grants to States award that was no longer available for obligations.¹⁹ For the fiscal year, the Department spent \$347.7 million to provide for the education of children with disabilities.</p> <p>The 2017 award obligation period ended during our audit year. This award began on July 1, 2017, and ended on September 30, 2019. The Department had 90 days to liquidate obligations made during the award period.</p> <p>Auditors found the Department had reclassified \$7.3 million in Local Education Agency (LEA)²⁰ and charter school expenditures charged to subsequent period awards to the expired 2017 award without evidence that the expenditures were obligated during the award period.</p> <p>As a result, the Department may be required to pay \$7.3 million back to the United States Department of Education. Further, improper adjustments of expenses can skew data used to monitor and budget for program activities, putting funding that could be used for additional program activities at risk for reversion to the federal government.</p> <p>According to Department management, the Agency Financial Services division had insufficient procedures for monitoring the spending of funds reserved and budgeted for the award.</p> <p>Federal regulations²¹ require the Department to charge the federal award for allowable costs incurred during the period of performance (award period). The U.S. Department of Education specifies this period as the 27 months extending from July 1 of the fiscal year for which the funds were appropriated through September 30 of the second following year.</p> <p>This finding was previously reported in the 2019 Statewide Single Audit as finding number 2019-016.</p>

¹⁹ When used in connection with the Department's utilization of funds under a Federal award, 'obligations' means orders placed for property and services, contracts and subawards made, and similar transactions during a given period that require payment by the non-federal entity during the same or a future period.

²⁰ Synonymous with a local school district, a Local Education Agency, is a public authority, such as a board of education, with administrative control of public schools within a city or county. The Department allocates funds to the LEAs to carry out the objectives of the program.

²¹ 2 CFR 200.309

84.027 SPECIAL EDUCATION GRANTS TO STATES (continued)**III. Federal Award Findings and Questioned Costs**

U.S. Department of Education

N.C. Department of Public Instruction

For the Fiscal Year Ended June 30, 2020

Type of Finding/ Questioned Costs	Findings and Recommendations
<i>Federal Award Information:</i> Federal Awarding Agency: U.S. Department of Education; CFDA Number (title): 84.027 (Special Education - Grants to States (IDEA, Part B)); Federal Award Identification Number (award period): H027A170092 (July1, 2017 - September 30, 2018).	
	<i>Recommendation:</i> Department management should prioritize the development and implementation of procedures to ensure timely monitoring of award budgets and spending for compliance with period of performance requirements.
	<i>Views of Responsible Officials of the Auditee:</i> The Department of Public Instruction concurs with the Auditor's finding and recommendation. The Financial Services Division within DPI developed and implemented general operating procedures for IDEA funding oversight in August 2020. These procedures clearly articulate the process for completing reallocations, the requirements that must be satisfied when reallocating funds, and any timing limitations for reallocation of funds (including a prohibition on reallocating funds during the liquidation period). DPI worked diligently to implement these procedures in a timely manner following the notification of this issue in the previous fiscal year. Unfortunately, by the time the issue was identified, it had already been repeated in the subsequent award year (which was a previous fiscal year).
2020-010 Subrecipient Monitoring: Significant Deficiency	<u>Inadequate Award Communication</u> The Department did not adequately and timely notify subrecipients of federal award information for four audited federal programs including Title I, Part A, 21st Century Community Learning Centers (CCLC), Career and Technical Education (CTE), and Special Education - Grants to States. In total, subrecipients of these programs received approximately \$822 million during the fiscal year. See finding 2020-008 for a description.

84.033 FEDERAL WORK-STUDY PROGRAM

III. Federal Award Findings and Questioned Costs

U.S. Department of Education

Elizabeth City State University

For the Fiscal Year Ended June 30, 2020

	Type of Finding/ Questioned Costs	Findings and Recommendations
2020-011	Special Tests and <u>Provisions:</u> Significant Deficiency	<u>Information Security Program Does Not Meet Minimum Federal Requirements</u> The University did not have a documented risk assessment over protecting students' financial aid information or a designated individual to coordinate the information security program as required by federal regulations. During the audit period, the University disbursed approximately \$15.1 million in federal financial assistance to 1,560 students subject to this requirement. See finding 2020-002 for a description.

84.033 FEDERAL WORK-STUDY PROGRAM

III. Federal Award Findings and Questioned Costs

U.S. Department of Education
North Carolina Agricultural and Technical State University
For the Fiscal Year Ended June 30, 2020

	Type of Finding/ Questioned Costs	Findings and Recommendations
2020-012	Cash <u>Management:</u> Significant Deficiency	<u>Deficiencies in Cash Management</u> The University requested and received federal student financial aid funds that exceeded the immediate need of students, and held a balance of these excess funds in violation of federal requirements. During the fiscal year ended June 30, 2020, the University requested approximately \$126.7 million in financial aid subject to the requirements. See finding 2020-004 for a description.

84.033 FEDERAL WORK-STUDY PROGRAM

III. Federal Award Findings and Questioned Costs

U.S. Department of Education
Roanoke-Chowan Community College
For the Fiscal Year Ended June 30, 2020

	Type of Finding/ Questioned Costs	Findings and Recommendations
2020-013	Special Tests and <u>Provisions:</u> Significant Deficiency	<u>Information Security Program Does Not Meet Minimum Federal Requirements</u> The College did not have a documented risk assessment over protecting students' financial aid information as required by federal regulations. During the audit period, the College disbursed approximately \$1.2 million in federal financial assistance to 289 students subject to this requirement. See finding 2020-006 for a description.

84.048 CAREER AND TECHNICAL EDUCATION – BASIC GRANTS TO STATES

III. Federal Award Findings and Questioned Costs

U.S. Department of Education

N.C. Department of Public Instruction

For the Fiscal Year Ended June 30, 2020

	Type of Finding/ Questioned Costs	Findings and Recommendations
2020-014	Subrecipient <u>Monitoring:</u> Significant Deficiency	<u>Inadequate Award Communication</u> The Department did not adequately and timely notify subrecipients of federal award information for four audited federal programs including Title I, Part A, 21st Century Community Learning Centers (CCLC), Career and Technical Education (CTE), and Special Education - Grants to States. In total, subrecipients of these programs received approximately \$822 million during the fiscal year. See finding 2020-008 for a description.

84.063 FEDERAL PELL GRANT PROGRAM**III. Federal Award Findings and Questioned Costs**

U.S. Department of Education

Cleveland Community College

For the Fiscal Year Ended June 30, 2020

	Type of Finding/ Questioned Costs	Findings and Recommendations
2020-015	Special Tests and Provisions: Significant Deficiency	<p><u>Deficiencies in Transfer Monitoring</u></p> <p>The College did not obtain updated financial aid history through the National Student Loan Data System (NSLDS) for transfer students before disbursing Title IV aid. During the audit period, the College disbursed approximately \$3.8 million in financial aid to 1,135 students.</p> <p>Auditors determined that the College failed to obtain updated financial aid history for all 29 transfer students that received \$57,373 in Title IV aid during the 2019-2020 award year.</p> <p>Failure to obtain updated financial aid history for transfer students could result in the disbursement of Title IV funds to students who have reached their lifetime award limits and impact students' Pell eligibility.</p> <p>According to College management, the employee responsible for obtaining updated financial aid history for transfer students was not properly trained. As a result, the employee was unaware that attempts to obtain this information from the NSLDS were unsuccessful. Further, there were no monitoring procedures in place to ensure that updated financial aid history for transfer students was obtained and reviewed prior to disbursing Title IV aid.</p> <p>Federal regulations²² require the College to request updated information about transfer students so it can make certain required determinations²³ before disbursing funds.</p> <p><i>Federal Award Information:</i> Federal Awarding Agency: U.S. Department of Education; CFDA Number (title): 84.063 (Federal Pell Grant Program); Federal Award Identification Number (award period): P063P193040 (July 1, 2019 - June 30, 2020).</p> <p><i>Recommendation:</i> College management should ensure that all financial aid staff are adequately trained to perform their assigned duties. Additionally, College management should implement monitoring procedures to ensure federal requirements are met for all transfer students.</p>

²² 34 CFR 668.19²³ The College is required to use the transfer monitoring list and/or updated financial aid history to determine: whether any transfer student is in default on any Title IV loan; owes an overpayment on any Title IV grant; the amount of Title IV funds disbursed to the student for the award year; the outstanding principal balance of loans made to the student under each Title IV program; and the amount of, and period of enrollment for, loans made to the student under each Title IV program for the academic year requested.

84.063 FEDERAL PELL GRANT PROGRAM (continued)

III. Federal Award Findings and Questioned Costs

U.S. Department of Education

Cleveland Community College

For the Fiscal Year Ended June 30, 2020

Type of Finding/ Questioned Costs	Findings and Recommendations
	<p><i>Views of Responsible Officials of the Auditee:</i> The Office of Financial Aid at Cleveland Community College agrees with the finding identified.</p> <p>The steps taken to address the recommendation follows. The Financial Aid Office reviewed the College's workflow for transfer monitoring and compared to the latest version of the North Carolina Community Colleges System (NCCS) workflow. Minor changes were made to the College's internal workflow to ensure all required information is performed accurately within the transfer monitoring process. Additionally, the College updated the workflow to include timeframes for when each step must be performed, and recurring reminders have been added to the calendar for the Assistant Director of Financial Aid. Finally, the Director of Enrollment Services and Assistant Director of Financial Aid participated training based on NCCCS transfer monitoring training materials. After implementing the new workflow, the Director of Enrollment Services assisted during the first transfer monitoring cycle for the fall 2020 term and observed the Assistant Director of Financial Aid perform this responsibility the following cycles. The College has a clear understanding of the transfer monitoring process. Corrective action was completed on September 23, 2020 in response to receiving the draft finding on September 17, 2020.</p>

84.063 FEDERAL PELL GRANT PROGRAM**III. Federal Award Findings and Questioned Costs**

U.S. Department of Education

Elizabeth City State University

For the Fiscal Year Ended June 30, 2020

	Type of Finding/ Questioned Costs	Findings and Recommendations
2020-016	Special Tests and Provisions:	<u>Enrollment Status Reporting Errors</u>
	Material Weakness	The University did not timely report enrollment status changes to the National Student Loan Data System (NSLDS) for students who received federal financial assistance. During the audit period, the University disbursed approximately \$14.3 million in federal financial assistance funding to 1,556 students subject to this reporting requirement.
	Material Noncompliance	Auditors tested the enrollment status reporting for a sample of 60 students who received federal financial assistance and whose enrollment status changed.
		Eight (13%) students were not reported in accordance with federal compliance requirements. Specifically:
		<ul style="list-style-type: none"> • One student was not reported to NSLDS at all. • Seven students were reported with incorrect statuses.
		Failure to report student enrollment status changes to the NSLDS could impact student Pell and Direct Loan eligibility.
		According to University management, the University relied on the National Student Clearinghouse (Clearinghouse), a third-party service provider, to ensure accurate and timely reporting of enrollment status changes. Management did not monitor the information reported to NSLDS to ensure its agreement with University records.
		Federal regulations ²⁴ require the University to notify NSLDS within 75 days ²⁵ of a change in student status for those students that received Pell Grant and Federal Direct Loan funds. In addition, the NSLDS Enrollment Reporting Guide states that the University is ultimately responsible for timely and accurate reporting.
		<i>Federal Award Information:</i> Federal Awarding Agency: U.S. Department of Education; CFDA Numbers (titles): 84.063 (Federal Pell Grant Program) and

²⁴ 34 CFR 690.83 and 34 CFR 685.309

²⁵ The University is required to notify the NSLDS when it discovers that a student who received loans or Pell grants has had a reduction or increase in attendance levels, graduated, withdrew/dropped out, dropped below half-time, or enrolled but never attended. Unless the University expects to complete its enrollment roster with the NSLDS within 60 days of the student's change in enrollment, the University must notify the lender or guarantee agency, via NSLDS within 30 days. The University has 15 days to turn around the roster file. Therefore, we have determined timeliness to be established as within 75 days.

84.063 FEDERAL PELL GRANT PROGRAM (continued)**III. Federal Award Findings and Questioned Costs**

U.S. Department of Education

Elizabeth City State University

For the Fiscal Year Ended June 30, 2020

Type of Finding/ Questioned Costs		Findings and Recommendations
		<p>84.268 (Federal Direct Student Loans); Federal Award Identification Numbers (award period): P063P190321 (July 1, 2019 - June 30, 2020) and P268K200321 (July 1, 2019 - June 30, 2020).</p> <p><i>Recommendation:</i> University management should monitor submissions of student enrollment status changes submitted by the Clearinghouse to ensure they are reported timely and accurately to the NSLDS. University management should also implement monitoring procedures to ensure all students with enrollment status changes are identified and communicated to the appropriate parties.</p> <p><i>Views of Responsible Officials of the Auditee:</i> The University agrees with the finding and will implement the necessary actions as it relates to Enrollment Reporting errors. This matter will be given special emphasis in our on-going monitoring efforts. All corrective actions have an anticipated completion date of May 2021.</p>
2020-017	Special Tests and Provisions: Significant Deficiency	<p><u>Information Security Program Does Not Meet Minimum Federal Requirements</u></p> <p>The University did not have a documented risk assessment over protecting students' financial aid information or a designated individual to coordinate the information security program as required by federal regulations. During the audit period, the University disbursed approximately \$15.1 million in federal financial assistance to 1,560 students subject to this requirement. See finding 2020-002 for a description.</p>

84.063 FEDERAL PELL GRANT PROGRAM**III. Federal Award Findings and Questioned Costs**

U.S. Department of Education

Fayetteville State University

For the Fiscal Year Ended June 30, 2020

	Type of Finding/ Questioned Costs	Findings and Recommendations
2020-018	Special Tests and Provisions:	<u>Enrollment Status Reporting Errors</u>
	Material Weakness	The University did not timely report enrollment status changes to the National Student Loan Data System (NSLDS) for students who received federal financial assistance. During the audit period, the University disbursed approximately \$47.3 million in federal financial assistance funding to 4,789 students subject to this reporting requirement.
	Material Noncompliance	Auditors tested the enrollment status reporting for a sample of 60 students who received federal financial assistance and whose enrollment status changed. Twenty-one (35%) students were reported 109 to 263 days after the status change occurred.
		Failure to report student enrollment status changes to the NSLDS could impact student Pell and Direct Loan eligibility.
		According to University management, the errors occurred because procedures were not sufficient enough to ensure other departments were notifying the Registrar's Office in a timely manner of enrollment changes in students who had graduated. Additionally, the University did not monitor the information reported to NSLDS through the National Student Clearinghouse (Clearinghouse), a third-party service provider, to ensure its agreement with University records.
		Federal regulations ²⁶ require the University to notify NSLDS within 75 ²⁷ days of a change in student status for those students that received Pell Grant and Federal Direct Loan funds. In addition, the NSLDS Enrollment Reporting Guide states that the University is ultimately responsible for timely and accurate reporting.
		<i>Federal Award Information:</i> Federal Awarding Agency: U.S. Department of Education; CFDA Numbers (titles): CFDA 84.063 (Federal Pell Grant Program) and CFDA 84.268 (Federal Direct Student Loans); Federal Award Identification Numbers (award period): P063P190322 (July 1, 2019 - June 30, 2020) and P268K200322 (July 1, 2019 - June 30, 2020).

²⁶ 34CFR 690.83 and 34CFR 685.309

²⁷ The University is required to notify the NSLDS when it discovers that a student who received loans or Pell grants has had a reduction or increase in attendance levels, graduated, withdrew/dropped out, dropped below half-time, or enrolled but never attended. Unless the University expects to complete its enrollment roster with the NSLDS within 60 days of the student's change in enrollment, the University must notify the lender or guarantee agency, via NSLDS within 30 days. The University has 15 days to turn around the roster file. Therefore, we have determined timeliness to be established as within 75 days.

84.063 FEDERAL PELL GRANT PROGRAM (continued)**III. Federal Award Findings and Questioned Costs**

U.S. Department of Education

Fayetteville State University

For the Fiscal Year Ended June 30, 2020

Type of Finding/ Questioned Costs	Findings and Recommendations
	<p><i>Recommendation:</i> University management should design and implement procedures to ensure that enrollment status changes are reported to the Registrar's Office timely so those changes can be updated in NSLDS in accordance with federal compliance requirements. University management should also implement monitoring procedures to ensure timely reporting of enrollment status changes to NSLDS through the Clearinghouse.</p> <p><i>Views of Responsible Officials of the Auditee:</i> Fayetteville State University agrees with the findings and the recommendations as it relates to Enrollment Reporting Errors. Based on this finding, the University is strengthening its current procedures to include the following:</p> <ul style="list-style-type: none"> • The University provided critical information to administration, faculty, and staff regarding the timeliness of grade submissions and other documentation required by the Office of the Registrar to complete critical end of term processing. • The Registrar will continue to send notifications to faculty of critical deadlines via email and Canvas. • Steps have been taken to ensure continued education/training of the Office of the Registrar staff on the graduated student file submission process using the National Student Clearinghouse Academy webinars. • Multiple graduation only files will be sent to the National Student Clearinghouse during the degree clearance process. • The Registrar leadership has been granted access to NSLDS to monitor the information reported to NSLDS through the National Student Clearinghouse to ensure accurate reporting of University records. The Registrar will trace 15% of graduated students at the end of each fall and spring term. <p>The Registrar will be responsible for the corrective action. Corrective action was completed in February 2021.</p>
2020-019	<p data-bbox="323 1677 514 1730"><u>Special Tests and Provisions:</u></p> <p data-bbox="355 1749 469 1801">Significant Deficiency</p> <p data-bbox="550 1677 941 1703"><u>Untimely Return of Title IV Funds</u></p> <p data-bbox="550 1740 1484 1858">The University did not timely return Title IV funds (financial aid) after students supported by the program withdrew from the school. During the audit period, the University disbursed approximately \$47.3 million in federal financial assistance to 4,789 students. See finding 2020-003 for a description.</p>

84.063 FEDERAL PELL GRANT PROGRAM**III. Federal Award Findings and Questioned Costs**

U.S. Department of Education

North Carolina Agricultural and Technical State University

For the Fiscal Year Ended June 30, 2020

	Type of Finding/ Questioned Costs	Findings and Recommendations
2020-020	Cash <u>Management:</u> Significant Deficiency	<u>Deficiencies in Cash Management</u> The University requested and received federal student financial aid funds that exceeded the immediate need of students, and held a balance of these excess funds in violation of federal requirements. During the fiscal year ended June 30, 2020, the University requested approximately \$126.7 million in financial aid subject to the requirements. See finding 2020-004 for a description.

84.063 FEDERAL PELL GRANT PROGRAM**III. Federal Award Findings and Questioned Costs**

U.S. Department of Education

Roanoke-Chowan Community College

For the Fiscal Year Ended June 30, 2020

	Type of Finding/ Questioned Costs	Findings and Recommendations
2020-021	Special Tests and Provisions:	<u>Enrollment Status Reporting Errors</u>
	Material Weakness	The College did not timely report enrollment status changes to the National Student Loan Data System (NSLDS) for students who received federal financial assistance. During the audit period, the College disbursed approximately \$1 million in federal financial assistance funding to 289 students subject to this reporting requirement.
	Material Noncompliance	Auditors tested the enrollment status reporting for a sample of 60 students who received federal financial assistance and whose enrollment status changed.
		Four (7%) students were not reported in accordance with federal compliance requirements. Specifically:
		<ul style="list-style-type: none"> • One student was not reported at all. • Three students were reported with incorrect statuses.
		Failure to report student enrollment status changes to the NSLDS could impact student Pell eligibility.
		According to College management, the College relied on the National Student Clearinghouse (Clearinghouse), a third-party service provider, to ensure accurate and timely reporting of enrollment status changes. Management did not monitor the information reported to NSLDS to ensure its agreement with College records.
		Federal regulations ²⁸ require the College to notify NSLDS within 75 days ²⁹ of a change in student status for those students that received Pell Grant funds. In addition, the NSLDS Enrollment Reporting Guide states that the College is ultimately responsible for timely and accurate reporting.
		<i>Federal Award Information:</i> Federal Awarding Agency: U.S. Department of Education; CFDA Number (title): 84.063 (Federal Pell Grant Program) Federal Award Identification Number (award period): P063P193101 (July 1, 2019 - June 30, 2020).

²⁸ 34 CFR 690.83

²⁹ The College is required to notify the NSLDS when it discovers that a student who received Pell grants has had a reduction or increase in attendance levels, graduated, withdrew/dropped out, dropped below half-time, or enrolled but never attended. Unless the College expects to complete its enrollment roster with the NSLDS within 60 days of the student's change in enrollment, the College must notify NSLDS within 30 days. The College has 15 days to turn around the roster file. Therefore, we have determined timeliness to be established as within 75 days.

84.063 FEDERAL PELL GRANT PROGRAM (continued)**III. Federal Award Findings and Questioned Costs**

U.S. Department of Education

Roanoke-Chowan Community College

For the Fiscal Year Ended June 30, 2020

	Type of Finding/ Questioned Costs	Findings and Recommendations
		<p><i>Recommendation:</i> College management should monitor submissions of student enrollment status changes submitted by the Clearinghouse to ensure they are reported timely and accurately to the NSLDS. College management should also implement monitoring procedures to ensure all students with enrollment status changes are identified and communicated to the appropriate parties.</p> <p><i>Views of Responsible Officials of the Auditee:</i> Roanoke-Chowan Community College concurs with the audit finding. The College is strengthening its current procedure to monitor changes, knowing that there is a delay with posting enrollment status changes to both the National Student Clearinghouse (NSC) and National Student Loan Database System (NSLDS), and that the delay is putting the College out of compliance. Updated procedures have been put in place to ensure that the College is compliant with the Federal regulations.</p>
2020-022	Special Tests and Provisions: Significant Deficiency	<p><u>Errors in Return of Title IV Funds</u></p> <p>The College incorrectly returned funds to the Title IV program (financial aid) after students supported by the program withdrew from school. Also, some funds were returned late. During the audit period, the College disbursed approximately \$1.1 million in financial aid to 289 students. See finding 2020-005 for a description.</p>
2020-023	Special Tests and Provisions: Significant Deficiency	<p><u>Information Security Program Does Not Meet Minimum Federal Requirements</u></p> <p>The College did not have a documented risk assessment over protecting students' financial aid information as required by federal regulations. During the audit period, the College disbursed approximately \$1.2 million in federal financial assistance to 289 students subject to this requirement. See finding 2020-006 for a description.</p>

84.173 SPECIAL EDUCATION PRESCHOOL GRANTS

III. Federal Award Findings and Questioned Costs

U.S. Department of Education

N.C. Department of Public Instruction

For the Fiscal Year Ended June 30, 2020

Type of Finding/ Questioned Costs		Findings and Recommendations
2020-024	Subrecipient <u>Monitoring:</u> Significant Deficiency	<u>Inadequate Award Communication</u> The Department did not adequately and timely notify subrecipients of federal award information for four audited federal programs including Title I, Part A, 21st Century Community Learning Centers (CCLC), Career and Technical Education (CTE), and Special Education - Grants to States. In total, subrecipients of these programs received approximately \$822 million during the fiscal year. See finding 2020-008 for a description.

84.268 FEDERAL DIRECT STUDENT LOANS**III. Federal Award Findings and Questioned Costs**

U.S. Department of Education

Elizabeth City State University

For the Fiscal Year Ended June 30, 2020

	Type of Finding/ Questioned Costs	Findings and Recommendations
2020-025	Special Tests and Provisions: Material Weakness Material Noncompliance	<u>Enrollment Status Reporting Errors</u> The University did not timely report enrollment status changes to the National Student Loan Data System (NSLDS) for students who received federal financial assistance. During the audit period, the University disbursed approximately \$14.3 million in federal financial assistance funding to 1,556 students subject to this reporting requirement. See finding 2020-016 for a description.
2020-026	Special Tests and Provisions: Significant Deficiency	<u>Information Security Program Does Not Meet Minimum Federal Requirements</u> The University did not have a documented risk assessment over protecting students' financial aid information or a designated individual to coordinate the information security program as required by federal regulations. During the audit period, the University disbursed approximately \$15.1 million in federal financial assistance to 1,560 students subject to this requirement. See finding 2020-002 for a description.

84.268 FEDERAL DIRECT STUDENT LOANS**III. Federal Award Findings and Questioned Costs**

U.S. Department of Education

Fayetteville State University

For the Fiscal Year Ended June 30, 2020

	Type of Finding/ Questioned Costs	Findings and Recommendations
2020-027	Special Tests and <u>Provisions:</u> Material Weakness Material Noncompliance	<u>Enrollment Status Reporting Errors</u> The University did not timely report enrollment status changes to the National Student Loan Data System (NSLDS) for students who received federal financial assistance. During the audit period, the University disbursed approximately \$47.3 million in federal financial assistance funding to 4,789 students subject to this reporting requirement. See finding 2020-018 for a description.
2020-028	Special Tests and <u>Provisions:</u> Significant Deficiency	<u>Untimely Return of Title IV Funds</u> The University did not timely return Title IV funds (financial aid) after students supported by the program withdrew from the school. During the audit period, the University disbursed approximately \$47.3 million in federal financial assistance to 4,789 students. See finding 2020-003 for a description.

84.268 FEDERAL DIRECT STUDENT LOANS

III. Federal Award Findings and Questioned Costs

U.S. Department of Education
North Carolina Agricultural and Technical State University
For the Fiscal Year Ended June 30, 2020

	Type of Finding/ Questioned Costs	Findings and Recommendations
2020-029	Cash <u>Management:</u> Significant Deficiency	<u>Deficiencies in Cash Management</u> The University requested and received federal student financial aid funds that exceeded the immediate need of students, and held a balance of these excess funds in violation of federal requirements. During the fiscal year ended June 30, 2020, the University requested approximately \$126.7 million in financial aid subject to the requirements. See finding 2020-004 for a description.

84.287 TWENTY-FIRST CENTURY COMMUNITY LEARNING CENTERS

III. Federal Award Findings and Questioned Costs

U.S. Department of Education
N.C. Department of Public Instruction
For the Fiscal Year Ended June 30, 2020

	Type of Finding/ Questioned Costs	Findings and Recommendations
2020-030	Subrecipient <u>Monitoring:</u> Significant Deficiency	<u>Inadequate Award Communication</u> The Department did not adequately and timely notify subrecipients of federal award information for four audited federal programs including Title I, Part A, 21st Century Community Learning Centers (CCLC), Career and Technical Education (CTE), and Special Education - Grants to States. In total, subrecipients of these programs received approximately \$822 million during the fiscal year. See finding 2020-008 for a description.

**84.379 TEACHER EDUCATION ASSISTANCE FOR COLLEGE AND HIGHER EDUCATION GRANTS
(TEACH GRANTS)****III. Federal Award Findings and Questioned Costs**

U.S. Department of Education

Elizabeth City State University

For the Fiscal Year Ended June 30, 2020

	Type of Finding/ Questioned Costs	Findings and Recommendations
2020-031	Special Tests and <u>Provisions:</u> Significant Deficiency	<u>Information Security Program Does Not Meet Minimum Federal Requirements</u> The University did not have a documented risk assessment over protecting students' financial aid information or a designated individual to coordinate the information security program as required by federal regulations. During the audit period, the University disbursed approximately \$15.1 million in federal financial assistance to 1,560 students subject to this requirement. See finding 2020-002 for a description.

**84.379 TEACHER EDUCATION ASSISTANCE FOR COLLEGE AND HIGHER EDUCATION GRANTS
 (TEACH GRANTS)**

III. Federal Award Findings and Questioned Costs

U.S. Department of Education
North Carolina Agricultural and Technical State University
For the Fiscal Year Ended June 30, 2020

	Type of Finding/ Questioned Costs	Findings and Recommendations
2020-032	Cash <u>Management:</u> Significant Deficiency	<u>Deficiencies in Cash Management</u> The University requested and received federal student financial aid funds that exceeded the immediate need of students, and held a balance of these excess funds in violation of federal requirements. During the fiscal year ended June 30, 2020, the University requested approximately \$126.7 million in financial aid subject to the requirements. See finding 2020-004 for a description.

93.556 MARYLEE ALLEN PROMOTING SAFE AND STABLE FAMILIES PROGRAM**III. Federal Award Findings and Questioned Costs**

U.S. Department of Health and Human Services

N.C. Department of Health and Human Services

For the Fiscal Year Ended June 30, 2020

	Type of Finding/ Questioned Costs	Findings and Recommendations
2020-033	<u>Activities Allowed or Unallowed:</u> Significant Deficiency <u>Allowable Costs/ Cost Principles:</u> Significant Deficiency	<p><u>Inadequate Monitoring of Program Expenditures</u></p> <p>The Department did not monitor counties that received funds for family reunification services for the Promoting Safe and Stable Families grant. During the audit period, the Department provided \$3.4 million in family reunification service funds to counties.</p> <p>Inadequate monitoring increased the risk that the Department would not detect if funds intended to be spent reuniting separated families were not used in accordance with federal regulations. As a result, families otherwise eligible for assistance may not have been served.</p> <p>According to Department management, they did not have procedures in place to ensure that the funds spent for family reunification services were in compliance with federal regulations.</p> <p>Federal regulations³⁰ require the Department to “establish and maintain effective internal control over the federal award that provides reasonable assurance that the Department is managing the program in compliance with federal statutes, regulation, and the terms and conditions of the federal award.” Monitoring the funds sent to the counties would be an effective control over compliance.</p> <p>This finding was previously reported in the 2019 Statewide Single Audit as finding number 2019-054.</p> <p><i>Federal Award Information:</i> Federal Awarding Agency: U.S. Department of Health and Human Services; CFDA Number (title): 93.556 (MaryLee Allen Promoting Safe and Stable Families); Federal Award Identification Numbers (award periods): G-1801NCFPSS (October 1, 2017 – September 30, 2019), G-1901NCFPSS (October 1, 2018 – September 30, 2020), and 2001NCFPSS (October 1, 2019 – September 30, 2021).</p> <p><i>Recommendation:</i> Department management should prioritize the implementation of procedures to ensure that the funds spent for family reunification services are in compliance with federal regulations.</p> <p><i>Views of Responsible Officials of the Auditee:</i> The Department agrees with the finding. In 2020, the NC Division of Social Services (DSS) convened a Family Reunification Monitoring Steering Committee that developed procedures, devised the monitoring plan, and updated the Family Reunification Services Policy and the Service Information System (SIS) Code Definitions to reflect the new monitoring procedures. Implementation of the monitoring activities was delayed by the COVID-19 Pandemic.</p>

³⁰ 2 CFR 200.303 - Internal controls

93.659 ADOPTION ASSISTANCE**III. Federal Award Findings and Questioned Costs**

U.S. Department of Health and Human Services

N.C. Department of Health and Human Services

For the Fiscal Year Ended June 30, 2020

	Type of Finding/ Questioned Costs	Findings and Recommendations
2020-034	<u>Activities Allowed or Unallowed:</u>	<u>Deficiencies in the Adoption Assistance Title IV-E Eligibility Determination Process</u>
	Significant Deficiency	The North Carolina Department of Health and Human Services (Department) made Adoption Assistance Title IV-E payments based on inaccurate eligibility determinations. During the audit period, approximately 13,000 families received \$59.2 million in Adoption Assistance Title IV-E benefits.
	<u>Allowable Costs/ Cost Principles:</u>	
	Significant Deficiency	The task of determining eligibility for the Adoption Assistance Title IV-E program has been delegated to the county departments of social services (DSS). ³¹ However, the Department was responsible for ensuring compliance with the eligibility requirements.
	<u>Eligibility:</u>	
	Significant Deficiency	Auditors reviewed the client case files for a sample of 60 families that received Adoption Assistance Title IV-E payments during the audit period and found one (1.7%) beneficiary that was not eligible. The child was not eligible to receive Title IV-E subsidy assistance because they did not meet any of the categorial eligibility requirements for a non-applicable child. ³² The Department paid \$7,608 (\$5,338 federal share) on behalf of this beneficiary during the audit period.
	Questioned Cost Finding	
	\$5,338	
	1901NCADPT - \$1,277	
	2001NCADPT - \$4,061	Even though the test identified only \$5,338 in questioned costs, if tests were extended to the entire population, questioned costs could be greater than \$25,000. ³³
		As a result, there is an increased cost for the Adoption Assistance Title IV-E program for the federal government and the federal share could have been used to provide other services.
		According to the Department, the eligibility error occurred because of inaccurate application of established eligibility policies by the county DSS staff. The county DSS staff are responsible for collecting documentation and making the eligibility determinations, however, the Department is responsible for establishing the eligibility determination policies and training the county DSS staff.

³¹ *North Carolina General Statute* §108A-25(b)³² A non-applicable child would be categorically eligible if: (1) they were eligible or would have been eligible for the former Aid to Families with Dependent Children (AFDC) program; or (2) the child is eligible for Supplemental Security Income (SSI); or (3) the child is a child whose costs in a foster family home or childcare institution are covered by the foster care maintenance payments made with respect to his/her minor parent.³³ 2 CFR 200.516(a)(3) requires auditors to report known questioned costs when likely questioned costs are greater than \$25,000 for a type of compliance requirement for a major program.

93.659 ADOPTION ASSISTANCE (continued)**III. Federal Award Findings and Questioned Costs**

U.S. Department of Health and Human Services

N.C. Department of Health and Human Services

For the Fiscal Year Ended June 30, 2020

Type of Finding/ Questioned Costs	Findings and Recommendations
	<p>Federal regulations³⁴ require that under any adoption assistance agreement entered into by a State with parents who adopt a child with special needs, the State may make adoption assistance payments to such parents...in amounts so determined, if the child meets the eligibility requirements of the program.³⁵</p> <p><i>Federal Award Information:</i> Federal Awarding Agency: U.S. Department of Health and Human Services; CFDA Number (title): 93.659 (Adoption Assistance); Federal Award Identification Numbers (award periods): 1901NCADPT (October 1, 2018 – September 30, 2019) and 2001NCADPT (October 1, 2019 – September 30, 2020).</p> <p><i>Recommendation:</i> Department management should provide adequate training and retraining as necessary to ensure that county DSS staff perform Adoption Assistance Title IV-E eligibility determinations correctly.</p> <p>In addition, Department management should determine if Title IV-E funds should be recouped.</p> <p><i>Views of Responsible Officials of the Auditee:</i> The Department agrees with this finding. The beneficiary was eligible for Adoption Assistance; however, the county department of social services (DSS) staff made an error in assigning the funding source as Title IV-E as opposed to Title IV-B. The State DSS notified the County of the inaccurate eligibility determination. In September 2020, the County paid back the Title IV-E share for the period the error applied and claimed any allowable Title IV-B funds for that period. The County DSS will continue to claim Title IV-B funds for this beneficiary going forward.</p>

³⁴ 42 USC 673(a)(1)(B)(ii)³⁵ 42 USC 673(a)(2)(A)

93.767 CHILDREN'S HEALTH INSURANCE PROGRAM**III. Federal Award Findings and Questioned Costs**

U.S. Department of Health and Human Services

N.C. Department of Health and Human Services

For the Fiscal Year Ended June 30, 2020

	Type of Finding/ Questioned Costs	Findings and Recommendations
2020-035	Special Tests and <u>Provisions:</u> Significant Deficiency	<p><u>Deficiencies in the CHIP and Medicaid Provider Enrollment and Termination Process</u></p> <p>The North Carolina Department of Health and Human Services' (Department) contracted agent did not properly screen and enroll Children's Health Insurance Program (CHIP) and Medicaid providers. The Department paid approximately \$12.1 billion in Medicaid funds and \$631.8 million in CHIP funds to 19,094³⁶ providers during the fiscal year ended June 30, 2020.</p> <p>The Division of Health Benefits³⁷ (DHB) contracts with General Dynamics Information Technology (GDIT) to screen and enroll providers. However, the Department is responsible for establishing the enrollment screening policies and procedures and monitoring GDIT's work.</p> <p>Auditors examined the enrollment screening documentation maintained in NCTracks³⁸ for a sample of 93 providers that received CHIP or Medicaid payments during the audit period. Auditors found that one or more errors occurred in 34 (36.6%) provider records. Specifically:</p> <ul style="list-style-type: none"> • In 18 (19.4%) provider records, there was no evidence that GDIT checked credentials (licenses, accreditations or certifications) for organization providers when their enrollment³⁹ was re-validated. • In 14 (15%) provider records, GDIT searches of the Centers for Medicare and Medicaid Services (CMS) Adverse Action Report⁴⁰ and the North Carolina Provider Penalty database were performed using incorrect Social Security Numbers (SSN), Employer Identification Numbers (EIN) or National Provider Information (NPI)⁴¹ and some searches excluded relevant information such as name and SSN. • In 4 (4.3%) provider records, there was no evidence that GDIT performed background checks or performed searches of the CMS Adverse Action Report or the North Carolina Provider Penalty database for owners, office administrators, managing employee, and/or providers. • In 3 (3.2%) provider records, there was no evidence that GDIT followed up on the results from background checks or North Carolina Penalty

³⁶ Once a provider is enrolled they can provide services to participants in both the CHIP and Medicaid program.

³⁷ The Division of Health Benefits is the division within the Department that is responsible for administering the CHIP and Medicaid program.

³⁸ Providers use NCTracks to complete the enrollment application to become a licensed provider in North Carolina.

³⁹ Providers must re-validate their enrollment every five years and terminated providers must re-enroll.

⁴⁰ Formerly known as the Center for Medicare and Medicaid Services Medicaid and Children's Health Insurance Program State Information Sharing System (MCSIS) database.

⁴¹ NPI is a unique 10-digit number used to identify health care providers.

93.767 CHILDREN'S HEALTH INSURANCE PROGRAM (continued)**III. Federal Award Findings and Questioned Costs**

U.S. Department of Health and Human Services

N.C. Department of Health and Human Services

For the Fiscal Year Ended June 30, 2020

Type of Finding/ Questioned Costs	Findings and Recommendations
	<p>database searches to determine if the information would make the provider ineligible for enrollment.</p> <ul style="list-style-type: none"> In 2 (2.2%) provider records, there was no evidence that a site visit was performed when the providers were designated as moderate categorical risk. <p>Effective provider enrollment screening is an important tool in preventing fraud. When providers are not screened and enrolled properly it increases the risk that ineligible providers will be paid for services provided to CHIP and Medicaid program recipients. Keeping ineligible entities and individuals from enrolling in the State's CHIP and Medicaid program as providers reduces the likelihood that extensive resources would be needed to identify and recover overpayments from fraudulent providers.</p> <p>According to Department management, the errors occurred during the provider enrollment screening process for two reasons.</p> <p>First, credentials were not checked for organization providers during re-validation because the Department's automated verification process they implemented in 2017 did not include checking credentials for all provider types, such as organization providers.</p> <p>Second, the other errors were caused by GDIT's failure to follow established procedures even though the information was available in NCTracks that would have allowed them to perform the enrollment screening procedures correctly.</p> <p>Federal regulations require providers to be licensed in accordance with federal, state, and local laws and regulations. Additionally, providers are required to be screened and enrolled in accordance with 42 CFR part 455, subpart E. Specifically:</p> <ul style="list-style-type: none"> Federal regulation⁴² requires that the State Medicaid agency must have a method to verify that any provider purporting to be licensed in accordance with the laws of any State is licensed by such State and confirm that the provider's license has not expired and that there are no current limitations on the provider's license. Federal regulation⁴³ requires that the State Medicaid agency must confirm the identity and determine the exclusion status of providers and any person with an ownership or control interest or who is an agent or

⁴² 42 CFR 455.412⁴³ 42 CFR 455.436(a)

93.767 CHILDREN'S HEALTH INSURANCE PROGRAM (continued)**III. Federal Award Findings and Questioned Costs**

U.S. Department of Health and Human Services

N.C. Department of Health and Human Services

For the Fiscal Year Ended June 30, 2020

Type of Finding/ Questioned Costs	Findings and Recommendations
	<p>managing employee of the provider through routine checks of federal databases.</p> <ul style="list-style-type: none"> Federal regulation⁴⁴ requires that the State Medicaid agency must require providers to consent to criminal background including fingerprinting checks when required to do so under state law or by the level screening based on fraud, waste or abuse as determined for that category of provider. Federal regulation⁴⁵ requires the State Medicaid agency to conduct pre-enrollment and post-enrollment site visits for providers who are designated as "moderate" or "high" categorical risk for the Medicaid program. <p>The North Carolina State Plan⁴⁶ (Plan) also requires specific certification and accreditation credentials to be verified during the re-validation process. Additionally, the Plan also requires the Medicaid State agency to check any other databases as the Secretary may prescribe such as the online North Carolina Provider Penalty Tracking database that is maintained by the Department.</p> <p><i>Federal Award Information:</i> Federal Awarding Agency: U.S. Department of Health and Human Services; CFDA Number (title) 93.767 (Children's Health Insurance Program); Federal Award Identification Numbers (award periods): 1905NC5021 (October 1, 2018 – September 30, 2019) and 2005NC5021 (October 1, 2019 – September 30, 2020).</p> <p><i>Federal Award Information:</i> Federal Awarding Agency: U.S. Department of Health and Human Services; CFDA Number (title): 93.778 (Medical Assistance Program (Medicaid; Title XIX)); Federal Award Identification Numbers (award periods): 1905NC5MAP (October 1, 2018 to September 30, 2019) and 2005NC5MAP (October 1, 2019 – September 30, 2020).</p> <p><i>Recommendation:</i> Department management should make the necessary changes to the automated verification process to ensure that credentials are checked for all providers types.</p> <p>Additionally, Department management should strengthen their monitoring procedures to ensure that GDIT is properly screening and enrolling providers.</p>

⁴⁴ 42 CFR 455.434(a)⁴⁵ 42 CFR 455.432⁴⁶ The State Plan is an agreement between a state and the federal government describing how that state administers its CHIP and Medicaid program.

93.767 CHILDREN'S HEALTH INSURANCE PROGRAM (continued)**III. Federal Award Findings and Questioned Costs**

U.S. Department of Health and Human Services

N.C. Department of Health and Human Services

For the Fiscal Year Ended June 30, 2020

Type of Finding/ Questioned Costs	Findings and Recommendations
	<p>The Department should determine if GDIT's failure to follow established enrollment screening policies and procedures is an indicator that they are not meeting the terms and conditions of their contract/service agreement with the Department.</p> <p><i>Views of Responsible Officials of the Auditee:</i> The Department agrees with the screening errors noted in this finding and had taken steps to address some of the issues prior to the audit. The Department implemented automated background checks and automated site visit notifications and tracking in July 2017 and July 2018, respectively. In addition, the Department is working to implement an automated solution to conduct screening searches of the NC Provider Penalty Tracking database and the CMS Adverse Action Report in an effort to reduce the risk of human error in the provider screening process. Upon the ending of the public health emergency, the Department will implement primary source verification of provider license credentials during re-verification and enhance application monitoring procedures to include specific reviews of background check results when issues are noted.</p>
2020-036 Special Tests and Provisions: Significant Deficiency	<p><u>CHIP and Medicaid Provider Enrollment Screening Process Needs Improvement</u></p> <p>The North Carolina Department of Health and Human Services (Department) does not have procedures in place to verify the accuracy of some of the disclosures made by providers during the Children's Health Insurance Program (CHIP) and Medicaid enrollment³⁹ screening process.</p> <p>While performing procedures to test the Department's provider eligibility enrollment screening process, auditors performed a search of the North Carolina Secretary of State's (SOS) Business Registration Database⁴⁷ to determine if providers omitted the name, address, date of birth and Social Security number of any person with an ownership or control interest or who is an agent or managing employee of the entity in their enrollment disclosures.</p> <p>Auditors performed the search on a sample of 93 providers that received CHIP and Medicaid payments during the audit period and found the following:</p> <ul style="list-style-type: none"> Four (4.3%) providers included an owner in the business registration filings they provided to the SOS that they did not include in their provider enrollment disclosures.

⁴⁷ The Secretary of State ensures uniform compliance with the statutes governing the creation of business entities, records the information required to be kept as a public record, and provides that information to the public. Link to the NC SOS Database - <https://www.sosnc.gov/search/index/corp>.

93.767 CHILDREN'S HEALTH INSURANCE PROGRAM (continued)**III. Federal Award Findings and Questioned Costs**

U.S. Department of Health and Human Services

N.C. Department of Health and Human Services

For the Fiscal Year Ended June 30, 2020

Type of Finding/ Questioned Costs	Findings and Recommendations
	<ul style="list-style-type: none"> Twenty (21.5%) providers included an agent or managing employee (this includes Presidents, Vice Presidents, and Officers) in the business registration filings they provided to the SOS that they did not include in their provider enrollment disclosures. <p>These providers received \$340,000 in CHIP payments and \$9.2 million in Medicaid payments during the audit period.</p> <p>When providers do not accurately disclose all individuals that have an ownership, or control interest or who is an agent or managing employee of the entity,⁴⁸ required screenings, such as credential verifications, background checks, and searches of federal and state penalty databases cannot be performed. This increases the risk that ineligible providers could be enrolled in the CHIP and Medicaid program.</p> <p>According to Department management, the State's provider enrollment system, NCTracks,³⁸ has been designed to make providers aware of all disclosures that are required under the federal regulations,⁴⁸ however it is up to the provider to disclose any information that is relevant to them. Because there is no specific federal regulation that requires the Department to verify the accuracy of the ownership, control interest, agent or managing employee disclosures, they have not developed any procedures to verify this information.</p> <p>Federal regulations⁴⁹ require the State Medicaid agency (Department) to terminate the provider's enrollment or deny enrollment of the provider if the provider or a person with an ownership or control interest or who is an agent or managing employee of the provider fails to submit timely or accurate information. And while not required, the Centers for Medicare & Medicaid Services (CMS) recommends⁵⁰ as a best practice; screening the information disclosed by an organizational provider under 42 CFR 455.104 against any data available from state business licensure boards.</p> <p>In addition, federal regulations⁵¹ require the Department to "establish and maintain effective internal control over the federal award that provides reasonable assurance that the Department is managing the program in compliance with federal statutes, regulations, and the terms and conditions of</p>

⁴⁸ 42 CFR 455.104(b)⁴⁹ 42 CFR 455.416(d)⁵⁰ Medicaid Provider Enrollment Compendium - policy manual that contains sub regulatory guidance and clarifications regarding how state Medicaid agencies are expected to comply with 42 CFR 455 Subpart B "Disclosure of information by Providers and Fiscal agents," and Subpart E "Provider Screening and Enrollment."⁵¹ 2 CFR 200.303 - Internal Controls

93.767 CHILDREN'S HEALTH INSURANCE PROGRAM (continued)**III. Federal Award Findings and Questioned Costs**

U.S. Department of Health and Human Services

N.C. Department of Health and Human Services

For the Fiscal Year Ended June 30, 2020

Type of Finding/ Questioned Costs	Findings and Recommendations
	<p>the federal award" and using the Secretary of State's Business Registration Database to determine if a provider failed to include anyone with an ownership or control interest or who is an agent or managing employee of the entity in their enrollment disclosures, would be an effective internal control over compliance.</p> <p><i>Federal Award Information:</i> Federal Awarding Agency: U.S. Department of Health and Human Services; CFDA Number (title): 93.767 (Children's Health Insurance Program); Federal Award Identification Numbers (award periods): 1905NC5021 (October 1, 2018 – September 30, 2019) and 2005NC5021 (October 1, 2019 – September 30, 2020).</p> <p><i>Federal Award Information:</i> Federal Awarding Agency: U.S. Department of Health and Human Services; CFDA Number (title): 93.778 (Medical Assistance Program (Medicaid; Title XIX)); Federal Award Identification Numbers (award periods): 1905NC5MAP (October 1, 2018 to September 30, 2019) and 2005NC5MAP (October 1, 2019 – September 30, 2020).</p> <p><i>Recommendation:</i> Department management should develop procedures to verify the accuracy of the ownership, control interest, agent or managing employee disclosures made by the provider during the enrollment process, such as using the data available in the North Carolina Secretary of State's Business Registration Database.</p> <p><i>Views of Responsible Officials of the Auditee:</i> The Department agrees with the finding. While verification of ownership and control information is not required by CMS and any such omitted disclosure does not indicate an ineligible provider, the Department acknowledges that when the information is available to the Department, attempting such verification is a best practice and viable method of strengthening the integrity of the Medicaid program. The Department will evaluate the methods and information available to verify the accuracy of ownership and control information submitted by providers and implement appropriate policies and procedures to adequately screen providers in accordance with federal regulations.</p>

93.778 MEDICAL ASSISTANCE PROGRAM**III. Federal Award Findings and Questioned Costs**

U.S. Department of Health and Human Services

N.C. Department of Health and Human Services

For the Fiscal Year Ended June 30, 2020

	Type of Finding/ Questioned Costs	Findings and Recommendations
2020-037	<p><u>Activities Allowed or Unallowed:</u></p> <p>Significant Deficiency</p> <p><u>Allowable Costs/ Cost Principles:</u></p> <p>Significant Deficiency</p> <p><u>Eligibility:</u></p> <p>Significant Deficiency</p> <p>Questioned Cost Finding</p> <p>\$40</p>	<p><u>Errors in Medicaid Provider Billing and Payment Process</u></p> <p>The North Carolina Department of Health and Human Services (Department) made overpayments to Medicaid providers during state fiscal year 2020. During that period, the Department processed more than 125 million payments for fee-for-service claims totaling \$8.95 billion.</p> <p>Auditors reviewed the medical documentation for a sample of 124 fee-for-service claims totaling approximately \$33,536 and identified 2 (1.6%) claims that contained errors. Specifically:</p> <ul style="list-style-type: none"> • 1 (0.8%) claim contained medical coding errors which impacted the payment calculation. • 1 (0.8%) claim lacked documentation to support the services rendered by the provider. <p>In addition, auditors recalculated the payment amount for a sample of 60 fee-for-service claims totaling approximately \$8,596 and identified one (1.7%) claim that was reimbursed at the incorrect rate.</p> <p>Even though the tests identified only \$55 in overpayments (federal share \$40), if tests were extended to the entire population, questioned costs could be greater than \$25,000⁵².</p> <p>As a result, there is an increased cost to the Medicaid Program for both the State and Federal government. The program is jointly financed by these two governments, and is administered by the State. Additionally, the overpaid funds could have been used to provide other services.</p> <p>According to the Department, the documentation and coding errors were due to clerical errors and inadequate documentation being kept by the health care providers.</p> <p>The other error occurred because of General Dynamics Information Technology (GDIT)⁵³ misunderstanding of the Division of Health Benefits⁵⁴ (DHB) instructions for reprocessing claims during the Coronavirus healthcare pandemic.</p>

⁵² 2 CFR 200.516(a)(3) requires auditors to report known questioned costs when likely questioned costs are greater than \$25,000 for a type of compliance requirement for a major program.

⁵³ GDIT is the State's Medicaid claims processing contractor.

⁵⁴ The Division of Health Benefits is the Division within the Department that is responsible for administering the Medicaid Program.

93.778 MEDICAL ASSISTANCE PROGRAM (continued)**III. Federal Award Findings and Questioned Costs**

U.S. Department of Health and Human Services

N.C. Department of Health and Human Services

For the Fiscal Year Ended June 30, 2020

Type of Finding/ Questioned Costs	Findings and Recommendations
	<p>Federal regulations⁵⁵ require costs to be adequately documented; authorized; necessary and reasonable; and be consistent with program regulations that apply to the federal award. Additionally, providers sign an agreement⁵⁶ that requires them to maintain records disclosing the extent of services furnished to recipients and, on request, furnish the records to the Department.</p> <p>This finding was previously reported in the 2019 Statewide Single Audit as finding number 2019-058.</p> <p><i>Federal Award Information:</i> Federal Awarding Agency: U.S. Department of Health and Human Services; CFDA Number (title): 93.778 (Medical Assistance Program (Medicaid; Title XIX)); Federal Award Identification Number (award period): 2005NC5MAP (October 1, 2019 – September 30, 2020).</p> <p><i>Recommendation:</i> Department management should analyze each error and take immediate and appropriate corrective action including, but not limited to, education of providers and on-site or focused reviews.</p> <p>In addition, Department management should follow up with GDIT to determine if there are other claims that were not reprocessed correctly. Any identified overpaid claims should be followed-up for timely and appropriate collection.</p> <p><i>Views of Responsible Officials of the Auditee:</i> The Department agrees with this finding. The Department is dedicated to claims payment accuracy and continues to work with providers to minimize errors in the claims payment process. The Department is pleased that the error rates noted in the report are well below the Centers for Medicare and Medicaid Services Payment Error Rate Measurement (PERM) error rate goal for NC of 3.2%. The Department will analyze each error and take immediate and appropriate corrective action, including recouping any overpayments identified as questioned costs, emphasizing provider education where necessary and following up with the fiscal agent to clarify and correct any claims reprocessing issues.</p>
2020-038	<p><u>Special Tests and Provisions:</u></p> <p>Significant Deficiency</p> <p><u>Lack of Quality Assurance Procedures Increased Risk of Undetected Errors</u></p> <p>The North Carolina Department of Health and Human Services (Department) does not have written monitoring procedures in place for some contractors who help ensure that Medicaid services, products and procedures are medically necessary.</p>

⁵⁵ 2 CFR 200.403⁵⁶ In accordance with 42 CFR 431.107

93.778 MEDICAL ASSISTANCE PROGRAM (continued)**III. Federal Award Findings and Questioned Costs**

U.S. Department of Health and Human Services

N.C. Department of Health and Human Services

For the Fiscal Year Ended June 30, 2020

Type of Finding/ Questioned Costs	Findings and Recommendations
	<p>There are five contractors who help ensure that Medicaid services, products, and procedures provided to recipients are medically necessary. Auditors found that the Department does not have written quality assurance monitoring procedures for two of those contractors.</p> <p>Because the Department did not have written monitoring procedures in place for these contractors, they cannot ensure that prior approval requests are accurately approved or denied which increases the risk that errors (i.e. services rendered that would have been denied) could have occurred and remained undetected. During the audit period these two contractors processed approximately \$150.3 million in Medicaid claims for services that required a prior approval.</p> <p>According to Department management, they were in the process of completing the monitoring plans, however they had to reallocate resources to meet the demands placed on the Division of Health Benefits⁵⁴ caused by the Coronavirus healthcare pandemic.</p> <p>In accordance with Session Law 2010-194, the NC Department of Administration has established rules and regulations which specify the manner in which State agencies shall monitor and enforce the terms of contracts. The State's Contract and Procurement Office's Contract Administration Guide includes a Contract Monitoring Checklist which states that it is the responsibility of each agency to ensure all contractual obligations are met and that contract monitoring is documented which includes having written documented contract monitoring procedures and methodology.⁵⁷</p> <p>Furthermore, federal regulations⁵⁸ require the Department to "establish and maintain effective internal control over the federal award that provides reasonable assurance that the Department is managing the program in compliance with federal statutes, regulations, and the terms and conditions of the federal award." Establishing written quality assurance monitoring procedures would be an effective control over compliance.</p> <p>This finding was previously reported in the 2019 Statewide Single Audit as finding number 2019-060.</p> <p><i>Federal Award Information:</i> Federal Awarding Agency: U.S. Department of Health and Human Services; CFDA Number (title): 93.778 (Medical Assistance Program (Medicaid; Title XIX)); Federal Award Identification Numbers (award</p>

⁵⁷ <https://files.nc.gov/ncdoa/pandc/Documents/Contract-Administration-and-Monitoring-Guide/Contract-Administration-Guide.pdf>

⁵⁸ 2 CFR 200.303 - Internal controls

93.778 MEDICAL ASSISTANCE PROGRAM (continued)**III. Federal Award Findings and Questioned Costs**

U.S. Department of Health and Human Services

N.C. Department of Health and Human Services

For the Fiscal Year Ended June 30, 2020

Type of Finding/ Questioned Costs	Findings and Recommendations
	<p>periods): 1905NC5MAP (October 1, 2018 – September 30, 2019) and 2005NC5MAP (October 1, 2019 – September 30, 2020).</p> <p><i>Recommendation:</i> Department management should prioritize developing written quality assurance monitoring procedures for all contractors who help ensure that Medicaid services, products and procedures are medically necessary.</p> <p>In addition, Department management should establish a contingency plan to ensure continuity of operations when unforeseen events occur.</p> <p><i>Views of Responsible Officials of the Auditee:</i> The Department agrees with this finding. During State Fiscal Year (SFY) 2020, the Department was engaged in an effort to enhance the documentation of the monitoring procedures for contracted vendors which provide prior approval of Medicaid services. While documentation of the monitoring plans for the two vendors noted in the audit was not completed by June 30, 2020, documentation for one of the vendors was completed and implemented in July 2020. Due to the suspension of prior approvals during the public health emergency that began in March 2020, completion of the remaining monitoring plan is delayed and is currently targeted for August 2021, pending adjustments to the public health emergency period. Despite the lack of formal documented procedures, monitoring activities for the two vendors were conducted during the state fiscal year. While it is not certain that lack of documentation had an impact on funds paid for prior authorized services, the updated monitoring plans will ensure the vendors are reviewing and approving prior authorizations in accordance with the Department's requirements when prior approvals are reinstated.</p>
2020-039	<p data-bbox="326 1409 516 1461"><u>Special Tests and Provisions:</u></p> <p data-bbox="358 1497 472 1549">Significant Deficiency</p> <p data-bbox="553 1409 1481 1434"><u>Deficiencies in the CHIP and Medicaid Provider Enrollment and Termination Process</u></p> <p data-bbox="553 1472 1481 1650">The North Carolina Department of Health and Human Services' (Department) contracted agent did not properly screen and enroll Children's Health Insurance Program (CHIP) and Medicaid providers. The Department paid approximately \$12.1 billion in Medicaid funds and \$631.8 million in CHIP funds to 19,094 providers during the fiscal year ended June 30, 2020. See finding 2020-035 for a description.</p>
2020-040	<p data-bbox="326 1680 516 1732"><u>Special Tests and Provisions:</u></p> <p data-bbox="358 1749 472 1801">Significant Deficiency</p> <p data-bbox="553 1680 1463 1705"><u>CHIP and Medicaid Provider Enrollment Screening Process Needs Improvement</u></p> <p data-bbox="553 1743 1481 1887">The North Carolina Department of Health and Human Services (Department) does not have procedures in place to verify the accuracy of some of the disclosures made by providers during the Children's Health Insurance Program (CHIP) and Medicaid enrollment screening process. See finding 2020-036 for a description.</p>

Summary of Findings and Questioned Costs

**Summary of Findings and Questioned Costs
By Federal Agency**

For the Fiscal Year Ended June 30, 2020

Federal Agency	CFDA	Finding Number	Finding	Questioned Costs
U.S. Department of Justice:	16.575	2020-001	Inadequate Subrecipient Monitoring	\$ 2,098
			Total Federal Agency	2,098
U.S. Department of Education:	84.007	2020-002	Information Security Program Does Not Meet Minimum Federal Requirements	-
		2020-003	Untimely Return of Title IV Funds	-
		2020-004	Deficiencies in Cash Management	-
		2020-005	Errors in Return of Title IV Funds	-
		2020-006	Information Security Program Does Not Meet Minimum Federal Requirements	-
				-
	84.010	2020-007	Funds Reserved for School Improvement Activities Used Elsewhere	1,839,895
		2020-008	Inadequate Award Communication	-
				1,839,895
	84.027	2020-009	Unallowable Award Liquidation	7,259,896
		2020-010	Inadequate Award Communication	-
				7,259,896
	84.033	2020-011	Information Security Program Does Not Meet Minimum Federal Requirements	-
		2020-012	Deficiencies in Cash Management	-
		2020-013	Information Security Program Does Not Meet Minimum Federal Requirements	-
				-
	84.048	2020-014	Inadequate Award Communication	-
				-
	84.063	2020-015	Deficiencies in Transfer Monitoring	-
		2020-016	Enrollment Status Reporting Errors	-
		2020-017	Information Security Program Does Not Meet Minimum Federal Requirements	-
		2020-018	Enrollment Status Reporting Errors	-
		2020-019	Untimely Return of Title IV Funds	-
		2020-020	Deficiencies in Cash Management	-
		2020-021	Enrollment Status Reporting Errors	-
		2020-022	Errors in Return of Title IV Funds	-
		2020-023	Information Security Program Does Not Meet Minimum Federal Requirements	-
				-
	84.173	2020-024	Inadequate Award Communication	-
				-
	84.268	2020-025	Enrollment Status Reporting Errors	-
		2020-026	Information Security Program Does Not Meet Minimum Federal Requirements	-
		2020-027	Enrollment Status Reporting Errors	-
		2020-028	Untimely Return of Title IV Funds	-

**Summary of Findings and Questioned Costs
By Federal Agency**

For the Fiscal Year Ended June 30, 2020

Federal Agency	CFDA	Finding Number	Finding	Questioned Costs
U.S. Department of Education: (continued)		2020-029	Deficiencies in Cash Management	-
				-
	84.287	2020-030	Inadequate Award Communication	-
				-
	84.379	2020-031	Information Security Program Does Not Meet Minimum Federal Requirements	-
		2020-032	Deficiencies in Cash Management	-
				-
Total Federal Agency				9,099,791
U.S. Department of Health and Human Services:	93.556	2020-033	Inadequate Monitoring of Program Expenditures	-
				-
	93.659	2020-034	Deficiencies in the Adoption Assistance Title IV-E Eligibility Determination Process	5,338
				5,338
	93.767	2020-035	Deficiencies in the CHIP and Medicaid Provider Enrollment and Termination Process	-
		2020-036	CHIP and Medicaid Provider Enrollment Screening Process Needs Improvement	-
				-
	93.778	2020-037	Errors in Medicaid Provider Billing and Payment Process	40
		2020-038	Lack of Quality Assurance Procedures Increased Risk of Undetected Errors	-
		2020-039	Deficiencies in the CHIP and Medicaid Provider Enrollment and Termination Process	-
		2020-040	CHIP and Medicaid Provider Enrollment Screening Process Needs Improvement	-
				-
				40
Total Federal Agency				5,378
Total Questioned Costs				<u>\$ 9,107,267</u>

**Summary of Findings and Questioned Costs
By State Agency**

For the Fiscal Year Ended June 30, 2020

State Agency		Finding Numbers	Questioned Costs
Cleveland Community College:	1 Deficiencies in Transfer Monitoring	2020-015	\$ -
		Total State Agency	-
Elizabeth City State University:	2 Information Security Program Does Not Meet Minimum Federal Requirements	2020-002, 2020-011, 2020-017, 2020-026, 2020-031	-
	3 Enrollment Status Reporting Errors	2020-016, 2020-025	-
		Total State Agency	-
Fayetteville State University:	4 Untimely Return of Title IV Funds	2020-003, 2020-019, 2020-028	-
	5 Enrollment Status Reporting Errors	2020-018, 2020-027	-
		Total State Agency	-
Health and Human Services:	6 Inadequate Monitoring of Program Expenditures	2020-033	-
	7 Deficiencies in the Adoption Assistance Title IV-E Eligibility Determination Process	2020-034	5,338
	8 Deficiencies in the CHIP and Medicaid Provider Enrollment and Termination Process	2020-035, 2020-039	-
	9 CHIP and Medicaid Provider Enrollment Screening Process Needs Improvement	2020-036, 2020-040	-
	10 Errors in Medicaid Provider Billing and Payment Process	2020-037	40
	11 Lack of Quality Assurance Procedures Increased Risk of Undetected Errors	2020-038	-
		Total State Agency	5,378
North Carolina Agriculture and Technical State University:	12 Deficiencies in Cash Management	2020-004, 2020-012, 2020-020, 2020-029, 2020-032	-
		Total State Agency	-
Public Instruction:	13 Funds Reserved for School Improvement Activities Used Elsewhere	2020-007	1,839,895

**Summary of Findings and Questioned Costs
By State Agency**

For the Fiscal Year Ended June 30, 2020

State Agency		Finding Numbers	Questioned Costs
Public Instruction: (continued)	14 Inadequate Award Communication	2020-008, 2020-010, 2020-014, 2020-024, 2020-030	-
	15 Unallowable Award Liquidation	2020-009	7,259,896
		Total State Agency	9,099,791
Public Safety:	16 Inadequate Subrecipient Monitoring	2020-001	2,098
		Total State Agency	2,098
Roanoke-Chowan Community College:	17 Errors in Return of Title IV Funds	2020-005, 2020-022	-
	18 Information Security Program Does Not Meet Minimum Federal Requirements	2020-006, 2020-013, 2020-023	-
	19 Enrollment Status Reporting Errors	2020-021	-
		Total State Agency	-
Total Questioned Costs			\$ 9,107,267

AUDITEE'S SECTION

**Schedule of Expenditures of Federal Awards
For the Year Ended June 30, 2020**

**Prepared by
Office of the State Controller**

SCHEDULE OF EXPENDITURES OF FEDERAL AWARDS (SUMMARY)

For the Fiscal Year Ended June 30, 2020

Federal				
CFDA	Program	Subrecipient		
Number	Expenditures	Expenditures	CFDA Program Title or Cluster Title	
AGEC	\$ 42,800,605	\$ 38,075,073	Aging Cluster	
CCDF	450,545,999	41,121,074	CCDF Cluster	
CDBG	57,715		CDBG - Entitlement Grants Cluster	
CHNC	589,584,748	588,937,815	Child Nutrition Cluster	
CWSR	28,676,000	27,475,944	Clean Water State Revolving Fund Cluster	
DISI	53,357,645		Disability Insurance/SSI Cluster	
DWSR	22,697,005	16,722,515	Drinking Water State Revolving Fund Cluster	
EFAC	40,491,652	39,197,946	Food Distribution Cluster	
EMPS	29,801,435		Employment Service Cluster	
F&WC	36,018,450	981,697	Fish and Wildlife Cluster	
FEDT	6,034,373	6,024,659	Federal Transit Cluster	
FGSC	663,417		Foster Grandparent/Senior Companion Cluster	
HCCL	3,626,643	2,729,703	Health Center Program Cluster	
HEAD	164,396		Head Start Cluster	
HPCC	1,522,947,653	63,012,653	Highway Planning and Construction Cluster	
HVCL	4,732,017	4,220,974	Housing Voucher Cluster	
HWSC	14,555,849	3,379,412	Highway Safety Cluster	
MEDC	11,078,271,991	253,899,831	Medicaid Cluster	
RD	932,664,071	167,330,332	Research and Development Cluster	
SFAC	2,070,218,226		Student Financial Assistance Programs Cluster	
SNAP	2,293,510,184	103,368,103	SNAP Cluster	
SPED	358,615,582	339,139,419	Special Education Cluster (IDEA)	
TRIO	21,217,144		TRIO Cluster	
TSPC	3,172,264	3,126,819	Transit Services Programs Cluster	
WIOA	99,260,460	72,919,759	WIOA Cluster	
10.001	108,251		Agricultural Research Basic and Applied Research	
10.025	2,485,867		Plant and Animal Disease, Pest Control, and Animal Care	
10.153	15,000		Market News	
10.163	274,018	165,097	Market Protection and Promotion	
10.170	1,106,683	1,077,559	Specialty Crop Block Grant Program - Farm Bill	
10.178	51,498,126	50,906,577	Trade Mitigation Program Eligible Recipient Agency Operational Funds	
10.200	1,498		Grants for Agricultural Research, Special Research Grants	
10.202	1,084,175		Cooperative Forestry Research	
10.203	8,541,738		Payments to Agricultural Experiment Stations Under the Hatch Act	
10.206	3,194,334	3,364	Grants for Agricultural Research Competitive Research Grants	
10.207	134,459		Animal Health and Disease Research	
10.210	136,704		Higher Education – Graduate Fellowships Grant Program	
10.215	120,698	4,787	Sustainable Agriculture Research and Education	
10.216	354,495	31,900	1890 Institution Capacity Building Grants	
10.217	57,412		Higher Education - Institution Challenge Grants Program	
10.220	1,188		Higher Education - Multicultural Scholars Grant Program	
10.226	22,377		Secondary and Two-Year Postsecondary Agriculture Education Challenge Grants	
10.250	133,916		Agricultural and Rural Economic Research, Cooperative Agreements and Collaborations	
10.290	37,348		Agricultural Market and Economic Research	
10.304	61,351		Homeland Security Agricultural	
10.310	301,936		Agriculture and Food Research Initiative (AFRI)	
10.311	208,248		Beginning Farmer and Rancher Development Program	
10.319	26,196		Farm Business Management and Benchmarking Competitive Grants Program	
10.328	62,946		National Food Safety Training, Education, Extension, Outreach, and Technical Assistance Competitive Grants Program	
10.329	1,185,674	189,836	Crop Protection and Pest Management Competitive Grants Program	
10.351	(88)		Rural Business Development Grant	
10.435	100,184		State Mediation Grants	
10.443	46,568	9,900	Outreach and Assistance for Socially Disadvantaged and Veteran Farmers and Ranchers	
10.475	4,250,860		Cooperative Agreements with States for Intrastate Meat and Poultry Inspection	
10.479	51,999		Food Safety Cooperative Agreements	
10.500	21,224,488	143,055	Cooperative Extension Service	
10.515	8,519		Renewable Resources Extension Act and National Focus Fund Projects	
10.541	53,730		Child Nutrition-Technology Innovation Grant	
10.557	158,921,214	46,491,102	WIC Special Supplemental Nutrition Program for Women, Infants, and Children	
10.558	94,070,585	92,891,924	Child and Adult Care Food Program	
10.560	10,509,599		State Administrative Expenses for Child Nutrition	
10.572	124,014		WIC Farmers' Market Nutrition Program (FMNP)	
10.576	71,161		Senior Farmers Market Nutrition Program	
10.579	803,912	803,912	Child Nutrition Discretionary Grants Limited Availability	
10.582	3,887,867		Fresh Fruit and Vegetable Program	

SCHEDULE OF EXPENDITURES OF FEDERAL AWARDS (SUMMARY)

For the Fiscal Year Ended June 30, 2020

Federal			
CFDA	Program	Subrecipient	
Number	Expenditures	Expenditures	CFDA Program Title or Cluster Title
10.614	7,042		Scientific Cooperation Exchange Program with China
10.652	518,306		Forestry Research
10.664	4,233,282	519,377	Cooperative Forestry Assistance
10.674	188,567		Wood Utilization Assistance
10.675	4,963		Urban and Community Forestry Program
10.676	30,979		Forest Legacy Program
10.678	29,108		Forest Stewardship Program
10.680	465,935		Forest Health Protection
10.683	103,466	42,655	National Fish and Wildlife Foundation
10.684	36,292		International Forestry Programs
10.691	4,107		Good Neighbor Authority
10.699	291,301		Partnership Agreements
10.707	60,171		Research Joint Venture and Cost Reimbursable Agreements
10.762	4,169		Solid Waste Management Grants
10.771	36,644	14,955	Rural Cooperative Development Grants
10.855	327,950		Distance Learning and Telemedicine Loans and Grants
10.902	550,218		Soil and Water Conservation
10.912	175,276	71,135	Environmental Quality Incentives Program
10.960	1,973		Technical Agricultural Assistance
10.962	338,175		Cochran Fellowship Program-International Training-Foreign Participant
10.U01	964,567		U. S. Department of Agriculture
10.U02	46,162		U. S. Department of Agriculture
10.U03	6,739		U. S. Department of Agriculture
10.U04	20,000		U. S. Department of Agriculture
11.012	34,753		Integrated Ocean Observing System (IOOS)
11.020	320,767		Cluster Grants
11.303	235,139		Economic Development Technical Assistance
11.313	2,352		Trade Adjustment Assistance for Firms
11.407	56,570		Interjurisdictional Fisheries Act of 1986
11.417	758,724	399,422	Sea Grant Support
11.419	2,620,544		Coastal Zone Management Administration Awards
11.420	666,913		Coastal Zone Management Estuarine Research Reserves
11.431	119,325	8,016	Climate and Atmospheric Research
11.435	202,020		Southeast Area Monitoring and Assessment Program
11.439	94,834		Marine Mammal Data Program
11.459	37,130		Weather and Air Quality Research
11.468	200,985		Applied Meteorological Research
11.472	33,277		Unallied Science Program
11.474	221,977	8,048	Atlantic Coastal Fisheries Cooperative Management Act
11.478	9,202		Center for Sponsored Coastal Ocean Research Coastal Ocean Program
11.549	435,746		State and Local Implementation Grant Program
11.609	117,836		Measurement and Engineering Research and Standards
11.611	3,802,584	849,166	Manufacturing Extension Partnership
11.619	10,267		Arrangements for Interdisciplinary Research Infrastructure
11.U01	13,404		U. S. Department of Commerce
12.002	628,797		Procurement Technical Assistance For Business Firms
12.300	1,589,853	12,671	Basic and Applied Scientific Research
12.357	154,453		ROTC Language and Culture Training Grants
12.400	441,454		Military Construction, National Guard
12.401	32,047,377		National Guard Military Operations and Maintenance (O&M) Projects
12.404	6,829,076		National Guard ChalleNGe Program
12.420	718,995	58,476	Military Medical Research and Development
12.431	1,442,634	93,011	Basic Scientific Research
12.556	5,281		Competitive Grants: Promoting K-12 Student Achievement at Military-Connected Schools
12.598	271,911	69,017	Centers for Academic Excellence
12.617	1,372,889	146,791	Economic Adjustment Assistance for State Governments
12.630	927,869	393,354	Basic, Applied, and Advanced Research in Science and Engineering
12.740	524,530		Past Conflict Accounting
12.800	308,832		Air Force Defense Research Sciences Program
12.900	159,757		Language Grant Program
12.902	281,330	18,394	Information Security Grants
12.903	64,483		GenCyber Grants Program
12.910	11,336		Research and Technology Development
12.U01	1,317,423		U. S. Department of Defense
12.U02	1,210		U. S. Department of Defense
12.U03	14,732		U. S. Department of Defense

SCHEDULE OF EXPENDITURES OF FEDERAL AWARDS (SUMMARY)

For the Fiscal Year Ended June 30, 2020

Federal			
CFDA	Program	Subrecipient	
Number	Expenditures	Expenditures	CFDA Program Title or Cluster Title
12.U04	34,755		U. S. Department of Defense
12.U05	574		U. S. Department of Defense
12.U06	279,237		U. S. Department of Defense
12.U07	27,912		U. S. Department of Defense
12.U08	19,779		U. S. Department of Defense
12.U09	86		U. S. Department of Defense
12.U10	62,310		U. S. Department of Defense
12.U11	32,791		U. S. Department of Defense
12.U12	3,383		U. S. Department of Defense
12.U13	5,400		U. S. Department of Defense
12.U14	8,381		U. S. Department of Defense
12.U15	86,185		U. S. Department of Defense
12.U16	56,946		U. S. Department of Defense
12.U17	197,418		U. S. Department of Defense
12.U18	44,543		U. S. Department of Defense
12.U19	27,761		U. S. Department of Defense
12.U20	22,262		U. S. Department of Defense
12.U21	18,003		U. S. Department of Defense
12.U22	2,739		U. S. Department of Defense
12.U23	19,295		U. S. Department of Defense
12.U24	18,383		U. S. Department of Defense
12.U25	14,100		U. S. Department of Defense
12.U26	7,842		U. S. Department of Defense
12.U27	13,444		U. S. Department of Defense
12.U28	2,034		U. S. Department of Defense
12.U29	4,999		U. S. Department of Defense
14.171	98,124		Manufactured Home Dispute Resolution
14.228	92,529,559	49,446,828	Community Development Block Grants/State's program and Non-Entitlement Grants in Hawaii
14.231	5,175,603	4,853,639	Emergency Solutions Grant Program
14.241	1,864,409	460,383	Housing Opportunities for Persons with AIDS
14.401	113,035		Fair Housing Assistance Program State and Local
15.424	10,185		Marine Minerals Activities
15.506	62,179	33,773	Water Desalination Research and Development
15.608	254,865		Fish and Wildlife Management Assistance
15.614	2,464,436		Coastal Wetlands Planning, Protection and Restoration
15.615	316,448	40,105	Cooperative Endangered Species Conservation Fund
15.616	183,255	147,507	Clean Vessel Act
15.622	132,995		Sportfishing and Boating Safety Act
15.630	46,329		Coastal
15.631	7,955		Partners for Fish and Wildlife
15.634	1,610,993	134,265	State Wildlife Grants
15.650	23,272		Research Grants (Generic)
15.657	100,544	45,609	Endangered Species Recovery Implementation
15.664	13,157		Fish and Wildlife Coordination and Assistance
15.669	23,103		Cooperative Landscape Conservation
15.670	20,478		Adaptive Science
15.674	1,862		National Fire Plan-Wildland Urban Interface Community Fire Assistance
15.678	38,497		Cooperative Ecosystem Studies Units
15.808	394,918		U.S. Geological Survey Research and Data Collection
15.810	163,413		National Cooperative Geologic Mapping
15.815	3,217		National Land Remote Sensing Education Outreach and Research
15.820	27,373		National and Regional Climate Adaptation Science Centers
15.904	944,494	95,100	Historic Preservation Fund Grants-In-Aid
15.916	3,600,899		Outdoor Recreation Acquisition, Development and Planning
15.923	6,766		National Center for Preservation Technology and Training
15.926	118,215		American Battlefield Protection
15.931	5,367		Conservation Activities by Youth Service Organizations
15.945	294,556	9,932	Cooperative Research and Training Programs – Resources of the National Park System
15.957	30,301		Emergency Supplemental Historic Preservation Fund
15.U01	37,221		U. S. Department of the Interior
15.U02	13,092		U. S. Department of the Interior
16.017	743,818	743,818	Sexual Assault Services Formula Program
16.034	4,912		Coronavirus Emergency Supplemental Funding Program
16.525	289,513	28,988	Grants to Reduce Domestic Violence, Dating Violence, Sexual Assault, and Stalking on Campus
16.540	592,724	311,253	Juvenile Justice and Delinquency Prevention
16.543	364,186		Missing Children's Assistance

SCHEDULE OF EXPENDITURES OF FEDERAL AWARDS (SUMMARY)

For the Fiscal Year Ended June 30, 2020

Federal			
CFDA	Program	Subrecipient	
Number	Expenditures	Expenditures	CFDA Program Title or Cluster Title
16.550	11,583		State Justice Statistics Program for Statistical Analysis Centers
16.554	273,838		National Criminal History Improvement Program (NCHIP)
16.560	293,808		National Institute of Justice Research, Evaluation, and Development Project Grants
16.562	41,298		Criminal Justice Research and Development Graduate Research Fellowships
16.575	70,888,234	51,734,807	Crime Victim Assistance
16.576	2,692,291	2,501,094	Crime Victim Compensation
16.585	115,796		Drug Court Discretionary Grant Program
16.588	4,378,924	3,097,102	Violence Against Women Formula Grants
16.590	449,894		Grants to Encourage Arrest Policies and Enforcement of Protection Orders Program
16.593	171,092		Residential Substance Abuse Treatment for State Prisoners
16.606	7,001,603		State Criminal Alien Assistance Program
16.710	466,710		Public Safety Partnership and Community Policing Grants
16.726	46,638		Juvenile Mentoring Program
16.738	4,426,563	2,899,936	Edward Byrne Memorial Justice Assistance Grant Program
16.741	1,333,747		DNA Backlog Reduction Program
16.742	559,829		Paul Coverdell Forensic Sciences Improvement Grant Program
16.745	21,569		Criminal and Juvenile Justice and Mental Health Collaboration Program
16.750	298,741		Support for Adam Walsh Act Implementation Grant Program
16.751	71,766		Edward Byrne Memorial Competitive Grant Program
16.752	293,462		Economic, High-Tech, and Cyber Crime Prevention
16.756	33,475		Court Appointed Special Advocates
16.812	247,883		Second Chance Act Reentry Initiative
16.816	54,492	54,492	John R. Justice Prosecutors and Defenders Incentive Act
16.820	279,668		Postconviction Testing of DNA Evidence
16.827	376,887		Justice Reinvestment Initiative
16.830	104,299		Girls in the Juvenile Justice System
16.833	135,474		National Sexual Assault Kit Initiative
16.836	259,269		Indigent Defense
16.838	27,817		Comprehensive Opioid, Stimulant, and Substance Abuse Program
16.839	3,195		STOP School Violence
16.922	2,422,085		Equitable Sharing Program
16.U01	85,761	78,976	U. S. Department of Justice
17.002	1,599,424		Labor Force Statistics
17.005	168,176		Compensation and Working Conditions
17.201	647,735	280,300	Registered Apprenticeship
17.225	5,472,702,175		Unemployment Insurance
17.235	1,874,033	1,823,220	Senior Community Service Employment Program
17.245	2,508,132		Trade Adjustment Assistance
17.261	138,880		WIOA Pilots, Demonstrations, and Research Projects
17.265	345,695	86,887	Native American Employment and Training
17.268	2,480,013	970,747	H-1B Job Training Grants
17.271	593,913		Work Opportunity Tax Credit Program (WOTC)
17.273	493,491		Temporary Labor Certification for Foreign Workers
17.274	335,262		YouthBuild
17.277	5,131,441	5,067,479	WIOA National Dislocated Worker Grants / WIA National Emergency Grants
17.281	2,825,471		WIOA Dislocated Worker National Reserve Technical Assistance and Training
17.283	27,144		Workforce Innovation Fund
17.285	687,337	541,203	Apprenticeship USA Grants
17.502	46,875	34,985	Occupational Safety and Health Susan Harwood Training Grants
17.503	5,614,234		Occupational Safety and Health State Program
17.504	1,533,899		Consultation Agreements
17.600	125,783		Mine Health and Safety Grants
17.U01	14,574		U. S. Department of Labor
17.U02	4,767		U. S. Department of Labor
19.009	150,411		Academic Exchange Programs - Undergraduate Programs
19.040	1,079		Public Diplomacy Programs
19.400	41,482		Academic Exchange Programs - Graduate Students
19.408	179,321		Academic Exchange Programs - Teachers
19.901	284		Export Control and Related Border Security
19.U01	96,221		U. S. Department of State
19.U02	90,913		U. S. Department of State
19.U03	12,562		U. S. Department of State
19.U04	2,389		U. S. Department of State
20.106	33,854,519	33,604,185	Airport Improvement Program
20.200	277,435	(1,391)	Highway Research and Development Program
20.215	247,521		Highway Training and Education

SCHEDULE OF EXPENDITURES OF FEDERAL AWARDS (SUMMARY)

For the Fiscal Year Ended June 30, 2020

Federal			
CFDA	Program	Subrecipient	
Number	Expenditures	Expenditures	CFDA Program Title or Cluster Title
20.218	10,457,452		Motor Carrier Safety Assistance
20.232	41,589		Commercial Driver's License Program Implementation Grant
20.233	25,596		Border Enforcement Grants
20.237	738,701		Motor Carrier Safety Assistance High Priority Activities Grants and Cooperative Agreements
20.301	6,929		Railroad Safety
20.314	160,537		Railroad Development
20.319	1,170,442		High-Speed Rail Corridors and Intercity Passenger Rail Service – Capital Assistance Grants
20.325	3,602		Consolidated Rail Infrastructure and Safety Improvements
20.505	1,585,004	1,515,937	Metropolitan Transportation Planning and State and Non-Metropolitan Planning and Research
20.509	25,433,453	23,353,459	Formula Grants for Rural Areas and Tribal Transit Program
20.527	2,292	2,292	Public Transportation Emergency Relief Program
20.528	442,939		Rail Fixed Guideway Public Transportation System State Safety Oversight Formula Grant Program
20.614	151,688		National Highway Traffic Safety Administration (NHTSA) Discretionary Safety Grants and Cooperative Agreements
20.700	680,822		Pipeline Safety Program State Base Grant
20.701	1,231,056	815,267	University Transportation Centers Program
20.703	869,866	639,305	Interagency Hazardous Materials Public Sector Training and Planning Grants
20.933	4,067,183	635,025	National Infrastructure Investments
20.U01	47,043		U. S. Department of Transportation
20.U02	7,703	6,114	U. S. Department of Transportation
20.U03	201,202		U. S. Department of Transportation
20.U04	2,877	1,368	U. S. Department of Transportation
20.U05	37,793		U. S. Department of Transportation
21.008	101,363		Low Income Taxpayer Clinics
21.016	363,812		Equitable Sharing
21.019	374,707,232	324,841,560	Coronavirus Relief Fund
23.001	329,056		Appalachian Regional Development (See individual Appalachian Programs)
23.002	280,316		Appalachian Area Development
23.011	2,152,310	2,098,386	Appalachian Research, Technical Assistance, and Demonstration Projects
30.U01	55,920		U. S. Equal Employment Opportunity Commission
39.003	772,129		Donation of Federal Surplus Personal Property
43.001	87,215		Science
43.003	84,931		Exploration
43.008	888,062	247,346	Office of Stem Engagement (OSTEM)
43.U01	26,250		U. S. National Aeronautics and Space Administration
43.U02	34,488		U. S. National Aeronautics and Space Administration
43.U03	12,616		U. S. National Aeronautics and Space Administration
43.U04	19,415		U. S. National Aeronautics and Space Administration
43.U05	271,232	164,583	U. S. National Aeronautics and Space Administration
45.024	148,007		Promotion of the Arts Grants to Organizations and Individuals
45.025	1,038,945	230,879	Promotion of the Arts Partnership Agreements
45.129	4,099		Promotion of the Humanities Federal/State Partnership
45.160	2,692		Promotion of the Humanities Fellowships and Stipends
45.161	29,201		Promotion of the Humanities Research
45.162	2,128		Promotion of the Humanities Teaching and Learning Resources and Curriculum Development
45.163	1,895		Promotion of the Humanities Professional Development
45.301	30,010		Museums for America
45.309	101,290		Museum Grants for African American History and Culture
45.310	4,270,320	2,727,336	Grants to States
45.312	124,752	4,200	National Leadership Grants
45.400	783		Peace Corps' Global Health and PEPFAR Initiative Program
45.U01	800		U. S. National Foundation on the Arts and the Humanities
47.041	3,037,103	88,167	Engineering
47.049	1,276,724	7,950	Mathematical and Physical Sciences
47.050	1,305,138	51,992	Geosciences
47.070	3,979,286	907,617	Computer and Information Science and Engineering
47.074	2,203,849	7,452	Biological Sciences
47.075	1,156,905	67,341	Social, Behavioral, and Economic Sciences
47.076	10,573,219	670,221	Education and Human Resources
47.079	46,471		Office of International Science and Engineering
47.083	958,889	314,217	Integrative Activities
47.U01	17,425		U. S. National Science Foundation
47.U02	82,630		U. S. National Science Foundation
47.U03	4,863		U. S. National Science Foundation
47.U04	3,267		U. S. National Science Foundation
59.037	3,587,097		Small Business Development Centers

SCHEDULE OF EXPENDITURES OF FEDERAL AWARDS (SUMMARY)

For the Fiscal Year Ended June 30, 2020

Federal CFDA Number	Program Expenditures	Subrecipient Expenditures	CFDA Program Title or Cluster Title
59.044	230,309		Veterans Outreach Program
64.005	4,468,902		Grants to States for Construction of State Home Facilities
64.027	6,357		Post-9/11 Veterans Educational Assistance
64.028	308,250		Post-9/11 Veterans Educational Assistance
64.124	379,347		All-Volunteer Force Educational Assistance
64.203	4,030,741		Veterans Cemetery Grants Program
64.U01	9,829		U. S. Department of Veterans Affairs
66.001	2,023,403		Air Pollution Control Program Support
66.032	214,835		State Indoor Radon Grants
66.034	439,920		Surveys, Studies, Research, Investigations, Demonstrations, and Special Purpose Activities Relating to the Clean Air Act
66.040	160,676		State Clean Diesel Grant Program
66.419	8,858,399		Water Pollution Control State, Interstate, and Tribal Program Support
66.432	3,100,296		State Public Water System Supervision
66.433	95,101		State Underground Water Source Protection
66.444	3,830		Lead Testing in School and Child Care Program Drinking Water (SDWA 1464(d))
66.454	247,761		Water Quality Management Planning
66.456	755,516		National Estuary Program
66.460	3,826,602		Nonpoint Source Implementation Grants
66.461	29,018	2,142	Regional Wetland Program Development Grants
66.462	188,787		National Wetland Program Development Grants and Five-Star Restoration Training Grant
66.472	221,946		Beach Monitoring and Notification Program Implementation Grants
66.509	137,888		Science To Achieve Results (STAR) Research Program
66.511	53,113		Office of Research and Development Consolidated Research/Training/Fellowships
66.516	6,665		P3 Award: National Student Design Competition for Sustainability
66.605	725,685		Performance Partnership Grants
66.701	55,794		Toxic Substances Compliance Monitoring Cooperative Agreements
66.707	120,176		TSCA Title IV State Lead Grants Certification of Lead-Based Paint Professionals
66.708	119,253	11,965	Pollution Prevention Grants Program
66.716	20,403		Research, Development, Monitoring, Public Education, Outreach, Training, Demonstrations, and Studies
66.801	2,977,412		Hazardous Waste Management State Program Support
66.802	1,351,679		Superfund State, Political Subdivision, and Indian Tribe Site-Specific Cooperative Agreements
66.804	937,337		Underground Storage Tank (UST) Prevention, Detection, and Compliance Program
66.805	2,610,302		Leaking Underground Storage Tank Trust Fund Corrective Action Program
66.951	44,605	14,744	Environmental Education Grants
66.U01	606		U. S. Environmental Protection Agency
66.U02	22,790		U. S. Environmental Protection Agency
66.U03	(623)		U. S. Environmental Protection Agency
77.008	162,059		U.S. Nuclear Regulatory Commission Scholarship and Fellowship Program
81.041	1,271,616		State Energy Program
81.042	5,333,434	5,004,097	Weatherization Assistance for Low-Income Persons
81.086	440,533	115,538	Conservation Research and Development
81.087	466,238	52,981	Renewable Energy Research and Development
81.117	497,838	31,503	Energy Efficiency and Renewable Energy Information Dissemination, Outreach, Training and Technical Analysis/Assistance
81.119	119,292		State Energy Program Special Projects
81.121	326,256		Nuclear Energy Research, Development and Demonstration
81.128	95,023		Energy Efficiency and Conservation Block Grant Program (EECBG)
81.135	140,480	99,931	Advanced Research Projects Agency - Energy
81.137	10,477		Minority Economic Impact
81.U01	1,007		U. S. Department of Energy
81.U02	618		U. S. Department of Energy
81.U03	4,246		U. S. Department of Energy
81.U04	53,173		U. S. Department of Energy
81.U05	69,516		U. S. Department of Energy
81.U06	4,047		U. S. Department of Energy
81.U07	202,064		U. S. Department of Energy
81.U08	47,592		U. S. Department of Energy
81.U09	5,048		U. S. Department of Energy
81.U10	183,708		U. S. Department of Energy
81.U11	4,968		U. S. Department of Energy
81.U12	26,706		U. S. Department of Energy
81.U13	19,625		U. S. Department of Energy
81.U14	36,438		U. S. Department of Energy
81.U15	84,530		U. S. Department of Energy
81.U16	49,892		U. S. Department of Energy
81.U17	90,212		U. S. Department of Energy

SCHEDULE OF EXPENDITURES OF FEDERAL AWARDS (SUMMARY)

For the Fiscal Year Ended June 30, 2020

Federal			
CFDA	Program	Subrecipient	
Number	Expenditures	Expenditures	CFDA Program Title or Cluster Title
81.U18	30,324		U. S. Department of Energy
81.U19	53,028	29,564	U. S. Department of Energy
81.U20	1,100		U. S. Department of Energy
81.U21	224,770		U. S. Department of Energy
81.U22	257,051		U. S. Department of Energy
81.U23	5,005		U. S. Department of Energy
84.002	17,181,866	15,599,169	Adult Education - Basic Grants to States
84.010	438,158,265	433,166,655	Title I Grants to Local Educational Agencies
84.011	5,035,807	4,142,409	Migrant Education State Grant Program
84.013	1,086,588	1,086,588	Title I State Agency Program for Neglected and Delinquent Children and Youth
84.015	1,188		National Resource Centers Program for Foreign Language and Area Studies or Foreign Language and International Studies Program and Foreign Language and Area Studies Fellowship Program
84.016	84,377		Undergraduate International Studies and Foreign Language Programs
84.031	29,986,919		Higher Education Institutional Aid
84.048	42,524,310	22,058,825	Career and Technical Education - Basic Grants to States
84.116	1,818,636		Fund for the Improvement of Postsecondary Education
84.120	194,581		Minority Science and Engineering Improvement
84.126	101,233,486		Rehabilitation Services Vocational Rehabilitation Grants to States
84.129	430,481		Rehabilitation Long-Term Training
84.141	452,802		Migrant Education High School Equivalency Program
84.144	24,957		Migrant Education Coordination Program
84.161	335,806		Rehabilitation Services Client Assistance Program
84.169	416,746		Independent Living State Grants
84.177	687,838		Rehabilitation Services Independent Living Services for Older Individuals Who are Blind
84.181	13,419,530	1,284,696	Special Education-Grants for Infants and Families
84.184	244,480	231,619	School Safety National Activities (formerly, Safe and Drug-Free Schools and Communities-National Programs)
84.187	552,031		Supported Employment Services for Individuals with the Most Significant Disabilities
84.196	1,758,255		Education for Homeless Children and Youth
84.200	379,392		Graduate Assistance in Areas of National Need
84.224	596,954		Assistive Technology
84.282	1,416,197		Charter Schools
84.287	28,645,422	27,386,601	Twenty-First Century Community Learning Centers
84.299	1,277,354		Indian Education -- Special Programs for Indian Children
84.305	243,123	18,203	Education Research, Development and Dissemination
84.323	1,349,116	1,075,653	Special Education - State Personnel Development
84.324	728,281	215,855	Research in Special Education
84.325	2,577,705	114,394	Special Education - Personnel Development to Improve Services and Results for Children with Disabilities
84.326	3,149,489	1,621,028	Special Education Technical Assistance and Dissemination to Improve Services and Results for Children with Disabilities
84.334	11,616,892	3,731,109	Gaining Early Awareness and Readiness for Undergraduate Programs
84.335	284,117	17,036	Child Care Access Means Parents in School
84.336	418,498	183,285	Teacher Quality Partnership Grants
84.358	3,507,208	3,350,874	Rural Education
84.363	248,501		School Leader Recruitment and Support (formerly School Leadership)
84.365	14,018,605	13,048,181	English Language Acquisition State Grants
84.367	45,585,365	43,947,494	Supporting Effective Instruction State Grants (formerly Improving Teacher Quality State Grants)
84.369	9,330,142		Grants for State Assessments and Related Activities
84.373	32,005		Special Education Technical Assistance on State Data Collection
84.377	8,686,827	8,686,827	School Improvement Grants
84.382	2,156,499		Strengthening Minority-Serving Institutions
84.403	615,933		Consolidated Grant to the Outlying Areas
84.407	255,412	31,336	Transition Programs for Students with Intellectual Disabilities into Higher Education
84.423	1,946,099	628,158	Supporting Effective Educator Development Program
84.424	28,330,186	28,130,694	Student Support and Academic Enrichment Program
84.425	163,919,455	3,830,667	Education Stabilization Fund
84.938	1,366,199	23,665	Disaster Recovery Assistance for Education
84.U01	118,459		U. S. Department of Education
84.U02	995		U. S. Department of Education
84.U03	65,056		U. S. Department of Education
84.U04	9,493		U. S. Department of Education
84.U05	7,651		U. S. Department of Education
84.U06	1,100		U. S. Department of Education
84.U07	551,655	105,641	U. S. Department of Education
84.U08	978,145	136,769	U. S. Department of Education
85.002	2,928		MCC Foreign Assistance for Overseas Programs

SCHEDULE OF EXPENDITURES OF FEDERAL AWARDS (SUMMARY)

For the Fiscal Year Ended June 30, 2020

Federal CFDA Number	Program Expenditures	Subrecipient Expenditures	CFDA Program Title or Cluster Title
89.003	53,847		National Historical Publications and Records Grants
90.404	3,179,426		2018 HAVA Election Security Grants
90.500	41,912		International Broadcasting Independent Grantee Organizations
93.041	106,100	106,100	Special Programs for the Aging, Title VII, Chapter 3, Programs for Prevention of Elder Abuse, Neglect, and Exploitation
93.042	767,183	767,183	Special Programs for the Aging, Title VII, Chapter 2, Long Term Care Ombudsman Services for Older Individuals
93.043	804,008	734,729	Special Programs for the Aging, Title III, Part D, Disease Prevention and Health Promotion Services
93.048	326,316	40,000	Special Programs for the Aging, Title IV, and Title II, Discretionary Projects
93.052	5,308,333	4,343,444	National Family Caregiver Support, Title III, Part E
93.068	28,499		Chronic Diseases: Research, Control, and Prevention
93.069	12,465,798	3,438,250	Public Health Emergency Preparedness
93.070	281,195	11,638	Environmental Public Health and Emergency Response
93.071	989,063	718,490	Medicare Enrollment Assistance Program
93.072	248,568	25,404	Lifespan Respite Care Program
93.073	47,820		Birth Defects and Developmental Disabilities - Prevention and Surveillance
93.074	1,249,723	256,384	Hospital Preparedness Program (HPP) and Public Health Emergency Preparedness (PHEP) Aligned Cooperative Agreements
93.077	183,051		Family Smoking Prevention and Tobacco Control Act Regulatory Research
93.079	122,513		Cooperative Agreements to Promote Adolescent Health through School-Based HIV/STD Prevention and School-Based Surveillance
93.084	28,074		Prevention of Disease, Disability, and Death by Infectious Diseases
93.090	313,722	313,722	Guardianship Assistance
93.092	1,252,796	682,428	Affordable Care Act (ACA) Personal Responsibility Education Program
93.103	2,780,801		Food and Drug Administration Research
93.110	917,683	381,673	Maternal and Child Health Federal Consolidated Programs
93.113	1,500,436	176,853	Environmental Health
93.116	1,704,601	814,649	Project Grants and Cooperative Agreements for Tuberculosis Control Programs
93.118	84,004	52,883	Acquired Immunodeficiency Syndrome (AIDS) Activity
93.121	237,951		Oral Diseases and Disorders Research
93.124	60,785		Nurse Anesthetist Traineeship
93.127	55,775		Emergency Medical Services for Children
93.130	236,853		Cooperative Agreements to States/Territories for the Coordination and Development of Primary Care Offices
93.136	6,391,912	1,759,131	Injury Prevention and Control Research and State and Community Based Programs
93.145	13,219		HIV-Related Training and Technical Assistance
93.150	1,357,288	1,357,288	Projects for Assistance in Transition from Homelessness (PATH)
93.153	583,501		Coordinated Services and Access to Research for Women, Infants, Children, and Youth
93.155	72,500		Rural Health Research Centers
93.165	171,163		Grants to States for Loan Repayment
93.172	31,137		Human Genome Research
93.173	268,359	15,655	Research Related to Deafness and Communication Disorders
93.191	392,819		Graduate Psychology Education
93.197	482,967		Childhood Lead Poisoning Prevention Projects, State and Local Childhood Lead Poisoning Prevention and Surveillance of Blood Lead Levels in Children
93.211	380,830	60,138	Telehealth Programs
93.213	34,400		Research and Training in Complementary and Integrative Health
93.217	7,693,258	6,525,818	Family Planning Services
93.226	6,961		Research on Healthcare Costs, Quality and Outcomes
93.234	108,939	106,344	Traumatic Brain Injury State Demonstration Grant Program
93.235	1,640,973		Title V State Sexual Risk Avoidance Education (Title V State SRAE) Program
93.236	252,739		Grants to States to Support Oral Health Workforce Activities
93.240	323,311		State Capacity Building
93.241	616,758	261,850	State Rural Hospital Flexibility Program
93.243	4,650,834	2,828,915	Substance Abuse and Mental Health Services Projects of Regional and National Significance
93.247	624,496	5,018	Advanced Nursing Education Workforce Grant Program
93.251	226,531		Early Hearing Detection and Intervention
93.262	285,065	21,727	Occupational Safety and Health Program
93.268	138,463,586	2,405,147	Immunization Cooperative Agreements
93.270	542,372	103,645	Viral Hepatitis Prevention and Control
93.273	496,364	21,335	Alcohol Research Programs
93.276	107,628		Drug-Free Communities Support Program Grants
93.279	13,636		Drug Abuse and Addiction Research Programs
93.286	75,424		Discovery and Applied Research for Technological Innovations to Improve Human Health
93.297	483,244		Teenage Pregnancy Prevention Program
93.301	898,531	674,536	Small Rural Hospital Improvement Grant Program

SCHEDULE OF EXPENDITURES OF FEDERAL AWARDS (SUMMARY)

For the Fiscal Year Ended June 30, 2020

Federal CFDA Number	Program Expenditures	Subrecipient Expenditures	CFDA Program Title or Cluster Title
93.305	1,557,405	564,036	PPHF 2018: Office of Smoking and Health-National State-Based Tobacco Control Programs-Financed in part by 2018 Prevention and Public Health funds (PPHF)
93.307	254,703		Minority Health and Health Disparities Research
93.310	473,273		Trans-NIH Research Support
93.314	223,399		Early Hearing Detection and Intervention Information System (EHDI-IS) Surveillance Program
93.323	4,711,824	351,606	Epidemiology and Laboratory Capacity for Infectious Diseases (ELC)
93.324	1,699,022	657,276	State Health Insurance Assistance Program
93.336	283,550		Behavioral Risk Factor Surveillance System
93.350	2,150		National Center for Advancing Translational Sciences
93.351	222,750		Research Infrastructure Programs
93.354	8,709,116	6,732,157	Public Health Emergency Response: Cooperative Agreement for Emergency Response: Public Health Crisis Response
93.359	1,026,921	249,618	Nurse Education, Practice Quality and Retention Grants
93.361	230,935		Nursing Research
93.389	316,260		National Center for Research Resources
93.391	64,587		Activities to Support State, Tribal, Local and Territorial (STLT) Health Department Response to Public Health or Healthcare Crises
93.393	630,464	123,236	Cancer Cause and Prevention Research
93.395	210,882		Cancer Treatment Research
93.396	113,233		Cancer Biology Research
93.397	697		Cancer Centers Support Grants
93.398	23,645		Cancer Research Manpower
93.399	1,095		Cancer Control
93.413	96,455		The State Flexibility to Stabilize the Market Grant Program
93.426	1,407,505		Improving the Health of Americans through Prevention and Management of Diabetes and Heart Disease and Stroke
93.433	10,094		ACL National Institute on Disability, Independent Living, and Rehabilitation Research
93.434	3,903,304	2,621,834	Every Student Succeeds Act/Preschool Development Grants
93.435	531,281	321,151	Innovative State and Local Public Health Strategies to prevent and Manage Diabetes and Heart Disease
93.436	965,164	339,710	Well-Integrated Screening and Evaluation For Women Across the Nation (WISEWOMAN)
93.439	927,685	249,876	State Physical Activity and Nutrition (SPAN)
93.478	18,734		Preventing Maternal Deaths: Supporting Maternal Mortality Review Committees
93.556	6,819,115	6,104,304	MaryLee Allen Promoting Safe and Stable Families Program
93.558	294,746,492	251,366,814	Temporary Assistance for Needy Families
93.560	(21,123)		Payments to Territories – Adults
93.563	111,705,121	96,265,230	Child Support Enforcement
93.566	5,175,976	3,203,229	Refugee and Entrant Assistance State/Replacement Designee Administered Programs
93.568	96,811,394	93,577,607	Low-Income Home Energy Assistance
93.569	24,399,903	23,792,234	Community Services Block Grant
93.576	127,609	37,262	Refugee and Entrant Assistance Discretionary Grants
93.586	506,162		State Court Improvement Program
93.590	1,038,076	520,411	Community-Based Child Abuse Prevention Grants
93.597	303,391		Grants to States for Access and Visitation Programs
93.599	755,319	755,319	Chafee Education and Training Vouchers Program (ETV)
93.603	1,527,988		Adoption and Legal Guardianship Incentive Payments
93.630	2,143,989	1,019,422	Developmental Disabilities Basic Support and Advocacy Grants
93.643	504,992	271,555	Children's Justice Grants to States
93.645	12,056,920	8,190,773	Stephanie Tubbs Jones Child Welfare Services Program
93.652	274		Adoption Opportunities
93.658	106,775,643	100,778,556	Foster Care Title IV-E
93.659	64,250,030	4,875,734	Adoption Assistance
93.667	68,666,922	58,233,998	Social Services Block Grant
93.669	550,475	19,238	Child Abuse and Neglect State Grants
93.671	2,818,355	2,670,871	Family Violence Prevention and Services/Domestic Violence Shelter and Supportive Services
93.674	2,827,008	2,678,649	John H. Chafee Foster Care Program for Successful Transition to Adulthood
93.732	1,562,323		Mental and Behavioral Health Education and Training Grants
93.734	355,312	74,002	Empowering Older Adults and Adults with Disabilities through Chronic Disease Self-Management Education Programs – financed by Prevention and Public Health Funds (PPHF)
93.735	510,083		State Public Health Approaches for Ensuring Quitline Capacity – Funded in part by Prevention and Public Health Funds (PPHF)
93.757	36,434		State and Local Public Health Actions to Prevent Obesity, Diabetes, Heart Disease and Stroke (PPHF)
93.761	41,877		Evidence-Based Falls Prevention Programs Financed Solely by Prevention and Public Health Funds (PPHF)
93.767	538,799,489	8,938,304	Children's Health Insurance Program
93.779	74,569		Centers for Medicare and Medicaid Services (CMS) Research, Demonstrations and Evaluations
93.788	31,219,221	6,386	Opioid STR

SCHEDULE OF EXPENDITURES OF FEDERAL AWARDS (SUMMARY)

For the Fiscal Year Ended June 30, 2020

Federal CFDA Number	Program Expenditures	Subrecipient Expenditures	CFDA Program Title or Cluster Title
93.791	5,765,493		Money Follows the Person Rebalancing Demonstration
93.817	2,317,876	2,086,168	Hospital Preparedness Program (HPP) Ebola Preparedness and Response Activities
93.837	2,203,553	257,852	Cardiovascular Diseases Research
93.838	30,914		Lung Diseases Research
93.839	147,987	32,649	Blood Diseases and Resources Research
93.846	870,990	13,410	Arthritis, Musculoskeletal and Skin Diseases Research
93.847	1,389,121	18,689	Diabetes, Digestive, and Kidney Diseases Extramural Research
93.853	513,929	6,677	Extramural Research Programs in the Neurosciences and Neurological Disorders
93.855	2,014,591	371,017	Allergy and Infectious Diseases Research
93.859	4,159,108	211,230	Biomedical Research and Research Training
93.865	421,977	56,039	Child Health and Human Development Extramural Research
93.866	730,225		Aging Research
93.870	3,171,919	2,351,967	Maternal, Infant and Early Childhood Home Visiting Grant
93.879	117,562	40,722	Medical Library Assistance
93.881	94,081		The Health Insurance Enforcement and Consumer Protections Grant Program
93.884	619,824	10,000	Grants for Primary Care Training and Enhancement
93.889	5,836,622	4,016,679	National Bioterrorism Hospital Preparedness Program
93.898	4,245,584	2,051,009	Cancer Prevention and Control Programs for State, Territorial and Tribal Organizations
93.912	17,600		Rural Health Care Services Outreach, Rural Health Network Development and Small Health Care Provider Quality Improvement
93.913	110,990		Grants to States for Operation of State Offices of Rural Health
93.917	36,816,160	4,412,918	HIV Care Formula Grants
93.918	912,928		Grants to Provide Outpatient Early Intervention Services with Respect to HIV Disease
93.926	2,134,803	1,223,184	Healthy Start Initiative
93.933	65,547	61,921	Demonstration Projects for Indian Health
93.940	10,627,680	1,692,343	HIV Prevention Activities Health Department Based
93.944	537,512		Human Immunodeficiency Virus (HIV)/Acquired Immunodeficiency Virus Syndrome (AIDS) Surveillance
93.946	117,519		Cooperative Agreements to Support State-Based Safe Motherhood and Infant Health Initiative Programs
93.958	23,263,394	19,587,837	Block Grants for Community Mental Health Services
93.959	40,076,053	34,665,609	Block Grants for Prevention and Treatment of Substance Abuse
93.969	257,305	32,105	PPHF Geriatric Education Centers
93.977	2,741,211	6,461	Sexually Transmitted Diseases (STD) Prevention and Control Grants
93.981	425,302		Improving Student Health and Academic Achievement through Nutrition, Physical Activity and the Management of Chronic Conditions in Schools
93.982	4,703,263	4,580,726	Mental Health Disaster Assistance and Emergency Mental Health
93.991	3,878,064	3,238,859	Preventive Health and Health Services Block Grant
93.994	18,812,551	15,571,438	Maternal and Child Health Services Block Grant to the States
93.U01	138,383		U. S. Department of Health and Human Services
93.U02	389,063		U. S. Department of Health and Human Services
93.U03	2,652		U. S. Department of Health and Human Services
93.U04	47,421		U. S. Department of Health and Human Services
94.002	152,243		Retired and Senior Volunteer Program
94.003	366,459		State Commissions
94.006	4,283,108	4,283,108	AmeriCorps
94.009	480,349		Training and Technical Assistance
94.019	814,787	386,001	Social Innovation Fund
96.008	193,655		Social Security - Work Incentives Planning and Assistance Program
97.008	104,560	104,560	Non-Profit Security Program
97.012	2,440,872		Boating Safety Financial Assistance
97.023	586,704		Community Assistance Program State Support Services Element (CAP-SSSE)
97.029	2,028,702	1,891,007	Flood Mitigation Assistance
97.032	464,214		Crisis Counseling
97.036	287,217,049	194,545,306	Disaster Grants - Public Assistance (Presidentially Declared Disasters)
97.039	13,483,664	11,534,477	Hazard Mitigation Grant
97.041	142,045		National Dam Safety Program
97.042	9,716,386	4,686,267	Emergency Management Performance Grants
97.043	4,565		State Fire Training Systems Grants
97.045	3,385,789		Cooperating Technical Partners
97.046	(6,098)		Fire Management Assistance Grant
97.047	192,524	9,996	Pre-Disaster Mitigation
97.056	180,319		Port Security Grant Program
97.061	40,133		Centers for Homeland Security
97.062	198,543		Scientific Leadership Awards
97.067	9,766,764	7,077,358	Homeland Security Grant Program
97.082	32,402		Earthquake Consortium
97.083	149,781		Staffing for Adequate Fire and Emergency Response (SAFER)
97.088	5,995,930		Disaster Assistance Projects

SCHEDULE OF EXPENDITURES OF FEDERAL AWARDS (SUMMARY)

For the Fiscal Year Ended June 30, 2020

Federal			
CFDA	Program	Subrecipient	
Number	Expenditures	Expenditures	CFDA Program Title or Cluster Title
97.U01	5,633		U. S. Department of Homeland Security
98.001	103,938		USAID Foreign Assistance for Programs Overseas
98.012	363		USAID Development Partnerships for University Cooperation and Development
98.U01	4,814	2,045	U. S. Agency for International Development
99.U01	57,302		Miscellaneous
99.U02	90,069		Miscellaneous
99.U03	202,155		Miscellaneous
	<u>\$ 29,516,041,607</u>	<u>\$ 4,130,544,770</u>	Total Expenditures of Federal Awards

The accompanying notes are an integral part of this schedule.

SCHEDULE OF EXPENDITURES OF FEDERAL AWARDS (DETAIL)

For the Fiscal Year Ended June 30, 2020

Federal		Amount					
CFDA	Direct /	Program	Provided to				
Number	Indirect	Expenditures	Subrecipients	CFDA Program Title	Pass-Through Entity Number	Pass-Through Entity Name	Additional Award Information
<u>Aging—Cluster:</u>							
<u>U. S. Department of Health and Human Services</u>							
93.044	D	\$ 18,818,921	\$ 16,987,728	Special Programs for the Aging, Title III, Part B, Grants for Supportive Services and Senior Centers			
93.045	D	20,069,970	17,175,631	Special Programs for the Aging, Title III, Part C, Nutrition Services			
93.045	D	399,555	399,555	COVID-19 - Special Programs for the Aging, Title III, Part C, Nutrition Services			
93.053	D	3,512,159	3,512,159	Nutrition Services Incentive Program			
		<u>42,800,605</u>	<u>38,075,073</u>	Total — Aging Cluster — U. S. Department of Health and Human Services			
		42,800,605	38,075,073	Total — Aging			
<u>Child Care and Development Fund—Cluster:</u>							
<u>U. S. Department of Health and Human Services</u>							
93.575	D	184,089,063	23,149,122	Child Care and Development Block Grant			
93.575	D	149,409,757	-	COVID-19 - Child Care and Development Block Grant			
93.596	D	117,047,179	17,971,952	Child Care Mandatory and Matching Funds of the Child Care and Development Fund			
		<u>450,545,999</u>	<u>41,121,074</u>	Total — CCDF Cluster — U. S. Department of Health and Human Services			
		450,545,999	41,121,074	Total — CCDF			
<u>CDBG Entitlement Grants—Cluster:</u>							
<u>U. S. Department of Interior</u>							
14.218	I	25,828	-	Community Development Block Grants/Entitlement Grants	19-4538	City of Jacksonville	
14.218	I	14,898	-	Community Development Block Grants/Entitlement Grants	836840	City of Greenville	
14.218	I	5,243	-	Community Development Block Grants/Entitlement Grants	A14-0151	City of Greenville	
14.218	I	11,746	-	Community Development Block Grants/Entitlement Grants	CDBG-2018	City of Greenville	
		<u>57,715</u>	<u>-</u>	Total — CDBG Entitlement Grants Cluster — U. S. Department of Interior			
		57,715	-	Total — CDBG Entitlement Grants			
<u>Child Nutrition—Cluster:</u>							
<u>U. S. Department of Agriculture</u>							
10.553	D	87,591,274	87,556,739	School Breakfast Program			
10.555	D	293,260,839	293,195,054	National School Lunch Program			
10.555	D	141,456,526	141,456,526	COVID-19 - National School Lunch Program			
10.556	D	62,873	62,873	Special Milk Program for Children			
10.559	D	67,213,236	66,666,623	Summer Food Service Program for Children			
		<u>589,584,748</u>	<u>588,937,815</u>	Total — Child Nutrition Cluster — U. S. Department of Agriculture			
		589,584,748	588,937,815	Total — Child Nutrition			
<u>Clean Water State Revolving Fund—Cluster:</u>							
<u>U. S. Environmental Protection Agency</u>							
66.458	D	28,676,000	27,475,944	Capitalization Grants for Clean Water State Revolving Funds			
		<u>28,676,000</u>	<u>27,475,944</u>	Total — Clean Water State Revolving Fund Cluster — U. S. Environmental Protection Agency			
		28,676,000	27,475,944	Total — Clean Water State Revolving Fund			
<u>Disability Insurance/SSI—Cluster:</u>							
<u>U. S. Social Security Administration</u>							
96.001	D	53,357,645	-	Social Security Disability Insurance			
		<u>53,357,645</u>	<u>-</u>	Total — Disability Insurance/SSI Cluster — U. S. Social Security Administration			
		53,357,645	-	Total — Disability Insurance/SSI			
<u>Drinking Water State Revolving Fund—Cluster:</u>							
<u>U. S. Environmental Protection Agency</u>							
66.468	D	22,697,005	16,722,515	Capitalization Grants for Drinking Water State Revolving Funds			
		<u>22,697,005</u>	<u>16,722,515</u>	Total — Drinking Water State Revolving Fund Cluster — U. S. Environmental Protection Agency			
		22,697,005	16,722,515	Total — Drinking Water State Revolving Fund			
<u>Food Distribution—Cluster:</u>							
<u>U. S. Department of Agriculture</u>							
10.565	D	4,090,240	4,088,945	Commodity Supplemental Food Program			

SCHEDULE OF EXPENDITURES OF FEDERAL AWARDS (DETAIL)

For the Fiscal Year Ended June 30, 2020

Federal		Amount					
CFDA	Direct /	Program	Provided to	CFDA Program Title	Pass-Through Entity Number	Pass-Through Entity Name	Additional Award Information
Number	Indirect	Expenditures	Subrecipients				
10.568	D	10,745,400	9,452,989	Emergency Food Assistance Program (Administrative Costs)			
10.569	D	25,656,012	25,656,012	Emergency Food Assistance Program (Food Commodities)			
		40,491,652	39,197,946	Total — Food Distribution Cluster — U. S. Department of Agriculture			
		40,491,652	39,197,946	Total — Food Distribution			
Employment Service—Cluster:							
U. S. Department of Labor							
17.207	D	24,886,210	-	Employment Service/Wagner-Peyser Funded Activities			
17.801	D	4,915,225	-	Jobs for Veterans State Grants			
		29,801,435	-	Total — Employment Service Cluster — U. S. Department of Labor			
		29,801,435	-	Total — Employment Service			
Fish and Wildlife—Cluster:							
U. S. Department of Interior							
15.605	D	11,034,939	176,353	Sport Fish Restoration			
15.605	I	77,359	-	Sport Fish Restoration	2014-000065	Puerto Rico Denr	
15.611	D	24,688,918	805,344	Wildlife Restoration and Basic Hunter Education			
15.626	D	217,234	-	Enhanced Hunter Education and Safety			
		36,018,450	981,697	Total — Fish and Wildlife Cluster — U. S. Department of Interior			
		36,018,450	981,697	Total — Fish and Wildlife			
Federal Transit—Cluster:							
U. S. Department of Transportation							
20.507	D	1,804,759	1,795,045	Federal Transit Formula Grants			
20.526	D	4,229,614	4,229,614	Buses and Bus Facilities Formula, Competitive, and Low or No Emissions Programs			
		6,034,373	6,024,659	Total — Federal Transit Cluster — U. S. Department of Transportation			
		6,034,373	6,024,659	Total — Federal Transit			
Foster Grandparent/Senior Companion—Cluster:							
U. S. Corporation for National and Community Service							
94.011	D	398,077	-	Foster Grandparent Program			
94.016	D	265,340	-	Senior Companion Program			
		663,417	-	Total — Foster Grandparent/Senior Companion Cluster — U. S. Corporation for National and Community Service			
		663,417	-	Total — Foster Grandparent/Senior Companion			
Health Center—Cluster:							
U. S. Department of Health and Human Services							
93.224	D	3,621,526	2,729,703	Health Center Program (Community Health Centers, Migrant Health Centers, Health Care for the Homeless, and Public Housing Primary Care)			
93.224	D	5,117	-	COVID-19 - Health Center Program (Community Health Centers, Migrant Health Centers, Health Care for the Homeless, and Public Housing Primary Care)			
		3,626,643	2,729,703	Total — Health Center Cluster — U. S. Department of Health and Human Services			
		3,626,643	2,729,703	Total — Health Center			
Head Start —Cluster:							
U. S. Department of Health and Human Services							
93.600	D	164,396	-	Head Start			
		164,396	-	Total — Head Start Cluster — U. S. Department of Health and Human Services			
		164,396	-	Total —Head Start			
Highway Planning and Construction—Cluster:							
U. S. Department of Transportation							
20.205	D	1,506,175,884	61,692,583	Highway Planning and Construction			
20.205	I	34,365	-	Highway Planning and Construction	N/A	HDR Engineering, Inc. , Minnesota	
20.205	I	1,504	-	Highway Planning and Construction	2019-2330	Triangle J Coun Govt	
20.205	I	2,734	1,454	Highway Planning and Construction	TRM 18/19 DURHAM	City Of Durham	

SCHEDULE OF EXPENDITURES OF FEDERAL AWARDS (DETAIL)

For the Fiscal Year Ended June 30, 2020

Federal			Amount				
CFDA	Direct /	Program	Provided to	CFDA Program Title	Pass-Through Entity Number	Pass-Through Entity Name	Additional Award Information
Number	Indirect	Expenditures	Subrecipients				
20.205	I	154,569	3,956	Highway Planning and Construction	TRM 19/20 DCHC	City Of Durham	
20.219	D	1,509,521	-	Recreational Trails Program			
		1,507,878,577	61,697,993	Total — Highway Planning and Construction Cluster — U. S. Department of Transportation			
U. S. Appalachian Regional Commission							
23.003	D	15,069,076	1,314,660	Appalachian Development Highway System			
		15,069,076	1,314,660	Total — Highway Planning and Construction Cluster — U. S. Appalachian Regional Commission			
		1,522,947,653	63,012,653	Total — Highway Planning and Construction			
Housing Voucher—Cluster:							
U. S. Department of Housing and Urban Development							
14.871	D	4,732,017	4,220,974	Section 8 Housing Choice Vouchers			
		4,732,017	4,220,974	Total — Housing Voucher Cluster — U. S. Department of Housing and Urban Development			
		4,732,017	4,220,974	Total — Housing Voucher			
Highway Safety—Cluster:							
U. S. Department of Transportation							
20.600	D	7,140,224	3,206,821	State and Community Highway Safety			
20.609	I	72,676	-	Safety Belt Performance Grants	DTNH2216C00025 / 2016-014	Toxcel, Lic	
20.616	D	7,342,949	172,591	National Priority Safety Programs			
		14,555,849	3,379,412	Total — Highway Safety Cluster — U. S. Department of Transportation			
		14,555,849	3,379,412	Total — Highway Safety			
Medicaid—Cluster:							
U. S. Department of Health and Human Services							
93.775	D	4,872,652	-	State Medicaid Fraud Control Units			
93.777	D	16,574,573	-	State Survey and Certification of Health Care Providers and Suppliers (Title XVIII) Medicare			
93.778	D	10,568,045,847	253,899,831	Medical Assistance Program			
93.778	D	488,741,826	-	COVID-19 - Medical Assistance Program			
93.778	I	15,100	-	Medical Assistance Program	1-312-0215922-65095L	Research Triangle Institute (RTI Interna	
93.778	I	21,993	-	Medical Assistance Program	S00920-01	University of Iowa	
		11,078,271,991	253,899,831	Total — Medicaid Cluster — U. S. Department of Health and Human Services			
		11,078,271,991	253,899,831	Total — Medicaid			
Research and Development—Cluster:							
U. S. Department of Agriculture							
10.001	D	1,635,663	-	Agricultural Research Basic and Applied Research	58-8070-0-003	USDA ARS	
10.001	I	11,793	-	Agricultural Research Basic and Applied Research			
10.025	D	7,786,068	94,605	Plant and Animal Disease, Pest Control, and Animal Care			
10.025	I	692	-	Plant and Animal Disease, Pest Control, and Animal Care	422603-19071	Virginia Polytech Inst.	
10.025	I	231,690	-	Plant and Animal Disease, Pest Control, and Animal Care	AP19PPQS&T00C210	USDA Aphis	
10.025	I	29,821	-	Plant and Animal Disease, Pest Control, and Animal Care	AP19PPQS&T00C197	USDA Aphis	
10.122	I	49,936	-	Conservation Reserve Program Forest Inventory Analysis Pilot Program	AG3356CBI001	Conservation Biology Institute	
10.168	D	38,065	-	Farmers Market Promotion Program			
10.170	I	68,090	-	Specialty Crop Block Grant Program - Farm Bill	6059-NCSU-PDA-7029	Pennsylvania State Univ	
10.170	I	42,260	-	Specialty Crop Block Grant Program - Farm Bill	RC109247-NCSU	Michigan State University	
10.200	I	36,665	-	Grants for Agricultural Research, Special Research Grants	S19005	Kansas State University	
10.200	I	6,512	-	Grants for Agricultural Research, Special Research Grants	2018-3055/2018-3850028888	South Reg Aqua Ctr	
10.200	I	20,986	-	Grants for Agricultural Research, Special Research Grants	19-003	Univ Of Florida	
10.200	I	94,827	-	Grants for Agricultural Research, Special Research Grants	PO 1900663647	Univ Of Florida	
10.200	I	176,982	-	Grants for Agricultural Research, Special Research Grants	1285-FY18IR4NCSU-BARON	Rutgers University	
10.200	I	(124)	-	Grants for Agricultural Research, Special Research Grants	PO# 1800574575	Univ Of Florida	
10.200	I	(13,926)	-	Grants for Agricultural Research, Special Research Grants	PO 6015-1800574470	Univ Of Florida	
10.200	I	(3,126)	-	Grants for Agricultural Research, Special Research Grants	PO 1800632907	Univ Of Florida	
10.200	I	51,250	-	Grants for Agricultural Research, Special Research Grants	UMS1238	Univ Of Maine	
10.200	I	9,362	-	Grants for Agricultural Research, Special Research Grants	SUBAWARD # UMS-1060	Univ Of Maine	
10.200	I	10,379	-	Grants for Agricultural Research, Special Research Grants	PO# 1800575092	Univ Of Florida	
10.200	I	2,863	-	Grants for Agricultural Research, Special Research Grants	PO 1800632827	Univ Of Florida	
10.200	I	(374)	-	Grants for Agricultural Research, Special Research Grants	PO 1800632905	Univ Of Florida	
10.200	I	82,276	-	Grants for Agricultural Research, Special Research Grants	PO#1103533	Rutgers University	

SCHEDULE OF EXPENDITURES OF FEDERAL AWARDS (DETAIL)

For the Fiscal Year Ended June 30, 2020

Federal		Amount		CFDA Program Title	Pass-Through Entity Number	Pass-Through Entity Name	Additional Award Information
CFDA Number	Direct / Indirect	Program Expenditures	Provided to Subrecipients				
10.200	I	14,918	-	Grants for Agricultural Research, Special Research Grants	PO# 2000755012	Univ Of Florida	
10.200	I	22,915	-	Grants for Agricultural Research, Special Research Grants	PO#2000754404	Univ Of Florida	
10.200	I	22	-	Grants for Agricultural Research, Special Research Grants	PO# 2000754989	Univ Of Florida	
10.200	I	159	-	Grants for Agricultural Research, Special Research Grants	PO 2000754990	Univ Of Florida	
10.200	I	8,648	-	Grants for Agricultural Research, Special Research Grants	1310-FY19IR4NCSU-BARON	Rutgers University	
10.206	D	3,859,420	23,999	Grants for Agricultural Research Competitive Research Grants			
10.210	D	177,693	53,758	Higher Education – Graduate Fellowships Grant Program			
10.212	I	(31,828)	-	Small Business Innovation Research	2015-0619	Shure Foods, Inc.	
10.212	I	20,117	-	Small Business Innovation Research	2018-0772	Highland Brewing Company	
10.212	I	30,998	-	Small Business Innovation Research	2020-0887	Synshark Llc	
10.215	I	(298)	-	Sustainable Agriculture Research and Education	RD309-125/4940916	Univ Of Georgia	
10.215	I	21,308	11,926	Sustainable Agriculture Research and Education	SUB00002015	Univ Of Georgia	
10.215	I	3,643	587	Sustainable Agriculture Research and Education	SUB00002032	Univ Of Georgia	
10.215	I	2,393	-	Sustainable Agriculture Research and Education	SUB00001949	Univ Of Georgia	
10.215	I	12,094	-	Sustainable Agriculture Research and Education	RD309-144/S001686	Nc Found For Soil & Water	
10.215	I	52,416	1,350	Sustainable Agriculture Research and Education	SUB00001888	Univ Of Georgia	
10.215	I	2,782	-	Sustainable Agriculture Research and Education	SUB00002113	Univ Of Georgia	
10.215	I	3,776	-	Sustainable Agriculture Research and Education	SUB00002104	Univ Of Georgia	
10.215	I	67,941	-	Sustainable Agriculture Research and Education	SUB00001414	Univ. Of Georgia	
10.215	I	68,675	-	Sustainable Agriculture Research and Education	SUB00001421	Univ Of Georgia	
10.215	I	5,589	-	Sustainable Agriculture Research and Education	SUB00002040	Board Reg Univ System Georgia	
10.215	I	3,512	-	Sustainable Agriculture Research and Education	SUB00002111	Univ Of Georgia	
10.215	I	45,534	-	Sustainable Agriculture Research and Education	SUBAWARD NO: RD309-137/S001432	University of Georgia	
10.216	D	(40,673)	-	1890 Institution Capacity Building Grants			
10.216	I	(2,160)	-	1890 Institution Capacity Building Grants	6-61731	Kentucky State Univ	
10.216	I	84,441	-	1890 Institution Capacity Building Grants	KSU19-008	Kentucky State Univ	
10.216	I	10,087	-	1890 Institution Capacity Building Grants	332.77-19.0684	Tennessee State University	
10.217	D	68,421	23,614	Higher Education - Institution Challenge Grants Program			
10.219	D	498,772	235,871	Biotechnology Risk Assessment Research			
10.219	I	85,184	-	Biotechnology Risk Assessment Research	9500073429	Univ Of Tennessee	
10.219	I	1,199	-	Biotechnology Risk Assessment Research	M1800642	Texas A&M Univ.	
10.219	I	3,083	-	Biotechnology Risk Assessment Research	82936-Z5153201	Univ Of Maryland, College Park	
10.219	I	5,853	-	Biotechnology Risk Assessment Research	42992-Z5825001	Univ Of Maryland, College Park	
10.220	D	21,361	21,361	Higher Education - Multicultural Scholars Grant Program			
10.225	I	2,252	-	Community Food Projects	2019-0315	Farmer Foodshare	
10.228	I	47,035	-	Alaska Native Serving and Native Hawaiian Serving Institutions Education Grants	UAF 19-0118	University Of Alaska Fairbanks	
10.250	D	2,455	-	Agricultural and Rural Economic Research, Cooperative Agreements and Collaborations			
10.253	D	27,644	7,093	Consumer Data and Nutrition Research			
10.255	I	19,370	-	Research Innovation and Development Grants in Economic (RIDGE)	AG9002-Valizadeh	Tufts University	
10.290	D	13,434	-	Agricultural Market and Economic Research			
10.303	D	227,111	-	Integrated Programs			
10.303	I	19,117	-	Integrated Programs	RC108966NCSU	Michigan State University	
10.303	I	31,949	-	Integrated Programs	A18-1198-S001	Univ Of Cal - Davis	
10.307	D	15,096	-	Organic Agriculture Research and Extension Initiative			
10.307	I	(101)	-	Organic Agriculture Research and Extension Initiative	8000064229-AG	Purdue University	
10.307	I	38,760	-	Organic Agriculture Research and Extension Initiative	2048-207-2012799	Clemson University	
10.307	I	85,100	-	Organic Agriculture Research and Extension Initiative	36 22091 410 76190	Tuskegee University	
10.307	I	21,487	-	Organic Agriculture Research and Extension Initiative	SUB00001846	Univ Of Georgia	
10.307	I	14,894	-	Organic Agriculture Research and Extension Initiative	SUBAWARD NO: 8000064230-AG	Purdue University	
10.307	I	39,069	-	Organic Agriculture Research and Extension Initiative	SUBAWARD NO: UFDSP00010998	University of Florida	
10.309	D	4,754,499	3,736,846	Specialty Crop Research Initiative			
10.309	I	(884)	-	Specialty Crop Research Initiative	SUB00000422	Univ Of Georgia	
10.309	I	233,502	-	Specialty Crop Research Initiative	RC107752C	Michigan State University	
10.309	I	171,244	-	Specialty Crop Research Initiative	2168-207-2023550	Clemson University	
10.309	I	49,653	-	Specialty Crop Research Initiative	SUBAWARD # M1900024	Texas A&M Univ.	
10.309	I	104,974	-	Specialty Crop Research Initiative	RC105573NCSU	Michigan State University	
10.309	I	13,638	-	Specialty Crop Research Initiative	06-M1703518	Texas A&M Univ.	
10.309	I	19,231	-	Specialty Crop Research Initiative	A18-0425-S003-P0671355	Univ Of Cal - Santa Cruz	
10.309	I	50,306	-	Specialty Crop Research Initiative	UFDSP00011195/00125051	Univ Of Florida	
10.309	I	65,448	-	Specialty Crop Research Initiative	79598-10780	Cornell University	
10.309	I	7,678	-	Specialty Crop Research Initiative	SUB00002011	Univ Of Florida	
10.310	D	7,454,660	1,456,778	Agriculture and Food Research Initiative (AFRI)			
10.310	I	95,468	-	Agriculture and Food Research Initiative (AFRI)	73934-10464	Cornell University	
10.310	I	473,806	280,029	Agriculture and Food Research Initiative (AFRI)	5197-NCSU-USDA-3179	Pennsylvania State Univ	
10.310	I	52,484	-	Agriculture and Food Research Initiative (AFRI)	60044791	Ohio State Univ.	
10.310	I	35,579	-	Agriculture and Food Research Initiative (AFRI)	F9002711902003	Purdue University	
10.310	I	90,612	90,612	Agriculture and Food Research Initiative (AFRI)	2015-68004-23179	Pennsylvania State Univ	
10.310	I	23,203	-	Agriculture and Food Research Initiative (AFRI)	RC105883NCSU	Michigan State University	

SCHEDULE OF EXPENDITURES OF FEDERAL AWARDS (DETAIL)

For the Fiscal Year Ended June 30, 2020

Federal		Amount					
CFDA	Direct /	Program	Amount	CFDA Program Title	Pass-Through Entity Number	Pass-Through Entity Name	Additional Award Information
Number	Indirect	Expenditures	Provided to Subrecipients				
10.310	I	215,421	-	Agriculture and Food Research Initiative (AFRI)	UFDSP00011871 P0051625	Univ Of Florida	
10.310	I	43,680	-	Agriculture and Food Research Initiative (AFRI)	RC104967NCSU	Michigan State University	
10.310	I	(1)	-	Agriculture and Food Research Initiative (AFRI)	16-007995 D 00	Univ Of Massachusetts	
10.310	I	7,643	-	Agriculture and Food Research Initiative (AFRI)	16-012	Wake Forest University	
10.310	I	(4,987)	-	Agriculture and Food Research Initiative (AFRI)	SUB00000789	Univ Of Georgia	
10.310	I	85,784	-	Agriculture and Food Research Initiative (AFRI)	Z5775007	Univ Of Maryland, College Park	
10.310	I	54,449	-	Agriculture and Food Research Initiative (AFRI)	17 009835 A 00	Univ Of Massachusetts	
10.310	I	49,510	-	Agriculture and Food Research Initiative (AFRI)	422585-19071	Virginia Polytech Inst.	
10.310	I	4,114	-	Agriculture and Food Research Initiative (AFRI)	H006644301	Univ Of Minnesota	
10.310	I	7,533	-	Agriculture and Food Research Initiative (AFRI)	0467 PO# 864010	Rutgers University	
10.310	I	78,891	-	Agriculture and Food Research Initiative (AFRI)	C0490A-A	Oregon State Univ.	
10.310	I	34,582	-	Agriculture and Food Research Initiative (AFRI)	126319_G003570	Washington State University	
10.310	I	38,281	-	Agriculture and Food Research Initiative (AFRI)	8500050750	Univ Of Tennessee	
10.310	I	3,020	-	Agriculture and Food Research Initiative (AFRI)	078873-16463	Univ Of Illinois - Urbana	
10.310	I	105,166	-	Agriculture and Food Research Initiative (AFRI)	A19-0080-S001	Univ Of Cal - Davis	
10.310	I	67,613	-	Agriculture and Food Research Initiative (AFRI)	19-060-NCSU	West Virginia Univ. Research	
10.310	I	30,741	-	Agriculture and Food Research Initiative (AFRI)	6101-NCSU-USDA-9251	Pennsylvania State Univ	
10.310	I	41,035	-	Agriculture and Food Research Initiative (AFRI)	UA AES 91466-01	Univ Of Arkansas	
10.310	I	47,645	-	Agriculture and Food Research Initiative (AFRI)	2027-207-2012546	Clemson University	
10.310	I	15,733	-	Agriculture and Food Research Initiative (AFRI)	SUBAWARD NO: 17-044	University of New Hampshire	
10.311	I	14,187	-	Beginning Farmer and Rancher Development Program	2019-2727	Center For Heirs Prop. Pres.	
10.312	I	236,905	-	Biomass Research and Development Initiative Competitive Grants Program (BRDI)	PO#14951	Nc Biotechnology Ct	
10.318	D	32,430	-	Women and Minorities in Science, Technology, Engineering, and Mathematics Fields			
10.320	I	(1,562)	-	Sun Grant Program	9500075672	Univ Of Tennessee	
10.328	I	15,926	-	National Food Safety Training, Education, Extension, Outreach, and Technical Assistance Competitive Grants Program	UFDSP00012322	Univ Of Florida	
10.329	D	440,569	113,046	Crop Protection and Pest Management Competitive Grants Program			
10.329	I	20,778	-	Crop Protection and Pest Management Competitive Grants Program	2019-1250	Southern Region Ipm Center	
10.329	I	16,862	-	Crop Protection and Pest Management Competitive Grants Program	2019-1252	Southern Region Ipm Center	
10.329	I	(3,398)	-	Crop Protection and Pest Management Competitive Grants Program	1978-207-2012255	Clemson University	
10.336	D	38,952	2,807	Veterinary Services Grant Program			
10.351	D	186,687	-	Rural Business Development Grant			
10.500	D	1,325,132	683	Cooperative Extension Service			
10.533	D	119,250	-	SNAP-Ed Toolkit			
10.604	D	120,437	-	Technical Assistance for Specialty Crops Program			
10.652	D	195,903	-	Forestry Research			
10.674	D	882	-	Wood Utilization Assistance			
10.699	D	672,167	-	Partnership Agreements			
10.707	D	115,742	-	Research Joint Venture and Cost Reimbursable Agreements			
10.777	D	61,509	-	Norman E. Borlaug International Agricultural Science and Technology Fellowship			
10.902	D	133,703	-	Soil and Water Conservation			
10.903	D	213,309	59,971	Soil Survey			
10.912	I	2,355	-	Environmental Quality Incentives Program	WLFW 2019-03	Pheasants Forever	
10.912	I	6,600	-	Environmental Quality Incentives Program	68-F352-17-265	Puerto Rico Nrcs	
10.961	D	(819)	-	Scientific Cooperation and Research			
10.RD	D	6,967	-	U. S. Department of Agriculture			A16-1660-001
10.RD	D	53,372	-	U. S. Department of Agriculture			A19-0197-001
10.RD	D	34,239	19,339	U. S. Department of Agriculture			17-JV-11272138-069
10.RD	D	56,085	-	U. S. Department of Agriculture			18-JV-11330140-007
10.RD	D	11,077	-	U. S. Department of Agriculture			19-PA-11081100-185
10.RD	D	38,592	-	U. S. Department of Agriculture			19-CS-11083150-250
10.RD	D	5,453	-	U. S. Department of Agriculture			19-JV-11242314-113
10.RD	D	23,038	-	U. S. Department of Agriculture			19-JV-11242306-117
10.RD	D	19,941	-	U. S. Department of Agriculture			G-240741
10.RD	I	(2,072)	-	U. S. Department of Agriculture	1600013/ SR00004155	University of Maryland at Baltimore (UMB)	A15-1704-001
10.RD	I	24,036	-	U. S. Department of Agriculture	18-04-NCSU	Christmas Tree Promotion Board	2019-1611
10.RD	I	238,883	-	U. S. Department of Agriculture	1-312-0215472-52847L	Rti International	USDAFSISAG3A94D160130
10.RD	I	203,581	(9,998)	U. S. Department of Agriculture	534667	Found. For Food & Agri. Res	5-34667
10.RD	I	82,647	-	U. S. Department of Agriculture	E17-99	U.S. Endow For Forest & Comm.	16-JV-11111136-094
10.RD	I	54,423	-	U. S. Department of Agriculture	1-312-0216148-65141L	Rti International	USDAFSISAG3A94D160138
10.RD	I	9,706	-	U. S. Department of Agriculture	M1801860	Texas A&M Agrilife Research	M1801860
10.RD	I	157,089	-	U. S. Department of Agriculture	T15GXTASC	American Seed Trade Assoc	2018-2373
10.RD	I	(3,115)	-	U. S. Department of Agriculture	SUBAWARD NO:ASU330109	Alcorn State University	G-280897
10.RD	I	6,475	-	U. S. Department of Agriculture	SUBAWARD NO: H006425303	University of Minnesota	G-280996
10.RD	I	43,296	-	U. S. Department of Agriculture	Email dated 6/14/19	University of Georgia	G-281073
10.RD	I	1,251	-	U. S. Department of Agriculture	Subaward No: F0004577402019	Purdue University	G-281110
		35,751,721	6,224,277	Total — Research and Development — U. S. Department of Agriculture			

SCHEDULE OF EXPENDITURES OF FEDERAL AWARDS (DETAIL)

For the Fiscal Year Ended June 30, 2020

Federal CFDA Number	Direct / Indirect	Program Expenditures	Amount Provided to Subrecipients	CFDA Program Title	Pass-Through Entity Number	Pass-Through Entity Name	Additional Award Information
U. S. Department of Commerce							
11.012	D	228,977	20,264	Integrated Ocean Observing System (IOOS)			
11.012	I	97,400	-	Integrated Ocean Observing System (IOOS)	IOOS.16(028)UNCCH.HS	SECOORA Program	
11.012	I	6,186	-	Integrated Ocean Observing System (IOOS)	IOOS.16(028)NCSU.RH.GLD.1	Secoora	
11.012	I	86,526	-	Integrated Ocean Observing System (IOOS)	IOOS.16(028)NCSU.RH.MOD.1	Secoora	
11.012	I	222,507	208,988	Integrated Ocean Observing System (IOOS)	10OS.16(028)UNCW.LL.OBS.1	SECOORA	
11.020	D	(1)	-	Cluster Grants			
11.021	I	23,155	-	NOAA Small Business Innovation Research (SBIR) Program	SBIR PROGRAM	Attogene	
11.022	I	15,056	-	Bipartisan Budget Act of 2018	IOOS.19(015)UNCCH.HS	SECOORA Program	
11.022	I	14,719	-	Bipartisan Budget Act of 2018	IOOS.19(191)UNCCH.HS	SECOORA Program	
11.022	I	29,989	-	Bipartisan Budget Act of 2018	IOOS.19.15 UNCW LL SUP REPAIRS 1	SECOORA	
11.303	D	128,686	-	Economic Development Technical Assistance			
11.417	D	274,520	139,552	Sea Grant Support			
11.417	I	32,749	-	Sea Grant Support	2017-2018-012	University of Puerto Rico	
11.419	I	238,620	-	Coastal Zone Management Administration Awards	3004232333	University of Michigan Board of Regents	
11.419	I	20,648	-	Coastal Zone Management Administration Awards	290130D	University of Oregon	
11.419	I	145,542	-	Coastal Zone Management Administration Awards	3004278672	Regents of the University of Michigan	
11.427	D	84,531	-	Fisheries Development and Utilization Research and Development Grants and Cooperative Agreements Program			
11.431	D	173,798	-	Climate and Atmospheric Research			
11.431	I	203,417	-	Climate and Atmospheric Research	17-3250/PO2000030010	University of South Carolina (USC)	
11.431	I	3,041	-	Climate and Atmospheric Research	19-3819	Univ Of South Carolina	
11.431	I	381	-	Climate and Atmospheric Research	GSXXFFXXYS	Harmonic International	
11.431	I	57,511	-	Climate and Atmospheric Research	0803.19.064697 (#64697)	National Fish and Wildlife Foundation	
11.432	I	2,881,148	124,692	National Oceanic and Atmospheric Administration (NOAA) Cooperative Institutes	13342-Z7812001	Univ Of Maryland, College Park	
11.432	I	2,705,846	534,617	National Oceanic and Atmospheric Administration (NOAA) Cooperative Institutes	80843-Z7553201	Univ Of Maryland, College Park	
11.432	I	86,600	-	National Oceanic and Atmospheric Administration (NOAA) Cooperative Institutes	URJ58	Florida Atlantic University	
11.433	D	32,248	-	Marine Fisheries Initiative			
11.439	D	45,430	-	Marine Mammal Data Program			
11.440	I	42	-	Environmental Sciences, Applications, Data, and Education	WC-133R-14-CN	Riverside Technology	
11.451	I	7,312	-	Gulf Coast Ecosystem Restoration Science, Observation, Monitoring, and Technology	A19-0206-S004	Univ Of South Alabama	
11.454	D	104,564	-	Unallied Management Projects			
11.459	D	195,072	-	Weather and Air Quality Research			
11.463	D	55,201	-	Habitat Conservation			
11.468	D	214,874	1,024	Applied Meteorological Research			
11.472	I	3,939	-	Unallied Science Program	A70-01	North Pacific Research Board	
11.478	D	71,153	-	Center for Sponsored Coastal Ocean Research Coastal Ocean Program			
11.478	I	302	-	Center for Sponsored Coastal Ocean Research Coastal Ocean Program	NA288A-A	Oregon State University	
11.482	D	21,243	-	Coral Reef Conservation Program			
11.609	D	576,306	183,725	Measurement and Engineering Research and Standards			
11.609	I	26,720	-	Measurement and Engineering Research and Standards	RJ118-G1	Georgia Institute of Technology	
11.619	I	629,437	-	Arrangements for Interdisciplinary Research Infrastructure	PC2.1-059	University of Delaware	
11.619	I	278,625	-	Arrangements for Interdisciplinary Research Infrastructure	PC1.0-35	Nimbl - Univ Of Delaware	
11.619	I	42,946	-	Arrangements for Interdisciplinary Research Infrastructure	52888 (SP2.0-005)	Nimbl - Univ Of Delaware	
11.619	I	4,853	-	Arrangements for Interdisciplinary Research Infrastructure	PC2.1-059	Nimbl - Univ Of Delaware	
11.619	I	54,029	-	Arrangements for Interdisciplinary Research Infrastructure	PC2.2-090	Nimbl - Univ Of Delaware	
11.619	I	755,196	-	Arrangements for Interdisciplinary Research Infrastructure	SUBAWARD # 45781	Nimbl - Univ Of Delaware	
11.619	I	4,787	-	Arrangements for Interdisciplinary Research Infrastructure	NIIMBLSP1.0-2 GENETHERAPY	Nimbl - Univ Of Delaware	
11.619	I	181,528	-	Arrangements for Interdisciplinary Research Infrastructure	PC1.0-3	Nimbl - Univ Of Delaware	
11.619	I	9,366	-	Arrangements for Interdisciplinary Research Infrastructure	PC1.0-037	Nimbl - Univ Of Delaware	
11.619	I	360	-	Arrangements for Interdisciplinary Research Infrastructure	PC2.2-120	Nimbl - Univ Of Delaware	
11.619	I	8,912	-	Arrangements for Interdisciplinary Research Infrastructure	SP1.0-1 SPIDER	Nimbl - Univ Of Delaware	
11.619	I	62,481	-	Arrangements for Interdisciplinary Research Infrastructure	PC1.0-16	Nimbl - Univ Of Delaware	
11.619	I	218,598	-	Arrangements for Interdisciplinary Research Infrastructure	PC2.2-106	Nimbl - Univ Of Delaware	
11.619	I	188,658	-	Arrangements for Interdisciplinary Research Infrastructure	PROJECT ID PC 1 0-10	University of Delaware	
11.620	D	40,607	-	Science, Technology, Business and/or Education Outreach			
11.999	D	124,608	-	Marine Debris Program			
11.RD	D	467,304	46,611	U. S. Department of Commerce			A17-0434-001
11.RD	D	11,713	-	U. S. Department of Commerce			A17-0434-009
11.RD	D	15,708	-	U. S. Department of Commerce			A20-1006-001
11.RD	D	36,252	-	U. S. Department of Commerce			1305M219NFFM0201
11.RD	I	(14,352)	-	U. S. Department of Commerce	TASK ORDER#2017-2967	Synoptic Data	EA-133W-16-CQ-0054
		12,237,574	1,259,473	Total — Research and Development — U. S. Department of Commerce			
U. S. Department of Defense							
12.110	I	6	-	Planning Assistance to States	170191F-501	Blue Ridge Research & Consulting	
12.300	D	5,782,722	1,368,949	Basic and Applied Scientific Research			
12.300	I	21,333	-	Basic and Applied Scientific Research	13224200	Woods Hole Oceanographic Institution	

SCHEDULE OF EXPENDITURES OF FEDERAL AWARDS (DETAIL)

For the Fiscal Year Ended June 30, 2020

Federal		Amount		CFDA Program Title	Pass-Through Entity Number	Pass-Through Entity Name	Additional Award Information
CFDA Number	Direct / Indirect	Program Expenditures	Provided to Subrecipients				
12.300	I	132,979	-	Basic and Applied Scientific Research	313-0855	Duke University	
12.300	I	75,669	-	Basic and Applied Scientific Research	A20-0047-S004	Rensselaer Polytechnic Institute (RPI)	
12.300	I	18,583	-	Basic and Applied Scientific Research	KAI-ONR-2018-01	Kai, Llc	
12.300	I	3,399	-	Basic and Applied Scientific Research	X20-801009-NCSU	Nat'L Inst. Of Aerospace	
12.300	I	7,829	-	Basic and Applied Scientific Research	130417-5114575	Harvard University	
12.300	I	98,285	-	Basic and Applied Scientific Research	17-206	Arizona State Univ.	
12.300	I	39,285	-	Basic and Applied Scientific Research	N6833519C0763	Perceptronics Solutions	
12.330	D	65,109	-	Science, Technology, Engineering & Mathematics (STEM) Education, Outreach and Workforce Program			
12.335	D	172,032	-	Navy Command, Control, Communications, Computers, Intelligence, Surveillance, and Reconnaissance			
12.351	D	1,003,213	160,042	Scientific Research - Combating Weapons of Mass Destruction		Johns Hopkins University	
12.351	I	14,069	-	Scientific Research - Combating Weapons of Mass Destruction	2002708651	Ohio State University	
12.351	I	24,700	-	Scientific Research - Combating Weapons of Mass Destruction	60071490	Board Reg Univ System Georgia	
12.351	I	1	-	Scientific Research - Combating Weapons of Mass Destruction	RF577- G2	Oregon State Univ.	
12.351	I	131,099	-	Scientific Research - Combating Weapons of Mass Destruction	X0214A-B	Vanderbilt University	
12.351	I	80,329	-	Scientific Research - Combating Weapons of Mass Destruction	UNIV59846		
12.355	D	564,583	-	Pest Management and Vector Control Research			
12.360	I	21,434	-	Research on Chemical and Biological Defense	S-10456-01	Geneva Foundation	
12.360	I	89,703	-	Research on Chemical and Biological Defense	W911NF1220022	The John Hopkins University	
12.420	D	6,899,838	229,623	Military Medical Research and Development			
12.420	I	541	-	Military Medical Research and Development	V-1357-06	Geneva Foundation	
12.420	I	165,559	-	Military Medical Research and Development	3150/ 855506	Henry M Jackson Foundation	
12.420	I	(128)	-	Military Medical Research and Development	S-1435-01	Geneva Foundation	
12.420	I	32,991	-	Military Medical Research and Development	S-10495-01	Geneva Foundation	
12.420	I	1,679	-	Military Medical Research and Development	VUMC62768	Vanderbilt University	
12.420	I	102,198	-	Military Medical Research and Development	3200002668-19-039 7	University of Kentucky (UK)	
12.420	I	11,318	-	Military Medical Research and Development	CVRE-04	Minnesota Veterans Medical Research and	
12.420	I	102,282	-	Military Medical Research and Development	3130817	Duke University	
12.420	I	15,336	-	Military Medical Research and Development	309-01	SUNY Buffalo Roswell Park Cancer Institute	
12.420	I	27,088	-	Military Medical Research and Development	W81XWH1810802	Collaborations Pharmaceuticals, Inc.	
12.420	I	14,223	-	Military Medical Research and Development	W81XWH-17-1-0019	Medical College of Wisconsin	
12.420	I	5,210	-	Military Medical Research and Development	1-3120216893-65739L	Research Triangle Institute (RTI Interna)	
12.420	I	24,289	-	Military Medical Research and Development	10048596-01/POU00022	University of Utah	
12.420	I	7,565	-	Military Medical Research and Development	R1199413	SUNY at Buffalo	
12.420	I	52,812	-	Military Medical Research and Development	GMO201204	University of Texas Southwestern Medical	
12.420	I	115,841	-	Military Medical Research and Development	Z3C00010 0011340322	University of Kansas Medical Center	
12.420	I	22,683	-	Military Medical Research and Development	GK000274 (CON-80000078)	Yale University	
12.420	I	194,701	-	Military Medical Research and Development	C16J12325 (J00246)	Yale University	
12.420	I	110,194	-	Military Medical Research and Development	GG12011 154266	Univ Of Virginia	
12.431	D	5,066,258	1,148,694	Basic Scientific Research			
12.431	I	68,184	-	Basic Scientific Research	92689088	University of Southern California (USC)	
12.431	I	30,999	-	Basic Scientific Research	E256GVA026	University of California at Merced	
12.431	I	202,494	-	Basic Scientific Research	574211	Trustees of the Univ. of Pennsylvania	
12.431	I	139,769	37,372	Basic Scientific Research	1130233-423126	Carnegie Mellon Univ	
12.431	I	121,380	-	Basic Scientific Research	10593502	Univ Of Southern Cal	
12.431	I	11,506	-	Basic Scientific Research	101150-115190	Wake Forest University	
12.431	I	12,234	-	Basic Scientific Research	X16-8327-NCSU	Nat'L Inst. Of Aerospace	
12.431	I	160,016	-	Basic Scientific Research	0160 G UA560	Univ Of California-Los Angeles	
12.598	D	117,731	93,621	Centers for Academic Excellence			
12.630	D	1,784,182	27,840	Basic, Applied, and Advanced Research in Science and Engineering			
12.630	I	47,246	-	Basic, Applied, and Advanced Research in Science and Engineering	004	Affoa	
12.630	I	59,710	-	Basic, Applied, and Advanced Research in Science and Engineering	T0018	Armi	
12.630	I	614,515	337,568	Basic, Applied, and Advanced Research in Science and Engineering	PO# US001-0000-744993	Battelle Memorial Institute	
12.630	I	44,134	-	Basic, Applied, and Advanced Research in Science and Engineering	D01-W911SR-14-2-0001-0029	Dept of Defense	
12.632	I	55,983	-	Legacy Resource Management Program	E18-91	U.S. Endow For Forest & Comm.	
12.750	D	18,279	800	Uniformed Services University Medical Research Projects			
12.750	I	141,683	-	Uniformed Services University Medical Research Projects	2830084	Duke University	
12.750	I	24,850	-	Uniformed Services University Medical Research Projects	S-11021-14-01	Geneva Foundation	
12.800	D	4,008,292	345,568	Air Force Defense Research Sciences Program			
12.800	I	120,659	-	Air Force Defense Research Sciences Program	010635-002	University of Cincinnati	
12.800	I	37,873	-	Air Force Defense Research Sciences Program	25-1123-0042-002	University of Nebraska at Lincoln	
12.800	I	41	-	Air Force Defense Research Sciences Program	5011-NCSU-AFOSR-0067	Pennsylvania State Univ	
12.800	I	97,659	-	Air Force Defense Research Sciences Program	TS19-16-18-001	Taitech, Inc.	
12.800	I	106,955	-	Air Force Defense Research Sciences Program	085341-16309	Univ Of Illinois- Urbana	
12.800	I	50,307	-	Air Force Defense Research Sciences Program	X19-901038-NCSU	Nat'L Inst. Of Aerospace	
12.800	I	10,308	-	Air Force Defense Research Sciences Program	NB18-20-21	Nbmc / Semi	
12.800	I	49,687	-	Air Force Defense Research Sciences Program	6122-NCSU-AFOSR-0295	Pennsylvania State Univ	
12.800	I	85,814	-	Air Force Defense Research Sciences Program	AWD100348 (SUB00000078)	Univ Of Chicago	

SCHEDULE OF EXPENDITURES OF FEDERAL AWARDS (DETAIL)

For the Fiscal Year Ended June 30, 2020

Federal		Amount		CFDA Program Title	Pass-Through Entity Number	Pass-Through Entity Name	Additional Award Information
CFDA Number	Direct / Indirect	Program Expenditures	Provided to Subrecipients				
12.800	I	8,663	-	Air Force Defense Research Sciences Program	Subaward No: 575203	University of Pennsylvania	
12.901	D	171,262	-	Mathematical Sciences Grants			
12.902	D	938,814	260,671	Information Security Grants			
12.903	D	80,964	-	GenCyber Grants Program			
12.905	D	35,545	-	CyberSecurity Core Curriculum			
12.910	D	3,246,490	2,518,895	Research and Technology Development			
12.910	I	323,369	-	Research and Technology Development	UWSC11456 / 43409	University of Washington	
12.910	I	505,071	-	Research and Technology Development	11542sc	University of California at San Francisco	
12.910	I	19,259	-	Research and Technology Development	2016-2194	Profusa, Inc.	
12.910	I	316,518	-	Research and Technology Development	ASUB00000246	Arizona State Univ.	
12.910	I	56,878	-	Research and Technology Development	SUB00001729	Univ Of Florida	
12.910	I	267,900	-	Research and Technology Development	60066428 PO# RF01539663	Ohio State Univ.	
12.910	I	433,322	-	Research and Technology Development	60075277 (PO# RF01599338)	Ohio State Univ.	
12.910	I	(8,741)	-	Research and Technology Development	W911NF-16-1-0341	Profusa, Inc.	
12.910	I	681,210	-	Research and Technology Development	60066428	Ohio State Univ.	
12.RD	D	(54)	-	U. S. Department of Defense			A04-0515-001
12.RD	D	(1,526)	-	U. S. Department of Defense			A16-0044-001
12.RD	D	587,768	262,332	U. S. Department of Defense			A17-1205-001
12.RD	D	27,619	-	U. S. Department of Defense			A18-0086-003
12.RD	D	(2,197)	-	U. S. Department of Defense			A18-1156-001
12.RD	D	773,707	232,444	U. S. Department of Defense			A18-1547-001
12.RD	D	326	-	U. S. Department of Defense			A19-0058-001
12.RD	D	343,714	-	U. S. Department of Defense			A19-1486-001
12.RD	D	108,131	-	U. S. Department of Defense			A19-1547-001
12.RD	D	84,402	-	U. S. Department of Defense			A19-1624-001
12.RD	D	35,834	-	U. S. Department of Defense			A20-0940-001
12.RD	D	(32)	-	U. S. Department of Defense			W91CRB-13-C-0049
12.RD	D	168,212	90,090	U. S. Department of Defense			HQ0147-15-C-6008
12.RD	D	7,430,803	2,862,971	U. S. Department of Defense			H98230-19-D-0012
12.RD	D	30,314	-	U. S. Department of Defense			W912HZ18C0026
12.RD	D	(2,550)	-	U. S. Department of Defense			2016-2937 FA9550-17-1-0157
12.RD	D	29,219	-	U. S. Department of Defense			2019-3108 W912HZ2020001
12.RD	D	134,806	-	U. S. Department of Defense			W912HZ-17-2-0010
12.RD	D	36,482	-	U. S. Department of Defense			2018-3165
12.RD	D	61,980	-	U. S. Department of Defense			W911QY-16-P-0197
12.RD	D	180,995	-	U. S. Department of Defense			2019-3242
12.RD	D	58,878	-	U. S. Department of Defense			2020-1005
12.RD	D	30,292	-	U. S. Department of Defense			W912HZ-20-2-0012/0017
12.RD	D	(13,645)	-	U. S. Department of Defense			G-210169
12.RD	D	91,988	-	U. S. Department of Defense			G-210205
12.RD	D	20,175	-	U. S. Department of Defense			G-210221
12.RD	D	100,139	31,463	U. S. Department of Defense			G-210225
12.RD	D	16,036	-	U. S. Department of Defense			G-210228
12.RD	I	(27)	-	U. S. Department of Defense	888-11-16-04/5-312-0	Research Triangle Institute (RTI Interna	A13-0588-001
12.RD	I	(44,671)	-	U. S. Department of Defense	N/A	Banyan Systems, Inc.	A13-1387-001
12.RD	I	91,769	-	U. S. Department of Defense	3005449466 30054494	University of Michigan (UMICH)	A15-1710-005
12.RD	I	1,455	-	U. S. Department of Defense	3005983389 SUBK0000	University of Michigan (UMICH)	A15-1710-007
12.RD	I	59,550	-	U. S. Department of Defense	S-002752.02.BASIC.UN	Applied Research Associates, Inc.	A15-1715-001
12.RD	I	624,878	-	U. S. Department of Defense	RH512-G/PO-5004249	Georgia Institute of Technology Research	A17-0825-001
12.RD	I	14,457	-	U. S. Department of Defense	86956	Creare, Inc.	A17-0988-001
12.RD	I	66,588	-	U. S. Department of Defense	S-255-003253-01-UNC	Applied Research Associates, Inc.	A17-1640-001
12.RD	I	6,782	-	U. S. Department of Defense	1-340-0216217-65155L	Research Triangle Institute (RTI Interna	A17-1749-001
12.RD	I	72,921	-	U. S. Department of Defense	4500002663	Boston University Board of Trustees	A17-1771-001
12.RD	I	75,308	-	U. S. Department of Defense	3130816	Duke University	A18-1436-001
12.RD	I	28,971	-	U. S. Department of Defense	1130225-397261	Carnegie Mellon University (CMU)	A18-1491-001
12.RD	I	43,170	-	U. S. Department of Defense	313-0868	Duke University	A18-1565-001
12.RD	I	329,718	-	U. S. Department of Defense	4775/PO#958958	Henry M Jackson Foundation	A19-0969-001
12.RD	I	885,510	124,833	U. S. Department of Defense	1909-005	Medical CBRN Defense Consortium (MCDCC)	A20-0490-001
12.RD	I	25,000	-	U. S. Department of Defense	N/A	BioMojo, LLC	A20-0660-001
12.RD	I	14,633	-	U. S. Department of Defense	CVI7007-01	Control Vision, Inc.	FA8650-14-C-2434
12.RD	I	52,786	-	U. S. Department of Defense	TSI-2595-19-109038	Triton Systems, Inc.	TSI-2595-19-109038
12.RD	I	16,301	-	U. S. Department of Defense	SCN09652	Navigatek, Lcc	HR0011-20-C-0053
12.RD	I	90,812	-	U. S. Department of Defense	W31P4Q-18-C-0083	Perceptronics Solutions	W31P4Q-18-C-0083
12.RD	I	199,802	-	U. S. Department of Defense	1905	Storagenergy Tech, Inc.	W911NF-17-P-0053
12.RD	I	458,873	-	U. S. Department of Defense	PO00150493 / 4T126	Teledyne Scientific & Imaging	N6523619C8013
12.RD	I	138,063	-	U. S. Department of Defense	1625275	Boeing Company	PO 1625275
12.RD	I	11,959	-	U. S. Department of Defense	PO # US001-0000720922	Battelle Memorial Institute	FA8075-14-F-0003/DO 0003
12.RD	I	339,490	14,970	U. S. Department of Defense	218-884 PROJ AGMT NO. 1	Advanced Technology Intl	2019-0677 CWMD1821-003/2018-884

SCHEDULE OF EXPENDITURES OF FEDERAL AWARDS (DETAIL)

For the Fiscal Year Ended June 30, 2020

Federal		Program Expenditures	Amount Provided to Subrecipients	CFDA Program Title	Pass-Through Entity Number	Pass-Through Entity Name	Additional Award Information
CFDA Number	Direct / Indirect						
12.RD	I	29,290	-	U. S. Department of Defense	18-1025	Corvid Technologies	2018-1025 HQ0147-19-C-7000
12.RD	I	8,798	-	U. S. Department of Defense	VADUM-19-SC-0003	Vadum, Inc.	2019-1333 VADUM-19-SC-0003 A172-132-018
12.RD	I	24,920	-	U. S. Department of Defense	4600006792	Aerospace Corporation	2020-1046 46000006792
12.RD	I	12,803	-	U. S. Department of Defense	2020-1236	Haley & Aldrich, Inc.	2020-1236 W91HQ18C00081
12.RD	I	5,766	-	U. S. Department of Defense	2020-2232	Nahsai, LLC	2020-2232 FA864920P0600
12.RD	I	33,567	-	U. S. Department of Defense	2020-2016	Ampac, LLC	2020-2016 N6833518C0180
12.RD	I	40,600	12,747	U. S. Department of Defense	108781SB3J	Booz Allen Hamilton, Inc.	FA8650-12-D-3211-0003 (Triad TO#3, SISA)
12.RD	I	18,460	-	U. S. Department of Defense	W912HQ-17-C-0028	Strategic Envir Rsch & Dev Pgm	W912HQ-17-C-0028
12.RD	I	10,844	-	U. S. Department of Defense	88906	Creare, Incorporated	2017-2222 8906 N68335-17-C-0405
12.RD	I	15,059	-	U. S. Department of Defense	XO200A-A	Oregon State Univ.	W912HQ17C0048
12.RD	I	77,543	-	U. S. Department of Defense	N39430-17-C-1941	Aptim	N39430-17-C-1941
12.RD	I	175,919	-	U. S. Department of Defense	342902NCSU	Luna Innovations, Inc	342902NCSU W911QY-18-C-0003 3429-ARM-2T
12.RD	I	44,309	-	U. S. Department of Defense	58-3020-8-11	All Things Bugs, LLC	140D6318C0055
12.RD	I	24,417	-	U. S. Department of Defense	2018-3095	Espira, Inc	W911QY-17-C-0032
12.RD	I	77	-	U. S. Department of Defense	2363-1	Intelligent Automation, Inc.	140D6318C0059
12.RD	I	949	-	U. S. Department of Defense	2018-3344	Aded LLC	W911NF19P0027
12.RD	I	10,565	-	U. S. Department of Defense	N6833519-1	Propel LLC	N6833519C0132
12.RD	I	72,293	-	U. S. Department of Defense	700459524	Mit Lincoln Laboratory	2019-3269 PO7000459524 FA8702-15-D-0001
12.RD	I	23,963	-	U. S. Department of Defense	2037-1909	Sa Photonics	2019-0260 2037-1909 W911SR-19-C-0027
12.RD	I	19,792	-	U. S. Department of Defense	GS.1102.013.NCSU.19.01	Tda Research, Inc.	2020-0862 N68936-20-C-0003
12.RD	I	12,352	-	U. S. Department of Defense	US001-0000765800	Battelle Memorial Institute	2019-0617 POU5001-0000765800 W911NF-19-C-0090
12.RD	I	58,337	-	U. S. Department of Defense	2020-0238	Quantum Ventura Inc.	2020-0238 140D0420C0015 HE001119S0035-07
12.RD	I	8,755	-	U. S. Department of Defense	20-1196	Perceptronics Solutions	2020-1196 N6833519C0838
12.RD	I	8,755	-	U. S. Department of Defense	20-1197	Perceptronics Solutions	2020-1197 N6833519C0754
12.RD	I	23,433	-	U. S. Department of Defense	2020-1237/W912CG20C0008	Adroit Materials, Inc.	2020-1237 W912CG20C0008
12.RD	I	11,232	-	U. S. Department of Defense	PO20-01096	Applied Research Assoc. (Ara)	2019-3054 PO20-01096 W911NF-17-D-0006
12.RD	I	3,007	-	U. S. Department of Defense	A101479	Woods Hole Oceanographic Inst.	2019-2250 A101479 N3943019C2173
12.RD	I	23,202	-	U. S. Department of Defense	15-0459	Brigham Young University	W900KK-15-C-0028
12.RD	I	(850)	-	U. S. Department of Defense	2016-0408	Adroit Materials, Inc.	W56KGU-15-C-0052
12.RD	I	(28,978)	-	U. S. Department of Defense	2017-1403	Nia Diagnostics, LLC	W911NF-17-C-0025
12.RD	I	(1,148)	-	U. S. Department of Defense	4315-1	Maxentric Technologies, LLC	W31P4Q-17-C-0020
12.RD	I	7,663	-	U. S. Department of Defense	TSI-2515-17-106536	Triton Systems, Inc.	FA9101-17-P-0095
12.RD	I	47,906	-	U. S. Department of Defense	2018-0174	Vadum, Inc.	W911NF-17-C-0086
12.RD	I	146,209	-	U. S. Department of Defense	2017-SC003	Coherent Technical Serv, Inc.	N68335-18-C-0007 2017-SC003
12.RD	I	29,364	-	U. S. Department of Defense	W81XWH-17-C-0192	Perceptronics Solutions	W81XWH-17-C-0192
12.RD	I	35,720	-	U. S. Department of Defense	SUBCONTRACT NO. 100058	Portland State University	W912HQ-18-C-0027 SUBCONTRACT NO. 100058
12.RD	I	28,878	-	U. S. Department of Defense	2018-0858	Adroit Materials, Inc.	2018-0858 N6893617C0068
12.RD	I	(14,523)	-	U. S. Department of Defense	DSC3130-01	Macaulay-Brown, Inc.	FA8075-14-D-0019 DSC3130-01
12.RD	I	27,965	-	U. S. Department of Defense	W912HQ18C0013	Strategic Envir Rsch & Dev Pgm	W912HQ18C0013
12.RD	I	28,104	-	U. S. Department of Defense	2017-2205	Radiabeam Technologies, LLC	2017-2205 N68335-18-C-0103
12.RD	I	106,317	-	U. S. Department of Defense	DSC3130-02	Macaulay-Brown, Inc.	N68335-19-C-0079 DSC3130-02
12.RD	I	38,750	-	U. S. Department of Defense	121-01	Sys Mat'L Res Corp, Smrc	SP4701-18-C-0070 121-01
12.RD	I	(19,257)	-	U. S. Department of Defense	2392-1	Intelligent Automation, Inc.	FA8651-18-9-007 2392-1
12.RD	I	30,341	-	U. S. Department of Defense	5019	Water Research Foundation	W912HQ-18-C-0048 5091
12.RD	I	54,297	-	U. S. Department of Defense	3577.01NCSU	Luna Innovations, Inc	W912HQ-19-P-0014 3577.01NCSU
12.RD	I	10,559	-	U. S. Department of Defense	2019-1688	Adroit Materials, Inc.	W911NF1P0016 2019-1688
12.RD	I	62,367	-	U. S. Department of Defense	165852-18F5828-19-18-C1	Universal Technology Company	2019-2673 165852-18F5828-19-18-C1
12.RD	I	69,895	-	U. S. Department of Defense	2019-2136	Adroit Materials, Inc.	2019-2136 W911NF19C0016
12.RD	I	13,590	-	U. S. Department of Defense	1904	Storageenergy Tech, Inc.	2020-0313 1904 W911NF-19-C-0074
12.RD	I	70,506	-	U. S. Department of Defense	2469-1	Intelligent Automation, Inc.	2019-1972 2469-1 FA8651-19-C-0122
12.RD	I	53,877	-	U. S. Department of Defense	VADUM-19-SC-0003	Vadum, Inc.	2020-1057 VADUM-19-SC-0003 A19C-007-0083
12.RD	I	1,685	-	U. S. Department of Defense	2020-0358	Nirsense LLC	2020-0358 W15QKN199108
12.RD	I	39,995	-	U. S. Department of Defense	2020-0584	Adroit Materials, Inc.	2020-0584 W911QX19P0221
12.RD	I	37,894	-	U. S. Department of Defense	2020-1180	Adroit Materials, Inc.	2020-1180 W911NF20C0020
12.RD	I	92,370	-	U. S. Department of Defense	2019-TSSA-0002	Mid Technology Corp	2020-0610 2019-TSSA-0002
12.RD	I	1,488	-	U. S. Department of Defense	20-004 FA8649-20-P-0343	Corvid Technologies	2020-1690 20-004FA8649-20-P-0343
12.RD	I	32,941	-	U. S. Department of Defense	3953-1	Maxentric Technologies, LLC	2020-1036 #3953-1 W911NF-20-P-0039
12.RD	I	67,947	-	U. S. Department of Defense	16246083-05	Univ Of Central Florida	16246083-04/FA8650-18-C-7823
12.RD	I	(17)	-	U. S. Department of Defense	SUB# D01-W911SR-14-2-0001-0019	MSRDC	G-280978

SCHEDULE OF EXPENDITURES OF FEDERAL AWARDS (DETAIL)

For the Fiscal Year Ended June 30, 2020

Federal		Amount					
CFDA Number	Direct / Indirect	Program Expenditures	Provided to Subrecipients	CFDA Program Title	Pass-Through Entity Number	Pass-Through Entity Name	Additional Award Information
12.RD	I	40,533	-	U. S. Department of Defense	SUB# D01-W911SR-14-2-001-0026	MSRDC	G-281000
12.RD	I	989	-	U. S. Department of Defense	SUBCONTRACT/PO #PS180003	Engineering Research and Consulting, Inc.	G-281010
12.RD	I	3,267	-	U. S. Department of Defense	2102796-17	Stevens Institute of Technology	G-281042
12.RD	I	4,954	-	U. S. Department of Defense	2102796-16	Stevens Institute of Technology	G-281043
12.RD	I	44,853	-	U. S. Department of Defense	Subaward # W911SR-14-2-0001	MSRDC	G-281077
12.RD	I	715	-	U. S. Department of Defense	Subcontract No: 2102964-05	Systems Engineering Research Center (SERC)	G-281103
		<u>52,520,031</u>	<u>10,161,493</u>	Total — Research and Development — U. S. Department of Defense			
<u>U. S. Central Intelligence Agency</u>							
13.RD	D	188,890	-	U. S. Central Intelligence Agency			A16-0697-001
13.RD	I	84,050	-	U. S. Central Intelligence Agency	202356/PO#P0057072	Florida Institute of Technology	A18-1486-001
13.RD	I	66,656	-	U. S. Central Intelligence Agency	CONTINGENCY DATED 9/28/18	Florida Institute of Technology Inc	G-281032
		<u>339,596</u>	-	Total — Research and Development — U. S. Central Intelligence Agency			
<u>U. S. Department of Housing and Urban Development</u>							
14.506	D	123,125	2,784	General Research and Technology Activity			
14.900	I	22,346	-	Lead-Based Paint Hazard Control in Privately-Owned Housing	T-14816	City of Greensboro	
14.906	D	53,216	-	Healthy Homes Technical Studies Grants			
14.RD	I	24,406	21,144	U. S. Department of Housing and Urban Development	2013-5-35 MBE	A.P. Sloan Found.	2013-5-35 MBE
		<u>223,093</u>	<u>23,928</u>	Total — Research and Development — U. S. Department of Housing and Urban Development			
<u>U. S. Department of Interior</u>							
15.232	D	69,382	11,081	Joint Fire Science Program			
15.423	D	725,624	670,343	Bureau of Ocean Energy Management (BOEM) Environmental Studies (ES)			
15.560	I	6,644	-	SECURE Water Act – Research Agreements	1205-1130-00-A	Univ Of South Florida	
15.608	I	1,726	-	Fish and Wildlife Management Assistance	SUB00002047	Univ Of Florida	
15.628	D	140,647	71,758	Multistate Conservation Grant			
15.630	D	10,679	-	Coastal			
15.650	D	33,773	5,614	Research Grants (Generic)			
15.654	D	44,435	-	National Wildlife Refuge System Enhancements			
15.657	D	3,016	-	Endangered Species Recovery Implementation			
15.663	I	221,524	-	NFWF-USFWS Conservation Partnership	8020.16.054141	Nat'L Fish & Wildlife Found.	
15.663	I	4,766	4,136	NFWF-USFWS Conservation Partnership	0104.18.058866	National Fish and Wildlife Foundation	
15.670	D	72,911	-	Adaptive Science			
15.678	D	155,193	-	Cooperative Ecosystem Studies Units			
15.805	D	59,806	16,384	Assistance to State Water Resources Research Institutes			
15.807	D	75,568	-	Earthquake Hazards Program Assistance			
15.807	I	36,972	-	Earthquake Hazards Program Assistance	118063058	Univ Of Southern Cal	
15.808	D	103,620	-	U. S. Geological Survey Research and Data Collection			
15.810	D	16,293	-	National Cooperative Geologic Mapping			
15.812	D	665,494	-	Cooperative Research Units			
15.820	D	1,356,406	302,072	National and Regional Climate Adaptation Science Centers			
15.945	D	538,876	98,412	Cooperative Research and Training Programs – Resources of the National Park System			
15.RD	D	67,945	7,584	U. S. Department of Interior			G19AC00364
15.RD	I	1,960	-	U. S. Department of Interior	NCOUA101339072017	Nature Conservancy	F12AC01516/NCOUA101339072017
		<u>4,413,260</u>	<u>1,187,384</u>	Total — Research and Development — U. S. Department of Interior			
<u>U. S. Department of Justice</u>							
16.026	D	70,997	-	OVW Research and Evaluation Program			
16.026	I	(3,349)	-	OVW Research and Evaluation Program	F-FY17-62-2727	Center For Court Innovations	
16.123	I	3,382	-	Community-Based Violence Prevention Program	205846	City of Fayetteville	
16.320	I	21,701	-	Services for Trafficking Victims	N/A	Restore NYC	
16.525	D	34,089	-	Grants to Reduce Domestic Violence, Dating Violence, Sexual Assault, and Stalking on Campus			
16.560	D	436,925	47,059	National Institute of Justice Research, Evaluation, and Development Project Grants			
16.560	I	(19,482)	-	National Institute of Justice Research, Evaluation, and Development Project Grants	2016-IJ-CX-0016	Vera Institute of Justice	
16.560	I	567,202	-	National Institute of Justice Research, Evaluation, and Development Project Grants	UNC-80	IRIS Media, Inc.	
16.560	I	11,784	-	National Institute of Justice Research, Evaluation, and Development Project Grants	SUB00002182	University of Florida	
16.560	I	34,741	-	National Institute of Justice Research, Evaluation, and Development Project Grants	131506-G003990	Washington State University	
16.560	I	11,056	-	National Institute of Justice Research, Evaluation, and Development Project Grants	18-3675	Univ Of South Carolina	
16.585	D	244,949	-	Drug Court Discretionary Grant Program			
16.609	I	3,580	-	Project Safe Neighborhoods	Cjcontract#2017-5010	Greensboro Police Department	
16.609	I	13,494	-	Project Safe Neighborhoods	2018-GP-BX-0035	NC Gang Investigators	
16.745	D	20,439	-	Criminal and Juvenile Justice and Mental Health Collaboration Program			
16.745	I	30,130	-	Criminal and Juvenile Justice and Mental Health Collaboration Program	1800000195	Durham County Office of the Sheriff	

SCHEDULE OF EXPENDITURES OF FEDERAL AWARDS (DETAIL)

For the Fiscal Year Ended June 30, 2020

Federal		Amount		CFDA Program Title	Pass-Through Entity Number	Pass-Through Entity Name	Additional Award Information
CFDA Number	Direct / Indirect	Program Expenditures	Provided to Subrecipients				
16.812	I	56,149	-	Second Chance Act Reentry Initiative	2018-RFK-NRC-001	Robert F. Kennedy Childrens Action Corps	
16.812	I	23,759	-	Second Chance Act Reentry Initiative	N/A	Durham County	
		<u>1,561,546</u>	<u>47,059</u>	Total — Research and Development — U. S. Department of Justice			
U. S. Department of Labor							
17.268	I	200,189	163,300	H-1B Job Training Grants	19200257-004	Purdue University	
17.502	D	(620)	-	Occupational Safety and Health Susan Harwood Training Grants			
		<u>199,569</u>	<u>163,300</u>	Total — Research and Development — U. S. Department of Labor			
U. S. Department of State							
19.040	I	16,963	-	Public Diplomacy Programs	701UNC	Making Cents International	
19.408	D	184,234	-	Academic Exchange Programs - Teachers			
19.501	D	37,892	14,194	Public Diplomacy Programs for Afghanistan and Pakistan			
19.900	D	24,999	-	AECA/ESF PD Programs			
		<u>264,088</u>	<u>14,194</u>	Total — Research and Development — U. S. Department of State			
U. S. Department of Transportation							
20.109	D	217,632	-	Air Transportation Centers of Excellence			
20.200	D	1,167,299	272,839	Highway Research and Development Program			
20.200	I	9,155	9,155	Highway Research and Development Program	HR 17-78 SUB0000919	National Academy of Sciences	
20.200	I	14,737	13,597	Highway Research and Development Program	HR 15-63 / UNIT 905	National Academy of Sciences	
20.200	I	56,102	23,368	Highway Research and Development Program	HR 17-83 SUB0001094	National Academy of Sciences	
20.200	I	28,529	-	Highway Research and Development Program	M1902513	Texas Transportation Institute	
20.200	I	37,081	9,897	Highway Research and Development Program	HR 17-93 SUB0001359	National Academy of Sciences	
20.200	I	1,324	-	Highway Research and Development Program	HR 17-95 SUB0001528	National Academy of Sciences	
20.200	I	(65)	-	Highway Research and Development Program	G-91279-02	Colorado State Univ.	
20.215	D	45,250	-	Highway Training and Education			
20.514	I	170,743	71,003	Public Transportation Research, Technical Assistance, and Training	TCRP B-46 / PO# SUB0	National Academy of Sciences	
20.614	I	3,483	-	National Highway Traffic Safety Administration (NHTSA) Discretionary Safety Grants and Cooperative Agreements	N/A	America Walks	
20.701	D	3,360,614	1,449,590	University Transportation Centers Program			
20.701	I	177,525	-	University Transportation Centers Program	UFDSP00011676	University of Florida	
20.701	I	886	-	University Transportation Centers Program	100041	Portland State University	
20.701	I	25,334	-	University Transportation Centers Program	UFDSP00011674	Univ Of Florida	
20.RD	D	31,006	21,922	U. S. Department of Transportation			A11-1251-001
20.RD	D	244,963	52,712	U. S. Department of Transportation			A18-0228-001
20.RD	D	43,636	-	U. S. Department of Transportation			A20-0997-001
20.RD	D	209,356	80,320	U. S. Department of Transportation			DTFH6117C00037
20.RD	I	3,967	-	U. S. Department of Transportation	ACRP A02-58/ SUB0000	National Academy of Sciences	A14-1401-001
20.RD	I	233,179	148,968	U. S. Department of Transportation	HR 17-72	National Academy of Sciences	A15-1512-001
20.RD	I	133,092	-	U. S. Department of Transportation	38541-15	Vanasse Hangen Brustlin, (VHB) Inc.	A16-1355-001
20.RD	I	800,855	-	U. S. Department of Transportation	38617-23	Vanasse Hangen Brustlin, (VHB) Inc.	A17-1457-001
20.RD	I	19,764	-	U. S. Department of Transportation	Task Order No. 3	TransAnalytics	A18-1633-001
20.RD	I	66,927	-	U. S. Department of Transportation	693JJ318F000339	Cadmus Group	A19-0386-001
20.RD	I	15,387	-	U. S. Department of Transportation	693JJ319F000371	Cadmus Group	A20-0505-001
20.RD	I	7,804	-	U. S. Department of Transportation	N/A	Dunlap and Associates, Inc.	A20-0623-001
20.RD	I	(16,539)	-	U. S. Department of Transportation	HR 09-54	National Academy Of Sciences	DTFH61-08-H-000035/HR 09-54
20.RD	I	19,576	-	U. S. Department of Transportation	S-001986-NCSU-00 14-00560	Applied Research Assoc. (Ara)	DTFH61-13-C-00025/S-001986-NCSU-00 14-00560
20.RD	I	51,985	-	U. S. Department of Transportation	HR 03-113 / SUB0000490	National Academy Of Sciences	DTFH61-13-H-00024/HR 03-113SUB0000490
20.RD	I	91,889	91,889	U. S. Department of Transportation	HR-03-113	National Academy Of Sciences	DTFH61-13-H-00024/HR 03-113SUB0000490
20.RD	I	14,061	-	U. S. Department of Transportation	AMEND #10 / UFDSP00011674	Univ Of Florida	69A3551747104
20.RD	I	14,416	-	U. S. Department of Transportation	AMEND #20 / UFDSP00011674	Univ Of Florida	69A3551747104
20.RD	I	14,169	-	U. S. Department of Transportation	AMEND #21 / UFDSP00011674	Univ Of Florida	69A3551747104
20.RD	I	6,718	-	U. S. Department of Transportation	AMEND #22 / UFDSP00011674	Univ Of Florida	69A3551747104
20.RD	I	51,012	-	U. S. Department of Transportation	UFDSP00011674 (AMEND #12)	Univ Of Florida	69A3551747104
20.RD	I	218,082	-	U. S. Department of Transportation	S-769-D00099-00212-00-NCS	Applied Research Assoc. (Ara)	S-769-D00099-00212-00-NCSU/DTH6114D00008
20.RD	I	9	-	U. S. Department of Transportation	02563018	Alaska Dot	4000(162)
20.RD	I	107,917	-	U. S. Department of Transportation	25183004	Alaska Dot	0527(028)
20.RD	I	23,026	-	U. S. Department of Transportation	2016-015	Toxcel, Llc	DTNH2216D00012
20.RD	I	47,083	-	U. S. Department of Transportation	188907	Wsp USA	7-000019150
20.RD	I	3,291	-	U. S. Department of Transportation	S-0194-D00194.00083-NCSU	Applied Research Assoc. (Ara)	S-0194-D00194.00083-NCDU
20.RD	I	240,446	-	U. S. Department of Transportation	DTPH5616C00001	Pipeline & Hazardous Materials	DTPH5616C00001
20.RD	I	25,197	-	U. S. Department of Transportation	AMEND. #2 / UFDSP00011674	Univ Of Florida	69A3551747104
20.RD	I	18,107	-	U. S. Department of Transportation	AMEND. #4 / UFDAP00011674	Univ Of Florida	69A3551747104
20.RD	I	(1,510)	-	U. S. Department of Transportation	AMEND #5 / UFDSP00011674	Univ Of Florida	69A3551747104

SCHEDULE OF EXPENDITURES OF FEDERAL AWARDS (DETAIL)

For the Fiscal Year Ended June 30, 2020

Federal		Amount		CFDA Program Title	Pass-Through Entity Number	Pass-Through Entity Name	Additional Award Information
CFDA Number	Direct / Indirect	Program Expenditures	Provided to Subrecipients				
20.RD	I	69,710	-	U. S. Department of Transportation	25193012	Alaska Dot	4000(184)
20.RD	I	6,663	-	U. S. Department of Transportation	Subaward Agreement: 460732-190	Virginia Polytechnic Institute and State University	G-281100
		8,130,873	2,245,260	Total — Research and Development — U. S. Department of Transportation			
U. S. Appalachian Regional Commission							
23.011	D	203,840	66,874	Appalachian Research, Technical Assistance, and Demonstration Projects			
		203,840	66,874	Total — Research and Development — U.S. Appalachian Regional Commission			
U. S. Office of Personnel Management							
27.011	D	13,003	-	Intergovernmental Personnel Act (IPA) Mobility Program			
		13,003	-	Total — Research and Development — U. S. Office of Personnel Management			
U. S. Library of Congress							
42.RD	I	4,185	-	U. S. Library of Congress	N/A	Waynesburg University	A18-0509-001
42.RD	I	8,000	-	U. S. Library of Congress	2020-0608	Waynesburg University	2020-0608
		12,185	-	Total — Research and Development — U. S. Library of Congress			
U. S. National Aeronautics and Space Administration							
43.001	D	1,821,638	301,236	Science			
43.001	I	7,339	-	Science	16-806	Arizona State University	
43.001	I	53,516	-	Science	1295 G UA448	University of California at Los Angeles	
43.001	I	42,342	-	Science	UWSC11155 / PO40116	University of Washington	
43.001	I	27,735	-	Science	7-10888-02	Carnegie Institution of Washington	
43.001	I	25,574	-	Science	OAI-NSSC2-20170	Ohio Aerospace Institute	
43.001	I	17,405	-	Science	160823	Johns Hopkins University	
43.001	I	7,043	-	Science	NNX16AN91G	Goddard Space Flight Center	
43.001	I	20,770	-	Science	GO6-17070X	Smithsonian Astrophys Observ	
43.001	I	14,938	-	Science	GO6-17064B	Smithsonian Astrophys Observ	
43.001	I	44,235	-	Science	GO7-18068X	Smithsonian Astrophys Observ	
43.001	I	25,439	-	Science	SUBAWD000767	Univ Corp Atmos Res	
43.001	I	60,179	-	Science	GO8-19053X	Smithsonian Astrophys Observ	
43.001	I	40,736	-	Science	GO9-20067X	Smithsonian Astrophys Observ	
43.001	I	3,517	-	Science	GO6-17062X	Smithsonian Astrophys Observ	
43.001	I	68,072	-	Science	4500002641	Boston University	
43.001	I	11,134	-	Science	HST_GO-13482.011-A	Space Telescope Science Institute	
43.001	I	24,586	-	Science	RSA No:1632388	Jet Propulsion Laboratory	
43.001	I	8,269	-	Science	RSA No: 1646362	Jet Propulsion Laboratory	
43.002	I	331,201	-	Aeronautics	17-3379 PO2000034205	Univ Of South Carolina	
43.002	I	64,387	-	Aeronautics	SUBAWARD # 60061599	Ohio State University	
43.003	D	202,260	-	Exploration			
43.007	D	107,279	-	Space Operations			
43.008	D	260,039	-	Office of Stem Engagement (OSTEM)			
43.008	I	27,800	-	Office of Stem Engagement (OSTEM)	C15-2B00-NCSU-201160-NCSU	Nat'L Inst. Of Aerospace	
43.008	I	26,601	-	Office of Stem Engagement (OSTEM)	49A24-A	Ny City College Of Technology	
43.008	I	(15,272)	-	Office of Stem Engagement (OSTEM)	C15-2B00-NCSU 401003-NCSU	Nat'L Inst. Of Aerospace	
43.012	D	125,178	-	Space Technology			
43.012	I	2,727	-	Space Technology	A20-0143-S001	Rensselaer Polytechnic Inst.	
43.RD	D	414,787	140,793	U. S. National Aeronautics and Space Administration			A18-1142-001
43.RD	D	105,121	-	U. S. National Aeronautics and Space Administration			A19-0743-001
43.RD	D	57,599	36,467	U. S. National Aeronautics and Space Administration			A19-0987-001
43.RD	D	74,909	-	U. S. National Aeronautics and Space Administration			A20-0338-001
43.RD	D	42,208	16,423	U. S. National Aeronautics and Space Administration			NNX16AL68G
43.RD	D	3,657	-	U. S. National Aeronautics and Space Administration			C15-2B00-NCSU/201157-NCSU
43.RD	I	1,959	-	U. S. National Aeronautics and Space Administration	PO 0001847	Science Systems Applications, Inc.	A15-0644-001
43.RD	I	2,295	-	U. S. National Aeronautics and Space Administration	HST-GO-14912.006A	Space Telescope Science Institute	A18-0446-001
43.RD	I	3,959	-	U. S. National Aeronautics and Space Administration	HST-GO-15073.005-A	Space Telescope Science Institute	A18-0814-001
43.RD	I	6,397	-	U. S. National Aeronautics and Space Administration	HST-GO-15072.002-A	Space Telescope Science Institute	A18-1419-001
43.RD	I	7,800	-	U. S. National Aeronautics and Space Administration	1609860	California Institute of Technology (CalT)	A19-0538-001
43.RD	I	4,271	-	U. S. National Aeronautics and Space Administration	1607153	California Institute of Technology (CalT)	A19-0540-001
43.RD	I	36,654	-	U. S. National Aeronautics and Space Administration	HST-GO-15651.008-A	Space Telescope Science Institute	A19-1287-001
43.RD	I	26,640	-	U. S. National Aeronautics and Space Administration	C15-2B00-NCSU 201121-NCSU	Nat'L Inst. Of Aerospace	NNL09AA00A/80LARC17C0004/
43.RD	I	247,267	-	U. S. National Aeronautics and Space Administration	C15-2B00-NCSU 301003-NCSU	Nat'L Inst. Of Aerospace	C15-2B00-NCSU 201121-NCSU
43.RD	I	47,233	-	U. S. National Aeronautics and Space Administration	C15-2B00-NCSU-401012-NCSU	Nat'L Inst. Of Aerospace	NNL09AA00A/80LARC17C0004/
43.RD	I	14,498	-	U. S. National Aeronautics and Space Administration	HST-GO-15339.011-A	Space Telescope Science Inst	C15-2B00-NCSU 301003-NCSU
43.RD	I	4,477	-	U. S. National Aeronautics and Space Administration	HST-GO-15826.006-A	Space Telescope Science Inst	NNL09AA00A/80LARC17C0004/

SCHEDULE OF EXPENDITURES OF FEDERAL AWARDS (DETAIL)

For the Fiscal Year Ended June 30, 2020

Federal		Amount		CFDA Program Title	Pass-Through Entity Number	Pass-Through Entity Name	Additional Award Information
CFDA Number	Direct / Indirect	Program Expenditures	Provided to Subrecipients				
43.RD	I	2,983	-	U. S. National Aeronautics and Space Administration	1629372	California Inst. Of Tech.	1629372
43.RD	I	7,977	-	U. S. National Aeronautics and Space Administration	HST-GO-15636.004-A	Space Telescope Science Inst	HST-GO-15636.004-A
43.RD	I	36,464	-	U. S. National Aeronautics and Space Administration	2018-2306	Plasma Processes , Inc (Ppi)	2018-2306/80NSSC18P2157
43.RD	I	335,542	-	U. S. National Aeronautics and Space Administration	C16-2B00-NCAT, ACTIVITY 3773-N	Virginia Polytechnic Institute and State University	G-280887
43.RD	I	35,000	-	U. S. National Aeronautics and Space Administration	RSA No: 1625294	Jet Propulsion Laboratory	G-281064
		4,976,364	494,919	Total — Research and Development — U. S. National Aeronautics and Space Administration			

U. S. National Foundation on the Arts and the Humanities

45.024	D	48,885	-	Promotion of the Arts Grants to Organizations and Individuals			
45.024	I	25,000	-	Promotion of the Arts Grants to Organizations and Individuals	00023934	Arts Midwest	
45.130	D	3,183	-	Promotion of the Humanities Challenge Grants			
45.149	D	126,615	-	Promotion of the Humanities Division of Preservation and Access			
45.160	D	385	-	Promotion of the Humanities Fellowships and Stipends			
45.160	I	(10,881)	-	Promotion of the Humanities Fellowships and Stipends	N/A	Newberry Institute for Research and Educ	
45.164	D	121,399	-	Promotion of the Humanities Public Programs			
45.169	D	85,989	-	Promotion of the Humanities Office of Digital Humanities			
45.312	D	104,165	-	National Leadership Grants			
45.312	I	6,702	-	National Leadership Grants	LG-71-17-0016-17	Educopia Institute	
45.312	I	1,864	-	National Leadership Grants	20180239	Blackfeet Community College	
45.312	I	11,529	-	National Leadership Grants	2020-11	University of Oklahoma	
45.313	D	352,861	47,028	Laura Bush 21st Century Librarian Program			
45.313	I	27,619	-	Laura Bush 21st Century Librarian Program	GR106937(CON-8000183)	Yale University	
45.RD	D	18,086	-	U. S. Federal Council on the Arts and the Humanities			A16-0247-001
		923,401	47,028	Total — Research and Development — U. S. National Foundation on the Arts and the Humanities			

U. S. National Science Foundation

47.041	D	21,186,404	3,449,253	Engineering			
47.041	I	8,025	-	Engineering	33791	University of Delaware	
47.041	I	46,136	-	Engineering	333-2272	Duke University	
47.041	I	21,995	-	Engineering	480103-19467	Virginia Tech	
47.041	I	1,010	-	Engineering	19-5475	Triangle Biotechnology, Inc.	
47.041	I	6,268	-	Engineering	480328-19071	Virginia Polytech Inst.	
47.041	I	11,803	-	Engineering	S1863P-A	Oregon State Univ.	
47.041	I	99,512	-	Engineering	2019-1239	Agrospheres, Inc.	
47.041	I	123,682	-	Engineering	RG314-G2	Georgia Tech	
47.041	I	15,540	-	Engineering	087442-16573	University of Illinois at Urbana-Champaign	
47.041	I	17,379	-	Engineering	10000719-080	Purdue University	
47.041	I	16,266	-	Engineering	8233	Indiana University	
47.041	I	132,009	-	Engineering	SUBGRANT NO. RG314-G1	Georgia Institute of Technology-Library	
47.041	I	2,076	-	Engineering	SUBAWARD NO. C-4966	Florida A&M University	
47.041	I	468	-	Engineering	Contingency Letter 10-26-2018	Ohio State University	
47.041	I	6,922	-	Engineering	Subaward No: 19-010647 D00	University of Massachusetts	
47.049	D	17,754,091	2,215,277	Mathematical and Physical Sciences			
47.049	I	(178)	-	Mathematical and Physical Sciences	UWSC6738/PO#BP07546	University of Washington	
47.049	I	42,535	-	Mathematical and Physical Sciences	25-0521-0184-038	University of Nebraska at Lincoln	
47.049	I	(6,670)	-	Mathematical and Physical Sciences	12-NSF-1029	Duke University	
47.049	I	7,640	-	Mathematical and Physical Sciences	124885_G003639	Washington State University	
47.049	I	8,142	-	Mathematical and Physical Sciences	16-296-NCSU	West Virginia Univ.	
47.049	I	22,662	-	Mathematical and Physical Sciences	25-0521-0184-022	The University of Nebraska Lincoln	
47.050	D	5,621,661	490,369	Geosciences			
47.050	I	76,474	-	Geosciences	S1974A-B	Oregon State University	
47.050	I	54,020	-	Geosciences	10010192-UNC06	Bowling Green State University	
47.050	I	104,056	-	Geosciences	SUBK00010849/PO30054	University of Michigan Ann Arbor	
47.050	I	48,157	-	Geosciences	84865000	Woods Hole Oceanographic Institution	
47.050	I	56,785	-	Geosciences	1849458-19-01	Consortium of Universities for the Advan	
47.050	I	73,384	-	Geosciences	103(GG009393)	Columbia University	
47.050	I	101,456	-	Geosciences	SUBK00010788/PO3005450823	Univ Of Michigan	
47.050	I	28,843	-	Geosciences	420-41-15A	Iowa State University	
47.050	I	3,715	-	Geosciences	208LUC613	Portland State University	
47.050	I	105,127	-	Geosciences	3004146004	Univ Of Michigan	
47.050	I	19,602	-	Geosciences	104030291	University of California at San Diego	
47.050	I	9,752	-	Geosciences	1600506	UNC Chapel Hill	
47.070	D	17,312,192	2,501,512	Computer and Information Science and Engineering			
47.070	I	(1,625)	-	Computer and Information Science and Engineering	206FEN547	Portland State University	
47.070	I	257,156	-	Computer and Information Science and Engineering	1905-206-2011806	Clemson University	
47.070	I	21,825	-	Computer and Information Science and Engineering	333-2407	Duke University	

SCHEDULE OF EXPENDITURES OF FEDERAL AWARDS (DETAIL)

For the Fiscal Year Ended June 30, 2020

Federal		Amount					
CFDA	Direct /	Program	Provided to	CFDA Program Title	Pass-Through Entity Number	Pass-Through Entity Name	Additional Award Information
Number	Indirect	Expenditures	Subrecipients				
47.070	I	20,610	-	Computer and Information Science and Engineering	AWD7773289-GR205877	Georgetown University	
47.070	I	182,923	-	Computer and Information Science and Engineering	110291995	University of Southern California (USC)	
47.070	I	50,039	-	Computer and Information Science and Engineering	800004907-04UG/80001	Florida International University	
47.070	I	(202)	-	Computer and Information Science and Engineering	479590-19467	Virginia Tech	
47.070	I	148,860	-	Computer and Information Science and Engineering	UTA20-000024	University of Texas at Austin	
47.070	I	7,100	-	Computer and Information Science and Engineering	N/A	Platforms for Advanced Wireless Research	
47.070	I	85,782	-	Computer and Information Science and Engineering	Task Order 2	Platforms for Advanced Wireless Research	
47.070	I	168,264	-	Computer and Information Science and Engineering	85964/1156684	State University of New York (SUNY)	
47.070	I	18,448	-	Computer and Information Science and Engineering	A14-0011-S009	Rensselaer Polytechnic Institute (RPI)	
47.070	I	668,358	-	Computer and Information Science and Engineering	2019-1542	Pawr, Llc.	
47.070	I	16,221	-	Computer and Information Science and Engineering	2019-1542	Pawr, Llc	
47.070	I	51,780	-	Computer and Information Science and Engineering	479590-19071	Virginia Polytech Inst.	
47.070	I	3,464	-	Computer and Information Science and Engineering	800005863-01UG	Florida Int'L Univ.	
47.070	I	20,950	-	Computer and Information Science and Engineering	800006701-01UG	Florida Int'L Univ.	
47.070	I	127,179	-	Computer and Information Science and Engineering	11826	Education Development Center	
47.070	I	13,824	-	Computer and Information Science and Engineering	096085-17569	University of Illinois at Urbana-Champaign	
47.070	I	38,937	-	Computer and Information Science and Engineering	SUB00001775	University of Georgia	
47.070	I	27,851	-	Computer and Information Science and Engineering	339-0169	Duke University	
47.074	D	10,385,874	887,371	Biological Sciences			
47.074	I	6,645	-	Biological Sciences	GA11020-142300	University of Virginia	
47.074	I	10,331	-	Biological Sciences	61223139-121390	Stanford University	
47.074	I	6,628	-	Biological Sciences	479498-19467	Virginia Tech	
47.074	I	27,121	-	Biological Sciences	FY2017-022	University of Kansas Center for Research	
47.074	I	16,421	-	Biological Sciences	52570314	Cold Spring Harbor Laboratory	
47.074	I	142,250	-	Biological Sciences	52570414	Cold Spring Harbor Laboratory	
47.074	I	70,255	-	Biological Sciences	R1041544	SUNY at Buffalo	
47.074	I	472	-	Biological Sciences	4500002542	Boston University	
47.074	I	12,873	-	Biological Sciences	GA11374 / PO #210782	University of Virginia	
47.074	I	67,457	-	Biological Sciences	R1285	Dartmouth College	
47.074	I	22,620	-	Biological Sciences	SUB00002249	University of Florida	
47.074	I	74,190	-	Biological Sciences	IOS-1444561	Nat'L Science Found	
47.074	I	(2,127)	-	Biological Sciences	67183-10114	Cornell University	
47.074	I	5,474	-	Biological Sciences	RF331-302/S001089	Univ Of Georgia	
47.074	I	127,456	-	Biological Sciences	16-04	Boyce Thompson Inst.	
47.074	I	22,504	-	Biological Sciences	4101-77383	Purdue University	
47.074	I	1,630	-	Biological Sciences	C000041922-2	Univ Of Missouri - Columbia	
47.074	I	85,501	-	Biological Sciences	20112101_NCSU	National Jewish Health	
47.074	I	44,593	-	Biological Sciences	UWSC10442 / BPO# 30987	Univ Of Washington	
47.074	I	32,357	-	Biological Sciences	R1286	Dartmouth College	
47.074	I	494	-	Biological Sciences	2019-012	Univ Of Puerto Rico-Rio Piedra	
47.074	I	60,929	-	Biological Sciences	2018-1301	Friends Of Ncsu Of Natural Science	
47.074	I	108,914	-	Biological Sciences	UTA18-001150	University of Texas at Austin	
47.074	I	63,765	-	Biological Sciences	420-66-08A	Iowa State University	
47.074	I	330,901	-	Biological Sciences	61-2075NC	Michigan State University	
47.074	I	27,024	-	Biological Sciences	SUBAWARD # 2254/200201913	Cary Institute of Ecosystem Studies	
47.074	I	16,251	-	Biological Sciences	Subaward No: 2018-02	Loyola University Maryland	
47.075	D	2,110,840	223,365	Social, Behavioral, and Economic Sciences			
47.075	I	(3,305)	-	Social, Behavioral, and Economic Sciences	202435	University of Notre Dame	
47.075	I	45,979	-	Social, Behavioral, and Economic Sciences	N/A	American Bar Foundation	
47.075	I	955	-	Social, Behavioral, and Economic Sciences	5460-UNC-NSF-8661	Pennsylvania State University	
47.075	I	26,246	-	Social, Behavioral, and Economic Sciences	61344013-122890	Stanford University	
47.075	I	34,550	-	Social, Behavioral, and Economic Sciences	RC104050NCSU	Michigan State University	
47.075	I	4,192	-	Social, Behavioral, and Economic Sciences	PG19-66297-02	University Of Montana	
47.075	I	20,094	-	Social, Behavioral, and Economic Sciences	16-789	Arizona State Univ.	
47.075	I	12,497	-	Social, Behavioral, and Economic Sciences	333-2368	Duke University	
47.075	I	15,630	-	Social, Behavioral, and Economic Sciences	5879-NCSU-NSF-7396	Pennsylvania State Univ	
47.075	I	4,140	-	Social, Behavioral, and Economic Sciences	333-2617	Duke University	
47.075	I	11,975	-	Social, Behavioral, and Economic Sciences	A17-1027-S001	University of Tennessee	
47.076	D	22,813,410	1,792,545	Education and Human Resources			
47.076	I	2,132	-	Education and Human Resources	5655-FTCC-NSF-0630	Pennsylvania State University	
47.076	I	27,734	-	Education and Human Resources	564K340	University of Wisconsin at Madison	
47.076	I	(5,148)	-	Education and Human Resources	BU9610-001	Associated Universities, Inc	
47.076	I	54,370	(1,000)	Education and Human Resources	N/A	Council of Graduate Schools (CGS)	
47.076	I	(1,119)	-	Education and Human Resources	C00044702-1	The Curators of the University of Missouri	
47.076	I	403	-	Education and Human Resources	N/A	University of San Diego	
47.076	I	30,546	-	Education and Human Resources	011699-002	University of Cincinnati	
47.076	I	25,171	-	Education and Human Resources	19-GR08682-00	University of Nevada at Las Vegas	
47.076	I	49,279	-	Education and Human Resources	83599-24772003	University of Maryland	

SCHEDULE OF EXPENDITURES OF FEDERAL AWARDS (DETAIL)

For the Fiscal Year Ended June 30, 2020

Federal		Amount					
CFDA	Direct /	Program	Provided to	CFDA Program Title	Pass-Through Entity Number	Pass-Through Entity Name	Additional Award Information
Number	Indirect	Expenditures	Subrecipients				
47.076	I	43,131	-	Education and Human Resources	25-6238-0826-004	University of Nebraska at Lincoln	
47.076	I	181,907	-	Education and Human Resources	278-01.01	Concord Consortium	
47.076	I	120,148	-	Education and Human Resources	14246026-01	Univ Of Central Florida	
47.076	I	10,371	6,823	Education and Human Resources	DRL-1850024	Nat'L Science Found	
47.076	I	(15)	-	Education and Human Resources	2015-3274	Univ Of Cal - Irvine	
47.076	I	107,031	-	Education and Human Resources	BL-4842404-NCST/PO0075800	Indiana University	
47.076	I	12,140	-	Education and Human Resources	R01899	Florida State Univ	
47.076	I	42,241	-	Education and Human Resources	00010068	Univ Of Cal - Berkeley	
47.076	I	16,129	-	Education and Human Resources	2019-001936	Univ Of Puerto Rico	
47.076	I	4,876	-	Education and Human Resources	29778-Z4602001	Univ Of Maryland, College Park	
47.076	I	50,252	-	Education and Human Resources	UWSC8731 / PO# BPO10762	Univ Of Washington	
47.076	I	53,719	-	Education and Human Resources	63019-01 / PO #251080	Era Univ-Daytona Beach	
47.076	I	74,333	-	Education and Human Resources	DRL-1502755	Michigan State University	
47.076	I	150,068	-	Education and Human Resources	C00056306-1	University of Missouri	
47.076	I	70,791	-	Education and Human Resources	RC107583UNCG	Michigan Sate University	
47.076	I	82,503	-	Education and Human Resources	UNC-G 10114	Western Michigan University	
47.076	I	7,061	-	Education and Human Resources	P19-0163-Hutchins	American Educational Research Association	
47.076	I	36,819	-	Education and Human Resources	GO104-Y1	The Exploratorium	
47.076	I	47,311	-	Education and Human Resources	AWD00000927 (012362-)	University of Pittsburgh	
47.076	I	97,978	-	Education and Human Resources	SUBAGREEMENT # 332-0252	Duke University	
47.079	D	1,258,958	287,253	Office of International Science and Engineering			
47.079	I	66,229	-	Office of International Science and Engineering	UP1700296-UNC1	University of South Dakota	
47.079	I	14,280	-	Office of International Science and Engineering	13-NSF-1035	Duke University	
47.080	D	(201)	-	Office of Cyberinfrastructure			
47.083	D	2,331,659	563,045	Integrative Activities			
47.083	I	50,046	-	Integrative Activities	012454-002	University Of Cincinnati	
47.RD	D	23,257	-	U. S. National Science Foundation			A17-0922-001
47.RD	D	219,811	-	U. S. National Science Foundation			2018-0429_IPA
47.RD	D	132,378	-	U. S. National Science Foundation			2018-0109_IPA
47.RD	D	146,862	-	U. S. National Science Foundation			2017-2112_IPA
47.RD	D	285,767	-	U. S. National Science Foundation			2017-2482_IPA
47.RD	I	31,049	-	U. S. National Science Foundation	2018-0351	Applied Lifesciences & Systems	1-758659/2018-0351
47.RD	I	36,755	-	U. S. National Science Foundation	205887	3i Nanotechnology, Inc	Program SBIR NSF-18-593
47.RD	D	95,379	-	U. S. National Science Foundation			G-260361
47.RD	D	22,431	-	U. S. National Science Foundation			G-260372
47.RD	I	(46,673)	-	U. S. National Science Foundation	SUBCONTRACT # IIP-1353584	Koli Medical	G-280964
47.RD	I	10,003	-	U. S. National Science Foundation	SUBCONTRACT NO: 3/NCAT	AxNano, LLC	G-281026
47.RD	I	37,943	-	U. S. National Science Foundation	Chk #22632 Dated 10-9-2018	Council of Graduate Schools (CGS)	G-281036
47.RD	I	6,921	-	U. S. National Science Foundation	SUBAWD000962	National Center for Atmospheric Research (NCAR)	G-281054
		<u>108,047,707</u>	<u>12,415,813</u>	Total — Research and Development — U. S. National Science Foundation			
U. S. Small Business Administration							
59.037	I	3,000	-	U. S. Small Business Administration	UNC-G 2019-1	Small Business and Technology Dev Center	
		<u>3,000</u>	-	Total — Research and Development — U. S. Small Business Administration			
U. S. Department of Veterans Affairs							
64.034	D	27,515	10,516	VA Grants for Adaptive Sports Programs for Disabled Veterans and Disabled Members of the Armed Forces			
64.054	D	5,682	-	Research and Development			
64.RD	D	354	-	U. S. Department of Veterans Affairs			A17-1353-001
64.RD	D	11,022	-	U. S. Department of Veterans Affairs			A17-1561-001
64.RD	D	49,824	-	U. S. Department of Veterans Affairs			A17-1561-003
64.RD	D	4,551	-	U. S. Department of Veterans Affairs			A17-1562-001
64.RD	D	40,820	-	U. S. Department of Veterans Affairs			A17-1562-003
64.RD	D	3,546	-	U. S. Department of Veterans Affairs			A17-1563-001
64.RD	D	16,107	-	U. S. Department of Veterans Affairs			A17-1563-003
64.RD	D	8,114	-	U. S. Department of Veterans Affairs			A17-1722-001
64.RD	D	37,072	-	U. S. Department of Veterans Affairs			A17-1722-003
64.RD	D	540	-	U. S. Department of Veterans Affairs			A20-1207-001
64.RD	I	107,087	-	U. S. Department of Veterans Affairs	2018-0554 /PO #558-C05007	Durham VA Medical Center	2018-0554 IPA
		<u>312,234</u>	<u>10,516</u>	Total — Research and Development — U. S. Department of Veterans Affairs			
U. S. Environmental Protection Agency							
66.203	D	82,927	9,681	Environmental Finance Center Grants			
66.424	D	1,343,060	957,797	Surveys, Studies, Investigations, Demonstrations, and Training Grants - Section 1442 of the Safe Drinking Water Act			
66.456	I	2,284	-	National Estuary Program	SUB00001655	Univ Of Florida	
66.456	D	35,681	-	National Estuary Program			

SCHEDULE OF EXPENDITURES OF FEDERAL AWARDS (DETAIL)

For the Fiscal Year Ended June 30, 2020

Federal		Amount		CFDA Program Title	Pass-Through Entity Number	Pass-Through Entity Name	Additional Award Information
CFDA Number	Direct / Indirect	Program Expenditures	Provided to Subrecipients				
66.466	I	10,153	-	National Estuary Program	S1702	Barnegat Bay Partnership	
66.460	I	(7)	-	Nonpoint Source Implementation Grants	2014-1966	Hendersonville, Nc	
66.460	I	20,746	-	Nonpoint Source Implementation Grants	2020-0906	Town Of Wake Forest	
66.460	I	7,908	-	Nonpoint Source Implementation Grants	2020-03-24-001	Cape Fear River Watch	
66.461	D	36,315	-	Regional Wetland Program Development Grants			
66.509	D	297,378	232,844	Science To Achieve Results (STAR) Research Program			
66.509	I	83,849	-	Science To Achieve Results (STAR) Research Program	1(GG010809)	Columbia University	
66.509	I	16,311	-	Science To Achieve Results (STAR) Research Program	00060507-01	Missouri University of Science and Techno	
66.509	I	714	-	Science To Achieve Results (STAR) Research Program	06-S160606	Texas A&M Agrilife Research	
66.509	I	58,042	-	Science To Achieve Results (STAR) Research Program	GK000295 (CON-80000098)	Yale University	
66.509	I	131	-	Science To Achieve Results (STAR) Research Program	E0191A-A	Oregon State Univ.	
66.509	I	28,054	-	Science To Achieve Results (STAR) Research Program	GR106289 (CON-80001772)	Yale University	
66.509	I	(7,207)	-	Science To Achieve Results (STAR) Research Program	2016-1630	Stockholm Environment Inst	
66.511	D	1,190,814	-	Office of Research and Development Consolidated Research/Training/Fellowships			
66.511	I	65,474	51,422	Office of Research and Development Consolidated Research/Training/Fellowships	401579-5801	Colorado School Of Mines	
66.511	I	100,628	-	Office of Research and Development Consolidated Research/Training/Fellowships	451533-19071	Virginia Polytech Inst.	
66.511	I	97,833	-	Office of Research and Development Consolidated Research/Training/Fellowships	E0199A-C	Oregon State Univ.	
66.511	I	48,476	-	Office of Research and Development Consolidated Research/Training/Fellowships	451533-19071	Virginia Polytech Inst	
66.514	D	3,581	-	Science To Achieve Results (STAR) Fellowship Program			
66.516	D	3,667	-	P3 Award: National Student Design Competition for Sustainability			
66.608	D	128,040	-	Environmental Information Exchange Network Grant Program and Related Assistance			
66.RD	D	965,379	710,836	U. S. Environmental Protection Agency			A13-0473-001
66.RD	D	2,222,763	1,433,848	U. S. Environmental Protection Agency			A15-0709-033
66.RD	D	711,381	31,645	U. S. Environmental Protection Agency			A16-1709-001
66.RD	I	75,000	-	U. S. Environmental Protection Agency	FY2020-001	Mid-Atlantic Regional Air Management Ass	A20-0600-001
66.RD	I	59,068	-	U. S. Environmental Protection Agency	NCSU-19-001-RP	Jacobs	EP-C-15-00028
		7,688,443	3,428,073	Total — Research and Development — U. S. Environmental Protection Agency			
U. S. Nuclear Regulatory Commission							
77.006	D	58,825	-	U. S. Nuclear Regulatory Commission Nuclear Education Grant Program			
77.008	D	567,220	-	U. S. Nuclear Regulatory Commission Scholarship and Fellowship Program			
		626,045	-	Total — Research and Development — U. S. Nuclear Regulatory Commission			
U. S. Department of Energy							
81.049	D	7,286,889	430,284	Office of Science Financial Assistance Program			
81.049	I	3,454	-	Office of Science Financial Assistance Program	68856	SUNY at Stony Brook	
81.049	I	256,948	-	Office of Science Financial Assistance Program	25-1215-0123-010	University of Nebraska at Lincoln	
81.049	I	24,691	-	Office of Science Financial Assistance Program	A18-0368-S001	University of Tennessee at Knoxville (UT)	
81.049	I	(1,207)	-	Office of Science Financial Assistance Program	WU-HT-10-09 PO: 2934281G	Washington University-St Louis	
81.049	I	278,217	-	Office of Science Financial Assistance Program	WU-15-69 (PO#2922325Y)	Washington University-St Louis	
81.049	I	75,668	-	Office of Science Financial Assistance Program	5026-NCSU-DOE-1090	Pennsylvania State Univ	
81.049	I	(63,980)	-	Office of Science Financial Assistance Program	254998	Temple University	
81.049	I	70,081	-	Office of Science Financial Assistance Program	6021-NCSU-DOE-1090	Pennsylvania State Univ	
81.049	I	132,226	-	Office of Science Financial Assistance Program	520001	Triad National Security, Llc	
81.049	I	138,747	-	Office of Science Financial Assistance Program	5951-NCSU-DOE-1090	Pennsylvania State Univ	
81.049	I	77,878	-	Office of Science Financial Assistance Program	DE-SC0019929	Catalytic And Redox Solutions	
81.049	I	10,483	-	Office of Science Financial Assistance Program	1(GG010862)	Columbia University	
81.049	I	25,087	-	Office of Science Financial Assistance Program	2018-0161	Lupine Materials & Technology	
81.049	I	86,149	-	Office of Science Financial Assistance Program	1555891 PO#1000911947	Univ Of Colorado - Boulder	
81.049	I	68,866	-	Office of Science Financial Assistance Program	327-0002	Duke University	
81.049	I	305,449	-	Office of Science Financial Assistance Program	RC107830	Michigan State University	
81.049	I	155,785	-	Office of Science Financial Assistance Program	SUB0000292	Princeton University	
81.049	I	172,441	-	Office of Science Financial Assistance Program	AWD7773336-GR205924	Georgetown Univ.	
81.049	I	52,029	-	Office of Science Financial Assistance Program	SUB00001810	Univ Of Georgia Res Fdn	
81.049	I	20,881	-	Office of Science Financial Assistance Program	2019-0921/DE-SC0019586	Susteon Inc.	
81.049	I	28,138	-	Office of Science Financial Assistance Program	2019-2055	Secmaton	
81.049	I	30,000	-	Office of Science Financial Assistance Program	2020-0516	Calabazas Creek Research, Inc.	
81.049	I	51,355	-	Office of Science Financial Assistance Program	SUBK00011115/PO3005749735	Univ Of Michigan	
81.086	D	14,775,402	8,912,278	Conservation Research and Development			
81.086	I	15,750	-	Conservation Research and Development	A19-0435-S003	Univ Of Tennessee	
81.086	I	71,482	-	Conservation Research and Development	NO. 192216	Stanford Univ	
81.086	I	64,558	-	Conservation Research and Development	0011-43584	Eaton Corp.	
81.086	I	81,794	-	Conservation Research and Development	16-707NCSU PO#MM000026944	West Virginia Univ.	
81.087	D	2,364,924	139,132	Renewable Energy Research and Development			
81.087	I	(54,445)	-	Renewable Energy Research and Development	N/A	Energy Materials Corporation	
81.087	I	98,352	16,429	Renewable Energy Research and Development	F-2019-13	University of Toledo	
81.087	I	79,655	-	Renewable Energy Research and Development	M1802860	Texas A&M Engine Exper Station	
81.087	I	23,122	-	Renewable Energy Research and Development	4550 G XA169	Univ Of California-Los Angeles	
81.087	I	30,739	-	Renewable Energy Research and Development	SUBCONTRACT NO. 1004	Corrim	

SCHEDULE OF EXPENDITURES OF FEDERAL AWARDS (DETAIL)

For the Fiscal Year Ended June 30, 2020

Federal		Amount		CFDA Program Title	Pass-Through Entity Number	Pass-Through Entity Name	Additional Award Information
CFDA Number	Direct / Indirect	Program Expenditures	Provided to Subrecipients				
81.087	I	(29,601)	-	Renewable Energy Research and Development	2014-2776	Metabolix, Inc.	
81.087	I	122,774	-	Renewable Energy Research and Development	8500051911	Univ Of Tennessee	
81.087	I	25,714	-	Renewable Energy Research and Development	DE-EE0007253-NCSSU	Eaton Corp.	
81.087	I	(62,354)	-	Renewable Energy Research and Development	SUBAWARD # M1802860	Texas A&M Engine Exper Station	
81.087	I	75,674	-	Renewable Energy Research and Development	1070227-382029	Carnegie Mellon Univ	
81.087	I	393,965	-	Renewable Energy Research and Development	DE-EE0007888-05-6	Rapid Institute	
81.089	D	1,304,124	704,639	Fossil Energy Research and Development			
81.089	I	30,336	-	Fossil Energy Research and Development	UTA19-001226	University of Texas at Austin	
81.112	I	8,982	-	Stewardship Science Grant Program	323-0300	Duke University	
81.113	D	2,890,887	1,153,742	Defense Nuclear Nonproliferation Research			
81.113	I	22,735	-	Defense Nuclear Nonproliferation Research	AWD-000372-G6	Georgia Institute of Technology	
81.113	I	239,110	-	Defense Nuclear Nonproliferation Research	3003222368	Univ Of Michigan	
81.117	D	267,537	-	Energy Efficiency and Renewable Energy Information Dissemination, Outreach, Training and Technical Analysis/Assistance			
81.121	D	2,483,565	389,286	Nuclear Energy Research, Development and Demonstration			
81.121	I	22,681	-	Nuclear Energy Research, Development and Demonstration	800007088-01	Florida International University	
81.121	I	97,806	-	Nuclear Energy Research, Development and Demonstration	5725-NCSSU-DOE-8717	Pennsylvania State Univ	
81.121	I	20,175	-	Nuclear Energy Research, Development and Demonstration	14000337-004	Purdue University	
81.121	I	82,351	-	Nuclear Energy Research, Development and Demonstration	14000271-003	Purdue University	
81.121	I	(8,546)	-	Nuclear Energy Research, Development and Demonstration	401012-5801	Colorado School Of Mines	
81.121	I	161,943	-	Nuclear Energy Research, Development and Demonstration	SUBAWARD NO. 68016083-01	Univ Of Central Florida	
81.121	I	162,370	-	Nuclear Energy Research, Development and Demonstration	775K541	Univ Of Wisconsin	
81.121	I	(15,119)	-	Nuclear Energy Research, Development and Demonstration	401012-5801 PO160941	Colorado School Of Mines	
81.121	I	55,887	-	Nuclear Energy Research, Development and Demonstration	00009945	Univ Of Cal - Berkeley	
81.121	I	28,171	-	Nuclear Energy Research, Development and Demonstration	S4893/PO#387177	Mass. Inst. Of Tech.	
81.121	I	17,249	-	Nuclear Energy Research, Development and Demonstration	RELEASE #25 UNDER 145661	Battelle Energy Alliance, Llc	
81.123	D	892,467	468,108	National Nuclear Security Administration (NNSA) Minority Serving Institutions (MSI) Program			
81.123	I	240,442	-	National Nuclear Security Administration (NNSA) Minority Serving Institutions (MSI) Program	SUB AWARD NO: F1040061-14-08	Norfolk State University	
81.135	D	1,184,945	408,487	Advanced Research Projects Agency - Energy			
81.135	I	96,965	-	Advanced Research Projects Agency - Energy	133272-5108761	Harvard University	
81.135	I	(9,046)	-	Advanced Research Projects Agency - Energy	2015-3268	Grid Logic, Inc.	
81.135	I	35,984	-	Advanced Research Projects Agency - Energy	9153-20936	Vanderbilt University	
81.135	I	239,795	-	Advanced Research Projects Agency - Energy	2018-3411/DE-AR0001024	Abb, Inc.	
81.135	I	44,169	-	Advanced Research Projects Agency - Energy	96-19	Suny - Albany	
81.135	I	33,592	-	Advanced Research Projects Agency - Energy	2020-1067	Aml Superconductivity	
81.135	I	139,094	-	Advanced Research Projects Agency - Energy	2018-0104	Adroit Materials, Inc.	
81.135	I	299,982	-	Advanced Research Projects Agency - Energy	0011-43583	Eaton Corp	
81.RD	D	2,041	-	U. S. Department of Energy			A18-0714-001
81.RD	D	15,497	-	U. S. Department of Energy			A19-1207-001
81.RD	D	329,148	-	U. S. Department of Energy			A19-1215-001
81.RD	D	9,299	-	U. S. Department of Energy			A19-1570-001
81.RD	D	5,410	-	U. S. Department of Energy			A20-0384-001
81.RD	D	148,583	-	U. S. Department of Energy			4200000036/DE-AC05-00OR22725
81.RD	D	29,048	-	U. S. Department of Energy			4000174867/DE-AC05-00OR22725
81.RD	D	136,331	-	U. S. Department of Energy			4000175832/DE-AC05-00OR22725
81.RD	D	68,965	-	U. S. Department of Energy			364329/DE-SC0012704
81.RD	D	20,055	-	U. S. Department of Energy			4000174858/DE-AC52-07NA27344
81.RD	D	35,896	-	U. S. Department of Energy			2020-1216/494372
81.RD	D	3,352	-	U. S. Department of Energy			27-145661/DE-AC07-05ID14517
81.RD	D	91,392	-	U. S. Department of Energy			ZCE-9-92157-01/DE-AC36-08GO28308
81.RD	D	28,024	-	U. S. Department of Energy			G-270148
81.RD	I	38,038	12,083	U. S. Department of Energy	4000120148	Battelle UT	A13-0941-001
81.RD	I	63,234	-	U. S. Department of Energy	4000139793	Battelle UT	A16-0143-001
81.RD	I	62,710	-	U. S. Department of Energy	N000338241	Honeywell Federal Manufacturing & Techno	A20-0727-001
81.RD	I	(31,181)	-	U. S. Department of Energy	4000056870	Ut-Battelle Llc	DE-AC05-00OR22725
81.RD	I	88	-	U. S. Department of Energy	4000065691	Ut-Battelle Llc	4000065691/DE-AC05-00OR22725
81.RD	I	231,961	-	U. S. Department of Energy	4000114671	Oak Ridge National Lab	DE-AC05-00OR22725
81.RD	I	42	-	U. S. Department of Energy	7090112	L. Berkeley Natl Lab	DE-AC02-05CH11231
81.RD	I	47,483	-	U. S. Department of Energy	4200000036-4000133202	Oak Ridge National Lab	DE-AC05-00OR22725
81.RD	I	41,204	-	U. S. Department of Energy	PO # 107832	Bettis Atomic Power Laboratory	107832
81.RD	I	119,705	-	U. S. Department of Energy	00145661-00002	Battelle Energy Alliance, Llc	2-145661/DE-AC07-051D14517
81.RD	I	75,505	-	U. S. Department of Energy	B623398	Lawrence Livermore Natl Lab	DE-AC52-07NA27344
81.RD	I	427,317	-	U. S. Department of Energy	MASTER #145661-RELEASE#19	Battelle Energy Alliance, Llc	DE-AC07-05ID-14517
81.RD	I	64,631	-	U. S. Department of Energy	1994475	Sandia National Lab	2019-0366
81.RD	I	64,392	-	U. S. Department of Energy	8F-30197	Argonne Nat'L Lab	DE-AC02-06CH11357
81.RD	I	24,095	-	U. S. Department of Energy	498459	Los Alamos Nat'L Lab	DE-AC52-06NA25396

SCHEDULE OF EXPENDITURES OF FEDERAL AWARDS (DETAIL)

For the Fiscal Year Ended June 30, 2020

Federal		Amount		CFDA Program Title	Pass-Through Entity Number	Pass-Through Entity Name	Additional Award Information
CFDA Number	Direct / Indirect	Program Expenditures	Provided to Subrecipients				
81.RD	I	84,159	-	U. S. Department of Energy	508854	Triad National Security, Llc	89233218CNA000001
81.RD	I	5,591	-	U. S. Department of Energy	499690	Pacific Northwest National Lab	2019-0975
81.RD	I	17,731	-	U. S. Department of Energy	356231	Brookhaven Nat'L Lab	DE-SC0012704
81.RD	I	209,042	-	U. S. Department of Energy	MASTER #145661-RELEASE#20	Battelle Energy Alliance, Llc	DE-AC07-05ID-14517
81.RD	I	26,709	-	U. S. Department of Energy	9F-60064	Argonne Nat'L Lab	DE-AC02-06CH11357
81.RD	I	125,588	-	U. S. Department of Energy	M1900080	Texas A&M Univ.	DE-AC02-05CH11231
81.RD	I	17,226	-	U. S. Department of Energy	4000168840	Oak Ridge National Lab	DE-AC05-00OR22725
81.RD	I	98,779	-	U. S. Department of Energy	B633311	Lawrence Livermore Natl Lab	DE-AC52-07NA27344
81.RD	I	19,655	-	U. S. Department of Energy	4000168883	Oak Ridge National Lab	4000168883/DE-AC05-00OR22725
81.RD	I	36,643	-	U. S. Department of Energy	B634087	Lawrence Livermore Natl. Secu.	B634087/DE-A52-07NA27344
81.RD	I	30,144	-	U. S. Department of Energy	MASTER #145661-RELEASE#21	Battelle Energy Alliance, Llc	DE-AC07-05ID-14517
81.RD	I	38,835	-	U. S. Department of Energy	RELEASE NO. 23/BMC 145661	Battelle Energy Alliance, Llc	DE-AC07-05ID-14517
81.RD	I	356,351	-	U. S. Department of Energy	4000170783	Oak Ridge National Lab	DE-AC05-00OR22725
81.RD	I	57,113	-	U. S. Department of Energy	B634847	Lawrence Livermore Natl. Secu.	B634087/DE-A52-07NA27344
81.RD	I	65,282	-	U. S. Department of Energy	4200000036-4000141258	Ut-Battelle Llc	DE-AC05-00OR22725
81.RD	I	50,378	-	U. S. Department of Energy	B621752	Lawrence Livermore Natl Lab	DE-AC52-07NA27344
81.RD	I	47,686	-	U. S. Department of Energy	329344	Brookhaven Nat'L Lab	DE-SC0012704
81.RD	I	24,731	-	U. S. Department of Energy	PO# 107832	Bettis Atomic Power Laboratory	107832
81.RD	I	14,017	-	U. S. Department of Energy	463643	Los Alamos Nat'L Lab	DE-AC52-06NA25396
81.RD	I	66,789	-	U. S. Department of Energy	7381614	L. Berkeley Natl Lab	DE-AC02-05CH11231
81.RD	I	(4,820)	-	U. S. Department of Energy	RELEASE 16 U/C 145661	Battelle Energy Alliance, Llc	DE-AC07-05ID-14517
81.RD	I	2,094	-	U. S. Department of Energy	4200000036-4000168373	Oak Ridge National Lab	DE-AC05-00OR22725
81.RD	I	30,932	-	U. S. Department of Energy	145661-18	Battelle Energy Alliance, Llc	DE-AC07-05ID-14517
81.RD	I	29,250	-	U. S. Department of Energy	RELEASE NO. 22 UBM 145661	Battelle Energy Alliance, Llc	22-145661/SOW15929
81.RD	I	36,829	-	U. S. Department of Energy	9F-60270	Argonne Nat'L Lab	9F-60270
81.RD	I	27,558	-	U. S. Department of Energy	RELEASE NO 6 UBM 161615	Battelle Energy Alliance, Llc	6-161615/SOW-16640
81.RD	I	7,737	-	U. S. Department of Energy	2019-2208	Oak Ridge Inst For Sci & Ed	2019-2208
81.RD	I	53,493	-	U. S. Department of Energy	4200000570-4000143422	Oak Ridge National Lab	DE-AC05-00OR22725
81.RD	I	16,767	-	U. S. Department of Energy	4000144968	Oak Ridge National Lab	DE-AC05-00OR22725
81.RD	I	71,795	-	U. S. Department of Energy	286473	Pacific Northwest National Lab	DE-AC05-76RL01830
81.RD	I	61,915	-	U. S. Department of Energy	B615702	Lawrence Livermore Natl. Secu.	DE-AC52-07NA27344
81.RD	I	(1)	-	U. S. Department of Energy	4000145506	Ut Battelle, Llc	DE-AC05-00OR22725
81.RD	I	37,361	-	U. S. Department of Energy	PO #107832	Bettis Atomic Power Laboratory	107832
81.RD	I	8,378	-	U. S. Department of Energy	292626	Pacific Northwest National Lab	DE-AC05-76RL01830
81.RD	I	69,268	-	U. S. Department of Energy	B620596	Lawrence Livermore Natl Lab	DE-AC52-07NA27344
81.RD	I	141,508	-	U. S. Department of Energy	4000151695	Ut-Battelle Llc	DE-AC05-00OR22725
81.RD	I	48,033	-	U. S. Department of Energy	4200000570-40000153636	Ut-Battelle Llc	DE-AC05-00OR22725
81.RD	I	232,695	-	U. S. Department of Energy	145661-14	Battelle Energy Alliance, Llc	DE-AC07-05ID-14517
81.RD	I	45,849	-	U. S. Department of Energy	4200000570-4000159477	Oak Ridge National Lab	DE-AC05-00OR22725
81.RD	I	56,896	-	U. S. Department of Energy	LTI-FE0022594-NCS	Leonardo Technologies, Inc.	DE-FE0022594
81.RD	I	72,614	-	U. S. Department of Energy	8F-30076	Argonne Nat'L Lab	DE-AC02-06CH11357
81.RD	I	138,369	-	U. S. Department of Energy	1871780	Sandia National Lab	2018-1298
81.RD	I	92,131	-	U. S. Department of Energy	B628785	Lawrence Livermore Natl Lab	DE-AC52-07NA27344
81.RD	I	9,656	-	U. S. Department of Energy	4000163442	Oak Ridge National Lab	4000163442/DE-AC05-00OR22725
81.RD	I	140,617	-	U. S. Department of Energy	4000166084	Oak Ridge National Lab	DE-AC05-00OR22725
81.RD	I	17,430	-	U. S. Department of Energy	2019-0440	Riken Bnl Res. Center	2019-0440
81.RD	I	7,279	-	U. S. Department of Energy	B631308	Lawrence Livermore Natl Lab	DE-AC52-07NA27344
81.RD	I	18,468	-	U. S. Department of Energy	RELEASE 24 UNDER 145661	Battelle Energy Alliance, Llc	24-145661/DE-AC07-05ID14517
81.RD	I	5,480	-	U. S. Department of Energy	RELEASE # 26 UNDER 145661	Battelle Energy Alliance, Llc	26-145661/DE-AC07-05ID14517
81.RD	I	46,899	-	U. S. Department of Energy	DE-EE0008806	Ricardo Plc	2019-2836
81.RD	I	4,053	-	U. S. Department of Energy	TOA# 0000332973	Savannah River Nuclear Solutions	G-280986
81.RD	I	5,358	-	U. S. Department of Energy	TOA# 0000332974	Savannah River Nuclear Solutions	G-280987
81.RD	I	10,941	-	U. S. Department of Energy	LETTER DATED 01-22-2018	Honeywell Federal Manufacturing & Technologies, LLC	G-280997
81.RD	I	28	-	U. S. Department of Energy	TASK ORDER #4300152232	Consolidated Nuclear Security LLC	G-281007
81.RD	I	186,093	-	U. S. Department of Energy	TOA/PO No: 0000403064	Savannah River Nuclear Solutions	G-281053
81.RD	I	25,011	-	U. S. Department of Energy	Subcontract No: 4000176724	Oak Ridge National Laboratory	G-281105
81.RD	I	100,046	-	U. S. Department of Energy	PO # 2123806	DOE-Sandia National Laboratories	G-281107
81.RD	I	4,399	-	U. S. Department of Energy	Sub-2020-10138	National Renewable Energy Laboratory	G-281120
		43,837,536	12,634,468	Total — Research and Development — U. S. Department of Energy			

U. S. Department of Education

84.015	D	2,051,960	306,744	National Resource Centers Program for Foreign Language and Area Studies or Foreign Language and International Studies Program and Foreign Language and Area Studies Fellowship Program			
84.015	I	3,824	-	National Resource Centers Program for Foreign Language and Area Studies or Foreign Language and International Studies Program and Foreign Language and Area Studies Fellowship Program	15-ED-1054	Duke University	
84.022	D	91,467	-	Overseas Programs - Doctoral Dissertation Research Abroad			
84.116	D	41,301	-	Fund for the Improvement of Postsecondary Education			

SCHEDULE OF EXPENDITURES OF FEDERAL AWARDS (DETAIL)

For the Fiscal Year Ended June 30, 2020

Federal		Amount					
CFDA Number	Direct / Indirect	Program Expenditures	Provided to Subrecipients	CFDA Program Title	Pass-Through Entity Number	Pass-Through Entity Name	Additional Award Information
84.129	D	405,759	-	Rehabilitation Long-Term Training			
84.133	I	83,391	-	National Institute on Disability and Rehabilitation Research	1701835A/PO#SR00005589	Univ Of Maryland Balt. County	
84.133	I	23,889	-	National Institute on Disability and Rehabilitation Research	SUBCONTRACT DATED 10/27/2014	Langston University	
84.160	I	7,000	-	Training Interpreters for Individuals who are Deaf and Individuals who are Deaf-Blind	H160C160001	St. Catherine University	
84.184	I	36,125	-	School Safety National Activities (formerly, Safe and Drug-Free Schools and Communities-National Programs)	S18X190008	Rockington County Schools	
84.200	D	193,451	-	Graduate Assistance in Areas of National Need			
84.283	D	1,232,098	626,263	Comprehensive Centers			
84.305	D	4,826,737	943,906	Education Research, Development and Dissemination			
84.305	I	72,522	-	Education Research, Development and Dissemination	3003143121	University of Michigan (UMICH)	
84.305	I	205,543	-	Education Research, Development and Dissemination	UNIV58617 3748-0198	Vanderbilt University	
84.305	I	320,639	-	Education Research, Development and Dissemination	43802	University of Delaware	
84.305	I	19,520	-	Education Research, Development and Dissemination	343-0811	Duke University	
84.305	I	1,622	-	Education Research, Development and Dissemination	2003942999	Johns Hopkins University	
84.305	I	6,259	-	Education Research, Development and Dissemination	UWSC11218/ 41027	University of Washington	
84.305	I	24,520	-	Education Research, Development and Dissemination	FY2020-003	University of Kansas Center for Research	
84.305	I	43,678	-	Education Research, Development and Dissemination	SUB00001449	Univ Of Georgia	
84.305	I	145,515	-	Education Research, Development and Dissemination	S-00015915	Wested	
84.305	I	10,178	-	Education Research, Development and Dissemination	7392	University of Illinois	
84.305	I	8,436	-	Education Research, Development and Dissemination	0467100007	American Institutes for Research	
84.305	I	8,909	-	Education Research, Development and Dissemination	343-0812	Duke University	
84.324	D	1,739,167	414,984	Research in Special Education			
84.324	I	173,168	(1,525)	Research in Special Education	FY2018-070	University of Kansas Center for Research	
84.324	I	86,676	-	Research in Special Education	KK2047	University of California at Santa Barbara	
84.324	I	21,763	-	Research in Special Education	FY2020-049	University of Kansas	
84.325	D	1,903,766	2,123	Special Education - Personnel Development to Improve Services and Results for Children with Disabilities			
84.325	I	8,764	-	Special Education - Personnel Development to Improve Services and Results for Children with Disabilities	UNCG 88405 19/20	Salus University	
84.325	I	378,782	-	Special Education - Personnel Development to Improve Services and Results for Children with Disabilities	A006557003	Regents of University of Minnesota	
84.326	D	4,587,447	1,096,911	Special Education Technical Assistance and Dissemination to Improve Services and Results for Children with Disabilities			
84.327	D	2,042,787	265,344	Special Education Educational Technology Media, and Materials for Individuals with Disabilities			
84.334	I	105,579	-	Gaining Early Awareness and Readiness for Undergraduate Programs	020753	Mississippi State University	
84.336	D	1,780,374	-	Teacher Quality Partnership Grants			
84.351	I	320,478	-	Arts in Education	205797	Guilford County Schools	
84.365	D	401,257	-	English Language Acquisition State Grants			
84.367	I	1,220	-	Supporting Effective Instruction State Grants (formerly Improving Teacher Quality State Grants)	999697 / PO 3074778	Charlotte Mecklenburg Schools	
84.373	I	144,959	-	Special Education Technical Assistance on State Data Collection	51-001279	SRI International	
84.373	I	200,643	-	Special Education Technical Assistance on State Data Collection	N/A	SRI International	
84.411	I	263,175	-	Education Innovation and Research (formerly Investing in Innovation (i3) Fund)	1516-013-01	Columbus State Community College	
84.423	I	174,863	-	Supporting Effective Educator Development Program	PO101183/SUB0001559	University of Florida	
84.423	I	27,130	-	Supporting Effective Educator Development Program	FY2019-054	University of Kansas	
84.RD	D	101,019	-	U. S. Department of Education			First in the World
84.RD	I	9,379	-	U. S. Department of Education	40346S05821	Mathematica Policy Research, Inc.	A18-1179-001
84.RD	I	112,040	-	U. S. Department of Education	N/A	RMC Research Corporation	A20-0887-001
84.RD	I	110,197	-	U. S. Department of Education	EIR GRANT #U411B170038	Niswonger Foundation	U411B170038
84.RD	I	78,162	-	U. S. Department of Education	201910	University of Indianapolis	US DOE Ed Innovation & Research EIR Pg Grant
		24,637,138	3,654,750	Total — Research and Development — U. S. Department of Education			

U. S. National Archives and Records Administration

89.003	D	110,685	-	National Historical Publications and Records Grants			
		110,685	-	Total — Research and Development — U. S. National Archives and Records Administration			

U. S. Department of Health and Human Services

93.061	D	93,574	-	Innovations in Applied Public Health Research			
93.067	I	168,619	-	Global AIDS	5U2GGH00226-04	Centre for Infectious Disease Research i	
93.067	I	7,872	-	Global AIDS	1NU2GGH001920-01-00-	Centre for Infectious Disease Research i	
93.067	I	84,976	-	Global AIDS	4NU2GGH001920-04-00-	Centre for Infectious Disease Research i	
93.068	D	690,700	-	Chronic Diseases: Research, Control, and Prevention			
93.068	I	49,680	-	Chronic Diseases: Research, Control, and Prevention	6543-00-S001	Westat, Inc.	
93.073	D	899,151	16,617	Birth Defects and Developmental Disabilities - Prevention and Surveillance			
93.073	I	31,112	-	Birth Defects and Developmental Disabilities - Prevention and Surveillance	216069	Duke University	
93.074	I	1,844	-	Hospital Preparedness Program (HPP) and Public Health Emergency Preparedness (PHEP) Aligned Cooperative Agreements	N/A	Mississippi Department of Health	

SCHEDULE OF EXPENDITURES OF FEDERAL AWARDS (DETAIL)

For the Fiscal Year Ended June 30, 2020

Federal		Amount		CFDA Program Title	Pass-Through Entity Number	Pass-Through Entity Name	Additional Award Information
CFDA Number	Direct / Indirect	Program Expenditures	Provided to Subrecipients				
93.077	D	1,165,220	80,857	Family Smoking Prevention and Tobacco Control Act Regulatory Research			
93.077	I	16,344	-	Family Smoking Prevention and Tobacco Control Act Regulatory Research	N/A	University of Michigan Ann Arbor	
93.077	I	2,157	-	Family Smoking Prevention and Tobacco Control Act Regulatory Research	SUBK00011786	University of Michigan Ann Arbor	
93.077	I	47,025	-	Family Smoking Prevention and Tobacco Control Act Regulatory Research	40-100730-116540	Wake Forest University Health Sciences	
93.080	I	(102)	-	Blood Disorder Program: Prevention, Surveillance, and Research	ATHN2015001-IVN-1	American Thrombosis and Hemostasis Network	
93.080	I	173,395	155,596	Blood Disorder Program: Prevention, Surveillance, and Research	ATHN2015001-IV-N-4	American Thrombosis and Hemostasis Network	
93.080	I	120,629	41,928	Blood Disorder Program: Prevention, Surveillance, and Research	ATHN2015001-IVN-5	American Thrombosis and Hemostasis Network	
93.083	D	307,713	29,579	Prevention of Disease, Disability, and Death through Immunization and Control of Respiratory and Related Diseases			
93.084	I	47,419	-	Prevention of Disease, Disability, and Death by Infectious Diseases	2036223	Duke University	
93.086	I	(3)	-	Healthy Marriage Promotion and Responsible Fatherhood Grants	2017-1299	Center For Policy Research	
93.103	D	748,130	213,278	Food and Drug Administration Research			
93.103	I	34,146	-	Food and Drug Administration Research	207574/215728	Duke University	
93.103	I	(1,714)	-	Food and Drug Administration Research	N/A	Interstate Shellfish Sanitation Conference	
93.103	I	103,419	-	Food and Drug Administration Research	19-1190-UNC-CH	University of Tennessee Health Science C	
93.103	I	135,552	-	Food and Drug Administration Research	20-2941-UNCCH	University of Tennessee Health Science C	
93.103	I	10,862	-	Food and Drug Administration Research	2020-0171/5U01FD005334-05	Nasda	
93.107	D	1,135,111	1,035,878	Area Health Education Centers			
93.110	D	3,638,765	635,554	Maternal and Child Health Federal Consolidated Programs			
93.110	I	22,207	-	Maternal and Child Health Federal Consolidated Programs	A177491	Emory University (EU)	
93.110	I	131,189	-	Maternal and Child Health Federal Consolidated Programs	AWD7773002-GR205656	Georgetown University	
93.110	I	25,947	-	Maternal and Child Health Federal Consolidated Programs	1638 G WA067	University of California at Los Angeles	
93.110	I	76,204	-	Maternal and Child Health Federal Consolidated Programs	5 H30MC24046-08-00	Hemophilia of Georgia (HOG)	
93.110	I	6,991	-	Maternal and Child Health Federal Consolidated Programs	SUB00002139	University of Florida	
93.110	I	5,837	-	Maternal and Child Health Federal Consolidated Programs	N/A	Hemophilia of Georgia (HOG)	
93.110	I	4,481	-	Maternal and Child Health Federal Consolidated Programs	60041104	Ohio State University	
93.113	D	13,499,348	1,246,791	Environmental Health			
93.113	I	105,591	-	Environmental Health	4500002242	Boston University	
93.113	I	16,201	-	Environmental Health	T778769	Emory University (EU)	
93.113	I	42,174	-	Environmental Health	16032-03	University of Illinois at Chicago (UIC)	
93.113	I	92,836	-	Environmental Health	2003147882	Johns Hopkins University	
93.113	I	19,020	-	Environmental Health	2003271084	Johns Hopkins University	
93.113	I	(6,086)	-	Environmental Health	417115-G/UR FAO GR51	University of Rochester	
93.113	I	(1,700)	-	Environmental Health	93348042	University of Southern California (USC)	
93.113	I	2,922	-	Environmental Health	A03-0200	Duke University	
93.113	I	27,004	-	Environmental Health	A03-2125	Duke University	
93.113	I	22,377	-	Environmental Health	UWSC10029/ BPO26342	University of Washington	
93.113	I	19,741	-	Environmental Health	2-340-0215502-65237L	Research Triangle Institute (RTI Interna)	
93.113	I	2,043	-	Environmental Health	RC108247UNC	Michigan State University	
93.113	I	(8)	-	Environmental Health	203-7118	Duke University	
93.113	I	43,926	-	Environmental Health	A03-1052	Duke University	
93.113	I	220,380	-	Environmental Health	18-M69	George Washington University	
93.113	I	20,944	-	Environmental Health	10009736-UNC06	Bowling Green State University	
93.113	I	23,337	-	Environmental Health	N/A	MatTek Corporation	
93.113	I	191	-	Environmental Health	9376/20190378	CFD Research Corporation	
93.113	I	57,686	-	Environmental Health	RC105176UNC	Michigan State University	
93.113	I	150,806	-	Environmental Health	1-340-0217136-65707L	Research Triangle Institute (RTI Interna)	
93.113	I	113,897	-	Environmental Health	B11204UNC	Henry Ford Health System	
93.113	I	42,803	-	Environmental Health	P0431A-A	Oregon State Univ.	
93.113	I	141,396	-	Environmental Health	T787631	Emory University	
93.113	I	85,367	-	Environmental Health	M1901895	Texas A&M Univ.	
93.113	I	52,046	-	Environmental Health	NCSU-3338-02	Euro. Molecular Biology Lab	
93.113	I	106,400	-	Environmental Health	2017-001	SeaTox Research Inc	
93.113	I	11,937	-	Environmental Health	SUBAWARD# 1-340-0215502-52722L	Research Triangle Institute	
93.117	D	323,532	-	Preventive Medicine Residency			
93.121	D	4,705,487	733,549	Oral Diseases and Disorders Research			
93.121	I	1,769	-	Oral Diseases and Disorders Research	11531SUB	Seattle Children's Hospital	
93.121	I	1,295	-	Oral Diseases and Disorders Research	11963SUB	Seattle Children's Hospital	
93.121	I	7,320	-	Oral Diseases and Disorders Research	11529SUB	Seattle Children's Hospital	
93.121	I	2,165	-	Oral Diseases and Disorders Research	10034028-01/U0001590	University of Utah	
93.121	I	131,287	-	Oral Diseases and Disorders Research	100852-00004/PO#EP01	Tufts University	
93.121	I	118,020	-	Oral Diseases and Disorders Research	3000301333	Carolinas HealthCare System	
93.121	I	243,405	-	Oral Diseases and Disorders Research	22000007-133	The Methodist Hospital Research Institute	
93.121	I	520	-	Oral Diseases and Disorders Research	K002271-00-S01	Kitware, Inc.	
93.121	I	30,035	-	Oral Diseases and Disorders Research	11719SUB	Seattle Childrens Hospital Research Inst	
93.121	I	223,008	-	Oral Diseases and Disorders Research	22000010-170	The Methodist Hospital Research Institute	
93.121	I	12,852	-	Oral Diseases and Disorders Research	F8883-02	New York University (NYU)	
93.121	I	43,384	-	Oral Diseases and Disorders Research	F1244-02 (Formerly F	New York University (NYU)	
93.121	I	4,102	-	Oral Diseases and Disorders Research	K002197-00-S01	Kitware, Inc.	

SCHEDULE OF EXPENDITURES OF FEDERAL AWARDS (DETAIL)

For the Fiscal Year Ended June 30, 2020

Federal		Amount					
CFDA	Direct /	Program	Provided to	CFDA Program Title	Pass-Through Entity Number	Pass-Through Entity Name	Additional Award Information
Number	Indirect	Expenditures	Subrecipients				
93.121	I	18,737	-	Oral Diseases and Disorders Research	N/A	Arcato Laboratories Inc.	
93.121	I	138,657	-	Oral Diseases and Disorders Research	233220	Massachusetts General Hospital	
93.121	I	14,812	-	Oral Diseases and Disorders Research	34768-1	Augusta University	
93.121	I	83,752	-	Oral Diseases and Disorders Research	K002574-00-S01	Kitware, Inc.	
93.121	I	60,305	-	Oral Diseases and Disorders Research	SUBK00012316 JAT	University of Michigan Board of Regents	
93.121	I	62,092	-	Oral Diseases and Disorders Research	00010288	University of California at Berkeley	
93.121	I	24,064	-	Oral Diseases and Disorders Research	SUB000002159	University of Florida	
93.121	I	(3,664)	-	Oral Diseases and Disorders Research	000407304-001	Univ Of Alabama	
93.121	I	6,270	-	Oral Diseases and Disorders Research	PT112270-SC107121	Virginia Commonwealth Univ	
93.121	I	57,608	-	Oral Diseases and Disorders Research	2017-3474	University of California	
93.124	D	37,641	-	Nurse Anesthetist Traineeship			
93.127	D	223,389	15,362	Emergency Medical Services for Children			
93.135	D	1,776,039	132,461	Centers for Research and Demonstration for Health Promotion and Disease Prevention	PO#3000602118/000033	University of Texas MD Anderson Cancer Center	
93.135	I	327	-	Centers for Research and Demonstration for Health Promotion and Disease Prevention	PO#3000620501/000334	University of Texas MD Anderson Cancer Center	
93.135	I	113	-	Centers for Research and Demonstration for Health Promotion and Disease Prevention			
93.136	D	2,976,373	136,244	Injury Prevention and Control Research and State and Community Based Programs	417372G / UR FAO GR5	University of Rochester	
93.136	I	12,200	-	Injury Prevention and Control Research and State and Community Based Programs	712-7574	Emma Pendleton Bradley Hospital	
93.136	I	2,408	-	Injury Prevention and Control Research and State and Community Based Programs	N/A	American College of Rheumatology Research	
93.137	I	86,546	-	Community Programs to Improve Minority Health Grant Program			
93.143	D	387,204	-	NIEHS Superfund Hazardous Substances Basic Research and Education	M1800359	Texas A and M University	
93.143	I	42,891	-	NIEHS Superfund Hazardous Substances Basic Research and Education	02-M1800359	Texas A and M University	
93.143	I	7,339	-	NIEHS Superfund Hazardous Substances Basic Research and Education	02-M1800350	Texas A&M Univ.	
93.143	I	158,656	-	NIEHS Superfund Hazardous Substances Basic Research and Education	A03-1122	Duke University	
93.143	I	83,575	-	NIEHS Superfund Hazardous Substances Basic Research and Education	5(GG013322-35)	Columbia University	
93.143	I	7,524	-	NIEHS Superfund Hazardous Substances Basic Research and Education	T066365	Emory University (EU)	
93.145	I	(948)	-	HIV-Related Training and Technical Assistance	T066366	Emory University (EU)	
93.145	I	(70)	-	HIV-Related Training and Technical Assistance	T253552	Emory University (EU)	
93.145	I	(3,546)	-	HIV-Related Training and Technical Assistance	VUMC 56921	Vanderbilt University	
93.145	I	22,867	-	HIV-Related Training and Technical Assistance	N/A	Vanderbilt University	
93.145	I	204,970	-	HIV-Related Training and Technical Assistance	3090081	Duke University	
93.153	I	12,980	-	Coordinated Services and Access to Research for Women, Infants, Children, and Youth	N/A	Duke University	
93.153	I	66,174	-	Coordinated Services and Access to Research for Women, Infants, Children, and Youth	3090082	Duke University	
93.153	I	18,347	-	Coordinated Services and Access to Research for Women, Infants, Children, and Youth	3090098	Duke University	
93.153	I	55,032	-	Coordinated Services and Access to Research for Women, Infants, Children, and Youth			
93.155	D	1,170,981	166,875	Rural Health Research Centers	N/A	Foundation for Health Leadership	
93.155	I	76,013	-	Rural Health Research Centers	S00488-01	University of Iowa	
93.155	I	3,154	-	Rural Health Research Centers	S00488-02	University of Iowa	
93.155	I	61,218	-	Rural Health Research Centers			
93.172	D	8,305,193	2,034,976	Human Genome Research	ULRF 16-0709-03	University of Louisville	
93.172	I	23,211	-	Human Genome Research	N/A	Rutgers the State University of New Jersey	
93.172	I	50,611	-	Human Genome Research	A031793	Duke University	
93.172	I	21,763	-	Human Genome Research	82634	SUNY at Stony Brook	
93.172	I	22,514	-	Human Genome Research	0742 PO 951390	Rutgers the State University of New Jersey	
93.172	I	(9,865)	-	Human Genome Research	0742 / 1203	Rutgers the State University of New Jersey	
93.172	I	150,959	-	Human Genome Research	A03-2387	Duke University	
93.172	I	136,462	-	Human Genome Research	RES514720	Case Western Reserve University	
93.172	I	40,904	-	Human Genome Research			
93.173	D	1,358,094	218,054	Research Related to Deafness and Communication Disorders	R01DC011038/96419-A	Boys Town National Research Hospital	
93.173	I	88,145	-	Research Related to Deafness and Communication Disorders	16-009267 A00	University of Massachusetts at Amherst	
93.173	I	32,331	-	Research Related to Deafness and Communication Disorders	R01DC015056	Boys Town National Research Hospital	
93.173	I	95,239	(500)	Research Related to Deafness and Communication Disorders	SP0038317-PROJ001053	Northwestern University	
93.173	I	49,759	-	Research Related to Deafness and Communication Disorders	60070612	Ohio State University	
93.173	I	30,239	-	Research Related to Deafness and Communication Disorders	800198	Drexel University	
93.173	I	22,637	-	Research Related to Deafness and Communication Disorders	2121-1001-00-B	University of South Florida Tampa	
93.173	I	101,392	-	Research Related to Deafness and Communication Disorders	1090527 - 396355	Carnegie Mellon University	
93.173	I	37,021	-	Research Related to Deafness and Communication Disorders			
93.178	D	464,109	29,322	Nursing Workforce Diversity			
93.186	D	346,262	-	National Research Service Award in Primary Care Medicine			
93.191	D	47,200	-	Graduate Psychology Education			
93.211	D	653,316	145,649	Telehealth Programs			
93.213	D	1,693,975	(400)	Research and Training in Complementary and Integrative Health	203-7921	Duke University	
93.213	I	28,233	-	Research and Training in Complementary and Integrative Health	3200991219/PO 962926	Childrens Hospital of Philadelphia	
93.213	I	8,875	-	Research and Training in Complementary and Integrative Health	7529	Boston Medical Center	
93.213	I	80,583	-	Research and Training in Complementary and Integrative Health	A03-3161	Duke University	
93.213	I	3,667	-	Research and Training in Complementary and Integrative Health			

SCHEDULE OF EXPENDITURES OF FEDERAL AWARDS (DETAIL)

For the Fiscal Year Ended June 30, 2020

Federal		Amount		CFDA Program Title	Pass-Through Entity Number	Pass-Through Entity Name	Additional Award Information
CFDA Number	Direct / Indirect	Program Expenditures	Provided to Subrecipients				
93.213	I	11,999	-	Research and Training in Complementary and Integrative Health	11000465-028	Purdue University	
93.213	I	6,842	-	Research and Training in Complementary and Integrative Health	10049254-02	Univ Of Utah	
93.213	I	3,431	-	Research and Training in Complementary and Integrative Health	BPO10966	University of Washington	
93.213	I	411,842	-	Research and Training in Complementary and Integrative Health	G00205796	Washington State	
93.213	I	92,233	-	Research and Training in Complementary and Integrative Health	132416 G004045	Washington State	
93.213	I	59,527	-	Research and Training in Complementary and Integrative Health	SUBAWARD NO:UFDSP00010628	University of Florida	
93.213	I	61,087	-	Research and Training in Complementary and Integrative Health	Subaward No: 1(GG013599-01)	Columbia University	
93.225	D	(749)	-	National Research Service Awards Health Services Research Training			
93.226	D	4,160,761	651,891	Research on Healthcare Costs, Quality and Outcomes			
93.226	I	(2,845)	-	Research on Healthcare Costs, Quality and Outcomes	2003209559	Johns Hopkins University	
93.226	I	71,654	-	Research on Healthcare Costs, Quality and Outcomes	203-7640	Duke University	
93.226	I	217,848	-	Research on Healthcare Costs, Quality and Outcomes	R1091	Dartmouth College	
93.226	I	956	-	Research on Healthcare Costs, Quality and Outcomes	417581G/URFAO:GR5109	University of Rochester	
93.226	I	114,560	-	Research on Healthcare Costs, Quality and Outcomes	A032552	Duke University	
93.226	I	14,121	-	Research on Healthcare Costs, Quality and Outcomes	A032567	Duke University	
93.226	I	34,540	-	Research on Healthcare Costs, Quality and Outcomes	2032514	Duke University	
93.241	I	(1,635)	-	State Rural Hospital Flexibility Program	P004027953	University of Minnesota	
93.241	I	(1,961)	-	State Rural Hospital Flexibility Program	PO 004027953	University of Minnesota	
93.241	I	(267)	-	State Rural Hospital Flexibility Program	P004644853	University of Minnesota	
93.241	I	6,682	-	State Rural Hospital Flexibility Program	P007036253	University of Minnesota	
93.241	I	410,481	-	State Rural Hospital Flexibility Program	P007036253	University of Minnesota	
93.242	D	33,235,511	8,192,541	Mental Health Research Grants			
93.242	I	(394)	-	Mental Health Research Grants	60091569-24813-A	Stanford University	
93.242	I	276,925	104,078	Mental Health Research Grants	N/A	Virtually Better, Inc	
93.242	I	59,920	-	Mental Health Research Grants	A004036501	University of Minnesota	
93.242	I	5,980	-	Mental Health Research Grants	8288SC	University of California at San Francisco	
93.242	I	26,309	-	Mental Health Research Grants	2015-3230	University of California at Irvine (UCI)	
93.242	I	(140)	-	Mental Health Research Grants	IN4684136UNC	Trustees of Indiana University	
93.242	I	9,802	-	Mental Health Research Grants	N/A	Xona Microfluidics, LLC	
93.242	I	(264)	-	Mental Health Research Grants	34-5250-2001-001	University of Nebraska Medical Center	
93.242	I	30,014	-	Mental Health Research Grants	686K221	University of Wisconsin at Madison	
93.242	I	1,572	-	Mental Health Research Grants	N/A	Kennedy Krieger Institute	
93.242	I	16,527	-	Mental Health Research Grants	110268-0720-01	Kennedy Krieger Institute	
93.242	I	(3,371)	-	Mental Health Research Grants	TUL-HSC-555238-17/18	Tulane University	
93.242	I	33,380	-	Mental Health Research Grants	SC37573-03-00 / PO15	University of Denver	
93.242	I	43,924	-	Mental Health Research Grants	149869.5101563.0314	Harvard University Medical School	
93.242	I	61,055	-	Mental Health Research Grants	A15-0085-S002	University of California at Davis (UCD)	
93.242	I	(8,765)	-	Mental Health Research Grants	087283-16478	University of Illinois at Urbana-Champaign	
93.242	I	143,405	(2,500)	Mental Health Research Grants	00001130	Brown University	
93.242	I	117,841	(1,032)	Mental Health Research Grants	0255-3351-4609	Mount Sinai School of Medicine	
93.242	I	(507)	-	Mental Health Research Grants	A056711	Emory University (EU)	
93.242	I	21,489	-	Mental Health Research Grants	A242031	Emory University (EU)	
93.242	I	46,926	-	Mental Health Research Grants	A056773	Emory University (EU)	
93.242	I	27,500	-	Mental Health Research Grants	A277470	Emory University (EU)	
93.242	I	24,365	-	Mental Health Research Grants	31468-01	American University (AU)	
93.242	I	6,068	-	Mental Health Research Grants	31503-A180065-S01	American University (AU)	
93.242	I	35,442	-	Mental Health Research Grants	417356/URFAO GR5107	University of Rochester	
93.242	I	202,414	-	Mental Health Research Grants	GR103937 (CON-800013	Yale University	
93.242	I	12,891	-	Mental Health Research Grants	2004003087	Johns Hopkins University	
93.242	I	14,405	-	Mental Health Research Grants	11-17-02 sub1	Des Moines University (DMU)	
93.242	I	55,556	-	Mental Health Research Grants	574016	Trustees of the Univ. of Pennsylvania	
93.242	I	108,967	-	Mental Health Research Grants	K002617-00-S01	Kitware, Inc.	
93.242	I	13,379	-	Mental Health Research Grants	1-312-0216595-65418L	Research Triangle Institute (RTI Interna	
93.242	I	56,374	-	Mental Health Research Grants	A031713	Duke University	
93.242	I	50,690	-	Mental Health Research Grants	A006759601	University of Minnesota	
93.242	I	10,363	-	Mental Health Research Grants	136025-5109031	Harvard University	
93.242	I	61,494	-	Mental Health Research Grants	WU-19-411/PO#2940750	Washington University in Saint Louis	
93.242	I	42,088	-	Mental Health Research Grants	WU-19-410/PO#2940262	Washington University in Saint Louis	
93.242	I	63,014	-	Mental Health Research Grants	0255-B711-4609	Mount Sinai School of Medicine	
93.242	I	20,347	-	Mental Health Research Grants	136031-5111688	Harvard University	
93.242	I	(6,221)	-	Mental Health Research Grants	A03-1588	Duke University	
93.242	I	41,520	-	Mental Health Research Grants	34337SUB53039 / PO#1	University of Vermont	
93.242	I	71,620	-	Mental Health Research Grants	WU-19-412/PO 2940411	Washington University in Saint Louis	
93.242	I	78,933	-	Mental Health Research Grants	N007059101	University of Minnesota	
93.242	I	172,183	1,580	Mental Health Research Grants	CNVA00061652 131408-	University of Pittsburgh	
93.242	I	17,841	-	Mental Health Research Grants	800010088-01UG	Florida International University	
93.242	I	24,650	-	Mental Health Research Grants	1907499	University of Texas at Dallas	
93.242	I	39,589	-	Mental Health Research Grants	P007689002	University of Minnesota	

SCHEDULE OF EXPENDITURES OF FEDERAL AWARDS (DETAIL)

For the Fiscal Year Ended June 30, 2020

Federal		Amount		CFDA Program Title	Pass-Through Entity Number	Pass-Through Entity Name	Additional Award Information
CFDA Number	Direct / Indirect	Program Expenditures	Provided to Subrecipients				
93.242	I	48,521	-	Mental Health Research Grants	60050592 UNC	Northwestern University	
93.242	I	18,632	-	Mental Health Research Grants	F211825-2	University of Maryland at Baltimore (UMB)	
93.242	I	7,879	-	Mental Health Research Grants	7137547	Rhode Island Hospital	
93.242	I	3,565	-	Mental Health Research Grants	60055528 UNC	Northwestern University	
93.242	I	51,490	-	Mental Health Research Grants	N/A	Pulvinar Neuro LLC	
93.242	I	4,764	-	Mental Health Research Grants	11978SC	University of California at San Francisco	
93.242	I	162,284	-	Mental Health Research Grants	PIN 2019-175NCSU	Pinnacle Technology, Inc.	
93.242	I	7,347	-	Mental Health Research Grants	A031801	Duke University	
93.242	I	27,123	-	Mental Health Research Grants	A262837	Emory University	
93.242	I	13,941	-	Mental Health Research Grants	60067476	Ohio State University	
93.243	D	1,921,498	383,009	Substance Abuse and Mental Health Services Projects of Regional and National Significance			
93.243	I	1,505	-	Substance Abuse and Mental Health Services Projects of Regional and National Significance	GR103896(CON-8000135	Yale University	
93.243	I	5,278	-	Substance Abuse and Mental Health Services Projects of Regional and National Significance	GR107883(CON-8000199	Yale University	
93.243	I	2,971	-	Substance Abuse and Mental Health Services Projects of Regional and National Significance	2022	Reintegration Support Network	
93.243	I	5,733	-	Substance Abuse and Mental Health Services Projects of Regional and National Significance	UNCW- SAMHSA-01	County of Brunswick	
93.243	I	8,944	-	Substance Abuse and Mental Health Services Projects of Regional and National Significance	UNC -SAMHSA-02	County of Brunswick	
93.247	D	1,478,306	151,882	Advanced Nursing Education Workforce Grant Program			
93.250	D	44,057	-	Geriatric Academic Career Awards Department of Health and Human Services			
93.262	D	2,031,186	285,484	Occupational Safety and Health Program			
93.262	I	35,928	-	Occupational Safety and Health Program	4885/102815	University of Rhode Island	
93.262	I	27,655	-	Occupational Safety and Health Program	17-A1-00-006508-01/1	New York University (NYU)	
93.262	I	41,985	-	Occupational Safety and Health Program	17-A1-00-006508-01	New York University (NYU)	
93.262	I	8,670	-	Occupational Safety and Health Program	3210001070-20-167	Univ Of Kentucky Res. Found.	
93.262	I	14,913	-	Occupational Safety and Health Program	3210001070-20-019	Univ Of Kentucky	
93.273	D	12,759,107	455,434	Alcohol Research Programs			
93.273	I	59,781	-	Alcohol Research Programs	19-22-003	Louisiana State University (LSU)	
93.273	I	16,562	-	Alcohol Research Programs	20-22-002	Louisiana State University (LSU)	
93.273	I	16,843	-	Alcohol Research Programs	82381-1149018-UNC	SUNY Research Foundation	
93.273	I	49,245	-	Alcohol Research Programs	4500003374	Boston University	
93.273	I	(3,842)	-	Alcohol Research Programs	500693 NCSU	Feinstein Inst For Medical Res	
93.273	I	(9,375)	-	Alcohol Research Programs	2017-1740	Kwj Engineering	
93.273	I	445,569	-	Alcohol Research Programs	5304-UNC-DHHS-2931	Pennsylvania State University	
93.273	I	18,899	-	Alcohol Research Programs	A031841	Duke University	
93.273	I	28,247	-	Alcohol Research Programs	125283298 MP/PO S9002478	University of California at San Diego	
93.279	D	10,003,758	1,345,217	Drug Abuse and Addiction Research Programs			
93.279	I	1,586	-	Drug Abuse and Addiction Research Programs	61878019	University of Southern California (USC)	
93.279	I	12,804	-	Drug Abuse and Addiction Research Programs	2-340-0215297-52570L	Research Triangle Institute (RTI Interna	
93.279	I	93,894	-	Drug Abuse and Addiction Research Programs	5-27127	Scripps Research Institute	
93.279	I	32,335	-	Drug Abuse and Addiction Research Programs	N/A	Scripps Research Institute	
93.279	I	12,189	-	Drug Abuse and Addiction Research Programs	A030195	Duke University	
93.279	I	53,314	-	Drug Abuse and Addiction Research Programs	A032037	Duke University	
93.279	I	185,149	-	Drug Abuse and Addiction Research Programs	210247-0420-07	Jackson Laboratory	
93.279	I	29,818	-	Drug Abuse and Addiction Research Programs	0001325422	Cedars Sinai Medical Center	
93.279	I	40,635	-	Drug Abuse and Addiction Research Programs	3-312-0216046-65211L	Research Triangle Institute (RTI Interna	
93.279	I	33,495	-	Drug Abuse and Addiction Research Programs	60065615	Ohio State University	
93.279	I	183,004	-	Drug Abuse and Addiction Research Programs	60072478	Ohio State University	
93.279	I	4,066	-	Drug Abuse and Addiction Research Programs	1-312-0216046-65210	Research Triangle Institute (RTI Interna	
93.279	I	14,006	-	Drug Abuse and Addiction Research Programs	1-312-0216046-65210L	Research Triangle Institute (RTI Interna	
93.279	I	9,882	-	Drug Abuse and Addiction Research Programs	7017137280	Rhode Island Hospital	
93.279	I	10,079	(1,290)	Drug Abuse and Addiction Research Programs	A030188	Duke University	
93.279	I	93,952	-	Drug Abuse and Addiction Research Programs	A031808	Duke University	
93.279	I	(1,050)	-	Drug Abuse and Addiction Research Programs	1-340-0216071-65060L	Research Triangle Institute (RTI Interna	
93.279	I	21,119	-	Drug Abuse and Addiction Research Programs	7147060LBR	Miriam Hospital	
93.279	I	25,039	-	Drug Abuse and Addiction Research Programs	566032	University of Pennsylvania Board of Trustees	
93.279	I	40,672	-	Drug Abuse and Addiction Research Programs	2-312-0216046-65212L	Research Triangle Institute (RTI Interna	
93.279	I	16,457	-	Drug Abuse and Addiction Research Programs	GB10546.PO #2126807	University of Virginia	
93.279	I	6,920	-	Drug Abuse and Addiction Research Programs	7147098LBR	Miriam Hospital	
93.279	I	25,667	-	Drug Abuse and Addiction Research Programs	210247-0419	Jackson Laboratory	
93.279	I	77,142	-	Drug Abuse and Addiction Research Programs	AWD00000068 (132578-	University of Pittsburgh	
93.279	I	56,361	-	Drug Abuse and Addiction Research Programs	A031533	Duke University	
93.279	I	79,780	-	Drug Abuse and Addiction Research Programs	2-312-0216924-65603L	Research Triangle Institute (RTI Interna	
93.279	I	14,026	-	Drug Abuse and Addiction Research Programs	7109993TVD	Miriam Hospital	
93.279	I	174,009	-	Drug Abuse and Addiction Research Programs	GR106462 CON-8000178	Yale University	

SCHEDULE OF EXPENDITURES OF FEDERAL AWARDS (DETAIL)

For the Fiscal Year Ended June 30, 2020

CFDA Number	Direct / Indirect	Program Expenditures	Amount Provided to Subrecipients	CFDA Program Title	Pass-Through Entity Number	Pass-Through Entity Name	Additional Award Information
93.279	I	31,823	-	Drug Abuse and Addiction Research Programs	GR109144 (CON-800023	Yale University	
93.279	I	146,704	-	Drug Abuse and Addiction Research Programs	A032001	Duke University	
93.279	I	35,639	-	Drug Abuse and Addiction Research Programs	417654G/URFAO:GR5109	University of Rochester	
93.279	I	218,625	-	Drug Abuse and Addiction Research Programs	00001481	Brown University	
93.279	I	89,383	-	Drug Abuse and Addiction Research Programs	000000366	University of Wisconsin at Madison	
93.279	I	57,212	-	Drug Abuse and Addiction Research Programs	GR107322 (CON-800021	Yale University	
93.279	I	11,380	-	Drug Abuse and Addiction Research Programs	GR109272(CON-8000234	Yale University	
93.279	I	16,598	-	Drug Abuse and Addiction Research Programs	53188	University of Arkansas for Medical Science	
93.279	I	5,747	-	Drug Abuse and Addiction Research Programs	500392-78053	Northeastern University	
93.279	I	66,623	-	Drug Abuse and Addiction Research Programs	261444	Temple University	
93.279	I	9,129	-	Drug Abuse and Addiction Research Programs	A031813	Duke University	
93.283	D	1,815,628	2,139	Centers for Disease Control and Prevention Investigations and Technical Assistance			
93.283	I	24,825	-	Centers for Disease Control and Prevention Investigations and Technical Assistance	N/A	American Thrombosis and Hemostasis Network	
93.286	D	6,329,817	975,474	Discovery and Applied Research for Technological Innovations to Improve Human Health			
93.286	I	9,754	-	Discovery and Applied Research for Technological Innovations to Improve Human Health	UNIV59046	Vanderbilt University	
93.286	I	18,885	-	Discovery and Applied Research for Technological Innovations to Improve Human Health	VUMC 60090	Vanderbilt University	
93.286	I	260,992	-	Discovery and Applied Research for Technological Innovations to Improve Human Health	K001687-00-S01	Kitware, Inc.	
93.286	I	180,395	-	Discovery and Applied Research for Technological Innovations to Improve Human Health	SUB00001509	University of Georgia	
93.286	I	17,561	-	Discovery and Applied Research for Technological Innovations to Improve Human Health	RFA-EB-16-001	IVY.AI, INC.	
93.286	I	3,582	-	Discovery and Applied Research for Technological Innovations to Improve Human Health	203-7399	Duke University	
93.286	I	100,463	-	Discovery and Applied Research for Technological Innovations to Improve Human Health	A03-1999	Duke University	
93.286	I	78,361	-	Discovery and Applied Research for Technological Innovations to Improve Human Health	2-R44-EB021704-02-03	KIYATEC Inc.	
93.286	I	58,420	-	Discovery and Applied Research for Technological Innovations to Improve Human Health	FY2017-040	University of Kansas Center for Research	
93.286	I	202,567	-	Discovery and Applied Research for Technological Innovations to Improve Human Health	092585-17169	University of Illinois Board of Trustees	
93.286	I	9,287	-	Discovery and Applied Research for Technological Innovations to Improve Human Health	A03-0631	Duke University	
93.286	I	58,431	-	Discovery and Applied Research for Technological Innovations to Improve Human Health	K002587-00-S01	Kitware, Inc.	
93.286	I	9,029	-	Discovery and Applied Research for Technological Innovations to Improve Human Health	100710-552612	Wake Forest University Health Sciences	
93.286	I	234,136	-	Discovery and Applied Research for Technological Innovations to Improve Human Health	KK1944	Univ of CA at Santa Barbara	
93.300	D	452,249	17,295	National Center for Health Workforce Analysis			
93.307	D	8,697,244	3,087,456	Minority Health and Health Disparities Research			
93.307	I	154,176	-	Minority Health and Health Disparities Research	16-2910/PO2000005316	University of South Carolina (USC)	
93.307	I	33,625	-	Minority Health and Health Disparities Research	N/A	Albert Einstein College of Medicine Inc	
93.307	I	14,265	-	Minority Health and Health Disparities Research	311060A PO 787491	Albert Einstein College of Medicine Inc	
93.307	I	24,984	-	Minority Health and Health Disparities Research	576151	Trustees of the Univ. of Pennsylvania	
93.307	I	9,141	-	Minority Health and Health Disparities Research	578811	Trustees of the Univ. of Pennsylvania	
93.307	I	35,842	-	Minority Health and Health Disparities Research	GK000553(CON-8000061	Yale University	
93.307	I	(4,026)	-	Minority Health and Health Disparities Research	088353-16582	University of Illinois at Urbana-Champaign	
93.307	I	38,880	-	Minority Health and Health Disparities Research	52211-UNC	University of Arkansas	
93.307	I	266,283	-	Minority Health and Health Disparities Research	575095	Trustees of the Univ. of Pennsylvania	
93.307	I	220,073	-	Minority Health and Health Disparities Research	6408-1117-00-B	University of South Florida Tampa	
93.307	I	156,427	-	Minority Health and Health Disparities Research	193405399	University of Wisconsin at Milwaukee	
93.307	I	25,667	-	Minority Health and Health Disparities Research	13136001	University of Central Florida (UCF)	
93.307	I	53,764	-	Minority Health and Health Disparities Research	A193683	Emory University (EU)	
93.307	I	48,981	-	Minority Health and Health Disparities Research	N/A	Equiti Foods, LLC	
93.307	I	32,266	-	Minority Health and Health Disparities Research	60044313 NCSU YEAR 3	Northwestern University	
93.307	I	82,579	-	Minority Health and Health Disparities Research	HU-140004	Hampton University	
93.307	I	12,886	-	Minority Health and Health Disparities Research	HU-150006	Hampton University	
93.307	I	22,961	-	Minority Health and Health Disparities Research	Subaward No: HU - 190006	Hampton University	
93.307	I	18,607	-	Minority Health and Health Disparities Research	18-M92	George Washington University	
93.310	D	10,441,954	4,135,315	Trans-NIH Research Support			
93.310	I	(4,438)	-	Trans-NIH Research Support	68-1096429	California Institute of Technology (CalT)	
93.310	I	7,373	-	Trans-NIH Research Support	1-312-0215007-52418L	Research Triangle Institute (RTI Interna	
93.310	I	6,134	-	Trans-NIH Research Support	800175	Drexel University	
93.310	I	66,898	-	Trans-NIH Research Support	900037	Drexel University	
93.310	I	223,335	-	Trans-NIH Research Support	F0019-03	New York University (NYU)	

SCHEDULE OF EXPENDITURES OF FEDERAL AWARDS (DETAIL)

For the Fiscal Year Ended June 30, 2020

Federal		Amount					
CFDA	Direct /	Program	Provided to	CFDA Program Title	Pass-Through Entity Number	Pass-Through Entity Name	Additional Award Information
Number	Indirect	Expenditures	Subrecipients				
93.310	I	36,040	-	Trans-NIH Research Support	203-7936	Duke University	
93.310	I	159,342	-	Trans-NIH Research Support	A03-2318	Duke University	
93.310	I	21,024	-	Trans-NIH Research Support	R902	Dartmouth College	
93.310	I	159,675	-	Trans-NIH Research Support	1-340-0215040-52885L	Research Triangle Institute (RTI Interna	
93.310	I	32,909	-	Trans-NIH Research Support	16-A0-00-006256-01	NYU Medical Center	
93.310	I	(3,475)	-	Trans-NIH Research Support	18-330	Arizona State University	
93.310	I	23,370	-	Trans-NIH Research Support	5001441	Women and Infants Hospital of Rhode Island	
93.310	I	(11,164)	-	Trans-NIH Research Support	A19-0026-S002	University of South Dakota	
93.310	I	80,671	-	Trans-NIH Research Support	111593808	University of California at San Diego	
93.310	I	636,223	814	Trans-NIH Research Support	19-A0-00-1003237	New York University School of Medicine	
93.310	I	4,650	-	Trans-NIH Research Support	A030547	Duke University	
93.310	I	91,688	-	Trans-NIH Research Support	A031918	Duke University	
93.315	I	2,752	-	Rare Disorders: Research, Surveillance, Health Promotion, and Education	1-312-0217091-65696L	Research Triangle Institute (RTI Interna	
93.315	I	2,551	-	Rare Disorders: Research, Surveillance, Health Promotion, and Education	1-312-0217093-65695L	Research Triangle Institute (RTI Interna	
93.315	I	15,881	-	Rare Disorders: Research, Surveillance, Health Promotion, and Education	1-312-0217095-65698L	Research Triangle Institute (RTI Interna	
93.318	I	1,759	-	Protecting and Improving Health Globally: Building and Strengthening Public Health Impact, Systems, Capacity and Security	2004034755	Johns Hopkins Bloomberg School of Public	
93.322	I	26,586	-	CSELS Partnership: Strengthening Public Health Laboratories	56400-200-922-18-12	Association of Public Health Laboratorie	
93.350	D	12,951,905	1,542,523	National Center for Advancing Translational Sciences			
93.350	I	28,470	-	National Center for Advancing Translational Sciences	A031873	Duke University	
93.350	I	10,963	-	National Center for Advancing Translational Sciences	1R44TR001916-02/ PA-	Luceome Biotechnologies, L.L.C.	
93.350	I	37,150	-	National Center for Advancing Translational Sciences	AWD00000243 (132627-	University of Pittsburgh	
93.350	I	2,720	-	National Center for Advancing Translational Sciences	AWD00000243 (134445-	University of Pittsburgh	
93.350	I	(134)	-	National Center for Advancing Translational Sciences	N/A	Falcon Therapeutics, Inc.	
93.350	I	49,951	-	National Center for Advancing Translational Sciences	1-312-0215481-52686L	Research Triangle Institute (RTI Interna	
93.350	I	(935)	-	National Center for Advancing Translational Sciences	MUSC17-042-8C828	Medical University of South Carolina (MUSC)	
93.350	I	116,744	-	National Center for Advancing Translational Sciences	VUMC65891	Vanderbilt University	
93.350	I	3,020	-	National Center for Advancing Translational Sciences	N/A	Tufts-New England Medical Center	
93.350	I	40,539	-	National Center for Advancing Translational Sciences	5017110-SERV	Tufts-New England Medical Center	
93.350	I	65,930	-	National Center for Advancing Translational Sciences	A039101	Duke University	
93.350	I	8,550	-	National Center for Advancing Translational Sciences	A00-3210-S002	Medical University of South Carolina (MUSC)	
93.350	I	21,403	-	National Center for Advancing Translational Sciences	2-312-0216822-65550L	Research Triangle Institute (RTI Interna	
93.350	I	77,913	-	National Center for Advancing Translational Sciences	N/A	Initos Pharmaceuticals, LLC	
93.350	I	16,299	-	National Center for Advancing Translational Sciences	60068596	Ohio State University	
93.350	I	239,651	-	National Center for Advancing Translational Sciences	18-4177	Falcon Therapeutics, Inc.	
93.350	I	354,892	-	National Center for Advancing Translational Sciences	A031874	Duke University	
93.350	I	77,750	-	National Center for Advancing Translational Sciences	10046258-02	University of Utah	
93.350	I	13,684	-	National Center for Advancing Translational Sciences	N/A	University of Utah	
93.350	I	97,857	-	National Center for Advancing Translational Sciences	2004376928	Johns Hopkins University	
93.350	I	83,328	-	National Center for Advancing Translational Sciences	166469/165608	University of Texas Health Science Center	
93.350	I	24,226	-	National Center for Advancing Translational Sciences	000518169-007	University of Alabama at Birmingham	
93.350	I	7,867	-	National Center for Advancing Translational Sciences	P0503A-A	Oregon State University	
93.350	I	38,968	-	National Center for Advancing Translational Sciences	C00061087-3	Univ Of Missouri - Columbia	
93.350	I	10,028	-	National Center for Advancing Translational Sciences	417626G/UR FAO GR51	University of Rochester	
93.351	D	3,613,796	106,693	Research Infrastructure Programs			
93.353	D	1,451,543	441,998	21st Century Cures Act - Beau Biden Cancer Moonshot			
93.353	I	223,070	(500)	21st Century Cures Act - Beau Biden Cancer Moonshot	1001837485	University of Iowa	
93.353	I	198,364	-	21st Century Cures Act - Beau Biden Cancer Moonshot	30004929-01	Childrens Research Institute	
93.353	I	3,530	-	21st Century Cures Act - Beau Biden Cancer Moonshot	000525294-SC001	University of Alabama at Birmingham	
93.359	D	734,963	156,190	Nurse Education, Practice Quality and Retention Grants			
93.359	I	141,833	-	Nurse Education, Practice Quality and Retention Grants	1618NEPQR	Piedmont Health, Inc.	
93.359	I	10,886	-	Nurse Education, Practice Quality and Retention Grants	FP00007763_SA005	Virginia Commonwealth University (VCU)	
93.361	D	4,565,655	892,315	Nursing Research			
93.361	I	(107)	-	Nursing Research	14-1995	Keona Health, Inc.	
93.361	I	13	-	Nursing Research	30003061-01-07	Childrens Research Institute	
93.361	I	(100)	-	Nursing Research	30003061-01	Childrens Research Institute	
93.361	I	39,714	-	Nursing Research	60059901	Ohio State University	
93.361	I	3,482	-	Nursing Research	60067618	Ohio State University	
93.361	I	(10,578)	-	Nursing Research	A046516	Emory University (EU)	
93.361	I	39,544	-	Nursing Research	N/A	Emory University (EU)	
93.361	I	6,925	-	Nursing Research	FP00006641_SA001	Virginia Commonwealth University (VCU)	
93.361	I	(1,263)	-	Nursing Research	FY18.105.017	University of Colorado Denver	
93.361	I	69,689	-	Nursing Research	FY20.105.013_AMD1	University of Colorado Denver	
93.361	I	70,060	-	Nursing Research	19-3795_PO#20000431	University of South Carolina (USC)	
93.361	I	20,765	-	Nursing Research	A031828	Duke University	
93.361	I	23,810	-	Nursing Research	201-100720-550114	Wake Forest University Health Sciences	
93.361	I	28,243	-	Nursing Research	FY20.105.015	University of Colorado Denver	
93.361	I	7,593	-	Nursing Research	304482	Children's Hospital Med Center	
93.361	I	63,273	-	Nursing Research	205886	Prevention Strategies LLC	

SCHEDULE OF EXPENDITURES OF FEDERAL AWARDS (DETAIL)

For the Fiscal Year Ended June 30, 2020

Federal		Amount					
CFDA	Direct /	Program	Amount	CFDA Program Title	Pass-Through Entity Number	Pass-Through Entity Name	Additional Award Information
Number	Indirect	Expenditures	Provided to Subrecipients				
93.361	I	12,015	-	Nursing Research	10037474-UNC	University of Utah	
93.393	D	16,969,754	3,239,023	Cancer Cause and Prevention Research			
93.393	I	107,382	-	Cancer Cause and Prevention Research	76-01	SUNY Buffalo Roswell Park Cancer Institute	
93.393	I	(1)	-	Cancer Cause and Prevention Research	150159.5077497.0002	Harvard University	
93.393	I	3,928	-	Cancer Cause and Prevention Research	01027406	Beth Israel Deaconess Medical Center	
93.393	I	8,095	-	Cancer Cause and Prevention Research	565706	Trustees of the Univ. of Pennsylvania	
93.393	I	(2,196)	-	Cancer Cause and Prevention Research	N/A	UCLA David Geffen School of Medicine	
93.393	I	67,492	-	Cancer Cause and Prevention Research	VUMC58792	Vanderbilt University Medical Center	
93.393	I	228,265	-	Cancer Cause and Prevention Research	VUMC 58792	Vanderbilt University Medical Center	
93.393	I	51,652	-	Cancer Cause and Prevention Research	VUMC58928	Vanderbilt University Medical Center	
93.393	I	(2,422)	-	Cancer Cause and Prevention Research	1-312-0215410-52694L	Research Triangle Institute (RTI) Interna	
93.393	I	3,948	-	Cancer Cause and Prevention Research	A030293	Duke University	
93.393	I	89,871	-	Cancer Cause and Prevention Research	AH000632	Harvard Pilgrim Health Care	
93.393	I	27	-	Cancer Cause and Prevention Research	201603696-08	University of California at Davis (UCD)	
93.393	I	7,642	-	Cancer Cause and Prevention Research	201603696-08/ A18-01	University of California at Davis (UCD)	
93.393	I	269,172	-	Cancer Cause and Prevention Research	201603696-08/A180177	University of California at Davis (UCD)	
93.393	I	283,012	(27,502)	Cancer Cause and Prevention Research	3RCQ4	University of New Mexico at Albuquerque	
93.393	I	13,798	-	Cancer Cause and Prevention Research	PO #3005117496	University of Michigan (UMICH)	
93.393	I	28,858	-	Cancer Cause and Prevention Research	3004700015/PO3005744	University of Michigan (UMICH)	
93.393	I	3,560	-	Cancer Cause and Prevention Research	130544-G003764	Washington State University	
93.393	I	1,609	-	Cancer Cause and Prevention Research	10252sc	University of California Regents	
93.393	I	17,720	-	Cancer Cause and Prevention Research	411518_GR412884-UNC	Georgetown University	
93.393	I	91,802	-	Cancer Cause and Prevention Research	N/A	Triangle Biotechnology, Inc.	
93.393	I	392,601	-	Cancer Cause and Prevention Research	CRA SCR 2018-28	International Agency for Research on Cancer	
93.393	I	77,141	-	Cancer Cause and Prevention Research	A031031	Duke University	
93.393	I	4,554	-	Cancer Cause and Prevention Research	BD525155	Memorial Sloan-Kettering Cancer Center	
93.393	I	22,592	-	Cancer Cause and Prevention Research	BD525155B	Memorial Sloan-Kettering Cancer Center	
93.393	I	157,618	-	Cancer Cause and Prevention Research	CRA/SCR/2019/4	International Agency for Research on Cancer	
93.393	I	153,316	-	Cancer Cause and Prevention Research	576656	Trustees of the Univ. of Pennsylvania	
93.393	I	240,013	-	Cancer Cause and Prevention Research	AGR20160253	Becton Dickinson (BD) and Company	
93.393	I	46,241	-	Cancer Cause and Prevention Research	19-1541 / BD525563	Memorial Sloan-Kettering Cancer Center	
93.393	I	97,228	-	Cancer Cause and Prevention Research	CRA / SCR / 2019 / 8	International Agency for Research on Cancer	
93.393	I	60,144	-	Cancer Cause and Prevention Research	WU-20-397	Washington University in Saint Louis	
93.393	I	37,724	-	Cancer Cause and Prevention Research	101710-550124	Wake Forest University	
93.393	I	24,771	-	Cancer Cause and Prevention Research	UFDSP00011890 P0032835	Univ Of Florida	
93.393	I	70,507	-	Cancer Cause and Prevention Research	FP00008961_SA001	Virginia Commonwealth Univ	
93.394	D	3,057,647	828,832	Cancer Detection and Diagnosis Research			
93.394	I	(1,098)	-	Cancer Detection and Diagnosis Research	CRA NO GEP /16/07	International Agency for Research on Cancer	
93.394	I	2,076	-	Cancer Detection and Diagnosis Research	CRA No. GEP/16/07	International Agency for Research on Cancer	
93.394	I	37,377	-	Cancer Detection and Diagnosis Research	0000982431	Fred Hutchinson Cancer Research Center	
93.394	I	8,966	-	Cancer Detection and Diagnosis Research	0001026045	Fred Hutchinson Cancer Research Center	
93.394	I	27,714	-	Cancer Detection and Diagnosis Research	3004034932/PO3005608	University of Michigan (UMICH)	
93.394	I	9,396	-	Cancer Detection and Diagnosis Research	3004034932/PO3006018	University of Michigan (UMICH)	
93.394	I	40,894	-	Cancer Detection and Diagnosis Research	N/A	City University of New York (CUNY)	
93.394	I	85,175	-	Cancer Detection and Diagnosis Research	SUB0000166	Princeton University	
93.394	I	268,683	-	Cancer Detection and Diagnosis Research	A03-0637	Duke University	
93.394	I	35,085	-	Cancer Detection and Diagnosis Research	7000000410	Baylor College of Medicine	
93.394	I	90,500	-	Cancer Detection and Diagnosis Research	N/A	BioFluidica Microtechnologies LLC	
93.394	I	25,155	-	Cancer Detection and Diagnosis Research	PA-16-302	Sonovolt, LLC	
93.394	I	49,668	-	Cancer Detection and Diagnosis Research	R1109660	SUNY at Buffalo	
93.394	I	7,303	-	Cancer Detection and Diagnosis Research	N/A	Mayo Clinic in Jacksonville	
93.394	I	21,361	-	Cancer Detection and Diagnosis Research	SBIRSub1	Capio Biosciences, Inc.	
93.394	I	55,030	-	Cancer Detection and Diagnosis Research	K002546-00-S01	Kitware, Inc.	
93.394	I	22,293	-	Cancer Detection and Diagnosis Research	7000000947/ 53147-N1	Baylor University College of Medicine	
93.394	I	111,750	-	Cancer Detection and Diagnosis Research	N/A	Baylor University College of Medicine	
93.394	I	22,293	-	Cancer Detection and Diagnosis Research	53147-S2/7000000946	Baylor University College of Medicine	
93.394	I	79,704	-	Cancer Detection and Diagnosis Research	1552592/PO:1000500405	Univ Of Colorado - Boulder	
93.394	I	18,014	-	Cancer Detection and Diagnosis Research	10696SC	Univ Of Cal - San Francisco	
93.394	I	12,645	-	Cancer Detection and Diagnosis Research	10695SC	Univ Of Cal - San Francisco	
93.394	I	7,786	-	Cancer Detection and Diagnosis Research	11915SC	Univ Of Cal - San Francisco	
93.395	D	15,512,280	2,740,551	Cancer Treatment Research			
93.395	I	(2,758)	-	Cancer Treatment Research	N/A	National Childhood Cancer Foundation	
93.395	I	9,144	-	Cancer Treatment Research	UNC-194321-04 / 6618	Mayo Clinic	
93.395	I	54,882	-	Cancer Treatment Research	FY2016-020-M4	University of Kansas Center for Research	
93.395	I	380,584	-	Cancer Treatment Research	1568 G TA857	University of California at Los Angeles	
93.395	I	(328)	-	Cancer Treatment Research	2036079/ 2036088	Duke University	
93.395	I	324,135	-	Cancer Treatment Research	A031018	Duke University	
93.395	I	17,814	-	Cancer Treatment Research	A031021	Duke University	

SCHEDULE OF EXPENDITURES OF FEDERAL AWARDS (DETAIL)

For the Fiscal Year Ended June 30, 2020

Federal		Amount					
CFDA	Direct /	Program	Provided to	CFDA Program Title	Pass-Through Entity Number	Pass-Through Entity Name	Additional Award Information
Number	Indirect	Expenditures	Subrecipients				
93.395	I	(2,470)	-	Cancer Treatment Research	2035886	Duke University	
93.395	I	48,231	-	Cancer Treatment Research	1568 G UA023	University of California at Los Angeles	
93.395	I	73,690	-	Cancer Treatment Research	441340-RM-31494-COR	University of California at Los Angeles	
93.395	I	92,096	-	Cancer Treatment Research	1568 G UA696	University of California at Los Angeles	
93.395	I	4	-	Cancer Treatment Research	UCH-194321/PO6557865	Mayo Clinic in Rochester	
93.395	I	51,344	-	Cancer Treatment Research	7000000573	Baylor College of Medicine	
93.395	I	218,728	-	Cancer Treatment Research	0255-3281-4609	Mount Sinai School of Medicine	
93.395	I	10	-	Cancer Treatment Research	CRA/SCR/2017/18	International Agency for Research on Cancer	
93.395	I	507	-	Cancer Treatment Research	BD524466	Memorial Sloan-Kettering Cancer Center	
93.395	I	67,405	-	Cancer Treatment Research	BD524466A	Memorial Sloan-Kettering Cancer Center	
93.395	I	38,352	-	Cancer Treatment Research	N/A	Oncocoetics, Inc.	
93.395	I	(9,005)	-	Cancer Treatment Research	N/A	Yeshiva University	
93.395	I	49,276	-	Cancer Treatment Research	N/A	Apollomics, Inc.	
93.395	I	27,318	(1,750)	Cancer Treatment Research	CHU-194321/PO #66118	Mayo Clinic	
93.395	I	(2)	-	Cancer Treatment Research	7000000787	Baylor University College of Medicine	
93.395	I	40,730	-	Cancer Treatment Research	F212147--1 / PO SR00	University of Maryland at Baltimore (UMB)	
93.395	I	144,368	-	Cancer Treatment Research	1568 G XA024	University of California at Los Angeles	
93.395	I	58,881	-	Cancer Treatment Research	N/A	EpiCypher, Inc.	
93.395	I	31,213	-	Cancer Treatment Research	CCH-259713/PO6696298	Mayo Clinic	
93.395	I	86,793	-	Cancer Treatment Research	FP00026529_SUB149_01	Childrens Hospital of Philadelphia	
93.395	I	13,018	-	Cancer Treatment Research	N/A	NRG Oncology	
93.395	I	19,765	-	Cancer Treatment Research	311392 / P0705740	Albert Einstein College of Medicine Inc	
93.395	I	39,456	-	Cancer Treatment Research	311392 / PO744148	Albert Einstein College of Medicine Inc	
93.395	I	1,730	-	Cancer Treatment Research	5UG1CA189828-05-UNC1	ECOG-ACRIN Medical Research Foundation	
93.395	I	39,389	-	Cancer Treatment Research	232880	Massachusetts General Hospital	
93.395	I	29,428	-	Cancer Treatment Research	WU-20-392	Washington University in Saint Louis	
93.395	I	42,498	-	Cancer Treatment Research	0125 G XA917	University of California at Los Angeles	
93.395	I	17,255	-	Cancer Treatment Research	19-4210	Sonovol, LLC	
93.395	I	35,501	-	Cancer Treatment Research	NCC-259713/PO#670405	Mayo Clinic	
93.395	I	13,903	-	Cancer Treatment Research	A031457	Duke University	
93.395	I	2,998	430	Cancer Treatment Research	PO1CA125066	Ohio State University	
93.395	I	54,146	-	Cancer Treatment Research	4500002674	Boston University	
93.396	D	7,834,995	903,825	Cancer Biology Research			
93.396	I	60,617	-	Cancer Biology Research	00003043/ PO 3001135	University of Texas MD Anderson Cancer Center	
93.396	I	9,134	-	Cancer Biology Research	009680-002	University of Cincinnati	
93.396	I	9,803	-	Cancer Biology Research	66183959/ 109643150	University of Southern California (USC)	
93.396	I	120,064	-	Cancer Biology Research	647K662	University of Wisconsin at Madison	
93.396	I	26,919	-	Cancer Biology Research	VUMC65676	Vanderbilt University Medical Center	
93.396	I	20,387	-	Cancer Biology Research	B45218UNC	Henry Ford Health System	
93.396	I	90,610	-	Cancer Biology Research	N/A	Panacise Bio, Inc.	
93.396	I	16,159	-	Cancer Biology Research	WUHS 116219	Wake Forest University Health Sciences	
93.396	I	46,097	-	Cancer Biology Research	100200-116220	Wake Forest University Health Sciences	
93.396	I	120,910	-	Cancer Biology Research	N/A	EpiCypher, Inc.	
93.396	I	174,200	-	Cancer Biology Research	11000823-020	Purdue University	
93.396	I	13,365	-	Cancer Biology Research	P006781501	University of Minnesota Board of Regents	
93.396	I	120,855	-	Cancer Biology Research	PO 0000001958 GMO 2	University of Texas Southwestern Medical	
93.396	I	1,332	-	Cancer Biology Research	1554 G XB980	University of California at Los Angeles	
93.397	D	11,762,664	103,844	Cancer Centers Support Grants			
93.397	I	17,064	-	Cancer Centers Support Grants	IN4689880UNC	Indiana University at Indianapolis	
93.397	I	(963)	-	Cancer Centers Support Grants	WU-19-40/ PO 2933891	Washington University in St. Louis School	
93.397	I	1,214	-	Cancer Centers Support Grants	WU-19-113 / PO293431	Washington University in St. Louis School	
93.397	I	22,190	-	Cancer Centers Support Grants	WU-20-99 / PO2940691	Washington University in St. Louis School	
93.397	I	4,814	-	Cancer Centers Support Grants	WU-20-97 / 2940686H	Washington University in St. Louis School	
93.397	I	33,451	-	Cancer Centers Support Grants	RES514254	Case Western Reserve University	
93.397	I	34,777	-	Cancer Centers Support Grants	RES513497	Case Western Reserve University	
93.397	I	15,550	-	Cancer Centers Support Grants	VUMC77349	Vanderbilt University Medical Center	
93.397	I	20,017	-	Cancer Centers Support Grants	ASUB08	Arizona State Univ.	
93.398	D	5,333,791	34,978	Cancer Research Manpower			
93.398	I	6,900	-	Cancer Research Manpower	Subaward No: WUHS 114319	Wake Forest University Baptist Medical Center	
93.399	I	(322)	-	Cancer Control	RES508421	Case Western Reserve University	
93.399	I	(300)	-	Cancer Control	RES509323	Case Western Reserve University	
93.399	I	32,354	-	Cancer Control	2UG1CA189828-06-UNC1	ECOG-ACRIN Medical Research Foundation	
93.421	I	22,619	-	Strengthening Public Health Systems and Services through National Partnerships to Improve and Protect the Nation's Health	N/A	New Jersey YMCA State Alliance	
93.421	I	44,451	-	Strengthening Public Health Systems and Services through National Partnerships to Improve and Protect the Nation's Health	N/A	The Nemours Foundation	
93.421	I	272	-	Strengthening Public Health Systems and Services through National Partnerships to Improve and Protect the Nation's Health	N/A	Association of University Centers on Dis	

SCHEDULE OF EXPENDITURES OF FEDERAL AWARDS (DETAIL)

For the Fiscal Year Ended June 30, 2020

CFDA Number	Direct / Indirect	Program Expenditures	Amount Provided to Subrecipients	CFDA Program Title	Pass-Through Entity Number	Pass-Through Entity Name	Additional Award Information
93.421	I	7,877	-	Strengthening Public Health Systems and Services through National Partnerships to Improve and Protect the Nation's Health	N/A	MCD Public Health	
93.421	I	9,887	-	Strengthening Public Health Systems and Services through National Partnerships to Improve and Protect the Nation's Health	N/A	Kids Forward	
93.421	I	19,231	-	Strengthening Public Health Systems and Services through National Partnerships to Improve and Protect the Nation's Health	PO 7223	Council of State and Territorial Epidemiologists	
93.421	I	5,991	-	Strengthening Public Health Systems and Services through National Partnerships to Improve and Protect the Nation's Health	2542020	National Association of Chronic Disease	
93.424	I	6	-	NON-ACA/PPHF—Building Capacity of the Public Health System to Improve Population Health through National Nonprofit Organizations	N/A	Association of University Centers on Dis	
93.424	I	880	-	NON-ACA/PPHF—Building Capacity of the Public Health System to Improve Population Health through National Nonprofit Organizations	1762018/ 210-1401-5	National Association of Chronic Disease	
93.424	I	11,367	-	NON-ACA/PPHF—Building Capacity of the Public Health System to Improve Population Health through National Nonprofit Organizations	N/A	American Congress of Obstetricians and Gyn	
93.433	D	225,844	-	ACL National Institute on Disability, Independent Living, and Rehabilitation Research			
93.433	I	115,838	-	ACL National Institute on Disability, Independent Living, and Rehabilitation Research	SRALAB REF # 7249 / 82261	Rehabilitation Inst Of Chicago	
93.439	I	22,362	-	State Physical Activity and Nutrition (SPAN)	2019-0182	Connecticut Department of Public Health	
93.439	I	12,908	-	State Physical Activity and Nutrition (SPAN)	205864	NC Breastfeeding Coalition	
93.516	I	240	-	Public Health Training Centers Program	T983739	Emory University	
93.516	I	20,426	-	Public Health Training Centers Program	A180407	Emory University	
93.590	I	53,700	-	Community-Based Child Abuse Prevention Grants	18EHZC	State of New Jersey Department of Children	
93.600	D	4,694	-	Head Start			
93.600	I	204,067	-	Head Start	2018090432	Zero to Three	
93.600	I	427,379	-	Head Start	N/A	Zero to Three	
93.600	I	10,553	-	Head Start	205782	Guilford Child development	
93.632	D	568,352	-	University Centers for Excellence in Developmental Disabilities Education, Research, and Service			
93.647	I	87,906	-	Social Services Research and Demonstration	90Ph0028-01-00	Child Trends	
93.652	I	56,905	-	Adoption Opportunities	N/A	Spaulding for Children, National Research	
93.658	I	372,840	72,358	Foster Care Title IV-E	1005709010	Illinois Department of Children and Families	
93.670	D	74,652	-	Child Abuse and Neglect Discretionary Activities			
93.732	D	2,272,109	-	Mental and Behavioral Health Education and Training Grants			
93.742	I	17,591	-	PPHF: Early Childcare and Education Obesity Prevention Program - Obesity Prevention in Young Children - financed solely by Public Prevention and Health Funds	N/A	Illinois Network of Child Care Resource	
93.742	I	18,767	-	PPHF: Early Childcare and Education Obesity Prevention Program - Obesity Prevention in Young Children - financed solely by Public Prevention and Health Funds	N/A	Early Learning Indiana	
93.742	I	19,071	-	PPHF: Early Childcare and Education Obesity Prevention Program - Obesity Prevention in Young Children - financed solely by Public Prevention and Health Funds	N/A	Virginia Early Childhood Foundation (VEC)	
93.742	I	24,117	-	PPHF: Early Childcare and Education Obesity Prevention Program - Obesity Prevention in Young Children - financed solely by Public Prevention and Health Funds	N/A	Alabama Partnership for Children	
93.758	I	44,926	-	Preventive Health and Health Services Block Grant funded solely with Prevention and Public Health Funds (PPHF)	2018-0005 17DPH0005	Connecticut Department of Public Health	
93.809	I	5,984	-	National Organizations for Chronic Disease Prevention and Health Promotion	1512019	National Association of Chronic Disease	
93.816	I	29,000	-	Preventing Heart Attacks and Strokes in High Need Areas	INDC-660-R2	Mississippi Department of Health	
93.837	D	28,602,299	3,109,281	Cardiovascular Diseases Research			
93.837	I	(18,015)	-	Cardiovascular Diseases Research	N/A	Duke University Clinical Research Institute	
93.837	I	(20)	-	Cardiovascular Diseases Research	S607676	Emory University (EU)	
93.837	I	(10,810)	-	Cardiovascular Diseases Research	710-9694	Miriam Hospital	
93.837	I	1,141	-	Cardiovascular Diseases Research	N/A	HealthCore, Inc.	
93.837	I	84,952	-	Cardiovascular Diseases Research	225708	Massachusetts General Hospital	
93.837	I	19,359	-	Cardiovascular Diseases Research	A030619	Duke University	
93.837	I	148,746	-	Cardiovascular Diseases Research	000503570-008	University of Alabama at Birmingham	
93.837	I	75,217	10,417	Cardiovascular Diseases Research	0041597 (130470-1)	University of Pittsburgh	
93.837	I	(1,470)	-	Cardiovascular Diseases Research	WFUHS 115749	Wake Forest University Health Sciences	
93.837	I	27,095	-	Cardiovascular Diseases Research	710-9144	Miriam Hospital	
93.837	I	77,367	6,775	Cardiovascular Diseases Research	000511972.001	University of Alabama at Birmingham	
93.837	I	112,038	504	Cardiovascular Diseases Research	000511972-SC001	University of Alabama at Birmingham	
93.837	I	17,860	-	Cardiovascular Diseases Research	N004944403	University of Minnesota	
93.837	I	(1,391)	-	Cardiovascular Diseases Research	114117	Brigham and Womens Hospital	
93.837	I	2,068	-	Cardiovascular Diseases Research	N/A	Brigham and Womens Hospital	
93.837	I	101,555	-	Cardiovascular Diseases Research	5001381 Rosamond	Kent Hospital	
93.837	I	22,680	-	Cardiovascular Diseases Research	5001381-Rosamond	Kent Hospital	
93.837	I	21,411	-	Cardiovascular Diseases Research	N/A	Albert Einstein College of Medicine Inc	
93.837	I	23,201	-	Cardiovascular Diseases Research	31159A PO 774067	Albert Einstein College of Medicine Inc	
93.837	I	13,344	-	Cardiovascular Diseases Research	P005875703	University of Minnesota	
93.837	I	42,514	-	Cardiovascular Diseases Research	431965-19467	Virginia Tech	
93.837	I	5,750	-	Cardiovascular Diseases Research	A239219	Emory University (EU)	
93.837	I	5,462	-	Cardiovascular Diseases Research	2003634963	Johns Hopkins University	
93.837	I	27,931	-	Cardiovascular Diseases Research	N006522501	University of Minnesota Board of Regents	
93.837	I	11,525	-	Cardiovascular Diseases Research	710-7147089	Miriam Hospital	

SCHEDULE OF EXPENDITURES OF FEDERAL AWARDS (DETAIL)

For the Fiscal Year Ended June 30, 2020

Federal		Amount					
CFDA	Direct /	Program	Provided to				
Number	Indirect	Expenditures	Subrecipients	CFDA Program Title	Pass-Through Entity Number	Pass-Through Entity Name	Additional Award Information
93.837	I	7,585	-	Cardiovascular Diseases Research	S00200-01	University of Iowa	
93.837	I	21,741	-	Cardiovascular Diseases Research	4500002806	Boston University Board of Trustees	
93.837	I	1,726	-	Cardiovascular Diseases Research	GR1053141 (CON-80001	Yale University	
93.837	I	45,603	-	Cardiovascular Diseases Research	2004339390	Johns Hopkins University	
93.837	I	122,915	-	Cardiovascular Diseases Research	4500003026	Boston University Board of Trustees	
93.837	I	34,389	-	Cardiovascular Diseases Research	19137-1	Baystate Medical Center	
93.837	I	465,677	-	Cardiovascular Diseases Research	N/A	250Glycan Therapeutics, Inc.	
93.837	I	8,859	-	Cardiovascular Diseases Research	311554	Albert Einstein College of Medicine Inc	
93.837	I	26,581	-	Cardiovascular Diseases Research	5-312-0217030-65769L	Research Triangle Institute (RTI Interna	
93.837	I	107,673	-	Cardiovascular Diseases Research	31148A PO 761787	Albert Einstein College of Medicine Inc	
93.837	I	97,934	-	Cardiovascular Diseases Research	601164	Children's Mercy Hospital	
93.837	I	47,684	-	Cardiovascular Diseases Research	SA0000118	University of Texas at Houston Health	
93.837	I	9,572	-	Cardiovascular Diseases Research	2004517091	Johns Hopkins University	
93.837	I	55,955	-	Cardiovascular Diseases Research	1558719	University of Colorado at Boulder	
93.837	I	1,299	-	Cardiovascular Diseases Research	3001558456	University of Texas MD Anderson Cancer Center	
93.837	I	7,107	-	Cardiovascular Diseases Research	KIZZ200-07	Northern California Institute for Research	
93.837	I	(8,577)	-	Cardiovascular Diseases Research	2016-1746	Profusa, Inc.	
93.837	I	37,654	-	Cardiovascular Diseases Research	60072572	Ohio State Univ.	
93.837	I	96,379	-	Cardiovascular Diseases Research	NOR-249833/PO#66468341	Mayo Clinic	
93.837	I	7,238	-	Cardiovascular Diseases Research	107812557	University of Southern California	
93.838	D	15,337,215	3,345,993	Lung Diseases Research			
93.838	I	(1,207)	-	Lung Diseases Research	RES507797	Case Western Reserve University	
93.838	I	34,812	-	Lung Diseases Research	11012SUB	Seattle Childrens Hospital Research Inst	
93.838	I	(5)	-	Lung Diseases Research	3003104557	University of Michigan (UMICH)	
93.838	I	38,691	-	Lung Diseases Research	2002772677	Johns Hopkins University	
93.838	I	10,715	-	Lung Diseases Research	RES512136	Case Western Reserve University	
93.838	I	(3,669)	-	Lung Diseases Research	10454	University of California at San Francisco	
93.838	I	1,438,201	-	Lung Diseases Research	N/A	University of California at San Francisco	
93.838	I	40,494	-	Lung Diseases Research	10454SC	University of California at San Francisco	
93.838	I	2,535	-	Lung Diseases Research	2-AF-27	George Washington University	
93.838	I	16,826	-	Lung Diseases Research	S-ALP1920-CF27	George Washington University	
93.838	I	979	-	Lung Diseases Research	ZAS000D0	University of Kansas Medical Center	
93.838	I	33,664	-	Lung Diseases Research	N/A	University of Kansas Medical Center	
93.838	I	3,158	-	Lung Diseases Research	2831743-240026	Duke University	
93.838	I	9,868	-	Lung Diseases Research	576946 41676	Trustees of the Univ. of Pennsylvania	
93.838	I	125,487	-	Lung Diseases Research	464151	University of Arizona	
93.838	I	217,868	-	Lung Diseases Research	720505	Proteogenomics Research Institute for System	
93.838	I	74,236	-	Lung Diseases Research	000503442-004	University of Alabama	
93.838	I	19,459	-	Lung Diseases Research	108792850	University of California at San Diego	
93.838	I	27,681	-	Lung Diseases Research	WFUHS 115449	Wake Forest University Health Sciences	
93.838	I	24,691	-	Lung Diseases Research	1R43HL144290-01	Eldec Pharmaceuticals, Inc	
93.838	I	97,716	-	Lung Diseases Research	463942	University of Arizona	
93.838	I	35,381	-	Lung Diseases Research	GR105400(CON-8000173	Yale University	
93.838	I	17,679	-	Lung Diseases Research	GR108733(CON-8000224	Yale University	
93.838	I	69,042	-	Lung Diseases Research	550052	Wake Forest University Health Sciences	
93.838	I	71,726	-	Lung Diseases Research	2(GG015835-01)	Columbia University	
93.838	I	1,756	-	Lung Diseases Research	TUL-HSC-558039-20/21	Tulane University	
93.838	I	332	-	Lung Diseases Research	A030449	Duke University	
93.838	I	102,876	-	Lung Diseases Research	A031768	Duke University	
93.839	D	7,882,710	1,010,579	Blood Diseases and Resources Research			
93.839	I	(9,380)	-	Blood Diseases and Resources Research	961223-RSUB/2046X061	Childrens Hospital of Philadelphia	
93.839	I	832	-	Blood Diseases and Resources Research	0802	Childrens Hospital of Philadelphia	
93.839	I	1,719	-	Blood Diseases and Resources Research	N/A	Childrens Hospital of Philadelphia	
93.839	I	(4,470)	-	Blood Diseases and Resources Research	574541/PO#4140938	Trustees of the Univ. of Pennsylvania	
93.839	I	36,994	-	Blood Diseases and Resources Research	824-UNC-2018	Bloodworks Northwest	
93.839	I	15,998	-	Blood Diseases and Resources Research	UWSC8675/ BPO 9467	University of Washington	
93.839	I	264,653	-	Blood Diseases and Resources Research	UWSC8675/BPO9467	University of Washington	
93.839	I	76,297	-	Blood Diseases and Resources Research	24-6230-0191-003	University of Nebraska at Lincoln	
93.839	I	10,356	-	Blood Diseases and Resources Research	RG850-G1	Georgia Institute of Technology	
93.839	I	4,436	-	Blood Diseases and Resources Research	PO#6078346	Medical College of Wisconsin	
93.839	I	42,801	-	Blood Diseases and Resources Research	11575SUB	Seattle Childrens Hospital Research Inst	
93.839	I	(30,750)	-	Blood Diseases and Resources Research	SS0482	Rutgers the State University of New Jersey	
93.839	I	10,449	-	Blood Diseases and Resources Research	0994	Rutgers the State University of New Jersey	
93.839	I	(263)	-	Blood Diseases and Resources Research	GENFD0001586967	Children's Hospital Boston	
93.839	I	87,335	-	Blood Diseases and Resources Research	GENFD0001792994	Children's Hospital Boston	
93.839	I	234,365	-	Blood Diseases and Resources Research	FY18.878.005	University of Colorado Denver	
93.839	I	3,147	-	Blood Diseases and Resources Research	0054669 (131801-7)	University of Pittsburgh	
93.839	I	7,717	-	Blood Diseases and Resources Research	CNV/A00054669(131801-	University of Pittsburgh	

SCHEDULE OF EXPENDITURES OF FEDERAL AWARDS (DETAIL)

For the Fiscal Year Ended June 30, 2020

Federal		Amount					
CFDA	Direct /	Program	Provided to	CFDA Program Title	Pass-Through Entity Number	Pass-Through Entity Name	Additional Award Information
Number	Indirect	Expenditures	Subrecipients				
93.839	I	4,890	-	Blood Diseases and Resources Research	CNVA00054669/131801-	University of Pittsburgh	
93.839	I	(154)	-	Blood Diseases and Resources Research	N/A	250Glycan Therapeutics, Inc.	
93.839	I	2,505	-	Blood Diseases and Resources Research	60066854	Ohio State University	
93.839	I	16,503	-	Blood Diseases and Resources Research	600720055	Ohio State University	
93.839	I	4,661	-	Blood Diseases and Resources Research	WU-18-162-MOD-1 /PO2	Washington University in Saint Louis	
93.839	I	12,583	-	Blood Diseases and Resources Research	WU-18-268-MOD-2 2935	Washington University in Saint Louis	
93.839	I	(4,301)	-	Blood Diseases and Resources Research	WU-15-268	Washington University in Saint Louis	
93.839	I	170,948	-	Blood Diseases and Resources Research	417288G/UR FAO GR510	University of Rochester Medical Center	
93.839	I	20,995	-	Blood Diseases and Resources Research	2831742-240027	Duke University	
93.839	I	67,936	-	Blood Diseases and Resources Research	8067	Trustees of Indiana University	
93.839	I	(6,894)	-	Blood Diseases and Resources Research	304035	Cincinnati Childrens Hospital Medical Center	
93.839	I	210,977	-	Blood Diseases and Resources Research	0014251B	University of Texas at Houston Health	
93.839	I	17,396	-	Blood Diseases and Resources Research	1180-SUB	Cleveland Clinic Foundation	
93.839	I	57,404	-	Blood Diseases and Resources Research	N/A	Haima Therapeutics, Inc.	
93.839	I	58	-	Blood Diseases and Resources Research	248041	Duke University	
93.839	I	59,678	-	Blood Diseases and Resources Research	RES514803	Case Western Reserve University	
93.839	I	144,186	-	Blood Diseases and Resources Research	N/A	Fred Hutchinson Cancer Research Center	
93.839	I	10,274	-	Blood Diseases and Resources Research	UWSC11681/PO#BPO4611	University of Washington	
93.839	I	15,887	-	Blood Diseases and Resources Research	UWSC11723	University of Washington	
93.839	I	19,549	-	Blood Diseases and Resources Research	12267SUB	Seattle Childrens Hospital Research Inst	
93.839	I	8,608	-	Blood Diseases and Resources Research	SA0000667	University of Texas at Houston Health	
93.840	D	137,569	-	Translation and Implementation Science Research for Heart, Lung, Blood Diseases, and Sleep Disorders			
93.840	I	3,916	-	Translation and Implementation Science Research for Heart, Lung, Blood Diseases, and Sleep Disorders	N/A	University of Malawi College of Medicine	
93.840	I	4,362	-	Translation and Implementation Science Research for Heart, Lung, Blood Diseases, and Sleep Disorders	20-2328	University of Malawi College of Medicine	
93.846	D	6,555,583	343,268	Arthritis, Musculoskeletal and Skin Diseases Research			
93.846	I	585,759	-	Arthritis, Musculoskeletal and Skin Diseases Research	16-004	Wake Forest University	
93.846	I	(5,774)	-	Arthritis, Musculoskeletal and Skin Diseases Research	8977sc	University of California at San Francisco	
93.846	I	(15,155)	-	Arthritis, Musculoskeletal and Skin Diseases Research	3210940919-XX	Childrens Hospital of Philadelphia	
93.846	I	49,121	-	Arthritis, Musculoskeletal and Skin Diseases Research	203-7919	Duke University	
93.846	I	172,265	-	Arthritis, Musculoskeletal and Skin Diseases Research	A03-2173	Duke University	
93.846	I	19,594	-	Arthritis, Musculoskeletal and Skin Diseases Research	102600-551250	Wake Forest University Health Sciences	
93.846	I	16,219	-	Arthritis, Musculoskeletal and Skin Diseases Research	A030254	Duke University	
93.846	I	31,302	-	Arthritis, Musculoskeletal and Skin Diseases Research	A030250	Duke University	
93.846	I	4,495	-	Arthritis, Musculoskeletal and Skin Diseases Research	2832078	Duke University	
93.846	I	39,467	-	Arthritis, Musculoskeletal and Skin Diseases Research	2037090	Duke University	
93.846	I	38,356	-	Arthritis, Musculoskeletal and Skin Diseases Research	A030251	Duke University	
93.846	I	2,510	-	Arthritis, Musculoskeletal and Skin Diseases Research	PO #4550753306	Duke University	
93.846	I	22,907	-	Arthritis, Musculoskeletal and Skin Diseases Research	K002394-00-S01	Kitware, Inc.	
93.846	I	7,670	-	Arthritis, Musculoskeletal and Skin Diseases Research	20-012	Wake Forest University	
93.846	I	3,055	-	Arthritis, Musculoskeletal and Skin Diseases Research	34-0411-2003-001	University of Nebraska Medical Center	
93.847	D	23,749,444	3,869,484	Diabetes, Digestive, and Kidney Diseases Extramural Research			
93.847	I	(3,038)	-	Diabetes, Digestive, and Kidney Diseases Extramural Research	SUBK00001807/ 300519	University of Michigan (UMICH)	
93.847	I	632	-	Diabetes, Digestive, and Kidney Diseases Extramural Research	N/A	University of South Florida Tampa	
93.847	I	112	-	Diabetes, Digestive, and Kidney Diseases Extramural Research	330182	Childrens Hospital of Philadelphia	
93.847	I	43	-	Diabetes, Digestive, and Kidney Diseases Extramural Research	PO#2922664Y/WU-15-10	Washington University in Saint Louis	
93.847	I	18,151	-	Diabetes, Digestive, and Kidney Diseases Extramural Research	PO#3003642651	University of Michigan (UMICH)	
93.847	I	30,690	-	Diabetes, Digestive, and Kidney Diseases Extramural Research	PD303771-SC107091	Virginia Commonwealth University (VCU)	
93.847	I	3,956	-	Diabetes, Digestive, and Kidney Diseases Extramural Research	64744923	University of California at San Diego (U	
93.847	I	(11)	-	Diabetes, Digestive, and Kidney Diseases Extramural Research	2037258	Duke University	
93.847	I	49,574	-	Diabetes, Digestive, and Kidney Diseases Extramural Research	A031624	Duke University	
93.847	I	516,956	153,471	Diabetes, Digestive, and Kidney Diseases Extramural Research	WFUHS 114580	Wake Forest University Health Sciences	
93.847	I	16,026	-	Diabetes, Digestive, and Kidney Diseases Extramural Research	2002879987	Johns Hopkins Bloomberg School of Public	
93.847	I	93,901	-	Diabetes, Digestive, and Kidney Diseases Extramural Research	60059166-UNCCCH	Ohio State University	
93.847	I	85,424	-	Diabetes, Digestive, and Kidney Diseases Extramural Research	3004212973	University of Michigan (UMICH)	
93.847	I	263,973	39,432	Diabetes, Digestive, and Kidney Diseases Extramural Research	FAR0027327	North Dakota State University	
93.847	I	6,977	-	Diabetes, Digestive, and Kidney Diseases Extramural Research	700094-0819-00	Nationwide Children's Hospital	
93.847	I	13,686	-	Diabetes, Digestive, and Kidney Diseases Extramural Research	700094-0820-00	Nationwide Children's Hospital	
93.847	I	10,065	-	Diabetes, Digestive, and Kidney Diseases Extramural Research	VUMC 62324	Vanderbilt University Medical Center	
93.847	I	96,884	-	Diabetes, Digestive, and Kidney Diseases Extramural Research	101810-113519	Wake Forest University School of Medicine	
93.847	I	1,335	-	Diabetes, Digestive, and Kidney Diseases Extramural Research	TIE1980-01	Northern California Institute for Research	
93.847	I	53,457	-	Diabetes, Digestive, and Kidney Diseases Extramural Research	FP00005212_SA001	Virginia Commonwealth University (VCU)	
93.847	I	13,405	-	Diabetes, Digestive, and Kidney Diseases Extramural Research	S-GRD1819-LU31	George Washington University	
93.847	I	154,404	-	Diabetes, Digestive, and Kidney Diseases Extramural Research	S-GRD1920-LL31	George Washington University	
93.847	I	10,284	-	Diabetes, Digestive, and Kidney Diseases Extramural Research	10046979-01	University of Utah	
93.847	I	57,391	-	Diabetes, Digestive, and Kidney Diseases Extramural Research	WU-18-312	Washington University in Saint Louis	
93.847	I	152,177	-	Diabetes, Digestive, and Kidney Diseases Extramural Research	N006851801	University of Minnesota	

SCHEDULE OF EXPENDITURES OF FEDERAL AWARDS (DETAIL)

For the Fiscal Year Ended June 30, 2020

Federal		Amount		CFDA Program Title	Pass-Through Entity Number	Pass-Through Entity Name	Additional Award Information
CFDA Number	Direct / Indirect	Program Expenditures	Provided to Subrecipients				
93.847	I	355	-	Diabetes, Digestive, and Kidney Diseases Extramural Research	RPS 2	Pelvic Floors Disorder Research	
93.847	I	8,434	-	Diabetes, Digestive, and Kidney Diseases Extramural Research	3004941494	University of Michigan Board of Regents	
93.847	I	41,754	-	Diabetes, Digestive, and Kidney Diseases Extramural Research	PA-17-302	Sonoviol, LLC	
93.847	I	24,781	-	Diabetes, Digestive, and Kidney Diseases Extramural Research	0013642C	University of Texas at Houston Health	
93.847	I	3,285	-	Diabetes, Digestive, and Kidney Diseases Extramural Research	18-3659/PO#200003955	University of South Carolina (USC)	
93.847	I	995	-	Diabetes, Digestive, and Kidney Diseases Extramural Research	4/PO#1002690	Rutgers the State University of New Jersey	
93.847	I	50,477	-	Diabetes, Digestive, and Kidney Diseases Extramural Research	0125 G WC382	University of California at Los Angeles	
93.847	I	4,681	-	Diabetes, Digestive, and Kidney Diseases Extramural Research	101750-119550	Wake Forest University Health Sciences	
93.847	I	290,545	-	Diabetes, Digestive, and Kidney Diseases Extramural Research	FP00007299_SA001	Virginia Commonwealth University (VCU)	
93.847	I	7,733	-	Diabetes, Digestive, and Kidney Diseases Extramural Research	0013771B	University of Texas at Houston Health	
93.847	I	2,655	-	Diabetes, Digestive, and Kidney Diseases Extramural Research	3301820719 / 2001722	Childrens Hospital of Philadelphia	
93.847	I	27,928	-	Diabetes, Digestive, and Kidney Diseases Extramural Research	3301820720 /20109743	Childrens Hospital of Philadelphia	
93.847	I	17,613	-	Diabetes, Digestive, and Kidney Diseases Extramural Research	FP068366-01F	University of Chicago	
93.847	I	22,055	-	Diabetes, Digestive, and Kidney Diseases Extramural Research	CKD2019-2	3C Institute for Social Development	
93.847	I	10,808	-	Diabetes, Digestive, and Kidney Diseases Extramural Research	1R43DK117763-01A1	Altis Biosystems, Inc. (formerly Altis B)	
93.847	I	56,908	-	Diabetes, Digestive, and Kidney Diseases Extramural Research	SUBK00009157/PO30053	University of Michigan (UMICH)	
93.847	I	44,226	-	Diabetes, Digestive, and Kidney Diseases Extramural Research	417495G / UR FAO GR5	University of Rochester	
93.847	I	146,956	-	Diabetes, Digestive, and Kidney Diseases Extramural Research	52801-I/PO#700000093	Baylor College of Medicine	
93.847	I	72,322	-	Diabetes, Digestive, and Kidney Diseases Extramural Research	DK072476-15225-UNC-0	Pennington Biomedical Research Center	
93.847	I	12,268	-	Diabetes, Digestive, and Kidney Diseases Extramural Research	19-2003	Academic Pediatric Association	
93.847	I	87,928	-	Diabetes, Digestive, and Kidney Diseases Extramural Research	WFUHS 117429	Wake Forest University Health Sciences	
93.847	I	4,630	-	Diabetes, Digestive, and Kidney Diseases Extramural Research	101800-117430	Wake Forest University Health Sciences	
93.847	I	30,811	-	Diabetes, Digestive, and Kidney Diseases Extramural Research	100100-550024	Wake Forest University Health Sciences	
93.847	I	5,624	-	Diabetes, Digestive, and Kidney Diseases Extramural Research	TIE1980-01B	Northern California Institute for Research	
93.847	I	13,564	-	Diabetes, Digestive, and Kidney Diseases Extramural Research	000522847-SC001	University of Alabama at Birmingham	
93.847	I	116,620	-	Diabetes, Digestive, and Kidney Diseases Extramural Research	5216280-5500001323	Broad Institute	
93.847	I	15,230	-	Diabetes, Digestive, and Kidney Diseases Extramural Research	RES514388	Case Western Reserve University	
93.847	I	36,852	-	Diabetes, Digestive, and Kidney Diseases Extramural Research	RES514716	Case Western Reserve University	
93.847	I	72,203	-	Diabetes, Digestive, and Kidney Diseases Extramural Research	1R34DK121580-01A1	Altis Biosystems, Inc. (formerly Altis B)	
93.847	I	65,794	-	Diabetes, Digestive, and Kidney Diseases Extramural Research	RC110120 UNC	Michigan State University	
93.847	I	20,946	-	Diabetes, Digestive, and Kidney Diseases Extramural Research	VUMC74446	Vanderbilt University Medical Center	
93.847	I	15,092	-	Diabetes, Digestive, and Kidney Diseases Extramural Research	32307-54	Augusta University	
93.847	I	532	-	Diabetes, Digestive, and Kidney Diseases Extramural Research	PO#3005737317/SUBK00	University of Michigan (UMICH)	
93.847	I	13,033	-	Diabetes, Digestive, and Kidney Diseases Extramural Research	R-20-0068	University of Houston	
93.847	I	95,556	-	Diabetes, Digestive, and Kidney Diseases Extramural Research	378777 5656810	University of Connecticut	
93.847	I	36,249	-	Diabetes, Digestive, and Kidney Diseases Extramural Research	UWSC11876 BPO48314	University of Washington	
93.847	I	16,962	-	Diabetes, Digestive, and Kidney Diseases Extramural Research	0000999115	Fred Hutchinson Cancer Res Cen	
93.847	I	2,746	-	Diabetes, Digestive, and Kidney Diseases Extramural Research	0000917572	Fred Hutchinson Cancer Res Cen	
93.847	I	12,474	-	Diabetes, Digestive, and Kidney Diseases Extramural Research	0000958850	Fred Hutchinson Cancer Res Cen	
93.847	I	4,355	-	Diabetes, Digestive, and Kidney Diseases Extramural Research	A030489	Duke University	
93.847	I	43,102	-	Diabetes, Digestive, and Kidney Diseases Extramural Research	A031772	Duke University	
93.847	I	162,547	-	Diabetes, Digestive, and Kidney Diseases Extramural Research	FY18.696.002	The Regents of the University of Colorado	
93.847	I	3,309	-	Diabetes, Digestive, and Kidney Diseases Extramural Research	Subaward No. 56-120370-442531	Wake Forest University	
93.847	I	40,562	-	Diabetes, Digestive, and Kidney Diseases Extramural Research	1(GG011644-01)	Columbia University	
93.853	D	8,599,835	399,483	Extramural Research Programs in the Neurosciences and Neurological Disorders	N/A	Beth Israel Deaconess Medical Center	
93.853	I	31,336	-	Extramural Research Programs in the Neurosciences and Neurological Disorders	2014-0569/ AIP043537	The Allen Institute for Brain Science	
93.853	I	1	-	Extramural Research Programs in the Neurosciences and Neurological Disorders	2017-0569	The Allen Institute for Brain Science	
93.853	I	(2,689)	-	Extramural Research Programs in the Neurosciences and Neurological Disorders	NNC4118	Soterix Medical Inc	
93.853	I	13,694	-	Extramural Research Programs in the Neurosciences and Neurological Disorders	FY2016-006	University of Kansas Center for Research	
93.853	I	119,272	-	Extramural Research Programs in the Neurosciences and Neurological Disorders	202302	Duke University	
93.853	I	2,875	-	Extramural Research Programs in the Neurosciences and Neurological Disorders	9091SC	University of California at San Francisco	
93.853	I	257,897	-	Extramural Research Programs in the Neurosciences and Neurological Disorders	29457-1	Augusta State University	
93.853	I	13,350	-	Extramural Research Programs in the Neurosciences and Neurological Disorders	1(GG10847-01)	Columbia University	
93.853	I	64,971	-	Extramural Research Programs in the Neurosciences and Neurological Disorders	5-27219	Scripps Research Institute	
93.853	I	1,763	-	Extramural Research Programs in the Neurosciences and Neurological Disorders	937-SUB	Cleveland Clinic Foundation	
93.853	I	(790)	-	Extramural Research Programs in the Neurosciences and Neurological Disorders	N/A	Cleveland Clinic Foundation	
93.853	I	(52,097)	-	Extramural Research Programs in the Neurosciences and Neurological Disorders	48575	University of Delaware	
93.853	I	(3,319)	-	Extramural Research Programs in the Neurosciences and Neurological Disorders	0061260 (130795-1)	University of Pittsburgh	
93.853	I	1	-	Extramural Research Programs in the Neurosciences and Neurological Disorders	GMO 191002 PO#000000	University of Texas Southwestern Medical	
93.853	I	(299)	-	Extramural Research Programs in the Neurosciences and Neurological Disorders	33880-1	Augusta State University	
93.853	I	8,889	-	Extramural Research Programs in the Neurosciences and Neurological Disorders	GMO 191005 PO 000000	University of Texas Southwestern Medical	
93.853	I	22,820	-	Extramural Research Programs in the Neurosciences and Neurological Disorders	2003991965	Johns Hopkins University	
93.853	I	16,577	-	Extramural Research Programs in the Neurosciences and Neurological Disorders	K002789-00-S02	Kitware, Inc.	
93.853	I	189,192	-	Extramural Research Programs in the Neurosciences and Neurological Disorders	8564sc	University of California at San Francisco	
93.853	I	21	-	Extramural Research Programs in the Neurosciences and Neurological Disorders	417423	University of Rochester	
93.853	I	966	-	Extramural Research Programs in the Neurosciences and Neurological Disorders	417715/URFAO: GR510	University of Rochester	
93.853	I	1,205	-	Extramural Research Programs in the Neurosciences and Neurological Disorders	KK1979	University of California at Santa Barbara	
93.853	I	95,026	-	Extramural Research Programs in the Neurosciences and Neurological Disorders			

SCHEDULE OF EXPENDITURES OF FEDERAL AWARDS (DETAIL)

For the Fiscal Year Ended June 30, 2020

Federal		Amount		CFDA Program Title	Pass-Through Entity Number	Pass-Through Entity Name	Additional Award Information
CFDA Number	Direct / Indirect	Program Expenditures	Provided to Subrecipients				
93.853	I	11,909	-	Extramural Research Programs in the Neurosciences and Neurological Disorders	STTR 1R41NS108895	Xona Microfluidics, LLC	
93.853	I	9,362	-	Extramural Research Programs in the Neurosciences and Neurological Disorders	2301 G WE216	University of California at Los Angeles	
93.853	I	60,180	-	Extramural Research Programs in the Neurosciences and Neurological Disorders	N/A	Collaborations Pharmaceuticals, Inc.	
93.853	I	44,233	-	Extramural Research Programs in the Neurosciences and Neurological Disorders	A03-1446	Duke University	
93.853	I	90,193	-	Extramural Research Programs in the Neurosciences and Neurological Disorders	1171-SUB	Cleveland Clinic Foundation	
93.853	I	15,345	-	Extramural Research Programs in the Neurosciences and Neurological Disorders	1275-SUB	Cleveland Clinic Foundation	
93.853	I	40,184	-	Extramural Research Programs in the Neurosciences and Neurological Disorders	2004213280	Johns Hopkins University	
93.853	I	43,572	-	Extramural Research Programs in the Neurosciences and Neurological Disorders	A031257	Duke University	
93.853	I	41,187	-	Extramural Research Programs in the Neurosciences and Neurological Disorders	234362	Massachusetts General Hospital	
93.853	I	27,937	-	Extramural Research Programs in the Neurosciences and Neurological Disorders	SUBK10398CSPR-002	University of Michigan (UMICH)	
93.853	I	21,629	-	Extramural Research Programs in the Neurosciences and Neurological Disorders	5-27289	Scripps Research Institute	
93.853	I	53,492	-	Extramural Research Programs in the Neurosciences and Neurological Disorders	123660301/POS9002419	University of California at San Diego	
93.853	I	9,647	-	Extramural Research Programs in the Neurosciences and Neurological Disorders	A032629	Duke University	
93.853	I	13,387	-	Extramural Research Programs in the Neurosciences and Neurological Disorders	PO#L20-4500115130/01	University of Cincinnati	
93.853	I	12,302	-	Extramural Research Programs in the Neurosciences and Neurological Disorders	RC111156B	Michigan State University	
93.853	I	11,778	-	Extramural Research Programs in the Neurosciences and Neurological Disorders	2019-1338	Soymeds, Inc	
93.853	I	19,064	-	Extramural Research Programs in the Neurosciences and Neurological Disorders	A030772	Duke University	
93.853	I	154	-	Extramural Research Programs in the Neurosciences and Neurological Disorders	2037463	Duke University	
93.853	I	1,115	-	Extramural Research Programs in the Neurosciences and Neurological Disorders	A032878	Duke University	
93.855	D	65,610,369	12,236,675	Allergy and Infectious Diseases Research			
93.855	I	1,823	-	Allergy and Infectious Diseases Research	M60-NC-075-1101-3	Institute for Clinical Research	
93.855	I	531,781	-	Allergy and Infectious Diseases Research	861/0080.0016/PO#US0	Family Health International	
93.855	I	17,078	-	Allergy and Infectious Diseases Research	955/0080.0144/PO#GOO	Family Health International	
93.855	I	23,129	-	Allergy and Infectious Diseases Research	PO#G000043	Family Health International	
93.855	I	29,017	-	Allergy and Infectious Diseases Research	972/0080.0174	Family Health International	
93.855	I	2,833	-	Allergy and Infectious Diseases Research	PO US00243	Family Health International	
93.855	I	9,103	-	Allergy and Infectious Diseases Research	A30235	Duke University Medical Center	
93.855	I	352,002	-	Allergy and Infectious Diseases Research	A031947	Duke University Medical Center	
93.855	I	354,022	-	Allergy and Infectious Diseases Research	PO#2001935242	Johns Hopkins University	
93.855	I	90,950	-	Allergy and Infectious Diseases Research	5-20560	The Scripps Research Institute	
93.855	I	214,494	-	Allergy and Infectious Diseases Research	ITN050AD	Benaroya Research Institute	
93.855	I	(165)	-	Allergy and Infectious Diseases Research	FY14ITN008	Benaroya Research Institute	
93.855	I	22,381	-	Allergy and Infectious Diseases Research	FY19ITN008	Benaroya Research Institute	
93.855	I	17,576	-	Allergy and Infectious Diseases Research	0080.0247/104122	Family Health International	
93.855	I	(15,624)	-	Allergy and Infectious Diseases Research	110209	Brigham and Womens Hospital	
93.855	I	(1,277)	-	Allergy and Infectious Diseases Research	FY14ITN012	Benaroya Research Institute	
93.855	I	45,001	-	Allergy and Infectious Diseases Research	2501/ PO # 824643	Henry M Jackson Foundation	
93.855	I	63,679	-	Allergy and Infectious Diseases Research	PO 824894 / 2502 64	Henry M Jackson Foundation	
93.855	I	8,322	-	Allergy and Infectious Diseases Research	135409-CT2 31006062	Cincinnati Childrens Hospital Medical Center	
93.855	I	(2,787)	-	Allergy and Infectious Diseases Research	PO15000434	Family Health International	
93.855	I	35,512	-	Allergy and Infectious Diseases Research	956/0080.0145/ GO 00	Family Health International	
93.855	I	58,711	(13,369)	Allergy and Infectious Diseases Research	PO# 2002815334	Johns Hopkins University	
93.855	I	1,767	-	Allergy and Infectious Diseases Research	135408-CT1-OMEGA/ 31	Cincinnati Childrens Hospital Medical Center	
93.855	I	140,103	-	Allergy and Infectious Diseases Research	111666	Brigham and Womens Hospital	
93.855	I	34,543	-	Allergy and Infectious Diseases Research	A031162	Duke University	
93.855	I	367,932	-	Allergy and Infectious Diseases Research	A031164	Duke University	
93.855	I	91,654	-	Allergy and Infectious Diseases Research	eRa 1354	University of Cape Town	
93.855	I	(25,200)	-	Allergy and Infectious Diseases Research	0000832939	Fred Hutchinson Cancer Research Center	
93.855	I	20,817	-	Allergy and Infectious Diseases Research	FY15ITN012	Benaroya Research Institute	
93.855	I	239,952	-	Allergy and Infectious Diseases Research	A030938	Duke University	
93.855	I	34,881	-	Allergy and Infectious Diseases Research	N/A	Fred Hutchinson Cancer Research Center	
93.855	I	212	-	Allergy and Infectious Diseases Research	135408-CT1-OMEGA	Cincinnati Childrens Hospital Medical Center	
93.855	I	(356)	-	Allergy and Infectious Diseases Research	135409 CT2-Diet Stud	Cincinnati Childrens Hospital Medical Center	
93.855	I	(1,258)	-	Allergy and Infectious Diseases Research	183629	Cornell University Medical Campus	
93.855	I	615,922	-	Allergy and Infectious Diseases Research	194093-5	Cornell University Medical Campus	
93.855	I	63,735	-	Allergy and Infectious Diseases Research	PO 15004410	Family Health International	
93.855	I	54,143	12,000	Allergy and Infectious Diseases Research	PO 15004411	Family Health International	
93.855	I	12,209	-	Allergy and Infectious Diseases Research	LDR-10 PO 2002688423	Johns Hopkins University	
93.855	I	17,713	-	Allergy and Infectious Diseases Research	LDR 10 MOD 08 / PO20	Johns Hopkins University	
93.855	I	12,739	-	Allergy and Infectious Diseases Research	N/A	Northwestern University	
93.855	I	(6,840)	-	Allergy and Infectious Diseases Research	00008956/ POBB006442	University of California at Berkeley	
93.855	I	288,979	-	Allergy and Infectious Diseases Research	00008956	University of California at Berkeley	
93.855	I	32,691	-	Allergy and Infectious Diseases Research	0047867 (126557-1)	University of Pittsburgh	
93.855	I	113,297	-	Allergy and Infectious Diseases Research	5(GG008377-39)	Columbia University	
93.855	I	20,968	-	Allergy and Infectious Diseases Research	A039061	Duke University	
93.855	I	6,946	-	Allergy and Infectious Diseases Research	2002967331	Johns Hopkins University	
93.855	I	(52)	-	Allergy and Infectious Diseases Research	9302SC	University of California Regents	
93.855	I	11,695	-	Allergy and Infectious Diseases Research	T983400	Emory University (EU)	

SCHEDULE OF EXPENDITURES OF FEDERAL AWARDS (DETAIL)

For the Fiscal Year Ended June 30, 2020

Federal		Amount		CFDA Program Title	Pass-Through Entity Number	Pass-Through Entity Name	Additional Award Information
CFDA Number	Direct / Indirect	Program Expenditures	Provided to Subrecipients				
93.855	I	95,409	-	Allergy and Infectious Diseases Research	A204545	Emory University (EU)	
93.855	I	104,077	-	Allergy and Infectious Diseases Research	N005402801	University of Minnesota	
93.855	I	83,574	-	Allergy and Infectious Diseases Research	2003037086	Johns Hopkins University	
93.855	I	(3,666)	-	Allergy and Infectious Diseases Research	3020909	Duke University	
93.855	I	(3,480)	-	Allergy and Infectious Diseases Research	3021016	Duke University	
93.855	I	6,400	-	Allergy and Infectious Diseases Research	3021209	Duke University	
93.855	I	106,064	-	Allergy and Infectious Diseases Research	3021477	Duke University	
93.855	I	40,614	-	Allergy and Infectious Diseases Research	0000971236	Fred Hutchinson Cancer Research Center	
93.855	I	13,561	-	Allergy and Infectious Diseases Research	PO17000385	FHI 360	
93.855	I	9,282	-	Allergy and Infectious Diseases Research	PO17000385	Family Health International	
93.855	I	132,933	-	Allergy and Infectious Diseases Research	3004163909	University of Michigan (UMICH)	
93.855	I	263,398	-	Allergy and Infectious Diseases Research	N/A	University of Alabama at Birmingham	
93.855	I	292,484	-	Allergy and Infectious Diseases Research	000510836-008	University of Alabama at Birmingham	
93.855	I	(13,792)	-	Allergy and Infectious Diseases Research	FY17ITN156	Benaroya Research Institute	
93.855	I	52,357	-	Allergy and Infectious Diseases Research	17-3287/PO2000030946	University of South Carolina (USC)	
93.855	I	328,135	-	Allergy and Infectious Diseases Research	N/A	Johns Hopkins University	
93.855	I	58,008	-	Allergy and Infectious Diseases Research	2003383922	Johns Hopkins University	
93.855	I	37,910	-	Allergy and Infectious Diseases Research	5R01AI131688-03	Rockefeller University	
93.855	I	16,293	-	Allergy and Infectious Diseases Research	5R01AI131688-04	Rockefeller University	
93.855	I	661,301	-	Allergy and Infectious Diseases Research	PO17001853	Family Health International	
93.855	I	266,789	266,789	Allergy and Infectious Diseases Research	PO17001868	Family Health International	
93.855	I	904,783	(56,274)	Allergy and Infectious Diseases Research	PO17002292	Family Health International	
93.855	I	91,668	-	Allergy and Infectious Diseases Research	2003478036	Johns Hopkins University	
93.855	I	51,290	-	Allergy and Infectious Diseases Research	OSP2018037	University of Massachusetts Medical School	
93.855	I	325,589	-	Allergy and Infectious Diseases Research	PO: WA00899630	University of Massachusetts Medical School	
93.855	I	76,368	-	Allergy and Infectious Diseases Research	N/A	Cell Microsystems, Inc.	
93.855	I	35,919	-	Allergy and Infectious Diseases Research	PO 17004265	Family Health International	
93.855	I	(3,269)	-	Allergy and Infectious Diseases Research	3021054	Duke University	
93.855	I	540,786	5,000	Allergy and Infectious Diseases Research	PO 18001926	Family Health International	
93.855	I	762	-	Allergy and Infectious Diseases Research	235058	Duke University	
93.855	I	35,831	-	Allergy and Infectious Diseases Research	231656	Massachusetts General Hospital	
93.855	I	83,212	-	Allergy and Infectious Diseases Research	A039076	Duke University	
93.855	I	9,521	-	Allergy and Infectious Diseases Research	94075853	University of California at San Diego	
93.855	I	275,012	-	Allergy and Infectious Diseases Research	VUMC 41666	Vanderbilt University Medical Center	
93.855	I	30,190	-	Allergy and Infectious Diseases Research	PO 18001617	Family Health International	
93.855	I	82,851	-	Allergy and Infectious Diseases Research	UTA18-000140	University of Texas at Austin	
93.855	I	26,264	-	Allergy and Infectious Diseases Research	PO18002626	Family Health International	
93.855	I	11,245	-	Allergy and Infectious Diseases Research	FY19ITN156	Benaroya Research Institute	
93.855	I	35,422	-	Allergy and Infectious Diseases Research	1R21AI130542-02	Medical College of Wisconsin	
93.855	I	29,225	-	Allergy and Infectious Diseases Research	4681 / PO#954750 / 6	Henry M Jackson Foundation	
93.855	I	45,221	-	Allergy and Infectious Diseases Research	A031451	Duke University	
93.855	I	14,334	-	Allergy and Infectious Diseases Research	CNVA00060724(131270-	University of Pittsburgh	
93.855	I	3,013	-	Allergy and Infectious Diseases Research	N/A	IMMvention Therapeutix, Inc	
93.855	I	8,422	-	Allergy and Infectious Diseases Research	3021233	Duke University	
93.855	I	30,721	-	Allergy and Infectious Diseases Research	1R43AI138726-01A1	Mucommune, LLC	
93.855	I	187,408	-	Allergy and Infectious Diseases Research	0255-A651-4609	Mount Sinai School of Medicine	
93.855	I	19,913	-	Allergy and Infectious Diseases Research	199-100720-553763	Wake Forest University Health Sciences	
93.855	I	37,049	(330)	Allergy and Infectious Diseases Research	N/A	EpiCypher, Inc.	
93.855	I	(36,794)	-	Allergy and Infectious Diseases Research	N/A	Brigham and Womens Hospital	
93.855	I	210,044	(39,573)	Allergy and Infectious Diseases Research	00001398	Brown University	
93.855	I	159,203	-	Allergy and Infectious Diseases Research	492004	University of Arizona	
93.855	I	17,113	-	Allergy and Infectious Diseases Research	PO19000050	Family Health International	
93.855	I	54,688	-	Allergy and Infectious Diseases Research	2003993693	Johns Hopkins University	
93.855	I	146,993	-	Allergy and Infectious Diseases Research	203504UNC	University of Notre Dame	
93.855	I	4,790	-	Allergy and Infectious Diseases Research	3021176	Duke University	
93.855	I	11,741	-	Allergy and Infectious Diseases Research	11000624-002	Purdue University	
93.855	I	69,549	(9,000)	Allergy and Infectious Diseases Research	9599	Magee-Womens Research Institute & Foundation	
93.855	I	79,901	-	Allergy and Infectious Diseases Research	PO19000834	Family Health International	
93.855	I	13,779	-	Allergy and Infectious Diseases Research	PO 19000835	Family Health International	
93.855	I	54,436	(738)	Allergy and Infectious Diseases Research	2002815334	Johns Hopkins University	
93.855	I	22,345	-	Allergy and Infectious Diseases Research	1560 G WA931	University of California at Los Angeles	
93.855	I	50,522	-	Allergy and Infectious Diseases Research	VUMC 70553	Vanderbilt University Medical Center	
93.855	I	3,710	1,237	Allergy and Infectious Diseases Research	LDR 13/PO#2004112743	Johns Hopkins University	
93.855	I	2,422	-	Allergy and Infectious Diseases Research	LDR 12/PO#2004112736	Johns Hopkins University	
93.855	I	4,444	-	Allergy and Infectious Diseases Research	LDR 12 MOD 03	Johns Hopkins University	
93.855	I	254,968	-	Allergy and Infectious Diseases Research	1560 G WA853	University of California at Los Angeles	
93.855	I	301,500	101	Allergy and Infectious Diseases Research	1560 B WA900	University of California at Los Angeles	
93.855	I	97,903	20,353	Allergy and Infectious Diseases Research	1560 B WA858	University of California at Los Angeles	

SCHEDULE OF EXPENDITURES OF FEDERAL AWARDS (DETAIL)

For the Fiscal Year Ended June 30, 2020

Federal		Amount		CFDA Program Title	Pass-Through Entity Number	Pass-Through Entity Name	Additional Award Information
CFDA Number	Direct / Indirect	Program Expenditures	Provided to Subrecipients				
93.855	I	156,043	-	Allergy and Infectious Diseases Research	00001340	Brown University	
93.855	I	24,485	-	Allergy and Infectious Diseases Research	1560 G WB039	University of California at Los Angeles	
93.855	I	74,960	-	Allergy and Infectious Diseases Research	000520254-006	University of Alabama at Birmingham	
93.855	I	484,462	-	Allergy and Infectious Diseases Research	000520254-002	University of Alabama at Birmingham	
93.855	I	141,622	-	Allergy and Infectious Diseases Research	000520254-SC002	University of Alabama at Birmingham	
93.855	I	192,156	-	Allergy and Infectious Diseases Research	UWSC11041 / BPO38223	University of Washington	
93.855	I	355,156	-	Allergy and Infectious Diseases Research	N/A	University of Connecticut Health Center	
93.855	I	44,202	-	Allergy and Infectious Diseases Research	A134495	Emory University (EU)	
93.855	I	41,120	-	Allergy and Infectious Diseases Research	A311808	Emory University (EU)	
93.855	I	99,672	-	Allergy and Infectious Diseases Research	33109SUB52706 / PO#1	University of Vermont	
93.855	I	25,074	-	Allergy and Infectious Diseases Research	33109SUB52706	University of Vermont	
93.855	I	304,833	-	Allergy and Infectious Diseases Research	2004269187	Johns Hopkins University	
93.855	I	116,619	-	Allergy and Infectious Diseases Research	700176-0819-00	Research Institute at Nationwide Children	
93.855	I	125,207	-	Allergy and Infectious Diseases Research	700176-0820-00	Research Institute at Nationwide Children	
93.855	I	121,262	-	Allergy and Infectious Diseases Research	1R41AI142847-01A1	Irex Pharma LLC	
93.855	I	29,523	-	Allergy and Infectious Diseases Research	3021177	Duke University	
93.855	I	15,218	-	Allergy and Infectious Diseases Research	2004360886	Johns Hopkins University	
93.855	I	9,855	-	Allergy and Infectious Diseases Research	1560 G WB773	University of California at Los Angeles	
93.855	I	38,943	-	Allergy and Infectious Diseases Research	N/A	University of California at Los Angeles	
93.855	I	23,325	-	Allergy and Infectious Diseases Research	FY19ITN314	Benaroya Research Institute	
93.855	I	279,815	-	Allergy and Infectious Diseases Research	4740/ PO 966808	Henry M Jackson Foundation	
93.855	I	74,235	-	Allergy and Infectious Diseases Research	4740/ PO 966808	Henry M Jackson Foundation	
93.855	I	152,390	-	Allergy and Infectious Diseases Research	4741 / PO#971211	Henry M Jackson Foundation	
93.855	I	32,810	-	Allergy and Infectious Diseases Research	4741 PO 971211	Henry M Jackson Foundation	
93.855	I	16,882	-	Allergy and Infectious Diseases Research	7000000953	Baylor University College of Medicine	
93.855	I	2,494	-	Allergy and Infectious Diseases Research	1560 G XA383	University of California at Los Angeles	
93.855	I	4,312	-	Allergy and Infectious Diseases Research	1560 G WC 165	University of California at Los Angeles	
93.855	I	37,705	-	Allergy and Infectious Diseases Research	1560 G WC165	University of California at Los Angeles	
93.855	I	3,979	-	Allergy and Infectious Diseases Research	MUC_008_UNC	Mucommune, LLC	
93.855	I	41,015	-	Allergy and Infectious Diseases Research	5-27193	Scripps Research Institute	
93.855	I	9,575	-	Allergy and Infectious Diseases Research	25284-22-324	Wistar Institute	
93.855	I	13,416	-	Allergy and Infectious Diseases Research	575196	Trustees of the Univ. of Pennsylvania	
93.855	I	58,765	-	Allergy and Infectious Diseases Research	G-45858-05	Colorado State University	
93.855	I	42,288	-	Allergy and Infectious Diseases Research	3021495	Duke University	
93.855	I	58,668	-	Allergy and Infectious Diseases Research	3021494	Duke University	
93.855	I	19,112	-	Allergy and Infectious Diseases Research	11516sc	University of California at San Francisco	
93.855	I	9,211	-	Allergy and Infectious Diseases Research	SUB00002056	University of Florida	
93.855	I	21,694	-	Allergy and Infectious Diseases Research	2004444725	Johns Hopkins University	
93.855	I	3,614	-	Allergy and Infectious Diseases Research	FY19ITN334	Benaroya Research Institute	
93.855	I	908	-	Allergy and Infectious Diseases Research	FY20ITN334	Benaroya Research Institute	
93.855	I	12,119	-	Allergy and Infectious Diseases Research	311558 / PO755438	Albert Einstein College of Medicine Inc	
93.855	I	50,112	-	Allergy and Infectious Diseases Research	3021591	Duke University	
93.855	I	84,478	-	Allergy and Infectious Diseases Research	A032999	Duke University	
93.855	I	29,121	-	Allergy and Infectious Diseases Research	309363 PO 310067511	Cincinnati Childrens Hospital Medical Center	
93.855	I	2,346	-	Allergy and Infectious Diseases Research	309364 PO 3100675536	Cincinnati Childrens Hospital Medical Center	
93.855	I	5,459	-	Allergy and Infectious Diseases Research	GR107887 (CON-800020	Yale University	
93.855	I	471	-	Allergy and Infectious Diseases Research	PO 20001124 HPTN 09	Family Health International	
93.855	I	45,180	-	Allergy and Infectious Diseases Research	19-4287	Luceome Biotechnologies, L.L.C.	
93.855	I	12,848	-	Allergy and Infectious Diseases Research	0001022298	Fred Hutchinson Cancer Research Center	
93.855	I	56,820	-	Allergy and Infectious Diseases Research	2004635016	Johns Hopkins University	
93.855	I	28,251	-	Allergy and Infectious Diseases Research	201303042-02	Univ Of Cal - Davis	
93.855	I	100,770	-	Allergy and Infectious Diseases Research	A03-2277	Duke University	
93.855	I	(900)	-	Allergy and Infectious Diseases Research	3021231	Duke University	
93.855	I	78,370	-	Allergy and Infectious Diseases Research	G-45078-02	Colorado State Univ.	
93.855	I	(412)	-	Allergy and Infectious Diseases Research	2016-0593	Nirvana Sciences, Inc.	
93.855	I	8,866	-	Allergy and Infectious Diseases Research	3021232	Duke University	
93.855	I	323,389	-	Allergy and Infectious Diseases Research	2019-0698	Nirvana Sciences, Inc.	
93.855	I	52,710	-	Allergy and Infectious Diseases Research	3021496	Duke University	
93.855	I	77,764	-	Allergy and Infectious Diseases Research	FY18.938.001	University of Colorado Denver Hlth Sci Ctr	
93.855	I	25,203	-	Allergy and Infectious Diseases Research	A18-0078-S001	The Board of Trustees of Illinois State	
93.856	I	172,052	-	Microbiology and Infectious Diseases Research	1203002	Dana Farber Cancer Institute	
93.859	D	45,464,973	2,086,232	Biomedical Research and Research Training			
93.859	I	(97)	-	Biomedical Research and Research Training	WA00473947/OSP201704	University of Massachusetts	
93.859	I	(6,665)	-	Biomedical Research and Research Training	WA00615827/ OSP20170	University of Massachusetts	
93.859	I	23,185	-	Biomedical Research and Research Training	WA00737030/ OSP20170	University of Massachusetts	
93.859	I	37,465	-	Biomedical Research and Research Training	MUSC16-036	Medical University of South Carolina (MUSC)	
93.859	I	18,185	-	Biomedical Research and Research Training	2017-3475	University of California at Irvine (UCI)	
93.859	I	(116)	-	Biomedical Research and Research Training	N/A	AI Tracking Solutions, Inc.	

SCHEDULE OF EXPENDITURES OF FEDERAL AWARDS (DETAIL)

For the Fiscal Year Ended June 30, 2020

Federal		Amount		CFDA Program Title	Pass-Through Entity Number	Pass-Through Entity Name	Additional Award Information
CFDA Number	Direct / Indirect	Program Expenditures	Provided to Subrecipients				
93.859	I	7,403	-	Biomedical Research and Research Training	N/A	EpiCypher, Inc.	
93.859	I	23,635	-	Biomedical Research and Research Training	RJ-193-G1/PO-5007401	Georgia Institute of Technology Research	
93.859	I	241,890	-	Biomedical Research and Research Training	N/A	250Glycan Therapeutics, Inc.	
93.859	I	9,340	-	Biomedical Research and Research Training	3004653332/PO3005149	University of Michigan (UMICH)	
93.859	I	132,060	-	Biomedical Research and Research Training	3004653332/PO3005674	University of Michigan (UMICH)	
93.859	I	28,177	-	Biomedical Research and Research Training	A031199	Duke University	
93.859	I	5,721	-	Biomedical Research and Research Training	18-0784	KXT Bio, Inc.	
93.859	I	19,330	-	Biomedical Research and Research Training	60068802	Ohio State University	
93.859	I	134,783	-	Biomedical Research and Research Training	UNCR01GM114015	Pennsylvania State University	
93.859	I	79,921	-	Biomedical Research and Research Training	UNCGM123247	Pennsylvania State University	
93.859	I	260,947	-	Biomedical Research and Research Training	2004080385	Johns Hopkins University	
93.859	I	21,528	-	Biomedical Research and Research Training	A030785	Duke University	
93.859	I	19,384	-	Biomedical Research and Research Training	575434	Trustees of the Univ. of Pennsylvania	
93.859	I	55,904	-	Biomedical Research and Research Training	A19-1302-001 (511371	AI Tracking Solutions, Inc.	
93.859	I	271,070	-	Biomedical Research and Research Training	N/A	Cell Microsystems, Inc.	
93.859	I	13,052	-	Biomedical Research and Research Training	VUMC75873	Vanderbilt University Medical Center	
93.859	I	17,110	-	Biomedical Research and Research Training	87367-11331	Cornell University	
93.859	I	62,487	-	Biomedical Research and Research Training	0000970745	Fred Hutchinson Cancer Research Center	
93.859	I	20,516	-	Biomedical Research and Research Training	0001017395	Fred Hutchinson Cancer Research Center	
93.859	I	20,111	-	Biomedical Research and Research Training	3005704150/PO#300601	University of Michigan (UMICH)	
93.859	I	26,664	-	Biomedical Research and Research Training	11650sc	University of California at San Francisco	
93.859	I	87,628	-	Biomedical Research and Research Training	OSP32386-00	University of Massachusetts	
93.859	I	(1,168)	-	Biomedical Research and Research Training	RF164-G1	Georgia Institute Of Tech.	
93.859	I	36,232	-	Biomedical Research and Research Training	78565-10763	Cornell University	
93.859	I	193,281	-	Biomedical Research and Research Training	GB10488. PO #2173182	Univ Of Virginia	
93.859	I	(2,773)	-	Biomedical Research and Research Training	5829-NCSU-DHHS-3106	Pennsylvania State Univ	
93.859	I	101,850	-	Biomedical Research and Research Training	257888-NCSU	Temple University	
93.859	I	3,912	-	Biomedical Research and Research Training	11000451-009	Purdue University	
93.859	I	128,517	-	Biomedical Research and Research Training	1090551-404471	Carnegie Mellon Univ	
93.859	I	31,749	-	Biomedical Research and Research Training	2018-2341	Nirvana Sciences, Inc.	
93.859	I	3,631	-	Biomedical Research and Research Training	1R15GM119052-01	University of Alabama in Huntsville	
93.859	I	16,936	-	Biomedical Research and Research Training	2018002-01	Campbell University	
93.859	I	5,554	-	Biomedical Research and Research Training	G0107-Y1	The Exploratorium	
93.865	D	40,718,126	14,754,376	Child Health and Human Development Extramural Research			
93.865	I	2,932	-	Child Health and Human Development Extramural Research	N/A	Duke University	
93.865	I	(1,354)	-	Child Health and Human Development Extramural Research	3836242/206028	Duke University	
93.865	I	3,155	-	Child Health and Human Development Extramural Research	N/A	Duke University Medical Center	
93.865	I	708,465	69,496	Child Health and Human Development Extramural Research	N/A	George Washington University	
93.865	I	1,816	-	Child Health and Human Development Extramural Research	203700-5	Cornell University Weill Medical College	
93.865	I	(23,533)	-	Child Health and Human Development Extramural Research	F4330-02	New York University (NYU)	
93.865	I	3,515	-	Child Health and Human Development Extramural Research	M14A12036 (A10192)	Yale University	
93.865	I	(1,912)	-	Child Health and Human Development Extramural Research	1553411	University of Colorado at Boulder	
93.865	I	17,716	(54,275)	Child Health and Human Development Extramural Research	PO#2002795954	Johns Hopkins University	
93.865	I	42,331	(3,796)	Child Health and Human Development Extramural Research	5385-UNCCH-DHHS-4807	Pennsylvania State University	
93.865	I	18,175	-	Child Health and Human Development Extramural Research	A031091	Duke University	
93.865	I	6,789	-	Child Health and Human Development Extramural Research	A033330	Duke University	
93.865	I	91,860	-	Child Health and Human Development Extramural Research	60050547	Ohio State University	
93.865	I	52,426	-	Child Health and Human Development Extramural Research	1-312-0215374-52637L	Research Triangle Institute (RTI Interna	
93.865	I	20,606	-	Child Health and Human Development Extramural Research	571036	Trustees of the Univ. of Pennsylvania	
93.865	I	(255)	-	Child Health and Human Development Extramural Research	GR101950 (CON-800011	Yale University	
93.865	I	19,797	-	Child Health and Human Development Extramural Research	GR101978(CON-8000112	Yale University	
93.865	I	128,687	-	Child Health and Human Development Extramural Research	A031044	Duke University	
93.865	I	12,329	-	Child Health and Human Development Extramural Research	RC106691D	Michigan State University	
93.865	I	21,823	-	Child Health and Human Development Extramural Research	SC37547-02-03/PO1675	University of Denver	
93.865	I	247,885	-	Child Health and Human Development Extramural Research	WU-19-418	Washington University in Saint Louis	
93.865	I	3,072	-	Child Health and Human Development Extramural Research	114205-1485-5106544	Harvard University	
93.865	I	33,852	-	Child Health and Human Development Extramural Research	114205-1585-5106544	Harvard University	
93.865	I	6,764	-	Child Health and Human Development Extramural Research	1-312-0216102-65094L	Research Triangle Institute (RTI Interna	
93.865	I	1,904	-	Child Health and Human Development Extramural Research	TUL-HSC-555717-17/18	Tulane University	
93.865	I	32,760	-	Child Health and Human Development Extramural Research	17-2667	Affinity, Inc.	
93.865	I	97,549	-	Child Health and Human Development Extramural Research	N006344802	University of Minnesota	
93.865	I	17,595	-	Child Health and Human Development Extramural Research	2000-G-VM484	University of California at Los Angeles	
93.865	I	119,134	-	Child Health and Human Development Extramural Research	2018-3601	University of California at Irvine (UCI)	
93.865	I	115,823	600	Child Health and Human Development Extramural Research	FY2019-021	University of Kansas Center for Research	
93.865	I	41,777	-	Child Health and Human Development Extramural Research	N/A	Mucommune, LLC	
93.865	I	36,569	-	Child Health and Human Development Extramural Research	102469.001.001 / PO1	Family Health International	
93.865	I	124,096	-	Child Health and Human Development Extramural Research	2831952-240023	Duke University	
93.865	I	101,924	-	Child Health and Human Development Extramural Research	21612-43392	Saint Louis University	

SCHEDULE OF EXPENDITURES OF FEDERAL AWARDS (DETAIL)

For the Fiscal Year Ended June 30, 2020

Federal		Amount		CFDA Program Title	Pass-Through Entity Number	Pass-Through Entity Name	Additional Award Information
CFDA Number	Direct / Indirect	Program Expenditures	Provided to Subrecipients				
93.865	I	213,859	-	Child Health and Human Development Extramural Research	N/A	Saint Louis University	
93.865	I	33,578	-	Child Health and Human Development Extramural Research	1R44HD097063-01	Mucommune, LLC	
93.865	I	(1,405)	-	Child Health and Human Development Extramural Research	WU-19-112/PO#2934529	Washington University in Saint Louis	
93.865	I	7,784	-	Child Health and Human Development Extramural Research	WU-20-314 PO 294120	Washington University in Saint Louis	
93.865	I	171,954	-	Child Health and Human Development Extramural Research	3(GG014633-01)	Columbia University	
93.865	I	1,830	-	Child Health and Human Development Extramural Research	A030419	Duke University	
93.865	I	104,632	-	Child Health and Human Development Extramural Research	2-312-0216665-65432L	Research Triangle Institute (RTI Interna)	
93.865	I	308	(50)	Child Health and Human Development Extramural Research	A030641	Duke University	
93.865	I	270,255	-	Child Health and Human Development Extramural Research	A031512	Duke University	
93.865	I	25,579	-	Child Health and Human Development Extramural Research	1-312-0216826-65503L	Research Triangle Institute (RTI Interna)	
93.865	I	66,217	-	Child Health and Human Development Extramural Research	4500003291	Boston University Board of Trustees	
93.865	I	12,459	-	Child Health and Human Development Extramural Research	BMC ID 6927/PO 11630	Boston Medical Center	
93.865	I	205,152	-	Child Health and Human Development Extramural Research	BMC ID 6927/PO#11630	Boston Medical Center	
93.865	I	840	-	Child Health and Human Development Extramural Research	18-4146	CiceroDx, Inc.	
93.865	I	44,638	-	Child Health and Human Development Extramural Research	WU-19-342 / PO#29349	Washington University in Saint Louis	
93.865	I	148,889	-	Child Health and Human Development Extramural Research	19-A0-00-1002957	New York University School of Medicine	
93.865	I	6,190	-	Child Health and Human Development Extramural Research	FP00008136_SA002	Virginia Commonwealth University (VCU)	
93.865	I	18,366	-	Child Health and Human Development Extramural Research	FP00008924_SA002	Virginia Commonwealth University (VCU)	
93.865	I	21,286	-	Child Health and Human Development Extramural Research	18-2452	Studio Hagler LLC	
93.865	I	45,742	-	Child Health and Human Development Extramural Research	3021570	Duke University	
93.865	I	11,394	-	Child Health and Human Development Extramural Research	3021646	Duke University	
93.865	I	17,766	-	Child Health and Human Development Extramural Research	136785/PO3100652988	Cincinnati Childrens Hospital Medical Center	
93.865	I	16,501	-	Child Health and Human Development Extramural Research	712-7549	Emma Pendleton Bradley Hospital	
93.865	I	99,203	-	Child Health and Human Development Extramural Research	SPC-001338	University of Miami	
93.865	I	20,180	-	Child Health and Human Development Extramural Research	A031468	Duke University	
93.865	I	6,565	-	Child Health and Human Development Extramural Research	3730 (COST CENTER 81370)	Rehabilitation Inst Of Chicago	
93.865	I	112,581	-	Child Health and Human Development Extramural Research	A03-1205	Duke University	
93.865	I	2,353	-	Child Health and Human Development Extramural Research	2019-6-58223	California State Polytechnic University	
93.865	I	21,253	-	Child Health and Human Development Extramural Research	000516172-001	University of Alabama at Birmingham	
93.865	I	9,213	-	Child Health and Human Development Extramural Research	205897	Mother's Milk is Best	
93.865	I	112,436	-	Child Health and Human Development Extramural Research	3021186	Duke University	
93.866	D	11,969,477	1,396,389	Aging Research			
93.866	I	(6,264)	-	Aging Research	A12418	Rensselaer Polytechnic Institute (RPI)	
93.866	I	173,921	-	Aging Research	RR540-193/4942156	University of Georgia	
93.866	I	(1,221)	-	Aging Research	UTA15-000439	University of Texas at Austin	
93.866	I	21,311	1,100	Aging Research	674K531	University of Wisconsin at Madison	
93.866	I	28,823	-	Aging Research	2003060831	Johns Hopkins University	
93.866	I	14,467	-	Aging Research	2003379634	Johns Hopkins University	
93.866	I	4,492	-	Aging Research	2003160709	Johns Hopkins University	
93.866	I	22,452	-	Aging Research	10.10.91561	Hebrew Rehabilitation Center	
93.866	I	14,987	-	Aging Research	2003190090	Johns Hopkins University	
93.866	I	16,726	-	Aging Research	90076	Hebrew SeniorLife	
93.866	I	302,217	-	Aging Research	2003475848	Johns Hopkins University	
93.866	I	110,103	-	Aging Research	FP062370 B	University of Chicago	
93.866	I	43,937	-	Aging Research	A18-0168-S001	University of California at Davis (UCD)	
93.866	I	1,227	-	Aging Research	N/A	Brigham and Womens Hospital	
93.866	I	179	-	Aging Research	N/A	Dignify Therapeutics	
93.866	I	(7,967)	-	Aging Research	203-7097	Duke University	
93.866	I	81,723	-	Aging Research	103896352	University of California at San Diego	
93.866	I	14,884	-	Aging Research	UTA18-000524	University of Texas at Austin	
93.866	I	89,424	-	Aging Research	CNVA00061817 (131708	University of Pittsburgh	
93.866	I	38,070	-	Aging Research	A030931	Duke University	
93.866	I	355	-	Aging Research	1560 B XA097	University of California at Los Angeles	
93.866	I	40,739	-	Aging Research	2004079614	Johns Hopkins University	
93.866	I	(1,918)	-	Aging Research	A03-0612	Duke University	
93.866	I	13,230	-	Aging Research	91581	Hebrew Rehabilitation Center	
93.866	I	60,395	1,258	Aging Research	PA-17-303	Treadwell Corporation	
93.866	I	1,534	-	Aging Research	SUBK00010829/PO30053	University of Michigan (UMICH)	
93.866	I	79,316	-	Aging Research	30340SUB53046 / PO17	University of Vermont	
93.866	I	97,527	-	Aging Research	117381028 / PO# S900	University of California at San Diego	
93.866	I	1,333	-	Aging Research	00001499	Brown University	
93.866	I	152,493	-	Aging Research	00001376	Brown University	
93.866	I	385	-	Aging Research	CHA-263134/PO6711576	Mayo Clinic in Rochester	
93.866	I	41,769	-	Aging Research	A032644	Duke University	
93.866	I	97,582	-	Aging Research	N/A	Cylerus, Inc	
93.866	I	702,100	-	Aging Research	A246253	Emory University (EU)	
93.866	I	19,049	-	Aging Research	1(GG015834-01)	Columbia University	
93.866	I	54,790	-	Aging Research	30917-05467-S01	Syracuse University	

SCHEDULE OF EXPENDITURES OF FEDERAL AWARDS (DETAIL)

For the Fiscal Year Ended June 30, 2020

Federal		Amount		CFDA Program Title	Pass-Through Entity Number	Pass-Through Entity Name	Additional Award Information
CFDA Number	Direct / Indirect	Program Expenditures	Provided to Subrecipients				
93.866	I	5,757	-	Aging Research	A03-3211	Duke University	
93.866	I	48,033	-	Aging Research	CHH-263134 PO 67115	Mayo Clinic	
93.866	I	3,641	-	Aging Research	245360 7912	Duke University	
93.866	I	63,363	-	Aging Research	2019-0684	Karamedica Inc.	
93.866	I	8,781	-	Aging Research	432102-19071	Virginia Polytech Inst.	
93.866	I	315,099	-	Aging Research	9SB1AG059313	Cytex Therapeutics, Inc	
93.866	I	8,842	-	Aging Research	1558098 PO# 1001212078	Univ Of Colorado - Boulder	
93.866	I	13,871	-	Aging Research	A032498	Duke University	
93.866	I	25,986	-	Aging Research	A03-1235	Duke University	
93.866	I	5,284	-	Aging Research	Subaward No: L03030302-Sub02	Rush University Medical Center	
93.867	D	3,174,078	467,873	Vision Research			
93.867	I	20,198	-	Vision Research	N/A	Jaeb Center for Health Research	
93.867	I	4,564	-	Vision Research	10033536-00/ U000145	University of Utah	
93.867	I	25,307	-	Vision Research	LUM-1901A	Lumedica, Inc.	
93.867	I	25,145	-	Vision Research	10048893-01	University of Utah	
93.867	I	40,190	-	Vision Research	17710-00	University of Illinois	
93.867	I	119,140	-	Vision Research	2018-2386	Retinal Care	
93.876	D	162,515	-	Antimicrobial Resistance Surveillance in Retail Food Specimens			
93.879	D	685,284	-	Medical Library Assistance			
93.879	I	10,800	-	Medical Library Assistance	1600679	University of Maryland at Baltimore (UMB)	
93.879	I	2,576	-	Medical Library Assistance	1600679a	University of Maryland at Baltimore (UMB)	
93.884	D	180,552	-	Grants for Primary Care Training and Enhancement			
93.912	I	21,711	-	Rural Health Care Services Outreach, Rural Health Network Development and Small Health Care Provider Quality Improvement	G25RH32981	North Carolina Healthcare Quality Alliance	
93.918	D	714,934	176,637	Grants to Provide Outpatient Early Intervention Services with Respect to HIV Disease			
93.926	D	310,796	81,104	Healthy Start Initiative			
93.928	D	20,955	-	Special Projects of National Significance			
93.928	I	27,704	10,983	Special Projects of National Significance	U90HA29237	National AIDS Fund	
93.928	I	8,556	-	Special Projects of National Significance	309-0095	Duke University	
93.928	I	19,190	-	Special Projects of National Significance	309-0100	Duke University	
93.928	I	1,467	-	Special Projects of National Significance	WFUHS 119039	Wake Forest University Health Sciences	
93.941	I	6,864	-	HIV Demonstration, Research, Public and Professional Education Projects	A046695	Emory University (EU)	
93.941	I	53,034	-	HIV Demonstration, Research, Public and Professional Education Projects	A261076	Emory University (EU)	
93.941	I	23,003	-	HIV Demonstration, Research, Public and Professional Education Projects	WFUHS 100730-115800	Wake Forest University Health Sciences	
93.945	D	661,332	267,705	Assistance Programs for Chronic Disease Prevention and Control			
93.945	I	14,816	-	Assistance Programs for Chronic Disease Prevention and Control	0618-076	Alaska Department of Health and Social S	
93.945	I	129,404	-	Assistance Programs for Chronic Disease Prevention and Control	Subcontract CDC_0001	Crohns and Colitis Foundation of America	
93.958	I	101,718	-	Block Grants for Community Mental Health Services	536974	Sandhills Center	
93.969	D	803,680	259,836	PPHF Geriatric Education Centers			
93.989	D	3,647,818	1,141,400	International Research and Research Training			
93.989	I	(4)	-	International Research and Research Training	1(GG010661-01)	Columbia University Trustees	
93.989	I	22,942	-	International Research and Research Training	S005253	Stellenbosch University	
93.989	I	25,465	-	International Research and Research Training	60049839UNC	Northwestern University	
93.989	I	301	-	International Research and Research Training	A03-0372	Duke University	
93.989	I	22,854	-	International Research and Research Training	A03-2067	Duke University	
93.989	I	11,244	-	International Research and Research Training	A03-2250	Duke University	
93.RD	D	(6,168)	-	U. S. Department of Health and Human Services			A13-1294-001
93.RD	D	(286)	-	U. S. Department of Health and Human Services			A14-0502-001
93.RD	D	6,337	-	U. S. Department of Health and Human Services			A16-0111-004
93.RD	D	179,289	72,877	U. S. Department of Health and Human Services			A16-0475-001
93.RD	D	469,759	90,547	U. S. Department of Health and Human Services			A17-0674-001
93.RD	D	943,184	190,620	U. S. Department of Health and Human Services			A17-0674-003
93.RD	D	1,254,852	595,098	U. S. Department of Health and Human Services			A17-0674-007
93.RD	D	982,010	224,575	U. S. Department of Health and Human Services			A17-0674-009
93.RD	D	705,556	594,405	U. S. Department of Health and Human Services			A17-0687-001
93.RD	D	171,912	-	U. S. Department of Health and Human Services			A17-0687-006
93.RD	D	1,556	-	U. S. Department of Health and Human Services			A17-0979-001
93.RD	D	541,864	-	U. S. Department of Health and Human Services			A17-1593-001
93.RD	D	49,106	-	U. S. Department of Health and Human Services			A17-1593-005
93.RD	D	51,719	-	U. S. Department of Health and Human Services			A17-1593-007
93.RD	D	40,046	-	U. S. Department of Health and Human Services			A17-1593-008
93.RD	D	35,009	-	U. S. Department of Health and Human Services			A18-0821-001
93.RD	D	677	-	U. S. Department of Health and Human Services			A18-1016-001
93.RD	D	12,433	-	U. S. Department of Health and Human Services			A18-1056-001
93.RD	D	8,293	-	U. S. Department of Health and Human Services			A18-1056-003
93.RD	D	719,774	85,098	U. S. Department of Health and Human Services			A18-1208-001
93.RD	D	667	-	U. S. Department of Health and Human Services			A18-1224-001
93.RD	D	12,777	-	U. S. Department of Health and Human Services			A18-1238-001
93.RD	D	9,856	-	U. S. Department of Health and Human Services			A19-0143-001

SCHEDULE OF EXPENDITURES OF FEDERAL AWARDS (DETAIL)

For the Fiscal Year Ended June 30, 2020

Federal		Amount		CFDA Program Title	Pass-Through Entity Number	Pass-Through Entity Name	Additional Award Information
CFDA Number	Direct / Indirect	Program Expenditures	Provided to Subrecipients				
93.RD	D	4,275	-	U. S. Department of Health and Human Services			A19-0239-001
93.RD	D	541,757	95,634	U. S. Department of Health and Human Services			A19-0308-001
93.RD	D	2,119,695	123,058	U. S. Department of Health and Human Services			A19-0308-003
93.RD	D	39,376	-	U. S. Department of Health and Human Services			A19-0408-001
93.RD	D	39,044	-	U. S. Department of Health and Human Services			A19-0439-001
93.RD	D	115,795	-	U. S. Department of Health and Human Services			A19-0439-002
93.RD	D	947,713	333,637	U. S. Department of Health and Human Services			A19-0561-001
93.RD	D	40,937	(1,010)	U. S. Department of Health and Human Services			A19-0580-001
93.RD	D	342,977	-	U. S. Department of Health and Human Services			A19-0625-001
93.RD	D	3,436,749	290,300	U. S. Department of Health and Human Services			A19-0650-001
93.RD	D	113,866	-	U. S. Department of Health and Human Services			A19-0982-001
93.RD	D	109,645	-	U. S. Department of Health and Human Services			A19-0982-002
93.RD	D	54,692	-	U. S. Department of Health and Human Services			A19-1377-001
93.RD	D	120,159	-	U. S. Department of Health and Human Services			A19-1528-001
93.RD	D	583,144	-	U. S. Department of Health and Human Services			A20-0182-001
93.RD	D	222,312	-	U. S. Department of Health and Human Services			A20-0284-001
93.RD	D	4,544	-	U. S. Department of Health and Human Services			A20-0366-001
93.RD	D	27,078	-	U. S. Department of Health and Human Services			A20-0427-001
93.RD	D	16,434	-	U. S. Department of Health and Human Services			A20-0428-001
93.RD	D	990,100	-	U. S. Department of Health and Human Services			A20-0440-001
93.RD	D	333,911	-	U. S. Department of Health and Human Services			A20-0491-001
93.RD	D	25,593	-	U. S. Department of Health and Human Services			A20-0791-001
93.RD	D	144,797	-	U. S. Department of Health and Human Services			HHSF223201810026I
93.RD	D	9,260	(45)	U. S. Department of Health and Human Services			HHSF223201810225P
93.RD	D	24	-	U. S. Department of Health and Human Services			HHSF223201710086P
93.RD	D	51,361	-	U. S. Department of Health and Human Services			75F40119P10174
93.RD	D	(7,441)	-	U. S. Department of Health and Human Services			HHSF223201710406P
93.RD	D	125,089	-	U. S. Department of Health and Human Services			G-250263
93.RD	D	390	-	U. S. Department of Health and Human Services			CBO#26056
93.RD	I	(27,793)	-	U. S. Department of Health and Human Services	N/A	University of Alabama at Birmingham	A07-1265-004
93.RD	I	28,638	-	U. S. Department of Health and Human Services	N/A	University of California at San Francisco	A08-1680-001
93.RD	I	176,741	-	U. S. Department of Health and Human Services	N/A	Brigham and Womens Hospital	A10-1773-001
93.RD	I	2,326	-	U. S. Department of Health and Human Services	N/A	Brigham and Womens Hospital	A10-1776-001
93.RD	I	272	-	U. S. Department of Health and Human Services	29XS126/A59101	Leidos Biomedical Research	A11-0894-001
93.RD	I	6,195	-	U. S. Department of Health and Human Services	235432	Duke University	A11-1616-001
93.RD	I	(414)	-	U. S. Department of Health and Human Services	888-11-16-04	Research Triangle Institute (RTI Interna)	A13-0932-001
93.RD	I	(3,778)	-	U. S. Department of Health and Human Services	13XS093	SAIC-Frederick, Inc.	A13-1196-001
93.RD	I	11	-	U. S. Department of Health and Human Services	888-11-16-04/1-312-0	Research Triangle Institute (RTI Interna)	A13-1333-001
93.RD	I	17,077	-	U. S. Department of Health and Human Services	9-312-0212791-51586I	Research Triangle Institute (RTI Interna)	A14-0997-001
93.RD	I	(9,991)	-	U. S. Department of Health and Human Services	9-312-0213462-51888L	Research Triangle Institute (RTI Interna)	A14-1724-001
93.RD	I	(1)	-	U. S. Department of Health and Human Services	N/A	KIYATEC Inc.	A15-0868-001
93.RD	I	(1,436)	-	U. S. Department of Health and Human Services	8-312-0214077-51973L	Research Triangle Institute (RTI Interna)	A15-0970-001
93.RD	I	11,234	-	U. S. Department of Health and Human Services	1-312-0214491-51947L	Research Triangle Institute (RTI Interna)	A15-1169-001
93.RD	I	20,795	-	U. S. Department of Health and Human Services	30018-87-381	La Jolla Institute for Allergy and Immunology	A15-1256-005
93.RD	I	13,737	-	U. S. Department of Health and Human Services	3-312-0214643-52101L	Research Triangle Institute (RTI Interna)	A15-1611-001
93.RD	I	8,247	-	U. S. Department of Health and Human Services	30-312-0212305-52187	Research Triangle Institute (RTI Interna)	A15-1714-001
93.RD	I	1	-	U. S. Department of Health and Human Services	203-8758	Duke University	A15-1723-002
93.RD	I	838,989	-	U. S. Department of Health and Human Services	N/A	MacroGenics, Inc.	A16-1013-001
93.RD	I	13,155	-	U. S. Department of Health and Human Services	2038152	Duke University	A16-1108-001
93.RD	I	45,450	-	U. S. Department of Health and Human Services	6-312-0214780-52373L	Research Triangle Institute (RTI Interna)	A16-1228-001
93.RD	I	119,745	-	U. S. Department of Health and Human Services	0000865654	Fred Hutchinson Cancer Research Center	A16-1238-009
93.RD	I	25,550	-	U. S. Department of Health and Human Services	0000865654	Fred Hutchinson Cancer Research Center	A16-1238-012
93.RD	I	1,709	-	U. S. Department of Health and Human Services	11.11.09	DARTNet Institute	A16-1256-004
93.RD	I	3,553	-	U. S. Department of Health and Human Services	11.11.09	DARTNet Institute	A16-1256-005
93.RD	I	25,874	-	U. S. Department of Health and Human Services	5-312-0214643-52341L	Research Triangle Institute (RTI Interna)	A16-1520-001
93.RD	I	11,324	-	U. S. Department of Health and Human Services	HHS290201500007I	Kaiser Foundation Research Institute	A16-1721-001
93.RD	I	38,791	-	U. S. Department of Health and Human Services	330336	Wake Forest University	A16-1845-005
93.RD	I	45,209	-	U. S. Department of Health and Human Services	330338	Wake Forest University	A16-1845-007
93.RD	I	957	-	U. S. Department of Health and Human Services	16-312-0214643-52634	Research Triangle Institute (RTI Interna)	A16-1848-003
93.RD	I	28,373	-	U. S. Department of Health and Human Services	16-2910/PO2000005316	University of South Carolina (USC)	A16-1915-001
93.RD	I	37,001	-	U. S. Department of Health and Human Services	15-312-0214643-52624	Research Triangle Institute (RTI Interna)	A17-0718-001
93.RD	I	2,663	-	U. S. Department of Health and Human Services	218090	Duke University	A17-0734-001
93.RD	I	1,234,689	-	U. S. Department of Health and Human Services	16X250	Leidos Biomedical Research	A17-0747-001
93.RD	I	1,776	-	U. S. Department of Health and Human Services	10-312-0213618-52723	Research Triangle Institute (RTI Interna)	A17-0759-001
93.RD	I	(1,326)	-	U. S. Department of Health and Human Services	0412400001	American Institutes for Research (AIR)	A17-0785-001
93.RD	I	44,643	-	U. S. Department of Health and Human Services	HHSF233201500059I	Manpower Demonstration Research Corporate	A17-1024-001
93.RD	I	36,829	-	U. S. Department of Health and Human Services	17-312-0214643-52761	Research Triangle Institute (RTI Interna)	A17-1054-001
93.RD	I	5,084	-	U. S. Department of Health and Human Services	000500918-T013-008	University of Alabama at Birmingham	A17-1321-003

SCHEDULE OF EXPENDITURES OF FEDERAL AWARDS (DETAIL)

For the Fiscal Year Ended June 30, 2020

Federal		Amount		CFDA Program Title	Pass-Through Entity Number	Pass-Through Entity Name	Additional Award Information
CFDA Number	Direct / Indirect	Program Expenditures	Provided to Subrecipients				
93.RD	I	10,210	-	U. S. Department of Health and Human Services	000524050-T009-011	University of Alabama at Birmingham	A17-1321-005
93.RD	I	381,576	-	U. S. Department of Health and Human Services	17X011	Leidos Biomedical Research	A17-1423-001
93.RD	I	213,648	62,329	U. S. Department of Health and Human Services	N/A	Alliant Health Solutions (AHS)	A17-1447-005
93.RD	I	18,077	-	U. S. Department of Health and Human Services	18-312-0214643-52894	Research Triangle Institute (RTI Interna)	A17-1450-001
93.RD	I	16,678	-	U. S. Department of Health and Human Services	16-312-0214448-52718	Research Triangle Institute (RTI Interna)	A17-1592-001
93.RD	I	(4,496)	-	U. S. Department of Health and Human Services	X17346M/X17346N	Leidos Biomedical Research	A17-1595-001
93.RD	I	25,615	-	U. S. Department of Health and Human Services	GEP/17/04	International Agency for Research on Cancer	A17-1676-001
93.RD	I	7,797	-	U. S. Department of Health and Human Services	218092	Duke University	A17-1711-001
93.RD	I	177,226	-	U. S. Department of Health and Human Services	430429	University of Arizona	A17-1737-001
93.RD	I	47	-	U. S. Department of Health and Human Services	2017.707.001UNC	AcademyHealth	A18-0395-001
93.RD	I	73,526	-	U. S. Department of Health and Human Services	2017.707.001UNC	AcademyHealth	A18-0395-003
93.RD	I	201,720	-	U. S. Department of Health and Human Services	2017.707.001UNC	AcademyHealth	A18-0395-004
93.RD	I	452,881	-	U. S. Department of Health and Human Services	EA1151	ECOG-ACRIN Cancer Research Group	A18-0567-001
93.RD	I	679,270	-	U. S. Department of Health and Human Services	20-312-0214643-65059	Research Triangle Institute (RTI Interna)	A18-0619-001
93.RD	I	22,777	-	U. S. Department of Health and Human Services	233311	Duke University	A18-0620-002
93.RD	I	94,505	-	U. S. Department of Health and Human Services	A032030	Duke University	A18-0620-003
93.RD	I	19,685	-	U. S. Department of Health and Human Services	EA4151	ECOG-ACRIN Cancer Research Group	A18-0655-001
93.RD	I	97,273	-	U. S. Department of Health and Human Services	48845	Abt Associates, Inc.	A18-1160-001
93.RD	I	14,000	-	U. S. Department of Health and Human Services	23-312-0214643-65236	Research Triangle Institute (RTI Interna)	A18-1213-001
93.RD	I	889	(230)	U. S. Department of Health and Human Services	000524050-T006-005	University of Alabama at Birmingham	A18-1392-001
93.RD	I	101,437	-	U. S. Department of Health and Human Services	49468	Abt Associates, Inc.	A18-1437-001
93.RD	I	5,150	-	U. S. Department of Health and Human Services	1-312-0216363-65291L	Research Triangle Institute (RTI Interna)	A18-1443-001
93.RD	I	32,154	-	U. S. Department of Health and Human Services	N/A	Cell Microsystems, Inc.	A18-1480-001
93.RD	I	107	-	U. S. Department of Health and Human Services	226749	Duke University	A18-1627-001
93.RD	I	2,177	-	U. S. Department of Health and Human Services	203-7902	Duke University	A18-1631-001
93.RD	I	24,472	-	U. S. Department of Health and Human Services	N/A	Duke University	A18-1631-003
93.RD	I	4,808	-	U. S. Department of Health and Human Services	5001441	Women and Infants Hospital of Rhode Island	A19-0310-001
93.RD	I	128,444	-	U. S. Department of Health and Human Services	FPNTCUNCY3	John Snow, Inc. (JSI)	A19-0318-001
93.RD	I	477,802	-	U. S. Department of Health and Human Services	37223.2020.001 FPNT	John Snow, Inc. (JSI)	A19-0318-003
93.RD	I	3,350	-	U. S. Department of Health and Human Services	66111340819-01	University of Mississippi Medical Center	A19-0375-001
93.RD	I	27,200	-	U. S. Department of Health and Human Services	66111340819-01	University of Mississippi Medical Center	A19-0375-003
93.RD	I	143,087	-	U. S. Department of Health and Human Services	25-312-0214643-65338	Research Triangle Institute (RTI Interna)	A19-0420-001
93.RD	I	150,963	-	U. S. Department of Health and Human Services	19-312-0214780-65388	Research Triangle Institute (RTI Interna)	A19-0585-001
93.RD	I	39,090	-	U. S. Department of Health and Human Services	66111350819-11	University of Mississippi Medical Center	A19-0598-001
93.RD	I	163,330	-	U. S. Department of Health and Human Services	66111350819-11	University of Mississippi Medical Center	A19-0598-003
93.RD	I	6,244	-	U. S. Department of Health and Human Services	N/A	MCD Public Health	A19-0716-001
93.RD	I	190,372	-	U. S. Department of Health and Human Services	1-340-0216681-65421L	Research Triangle Institute (RTI Interna)	A19-0889-001
93.RD	I	13,169	-	U. S. Department of Health and Human Services	PHR-SSS-S-18-005487	Social and Scientific Systems (S3), Inc.	A19-0899-001
93.RD	I	35,823	-	U. S. Department of Health and Human Services	6632.01-S02	Westat, Inc.	A19-0974-001
93.RD	I	17,221	-	U. S. Department of Health and Human Services	6632.01-S02	Westat, Inc.	A19-0974-002
93.RD	I	20,535	-	U. S. Department of Health and Human Services	HHSN-235518010000031	Duke University Clinical Research Institute	A19-0998-001
93.RD	I	9,102	-	U. S. Department of Health and Human Services	N/A	Duke University	A19-1075-001
93.RD	I	8,543	-	U. S. Department of Health and Human Services	575703 RIS 39438/00	Trustees of the Univ. of Pennsylvania	A19-1322-001
93.RD	I	6,298	-	U. S. Department of Health and Human Services	M114S01F1-NU2GGH0021	Centre for Infectious Disease Research i	A19-1340-001
93.RD	I	30,567	-	U. S. Department of Health and Human Services	M114S01F1-NU2GGH0021	Centre for Infectious Disease Research i	A19-1340-002
93.RD	I	17,401	-	U. S. Department of Health and Human Services	SP0016040 60053564	Northwestern University	A19-1395-001
93.RD	I	51,740	-	U. S. Department of Health and Human Services	N/A	The Alliance for Clinical Trials in Oncology	A19-1481-001
93.RD	I	547	-	U. S. Department of Health and Human Services	N/A	National Marrow Donor Program	A19-1564-001
93.RD	I	3,138	-	U. S. Department of Health and Human Services	SP0016040 60053565	Northwestern University	A19-1630-001
93.RD	I	20,344	-	U. S. Department of Health and Human Services	6473-S07	Westat, Inc.	A19-1646-001
93.RD	I	4,363	-	U. S. Department of Health and Human Services	HHS000738100001	Texas Department of State Health Service	A19-1781-001
93.RD	I	125,185	-	U. S. Department of Health and Human Services	A031034	Duke University	A20-0296-001
93.RD	I	51,599	-	U. S. Department of Health and Human Services	Z110	Zymeron Corporation	A20-0448-001
93.RD	I	3,044	-	U. S. Department of Health and Human Services	28-312-0214643-65688	Research Triangle Institute (RTI Interna)	A20-0479-001
93.RD	I	586	-	U. S. Department of Health and Human Services	N/A	National Marrow Donor Program	A20-0535-001
93.RD	I	78,837	-	U. S. Department of Health and Human Services	27-312-0214643-65684	Research Triangle Institute (RTI Interna)	A20-0541-001
93.RD	I	33,848	-	U. S. Department of Health and Human Services	A032305	Duke University	A20-0618-001
93.RD	I	124,476	-	U. S. Department of Health and Human Services	SUB00002146	University of Georgia Research Foundation	A20-0645-001
93.RD	I	134,292	-	U. S. Department of Health and Human Services	S-1084-003956-UNC	Applied Research Associates, Inc.	A20-0674-001
93.RD	I	30,515	-	U. S. Department of Health and Human Services	A032392	Duke University Clinical Research Institute	A20-0894-001
93.RD	I	50,510	-	U. S. Department of Health and Human Services	N/A	Duke University	A20-0947-001
93.RD	I	69,875	-	U. S. Department of Health and Human Services	3090105	Duke University	A20-0991-001
93.RD	I	25,257	-	U. S. Department of Health and Human Services	30029-01-187-367	La Jolla Institute for Allergy and Immunology	A20-1046-001
93.RD	I	46,305	-	U. S. Department of Health and Human Services	VUMC 80674	Vanderbilt University Medical Center	A20-1079-001
93.RD	I	35,732	-	U. S. Department of Health and Human Services	V0858A-D	Oregon State University	A20-1080-001
93.RD	I	50,494	-	U. S. Department of Health and Human Services	KT-19-01	Kaio Therapy	HHSN261201800028C
93.RD	I	22,911	-	U. S. Department of Health and Human Services	WU-19-165 (PO 2934585G)	Washington University-St Louis	75D30118C02926/WU-19-165 (PO 2934585G)
93.RD	I	20,295	-	U. S. Department of Health and Human Services	2020-1071	Eyedesis Biosciences, LLC	2020-1071 1R41EY029185-01

SCHEDULE OF EXPENDITURES OF FEDERAL AWARDS (DETAIL)

For the Fiscal Year Ended June 30, 2020

Federal		Amount		CFDA Program Title	Pass-Through Entity Number	Pass-Through Entity Name	Additional Award Information
CFDA Number	Direct / Indirect	Program Expenditures	Provided to Subrecipients				
93.RD	I	(690)	-	U. S. Department of Health and Human Services	2016-0746	Agle Sciences, Inc.	HHSN272201500010C
93.RD	I	(1,314)	-	U. S. Department of Health and Human Services	NCSU-01-4574	Mcking Consulting Corp	200-2016-F-90988
93.RD	I	89,535	-	U. S. Department of Health and Human Services	UWSC10535 BPO#32122	Univ Of Washington	HHSN272201800008C/UWSC10535 BPO#32122
93.RD	I	(77)	-	U. S. Department of Health and Human Services	18X090	Leidos, Inc (Formerly Saic)	HHSN261201800001E
93.RD	I	3,773	-	U. S. Department of Health and Human Services	19-001	Its, Inc.	HHSN273201500010C
93.RD	I	32,793	-	U. S. Department of Health and Human Services	20X020F	Leidos Biomedical Research, Inc	20X20F
93.RD	I	388	-	U. S. Department of Health and Human Services	EMAIL DATED 4/17/17	Heitech Services, Inc.	G-280967
		581,425,623	86,011,584	Total — Research and Development — U. S. Department of Health and Human Services			
U. S. Corporation for National and Community Service							
94.026	I	13,531	-	National Service and Civic Engagement Research Competition	18-393	Arizona State University	
94.RD	I	71,434	21,795	U. S. Corporation for National and Community Service	2019-1047	Share Our Strength	2019-1047
		84,965	21,795	Total — Research and Development — U. S. Corporation for National and Community Service			
U. S. Social Security Administration							
96.RD	I	397,640	-	U. S. Social Security Administration	6464-S-NC01-001	Westat, Inc.	A18-0543-001
		397,640	-	Total — Research and Development — U. S. Social Security Administration			
U. S. Department of Homeland Security							
97.005	I	211,507	-	State and Local Homeland Security National Training Program	FY15-00190-03-NCCU, FY16-0097-S01-NCCU, FY17-0097-S01-NCCU, FY18-0075-S01-NCCU	RDPC	
97.044	D	1,142,833	123,752	Assistance to Firefighters Grant			
97.044	I	23,208	-	Assistance to Firefighters Grant	R000002506	Florida State Univ	
97.061	D	3,186,542	2,167,466	Centers for Homeland Security			
97.061	I	41,856	-	Centers for Homeland Security	CONTINGENCY FUND 09-13-2017	Arizona State University	
97.061	I	2,800	-	Centers for Homeland Security	SUBAWARD NO: 18-484	Arizona State University	
97.061	I	22,599	-	Centers for Homeland Security	Subaward No: ASUB00000365	Arizona State University	
97.062	D	813,205	100,227	Scientific Leadership Awards			
97.077	D	28,673	-	Homeland Security Research, Development, Testing, Evaluation, and Demonstration of Technologies Related to Nuclear Threat Detection			
97.108	I	14,720	-	Homeland Security, Research, Testing, Evaluation, and Demonstration of Technologies	2018-0843	Higher Dimension Materials Inc	
97.122	D	789,442	746,667	Bio-Preparedness Collaboratory			
97.RD	D	233,248	54,145	U. S. Department of Homeland Security			A17-0419-001
		6,510,633	3,192,257	Total — Research and Development — U. S. Department of Homeland Security			
U. S. Agency for International Development							
98.001	D	30,469,958	20,945,186	USAID Foreign Assistance for Programs Overseas			
98.001	I	71,310	(48,159)	USAID Foreign Assistance for Programs Overseas	SH1422	Population Council	A09-0394-001
98.001	I	67,383	-	USAID Foreign Assistance for Programs Overseas	4-340-0216030-65235L	Research Triangle Institute (RTI Interna	A14-1017-001
98.001	I	107,298	-	USAID Foreign Assistance for Programs Overseas	102137.001.004.003.0	Family Health International	A19-0401-001
98.001	I	16,241	-	USAID Foreign Assistance for Programs Overseas	FPC-19-021	United States Pharmacopeia Convention	A19-1439-001
98.001	I	108,305	-	USAID Foreign Assistance for Programs Overseas	21847	Helen Keller International	A14-1557-001
98.001	I	29,315	-	USAID Foreign Assistance for Programs Overseas	6-330-0216576-65556L	Research Triangle Institute (RTI Interna	A15-0657-003
98.001	I	24,726	-	USAID Foreign Assistance for Programs Overseas	AID.2134-01704575-SU	Program for Appropriate Technology in Health	A18-1242-001
98.001	I	24	-	USAID Foreign Assistance for Programs Overseas	RD011G-C	Oregon State Univ.	A19-1129-001
98.001	I	(11,368)	-	USAID Foreign Assistance for Programs Overseas	SUB00001921	Board Reg Univ System Georgia	A19-1660-001
98.001	I	8,218	-	USAID Foreign Assistance for Programs Overseas	451375-19071	Virginia Polytech Inst.	A19-1660-002
98.001	I	24,758	-	USAID Foreign Assistance for Programs Overseas	SUB00001723	Univ Of Georgia	A20-0160-001
98.001	I	16,457	-	USAID Foreign Assistance for Programs Overseas	2000010566	National Academy Of Sciences	RC710-081/S001708
98.001	I	4,990	3,960	USAID Foreign Assistance for Programs Overseas	06-S131628	Texas A M University	7200AA18CA00003
98.001	I	47,994	-	USAID Foreign Assistance for Programs Overseas	SUBAWARD # 2015-06391-02	University Of Illinois-Urbana-Champaign	7200AA18CA00003
98.RD	D	(2,745)	-	U. S. Agency for International Development			
98.RD	D	314,513	290,755	U. S. Agency for International Development			
98.RD	D	2,628,052	1,645,854	U. S. Agency for International Development			
98.RD	D	1,068,737	510,757	U. S. Agency for International Development			
98.RD	I	(3,167)	-	U. S. Agency for International Development	100303/W0936	Family Health International	
98.RD	I	38	-	U. S. Agency for International Development	N/A	Right to Care	
98.RD	I	530	-	U. S. Agency for International Development	7554.UNC-CH.01	National Opinion Research Center (NORC)	
98.RD	I	1,682,387	484,132	U. S. Agency for International Development	2000010391	National Academy of Sciences	
98.RD	I	45,371	-	U. S. Agency for International Development	KHULISA/USAID/SUN-LE	Khulisa Management Services	
98.RD	I	74,477	-	U. S. Agency for International Development	KHULISA/USAID/SUN-LE	Khulisa Management Services	
98.RD	I	30,000	-	U. S. Agency for International Development	9840045	Save the Children	
98.RD	I	21,454	-	U. S. Agency for International Development	RC710-081/S001708	Univ Of Georgia	
98.RD	I	123,346	58,525	U. S. Agency for International Development	SUB00002085	Univ Of Georgia	
98.RD	I	149,547	116,203	U. S. Agency for International Development	SUB00001966	Univ Of Georgia	

SCHEDULE OF EXPENDITURES OF FEDERAL AWARDS (DETAIL)

For the Fiscal Year Ended June 30, 2020

Federal		Amount					
CFDA	Direct /	Program	Provided to				
Number	Indirect	Expenditures	Subrecipients	CFDA Program Title	Pass-Through Entity Number	Pass-Through Entity Name	Additional Award Information
98.RD	I	12,350	-	U. S. Agency for International Development	2000007149	National Academy Of Sciences	EPP_A-00-06-00012-00
98.RD	I	18,248	-	U. S. Agency for International Development	2000007142	National Academy Of Sciences	AID-263-A-15-00002
98.RD	I	22,766	-	U. S. Agency for International Development	RC102095-G4003	Michigan State University	2017-0098/RC102095-G4003
		<u>37,171,513</u>	<u>24,007,213</u>	Total — Research and Development — U. S. Agency for International Development			
Miscellaneous							
99.RD	I	40,765	18,674	Miscellaneous	Subcontract No: P010237224	SAIC	G-281071
		<u>40,765</u>	<u>18,674</u>	Total — Research and Development — Miscellaneous			
		<u>932,664,071</u>	<u>167,330,332</u>	Total — Research and Development			
Student Financial Assistance Programs—Cluster:							
U. S. Department of Education							
84.007	D	34,574,918	-	Federal Supplemental Educational Opportunity Grants			
84.033	D	16,112,558	-	Federal Work-Study Program			
84.038	D	44,904,022	-	Federal Perkins Loan Program Federal Capital Contributions			
84.063	D	674,226,931	-	Federal Pell Grant Program			
84.268	D	1,291,671,075	-	Federal Direct Student Loans			
84.379	D	215,121	-	Teacher Education Assistance for College and Higher Education Grants (TEACH Grants)			
84.408	D	34,185	-	Postsecondary Education Scholarships for Veteran's Dependents			
		<u>2,061,738,810</u>	<u>-</u>	Total — Student Financial Assistance Programs Cluster — U. S. Department of Education			
U. S. Department of Health and Human Services							
93.264	D	651,996	-	Nurse Faculty Loan Program (NFLP)			
93.342	D	3,890,317	-	Health Professions Student Loans, Including Primary Care Loans/Loans for Disadvantaged Students			
93.364	D	366,398	-	Nursing Student Loans			
93.925	D	3,570,705	-	Scholarships for Health Professions Students from Disadvantaged Backgrounds			
		<u>8,479,416</u>	<u>-</u>	Total — Student Financial Assistance Programs Cluster — U. S. Department of Health and Human Services			
		<u>2,070,218,226</u>	<u>-</u>	Total — Student Financial Assistance			
Supplemental Nutrition Assistance Program (SNAP)—Cluster:							
U. S. Department of Agriculture							
10.551	D	1,940,392,319	-	Supplemental Nutrition Assistance Program			
10.551	D	222,641,326	-	COVID-19 - Supplemental Nutrition Assistance Program			
10.561	D	130,417,681	103,368,103	State Administrative Matching Grants for the Supplemental Nutrition Assistance Program			
10.561	I	9,976	-	State Administrative Matching Grants for the Supplemental Nutrition Assistance Program	4400020209	South Carolina Department of Social Serv	
10.561	I	10,177	-	State Administrative Matching Grants for the Supplemental Nutrition Assistance Program	4400022922	South Carolina Department of Social Serv	
10.561	I	5,021	-	State Administrative Matching Grants for the Supplemental Nutrition Assistance Program	0000002028	University of Wisconsin	
10.561	I	26,285	-	State Administrative Matching Grants for the Supplemental Nutrition Assistance Program	N/A	The Curators of the University of Missouri	
10.561	I	7,399	-	State Administrative Matching Grants for the Supplemental Nutrition Assistance Program	PQ 525634	Michigan State University	
		<u>2,293,510,184</u>	<u>103,368,103</u>	Total — Supplemental Nutrition Assistance Program (SNAP) — U. S. Department of Agriculture			
		<u>2,293,510,184</u>	<u>103,368,103</u>	Total — Supplemental Nutrition Assistance Program (SNAP)			
Special Education—Cluster (IDEA)							
U. S. Department of Education							
84.027	D	347,708,209	329,729,836	Special Education Grants to States			
84.027	I	1,499	-	Special Education Grants to States	159341	Minnesota Department of Education	
84.027	I	43,386	-	Special Education Grants to States	PO114129	Sam Houston State University	
84.173	D	10,862,488	9,409,583	Special Education Preschool Grants			
		<u>358,615,582</u>	<u>339,139,419</u>	Total — Special Education Cluster (IDEA) — U. S. Department of Education			
		<u>358,615,582</u>	<u>339,139,419</u>	Total — Special Education (IDEA)			
TRIO—Cluster:							
U. S. Department of Education							
84.042	D	9,401,514	-	TRIO Student Support Services			
84.044	D	3,226,536	-	TRIO Talent Search			
84.047	D	5,919,138	-	TRIO Upward Bound			

SCHEDULE OF EXPENDITURES OF FEDERAL AWARDS (DETAIL)

For the Fiscal Year Ended June 30, 2020

Federal		Amount		CFDA Program Title	Pass-Through Entity Number	Pass-Through Entity Name	Additional Award Information
CFDA Number	Direct / Indirect	Program Expenditures	Provided to Subrecipients				
84.066	D	1,558,738	-	TRIO Educational Opportunity Centers			
84.217	D	1,111,218	-	TRIO McNair Post-Baccalaureate Achievement			
		21,217,144	-	Total — Teacher Quality Partnership Grants Cluster (TRIO) — U. S. Department of Education			
		21,217,144	-	Total —TRIO			
Transit Services Programs—Cluster:							
U. S. Department of Transportation							
20.513	D	2,794,950	2,749,505	Enhanced Mobility of Seniors and Individuals with Disabilities			
20.516	D	88,151	88,151	Job Access and Reverse Commute Program			
20.521	D	289,163	289,163	New Freedom Program			
		3,172,264	3,126,819	Total — Transit Services Programs Cluster — U. S. Department of Transportation			
		3,172,264	3,126,819	Total —Transit Services Programs			
WIOA—Cluster:							
U. S. Department of Labor							
17.258	D	27,707,755	26,374,374	WIOA Adult Program			
17.258	I	256,033	-	WIOA Adult Program	WIOA Title I Adult Services	Mountain Area Workforce Dev Board	
17.258	I	206,100	-	WIOA Adult Program	4020	ECWDB	
17.258	I	36,475	-	WIOA Adult Program	4030	ECWDB	
17.258	I	12,692	-	WIOA Adult Program	4050FLG	ECWDB	
17.258	I	225,677	-	WIOA Adult Program	19-4020-40-6035-07	ECWDB	
17.258	I	555,715	-	WIOA Adult Program	HCC Contract #9-2020/2030-21-4505-02/04	Turning Point	
17.258	I	274,463	-	WIOA Adult Program	11-2020-40-6169	Eastern Carolina Workforce Development	
17.258	I	3,164	-	WIOA Adult Program	18-4050FLG-40-6169-04/05/16	Eastern Carolina Workforce Development	
17.258	I	179,589	-	WIOA Adult Program	19-4020-49-1380	Region D	
17.258	I	197,306	-	WIOA Adult Program	0-2020-33	Cape Fear COG	
17.258	I	202,819	-	WIOA Adult Program	20-4020-40-6331-09	Eastern Carolina Workforce Development Board	
17.259	D	26,800,957	25,566,428	WIOA Youth Activities			
17.259	I	64,975	-	WIOA Youth Activities	Empower WNC: Empowerment to Employment (Enhancement Grant)	Mountain Area Workforce Dev Board	
17.259	I	38,332	-	WIOA Youth Activities	WIOA Title I Innovation Grant (UpSkill WNC)	Mountain Area Workforce Dev Board	
17.259	I	82,927	-	WIOA Youth Activities	WIOA Title I Finish Line Grants (Student Support)	Mountain Area Workforce Dev Board	
17.259	I	108,745	-	WIOA Youth Activities	4040	ECWDB	
17.259	I	3,141	-	WIOA Youth Activities	4040IS	ECWDB	
17.259	I	783,272	-	WIOA Youth Activities	2040-36	Charlotte Works	
17.259	I	94,651	-	WIOA Youth Activities	19-4040-40-6035-07	ECWDB	
17.259	I	4,672	-	WIOA Youth Activities	19-4050FLG-40-6035-07	ECWDB	
17.259	I	8,607	-	WIOA Youth Activities	HCC Contract #9-2020/2030-21-4505-02/04	Turning Point	
17.259	I	193,861	-	WIOA Youth Activities	11-2020-40-6169	Eastern Carolina Workforce Development	
17.259	I	143,334	-	WIOA Youth Activities	0-2030-33	Cape Fear COG	
17.259	I	85,748	-	WIOA Youth Activities	1117	Kerr-Tar Regional Council of Government	
17.259	I	92,383	-	WIOA Youth Activities	18-4040-40-6331-09	Eastern Carolina Workforce Development Board	
17.259	I	1,459	-	WIOA Youth Activities	18-4050FLG-40-6331-09	Eastern Carolina Workforce Development Board	
17.259	I	538,761	-	WIOA Youth Activities	44-19-5467-YTH	LRCOG	
17.278	D	39,199,632	20,978,957	WIOA Dislocated Worker Formula Grants			
17.278	I	179,910	-	WIOA Dislocated Worker Formula Grants	WIOA Title I Dislocated Worker Services	Mountain Area Workforce Dev Board	
17.278	I	65,238	-	WIOA Dislocated Worker Formula Grants	WIOA Title I Work-Based Learning – Contingency and Enhancement Funds	Mountain Area Workforce Dev Board	
17.278	I	21,123	-	WIOA Dislocated Worker Formula Grants	WIOA Title I Finish Line Grants- Administrative Funds	Mountain Area Workforce Dev Board	
17.278	I	28,422	-	WIOA Dislocated Worker Formula Grants	4000017295	Charlotte Works	
17.278	I	104,302	-	WIOA Dislocated Worker Formula Grants	19-4030-40-6035-07	ECWDB	
17.278	I	124,097	-	WIOA Dislocated Worker Formula Grants	19-4050-40-6035-07	ECWDB	
17.278	I	70,776	-	WIOA Dislocated Worker Formula Grants	11-2020-40-6169	Eastern Carolina Workforce Development	
17.278	I	372,833	-	WIOA Dislocated Worker Formula Grants	19-4031-49-1380	Region D	
17.278	I	120,968	-	WIOA Dislocated Worker Formula Grants	0-2040-33	Cape Fear COG	
17.278	I	69,546	-	WIOA Dislocated Worker Formula Grants	20-4030-40-6331-09	Eastern Carolina Workforce Development Board	
		99,260,460	72,919,759	Total — WIOA Cluster — U. S. Department of Labor			
		99,260,460	72,919,759	Total —WIOA			

SCHEDULE OF EXPENDITURES OF FEDERAL AWARDS (DETAIL)

For the Fiscal Year Ended June 30, 2020

Federal CFDA Number	Direct / Indirect	Program Expenditures	Amount Provided to Subrecipients	CFDA Program Title	Pass-Through Entity Number	Pass-Through Entity Name	Additional Award Information
Other Programs:							
<u>U. S. Department of Agriculture</u>							
10.001	D	108,251	-	Agricultural Research Basic and Applied Research			
10.025	D	2,485,867	-	Plant and Animal Disease, Pest Control, and Animal Care			
10.153	D	15,000	-	Market News			
10.163	D	274,018	165,097	Market Protection and Promotion			
10.170	D	1,106,683	1,077,559	Specialty Crop Block Grant Program - Farm Bill			
10.178	D	51,498,126	50,906,577	Trade Mitigation Program Eligible Recipient Agency Operational Funds			
10.200	I	1,498	-	Grants for Agricultural Research, Special Research Grants	PO#1900663551	Univ Of Florida	
10.202	D	1,084,175	-	Cooperative Forestry Research			
10.203	D	8,541,738	-	Payments to Agricultural Experiment Stations Under the Hatch Act			
10.206	D	3,194,334	3,364	Grants for Agricultural Research Competitive Research Grants			
10.207	D	134,459	-	Animal Health and Disease Research			
10.210	D	136,704	-	Higher Education – Graduate Fellowships Grant Program			
10.215	I	18,973	4,787	Sustainable Agriculture Research and Education	SUB00001404	Univ Of Georgia	
10.215	I	1,635	-	Sustainable Agriculture Research and Education	SUBAWARD #M1803789	Texas A&M Agrilife Research	
10.215	I	39,336	-	Sustainable Agriculture Research and Education	SUB00001772	Univ Of Georgia	
10.215	I	10,281	-	Sustainable Agriculture Research and Education	85698-Q2566201	Univ Of Maryland, College Park	
10.215	I	812	-	Sustainable Agriculture Research and Education	RD309-137/S001468	Univ Of Georgia	
10.215	I	32,813	-	Sustainable Agriculture Research and Education	SUB00001993	Univ Of Georgia	
10.215	I	3,839	-	Sustainable Agriculture Research and Education	SUB00002014	Univ Of Georgia	
10.215	I	13,009	-	Sustainable Agriculture Research and Education	SUB0001669	University of Georgia	
10.216	D	335,581	31,900	1890 Institution Capacity Building Grants			
10.216	I	18,914	-	1890 Institution Capacity Building Grants	Subaward No: H007164301	University of Minnesota	
10.217	D	57,412	-	Higher Education - Institution Challenge Grants Program			
10.220	D	1,188	-	Higher Education - Multicultural Scholars Grant Program			
10.226	I	22,377	-	Secondary and Two-Year Postsecondary Agriculture Education Challenge Grants	AE1971-SB-850952	Univ Of Idaho	
10.250	D	133,916	-	Agricultural and Rural Economic Research, Cooperative Agreements and Collaborations			
10.290	D	37,348	-	Agricultural Market and Economic Research			
10.304	D	22,540	-	Homeland Security Agricultural			
10.304	I	389	-	Homeland Security Agricultural	RC106556C	Michigan State University	
10.304	I	38,422	-	Homeland Security Agricultural	UFDSP00011542 / P0019073	Univ Of Florida	
10.310	D	181,996	-	Agriculture and Food Research Initiative (AFRI)			
10.310	I	(14,560)	-	Agriculture and Food Research Initiative (AFRI)	25-6239-0235-305	Univ Of Nebraska- Lincoln	
10.310	I	6,420	-	Agriculture and Food Research Initiative (AFRI)	9500077010	Univ Of Tennessee	
10.310	I	17,500	-	Agriculture and Food Research Initiative (AFRI)	GG12175.PO #2132078	Univ Of Virginia	
10.310	I	11,354	-	Agriculture and Food Research Initiative (AFRI)	3200001832-18-312	Univ Of Kentucky	
10.310	I	16,355	-	Agriculture and Food Research Initiative (AFRI)	1-569908.NCST	Oklahoma State Univ.	
10.310	I	495	-	Agriculture and Food Research Initiative (AFRI)	UA2020-189	Univ of Arkansas	
10.310	I	38,732	-	Agriculture and Food Research Initiative (AFRI)	3200000565-17-02,PO#7800003360	Univ of Kentucky Research Found	
10.310	I	34,483	-	Agriculture and Food Research Initiative (AFRI)	SUBAWARD NO: 32375SUB2507	The University of Vermont	
10.310	I	4,670	-	Agriculture and Food Research Initiative (AFRI)	Z5775006	University of Maryland	
10.310	I	4,491	-	Agriculture and Food Research Initiative (AFRI)	RC108266ASU	Michigan State University	
10.311	D	165,267	-	Beginning Farmer and Rancher Development Program			
10.311	I	19,507	-	Beginning Farmer and Rancher Development Program	2017-1521	Orange County Part. For Youth	
10.311	I	23,474	-	Beginning Farmer and Rancher Development Program	91161-03	University of Arkansas Fayetteville	
10.319	I	17,686	-	Farm Business Management and Benchmarking Competitive Grants Program	Subaward No: C00066315-1	University of Missouri-Columbia	
10.319	I	8,510	-	Farm Business Management and Benchmarking Competitive Grants Program	SUBAWARD NO: 60584-Z5064201	University of Maryland	
10.328	I	1,514	-	National Food Safety Training, Education, Extension, Outreach, and Technical Assistance Competitive Grants Program	UFDSP00012350 P0099377	Univ Of Florida	
10.328	I	37,913	-	National Food Safety Training, Education, Extension, Outreach, and Technical Assistance Competitive Grants Program	9500061989	Univ Of Tennessee	
10.328	I	23,519	-	National Food Safety Training, Education, Extension, Outreach, and Technical Assistance Competitive Grants Program	545954-19071	Virginia Polytech Inst.	
10.329	D	1,182,512	189,836	Crop Protection and Pest Management Competitive Grants Program			
10.329	I	3,162	-	Crop Protection and Pest Management Competitive Grants Program	2020-1741	Southern Region Ipm Center	
10.351	D	(88)	-	Rural Business Development Grant			
10.435	D	100,184	-	State Mediation Grants			
10.443	D	46,568	9,900	Outreach and Assistance for Socially Disadvantaged and Veteran Farmers and Ranchers			
10.475	D	4,250,860	-	Cooperative Agreements with States for Intrastate Meat and Poultry Inspection			
10.479	D	51,999	-	Food Safety Cooperative Agreements			
10.500	D	20,599,125	143,055	Cooperative Extension Service			
10.500	I	28,679	-	Cooperative Extension Service	S19065	Kansas State University	
10.500	I	6,282	-	Cooperative Extension Service	31011-17	Univ Of Arkansas	
10.500	I	5,617	-	Cooperative Extension Service	5969-NCSU-UM-3501	Pennsylvania State Univ	
10.500	I	109,635	-	Cooperative Extension Service	S19082.01	Kansas State University	
10.500	I	4,998	-	Cooperative Extension Service	31011-01	Univ Of Arkansas	

SCHEDULE OF EXPENDITURES OF FEDERAL AWARDS (DETAIL)

For the Fiscal Year Ended June 30, 2020

CFDA Number	Direct / Indirect	Program Expenditures	Amount Provided to Subrecipients	CFDA Program Title	Pass-Through Entity Number	Pass-Through Entity Name	Additional Award Information
10.500	I	192,393	-	Cooperative Extension Service	RC105427NCSU	Michigan State University	
10.500	I	25,871	-	Cooperative Extension Service	S18041	Kansas State University	
10.500	I	102,006	-	Cooperative Extension Service	A00-0983-S081	Kansas State University	
10.500	I	12,944	-	Cooperative Extension Service	C00059381-3	Curators Of Univ Of Missouri	
10.500	I	87,415	-	Cooperative Extension Service	3-580840.02	Oklahoma State Univ.	
10.500	I	3,855	-	Cooperative Extension Service	31007-03/PO0053350	University of Arkansas	
10.500	I	4,925	-	Cooperative Extension Service	Subaward No: 5938-NCAT-UM-3501	Pennsylvania State University	
10.500	I	40,743	-	Cooperative Extension Service	60068705	Ohio State University Press	
10.515	D	8,519	-	Renewable Resources Extension Act and National Focus Fund Projects			
10.541	D	53,730	-	Child Nutrition-Technology Innovation Grant			
10.557	D	158,921,214	46,491,102	WIC Special Supplemental Nutrition Program for Women, Infants, and Children			
10.558	D	70,499,325	69,320,664	Child and Adult Care Food Program			
10.558	D	23,571,260	23,571,260	COVID-19 - Child and Adult Care Food Program			
10.560	D	10,509,599	-	State Administrative Expenses for Child Nutrition			
10.572	D	124,014	-	WIC Farmers' Market Nutrition Program (FMNP)			
10.576	D	71,161	-	Senior Farmers Market Nutrition Program			
10.579	D	803,912	803,912	Child Nutrition Discretionary Grants Limited Availability			
10.582	D	3,887,867	-	Fresh Fruit and Vegetable Program			
10.614	I	7,042	-	Scientific Cooperation Exchange Program with China	C00062986-1	Univ Of Missouri - Columbia	
10.652	D	518,306	-	Forestry Research			
10.664	D	4,225,416	519,377	Cooperative Forestry Assistance			
10.664	I	7,866	-	Cooperative Forestry Assistance	2020-1790	South Carolina Forestry Comm.	
10.674	D	188,567	-	Wood Utilization Assistance			
10.675	D	4,963	-	Urban and Community Forestry Program			
10.676	D	30,979	-	Forest Legacy Program			
10.678	D	29,108	-	Forest Stewardship Program			
10.680	D	465,935	-	Forest Health Protection			
10.683	D	103,466	42,655	National Fish and Wildlife Foundation			
10.684	D	36,292	-	International Forestry Programs			
10.691	D	4,107	-	Good Neighbor Authority			
10.699	D	291,301	-	Partnership Agreements			
10.707	D	60,171	-	Research Joint Venture and Cost Reimbursable Agreements			
10.762	D	4,169	-	Solid Waste Management Grants			
10.771	D	36,644	14,955	Rural Cooperative Development Grants			
10.855	D	327,950	-	Distance Learning and Telemedicine Loans and Grants			
10.902	D	550,218	-	Soil and Water Conservation			
10.912	D	175,276	71,135	Environmental Quality Incentives Program			
10.960	I	1,973	-	Technical Agricultural Assistance	2019-0868	Nappo	
10.962	D	338,175	-	Cochran Fellowship Program-International Training-Foreign Participant			
10.U01	D	964,567	-	U. S. Department of Agriculture			Phytosanitary Fees
10.U02	D	46,162	-	U. S. Department of Agriculture			G-240953
10.U03	I	6,739	-	U. S. Department of Agriculture	2019-0897	Vebcog	2019-0897
10.U04	D	20,000	-	U. S. Department of Agriculture			900-0100-001-00279
		373,724,642	193,367,135	Total — Other Programs — U. S. Department of Agriculture			

U. S. Department of Commerce

11.012	I	34,753	-	Integrated Ocean Observing System (IOOS)	IOOS.16(028)ECU/CSI.MM.OBS.4	Southeast Coastal Ocean Observing Regional Assn	
11.020	D	320,767	-	Cluster Grants			
11.303	D	235,139	-	Economic Development Technical Assistance			
11.313	I	2,352	-	Trade Adjustment Assistance for Firms	T8708-S756	University System Of Georgia	
11.407	D	56,570	-	Interjurisdictional Fisheries Act of 1986			
11.417	D	653,458	380,405	Sea Grant Support			
11.417	I	65,657	19,017	Sea Grant Support	USM-8006110-01	Univ Of Southern Mississippi	
11.417	I	39,609	-	Sea Grant Support	2018-2019-001	Universidad De Puerto Rico Colegio Universitario Ponce	
11.419	D	2,620,544	-	Coastal Zone Management Administration Awards			
11.420	D	666,913	-	Coastal Zone Management Estuarine Research Reserves			
11.431	D	105,582	8,016	Climate and Atmospheric Research			
11.431	I	13,743	-	Climate and Atmospheric Research	2020-33	University of Oklahoma	
11.435	D	202,020	-	Southeast Area Monitoring and Assessment Program			
11.439	D	94,834	-	Marine Mammal Data Program			
11.459	I	37,130	-	Weather and Air Quality Research	NA18OAR4590365	Nurture Nature Ctr	
11.468	I	86,630	-	Applied Meteorological Research	TASK ORDER#2018-2960	Synoptic Data	
11.468	I	114,355	-	Applied Meteorological Research	NA19NWS4680003	National Oceanic and Atmospheric Administration	
11.472	D	33,277	-	Unallied Science Program			
11.474	D	203,225	-	Atlantic Coastal Fisheries Cooperative Management Act			
11.474	I	18,752	8,048	Atlantic Coastal Fisheries Cooperative Management Act	18-501	Asmfc	
11.478	D	9,202	-	Center for Sponsored Coastal Ocean Research Coastal Ocean Program			
11.549	D	435,746	-	State and Local Implementation Grant Program			

SCHEDULE OF EXPENDITURES OF FEDERAL AWARDS (DETAIL)

For the Fiscal Year Ended June 30, 2020

Federal		Amount		CFDA Program Title	Pass-Through Entity Number	Pass-Through Entity Name	Additional Award Information
CFDA Number	Direct / Indirect	Program Expenditures	Provided to Subrecipients				
11.609	D	103,703	-	Measurement and Engineering Research and Standards			
11.609	I	14,133	-	Measurement and Engineering Research and Standards	G-99042-13	Colorado State University	
11.611	D	3,789,538	849,166	Manufacturing Extension Partnership			
11.611	I	13,046	-	Manufacturing Extension Partnership	70NANB17H304-DEMEP001	Delaware Tech Cc	
11.619	D	10,267	-	Arrangements for Interdisciplinary Research Infrastructure			
11.U01	I	13,404	-	U. S. Department of Commerce	PO#2000030024 13540-FB40	Univ Of South Carolina	NA16OAR4310163
		9,994,349	1,264,652	Total — Other Programs — U. S. Department of Commerce			
U. S. Department of Defense							
12.002	D	553,222	-	Procurement Technical Assistance For Business Firms			
12.002	I	75,575	-	Procurement Technical Assistance For Business Firms	UNC-C 2019-2 (DLA)	Small Business and Technology Development Center	
12.300	D	1,504,192	-	Basic and Applied Scientific Research			
12.300	I	63,091	12,671	Basic and Applied Scientific Research	W9126G-17-2-0025	Cooperative Ecosystem Studies	
12.300	I	3,024	-	Basic and Applied Scientific Research	2206-202-2023940	Clemson University	
12.300	I	19,546	-	Basic and Applied Scientific Research	406300 SUB1	The Catholic University of America	
12.357	I	154,453	-	ROTC Language and Culture Training Grants	PGO1801-NCSU-12-PGO-051-P	Institute Of Int'L Education	
12.400	D	441,454	-	Military Construction, National Guard			
12.401	D	32,047,377	-	National Guard Military Operations and Maintenance (O&M) Projects			
12.404	D	6,829,076	-	National Guard ChalleNGe Program			
12.420	D	701,103	58,476	Military Medical Research and Development			
12.420	I	17,892	-	Military Medical Research and Development	7137164	Rhode Island Hospital	
12.431	D	1,389,870	93,011	Basic Scientific Research			
12.431	I	52,764	-	Basic Scientific Research	UFDSP00012222-5/ PO0088902	University of Florida	
12.556	I	5,281	-	Competitive Grants: Promoting K-12 Student Achievement at Military-Connected Schools	A16-0138	Wayne County Public Schools	
12.598	D	271,911	69,017	Centers for Academic Excellence			
12.617	D	1,372,889	146,791	Economic Adjustment Assistance for State Governments			
12.630	D	912,532	393,354	Basic, Applied, and Advanced Research in Science and Engineering			
12.630	I	13,634	-	Basic, Applied, and Advanced Research in Science and Engineering	19-871-104	National Science Teachers Association	
12.630	I	1,463	-	Basic, Applied, and Advanced Research in Science and Engineering	20-871-029	National Science Teachers Association	
12.630	I	241	-	Basic, Applied, and Advanced Research in Science and Engineering	Email dated 1/17/2020	Army Educational Outreach Program (AEOP)	
12.740	I	305,782	-	Past Conflict Accounting	4790; PO# 960893	Henry M Jackson Foundation	
12.740	I	191,490	-	Past Conflict Accounting	4853 PO969333	Henry M Jackson Foundation	
12.740	I	27,258	-	Past Conflict Accounting	0000000509	University of Wisconsin Board of Regents	
12.800	D	308,832	-	Air Force Defense Research Sciences Program			
12.900	D	159,757	-	Language Grant Program			
12.902	D	281,330	18,394	Information Security Grants			
12.903	D	64,483	-	GenCyber Grants Program			
12.910	D	11,336	-	Research and Technology Development			
12.U01	D	1,317,423	-	U. S. Department of Defense			#DCBR-CA-11
12.U02	D	1,210	-	U. S. Department of Defense			Department of Education Troops to Teachers
12.U03	D	14,732	-	U. S. Department of Defense			G-210222
12.U04	D	34,755	-	U. S. Department of Defense			2005-0881
12.U05	I	574	-	U. S. Department of Defense	1486	Small Business Group, Inc.	W912HN-12-D-0024
12.U06	D	279,237	-	U. S. Department of Defense			Program Manager in Defense Sciences
12.U07	I	27,912	-	U. S. Department of Defense	PO2003292859/96016927 CLIN 6	Johns Hopkins University	MEDE CRA PRI
12.U08	I	19,779	-	U. S. Department of Defense	1316.GS.UNCC. 17.01	TDA Research, Inc.	Rewarming Solutions - Cryopreserved
12.U09	D	86	-	U. S. Department of Defense			Visual Analytics on the spread of P
12.U10	I	62,310	-	U. S. Department of Defense	2975-2017-0678	IRflex Corporation	STTR: Development of optical fibers
12.U11	I	32,791	-	U. S. Department of Defense	PO #8000-00112364	Rolls-Royce, PLC	Optimization Tools for Machining
12.U12	I	3,383	-	U. S. Department of Defense	S-001000	University of California, Riverside	Treatment of PFAS from Waste
12.U13	I	5,400	-	U. S. Department of Defense	TSC-1190-60000/PO#205402	Technology Services Corporation	Air Force University Engineering
12.U14	I	8,381	-	U. S. Department of Defense	2975-2018-0811	Nanohmics, Inc.	STTR: IR Scatter of nonlinear optic
12.U15	I	86,185	-	U. S. Department of Defense	DATED 08/01/2018	Hyperion Technology Group, Inc.	CERDEC Energy Mgmt System Tech Sup
12.U16	I	56,946	-	U. S. Department of Defense	2975-2018-0354	Nanohmics, Inc.	SBIR: Phase II - Optical Boundary
12.U17	I	197,418	-	U. S. Department of Defense	19-12-82709	Research Foundation of SUNY	PANACEA: Social Engineering Attacks
12.U18	I	44,543	-	U. S. Department of Defense	598094-78050	Northeastern University	Advancing Warfighter Technologies
12.U19	I	27,761	-	U. S. Department of Defense	M67854-17-C-6509	Nanohmics, Inc.	Light Secure, See-Through Display
12.U20	I	22,262	-	U. S. Department of Defense	S19001	MZA Associates Corporation	STTR: Semi-Analytic Fresnel Prop
12.U21	I	18,003	-	U. S. Department of Defense	US001-0000753894	Battelle Memorial Institute	NC Strategic Partnership
12.U22	I	2,739	-	U. S. Department of Defense	2975-20-0246	Nanohmics, Inc.	STTR: STTR Phase II: IR Scatter of
12.U23	I	19,295	-	U. S. Department of Defense	FA9451-17-C-0424 P00003	Rochester Precision Optics, LLC	Fabrication of Fast Axis Collimator
12.U24	D	18,383	-	U. S. Department of Defense			Project Title: Improving provider s
12.U25	I	14,100	-	U. S. Department of Defense	MON001-S-016-06 / PO# 009031	DZYNE Technologies, Inc	Air Force Univ Eng Design Challenge
12.U26	D	7,842	-	U. S. Department of Defense			Valuing diversity: a group-value ap
12.U27	I	13,444	-	U. S. Department of Defense	TSI-2640-20-2020968	Triton Systems, Inc.	Real Time Muzzle Velocity Feedback

SCHEDULE OF EXPENDITURES OF FEDERAL AWARDS (DETAIL)

For the Fiscal Year Ended June 30, 2020

Federal		Amount		CFDA Program Title	Pass-Through Entity Number	Pass-Through Entity Name	Additional Award Information
CFDA Number	Direct / Indirect	Program Expenditures	Provided to Subrecipients				
12.U28	I	2,034	-	U. S. Department of Defense	S20-1014	MZA Associates Corporation	SBIR: Semi-Analytic Phase II
12.U29	I	4,999	-	U. S. Department of Defense	Amendment 2 see 530967	Center for Open Science	Replication of "Valsitersity":
		<u>50,124,785</u>	<u>791,714</u>	Total — Other Programs — U. S. Department of Defense			
<u>U. S. Department of Housing and Urban Development</u>							
14.171	D	98,124	-	Manufactured Home Dispute Resolution			
14.228	D	92,529,559	49,446,828	Community Development Block Grants/State's program and Non-Entitlement Grants in Hawaii			
14.231	D	5,175,603	4,853,639	Emergency Solutions Grant Program			
14.241	D	1,864,409	460,383	Housing Opportunities for Persons with AIDS			
14.401	D	113,035	-	Fair Housing Assistance Program State and Local			
		<u>99,780,730</u>	<u>54,760,850</u>	Total — Other Programs — U. S. Department of Housing and Urban Development			
<u>U. S. Department of Interior</u>							
15.424	I	10,185	-	Marine Minerals Activities	SCDNR FY 2017-014; M14AC00012	South Carolina Dept of Nat Resources	
15.506	D	62,179	33,773	Water Desalination Research and Development			
15.608	D	249,760	-	Fish and Wildlife Management Assistance			
15.608	I	5,105	-	Fish and Wildlife Management Assistance	E2046561	George Mason University	
15.614	D	2,464,436	-	Coastal Wetlands Planning, Protection and Restoration			
15.615	D	316,448	40,105	Cooperative Endangered Species Conservation Fund			
15.616	D	183,255	147,507	Clean Vessel Act			
15.622	D	132,995	-	Sportfishing and Boating Safety Act			
15.630	D	46,329	-	Coastal			
15.631	D	7,955	-	Partners for Fish and Wildlife			
15.634	D	1,610,993	134,265	State Wildlife Grants			
15.650	D	23,272	-	Research Grants (Generic)			
15.657	D	100,544	45,609	Endangered Species Recovery Implementation			
15.664	D	13,157	-	Fish and Wildlife Coordination and Assistance			
15.669	D	23,103	-	Cooperative Landscape Conservation			
15.670	D	20,478	-	Adaptive Science			
15.674	D	1,862	-	National Fire Plan-Wildland Urban Interface Community Fire Assistance			
15.678	D	38,497	-	Cooperative Ecosystem Studies Units			
15.808	D	394,918	-	U.S. Geological Survey Research and Data Collection			
15.810	D	163,413	-	National Cooperative Geologic Mapping			
15.815	I	3,217	-	National Land Remote Sensing Education Outreach and Research	AV18-NC-01	AmericaView	
15.820	D	27,373	-	National and Regional Climate Adaptation Science Centers			
15.904	D	944,494	95,100	Historic Preservation Fund Grants-In-Aid			
15.916	D	3,600,899	-	Outdoor Recreation Acquisition, Development and Planning			
15.923	I	6,766	-	National Center for Preservation Technology and Training	P19AP00137	Natl Park Service	
15.926	D	118,215	-	American Battlefield Protection			
15.931	D	5,367	-	Conservation Activities by Youth Service Organizations			
15.945	D	294,556	9,932	Cooperative Research and Training Programs – Resources of the National Park System			
15.957	D	30,301	-	Emergency Supplemental Historic Preservation Fund			
15.U01	D	37,221	-	U. S. Department of the Interior			
15.U02	I	13,092	-	U. S. Department of the Interior	2975-19-0098	NuSpot Technologies, LLC	2020-1528 IPA SBIR: Super-resolving Phase Filter
		<u>10,950,385</u>	<u>506,291</u>	Total — Other Programs — U. S. Department of Interior			
<u>U. S. Department of Justice</u>							
16.017	D	743,818	743,818	Sexual Assault Services Formula Program			
16.034	D	4,912	-	Coronavirus Emergency Supplemental Funding Program			
16.525	D	246,528	28,988	Grants to Reduce Domestic Violence, Dating Violence, Sexual Assault, and Stalking on Campus			
16.525	I	42,985	-	Grants to Reduce Domestic Violence, Dating Violence, Sexual Assault, and Stalking on Campus	2017-WA-AX-0048	University of NC - Pembroke	
16.540	D	592,724	311,253	Juvenile Justice and Delinquency Prevention			
16.543	D	364,186	-	Missing Children's Assistance			
16.550	D	11,583	-	State Justice Statistics Program for Statistical Analysis Centers			
16.554	D	273,838	-	National Criminal History Improvement Program (NCHIP)			
16.560	D	293,808	-	National Institute of Justice Research, Evaluation, and Development Project Grants			
16.562	D	41,298	-	Criminal Justice Research and Development Graduate Research Fellowships			
16.575	D	70,888,234	51,734,807	Crime Victim Assistance			
16.576	D	2,692,291	2,501,094	Crime Victim Compensation			
16.585	D	23,982	-	Drug Court Discretionary Grant Program			
16.585	I	90,059	-	Drug Court Discretionary Grant Program	2019-VC-BX-0081	Harnett County	
16.585	I	1,755	-	Drug Court Discretionary Grant Program	2019-DC-BX-0035	Washington County	
16.588	D	4,378,924	3,097,102	Violence Against Women Formula Grants			
16.590	D	203,433	-	Grants to Encourage Arrest Policies and Enforcement of Protection Orders Program			
16.590	I	133,767	-	Grants to Encourage Arrest Policies and Enforcement of Protection Orders Program	2017-WE-AX-0026	Haywood County	

SCHEDULE OF EXPENDITURES OF FEDERAL AWARDS (DETAIL)

For the Fiscal Year Ended June 30, 2020

Federal							
CFDA	Direct /	Program	Amount				
Number	Indirect	Expenditures	Provided to	CFDA Program Title	Pass-Through Entity Number	Pass-Through Entity Name	Additional Award Information
			Subrecipients				
16.590	I	112,694	-	Grants to Encourage Arrest Policies and Enforcement of Protection Orders Program	A16-0190-005	Pitt County	
16.593	D	171,092	-	Residential Substance Abuse Treatment for State Prisoners			
16.606	D	7,001,603	-	State Criminal Alien Assistance Program			
16.710	D	466,710	-	Public Safety Partnership and Community Policing Grants			
16.726	I	46,638	-	Juvenile Mentoring Program	2019-1289/2018-JU-FX-0005	National 4-H Council	
16.738	D	4,426,563	2,899,936	Edward Byrne Memorial Justice Assistance Grant Program			
16.741	D	1,333,747	-	DNA Backlog Reduction Program			
16.742	D	559,829	-	Paul Coverdell Forensic Sciences Improvement Grant Program			
16.745	I	21,569	-	Criminal and Juvenile Justice and Mental Health Collaboration Program	SHARP	Pitt County	
16.750	D	298,741	-	Support for Adam Walsh Act Implementation Grant Program			
16.751	D	71,766	-	Edward Byrne Memorial Competitive Grant Program			
16.752	D	293,462	-	Economic, High-Tech, and Cyber Crime Prevention			
16.756	I	33,475	-	Court Appointed Special Advocates	NC10837-18-0719-M1	National CASA	
16.812	D	247,883	-	Second Chance Act Reentry Initiative			
16.816	D	54,492	54,492	John R. Justice Prosecutors and Defenders Incentive Act			
16.820	D	279,668	-	Postconviction Testing of DNA Evidence			
16.827	D	376,887	-	Justice Reinvestment Initiative			
16.830	D	104,299	-	Girls in the Juvenile Justice System			
16.833	D	123,600	-	National Sexual Assault Kit Initiative			
16.833	I	11,874	-	National Sexual Assault Kit Initiative	PO#19022520	Charlotte Mecklenburg Police Dept	
16.836	D	259,269	-	Indigent Defense			
16.838	I	27,817	-	Comprehensive Opioid, Stimulant, and Substance Abuse Program	Contract # 34582191	Mecklenburg County	
16.839	D	3,195	-	STOP School Violence			
16.922	D	2,422,085	-	Equitable Sharing Program			
16.U01	D	85,761	78,976	U. S. Department of Justice			G-270125
		<u>99,862,844</u>	<u>61,450,466</u>	Total — Other Programs — U. S. Department of Justice			

U. S. Department of Labor

17.002	D	1,599,424	-	Labor Force Statistics			
17.005	D	168,176	-	Compensation and Working Conditions			
17.201	D	647,735	280,300	Registered Apprenticeship			
17.225	D	1,268,457,357	-	Unemployment Insurance			
17.225	D	4,204,244,818	-	COVID-19 - Unemployment Insurance			
17.235	D	1,874,033	1,823,220	Senior Community Service Employment Program			
17.245	D	2,508,132	-	Trade Adjustment Assistance			
17.261	D	138,880	-	WIOA Pilots, Demonstrations, and Research Projects			
17.265	D	345,695	86,887	Native American Employment and Training			
17.268	D	2,480,013	970,747	H-1B Job Training Grants			
17.271	D	593,913	-	Work Opportunity Tax Credit Program (WOTC)			
17.273	D	493,491	-	Temporary Labor Certification for Foreign Workers			
17.274	D	335,262	-	YouthBuild			
17.277	D	5,081,441	5,017,479	WIOA National Dislocated Worker Grants / WIA National Emergency Grants			
17.277	D	50,000	50,000	COVID-19 - WIOA National Dislocated Worker Grants / WIA National Emergency Grants			
17.281	D	2,231,727	-	WIOA Dislocated Worker National Reserve Technical Assistance and Training			
17.281	I	593,744	-	WIOA Dislocated Worker National Reserve Technical Assistance and Training	0-2031-33	Cape Fear COG	
17.283	D	27,144	-	Workforce Innovation Fund			
17.285	D	687,337	541,203	Apprenticeship USA Grants			
17.502	D	46,875	34,985	Occupational Safety and Health Susan Harwood Training Grants			
17.503	D	5,614,234	-	Occupational Safety and Health State Program			
17.504	D	1,533,899	-	Consultation Agreements			
17.600	D	125,783	-	Mine Health and Safety Grants			
17.U01	D	14,574	-	U. S. Department of Labor			G-270121
17.U02	D	4,767	-	U. S. Department of Labor			WIOA Finish Line Grant
		<u>5,499,898,454</u>	<u>8,804,821</u>	Total — Other Programs — U. S. Department of Labor			

U. S. Department of State

19.009	I	150,411	-	Academic Exchange Programs - Undergraduate Programs	FY19-YALI-CL-App-04 APP-05	IREX	
19.040	I	1,079	-	Public Diplomacy Programs	100K-257ARG-02	Partners of America Inc	
19.400	I	41,482	-	Academic Exchange Programs - Graduate Students	20320-19	Amideast	
19.408	I	179,321	-	Academic Exchange Programs - Teachers	FY19-TEA-ASU-01	IREX	
19.901	I	284	-	Export Control and Related Border Security	FSCX-17-63351-0	U.S. Civilian Research and Development Foundation	
19.U01	I	96,221	-	U. S. Department of State	FSC1901_UNCCH_1.15.19	Institute of International Education Inc	Fulbright U.S. Program PreDeparture
19.U02	I	90,913	-	U. S. Department of State	FSC1901_UNCCH_1.15.19	Institute of International Education Inc	Fulbright U.S. Program PreDeparture
19.U03	I	12,562	-	U. S. Department of State	None Dated 11/21/2019	World Learning	Capacity Bldg Prog US Study Abroad
19.U04	I	2,389	-	U. S. Department of State	None Dated 11/21/2019	World Learning	Capacity Bldg Prog US Study Abroad
		<u>574,662</u>	-	Total — Other Programs — U. S. Department of State			

SCHEDULE OF EXPENDITURES OF FEDERAL AWARDS (DETAIL)

For the Fiscal Year Ended June 30, 2020

Federal		Amount					
CFDA	Direct /	Program	Amount	CFDA Program Title	Pass-Through Entity Number	Pass-Through Entity Name	Additional Award Information
Number	Indirect	Expenditures	Provided to Subrecipients				
<u>U. S. Department of Transportation</u>							
20.106	D	33,081,811	32,900,477	Airport Improvement Program			
20.106	D	772,708	703,708	COVID-19 - Airport Improvement Program			
20.200	D	184,168	(1,391)	Highway Research and Development Program			
20.200	I	56,690	-	Highway Research and Development Program	019859WO1A	Iowa State University	
20.200	I	36,577	-	Highway Research and Development Program	019859WO2A	Iowa State University	
20.215	D	247,521	-	Highway Training and Education			
20.218	D	10,457,452	-	Motor Carrier Safety Assistance			
20.232	D	41,589	-	Commercial Driver's License Program Implementation Grant			
20.233	D	25,596	-	Border Enforcement Grants			
20.237	D	738,701	-	Motor Carrier Safety Assistance High Priority Activities Grants and Cooperative Agreements			
20.301	D	6,929	-	Railroad Safety			
20.314	D	160,537	-	Railroad Development			
20.319	D	1,170,442	-	High-Speed Rail Corridors and Intercity Passenger Rail Service – Capital Assistance Grants			
20.325	D	3,602	-	Consolidated Rail Infrastructure and Safety Improvements			
20.505	D	1,585,004	1,515,937	Metropolitan Transportation Planning and State and Non-Metropolitan Planning and Research			
20.509	D	25,423,702	23,353,459	Formula Grants for Rural Areas and Tribal Transit Program			
20.509	D	9,841	-	COVID-19 - Formula Grants for Rural Areas and Tribal Transit Program			
20.527	D	2,292	2,292	Public Transportation Emergency Relief Program			
20.528	D	442,939	-	Rail Fixed Guideway Public Transportation System State Safety Oversight Formula Grant Program			
20.614	D	151,688	-	National Highway Traffic Safety Administration (NHTSA) Discretionary Safety Grants and Cooperative Agreements			
20.700	D	680,822	-	Pipeline Safety Program State Base Grant			
20.701	D	1,146,569	815,267	University Transportation Centers Program			
20.701	I	84,487	-	University Transportation Centers Program	21-1100-5726-UNCC	San Jose State University Research Foundation	
20.703	D	869,866	639,305	Interagency Hazardous Materials Public Sector Training and Planning Grants			
20.933	D	4,067,183	635,025	National Infrastructure Investments			
20.U01	I	47,043	-	U. S. Department of Transportation	TDMNCSU20	Triangle J Coun Govt	2019-1635 TDMNCSU20
20.U02	I	7,703	6,114	U. S. Department of Transportation	19-072	Go Triangle	2019-3114 19-072
20.U03	I	201,202	-	U. S. Department of Transportation	19-072	Go Triangle	2019-3114 19-072
20.U04	I	2,877	1,368	U. S. Department of Transportation	2018-2219	Go Triangle	2018-2219
20.U05	I	37,793	-	U. S. Department of Transportation	2018-004	Toxcel, LLC	693JJ918F000208/DTNH2217D00040
		<u>81,745,333</u>	<u>60,571,561</u>	Total — Other Programs — U. S. Department of Transportation			
<u>U. S. Department of the Treasury Internal Revenue Service (IRS)</u>							
21.008	D	101,363	-	Low Income Taxpayer Clinics			
21.016	D	363,812	-	Equitable Sharing			
21.019	D	<u>374,707,232</u>	<u>324,841,560</u>	COVID-19 - Coronavirus Relief Fund			
		<u>375,172,407</u>	<u>324,841,560</u>	Total — Other Programs — U. S. Department of the Treasury Internal Revenue Service (IRS)			
<u>U. S. Appalachian Regional Commission</u>							
23.001	D	329,056	-	Appalachian Regional Development (See individual Appalachian Programs)			
23.002	D	280,316	-	Appalachian Area Development			
23.011	D	<u>2,152,310</u>	<u>2,098,386</u>	Appalachian Research, Technical Assistance, and Demonstration Projects			
		<u>2,761,682</u>	<u>2,098,386</u>	Total — Other Programs — U. S. Appalachian Regional Commission			
<u>U. S. Equal Employment Opportunity Commission</u>							
30.U01	D	<u>55,920</u>	-	U. S. Equal Employment Opportunity Commission			EEC45310019C0075
		<u>55,920</u>	-	Total — Other Programs — U. S. Equal Employment Opportunity Commission			
<u>U. S. General Services Administration</u>							
39.003	D	<u>772,129</u>	-	Donation of Federal Surplus Personal Property			
		<u>772,129</u>	-	Total — Other Programs — U. S. General Services Administration			
<u>U. S. National Aeronautics and Space Administration</u>							
43.001	D	77,080	-	Science			
43.001	I	10,135	-	Science	0946	Rutgers University	
43.003	D	84,931	-	Exploration			
43.008	D	888,062	247,346	Office of Stem Engagement (OSTEM)			
43.U01	I	26,250	-	U. S. National Aeronautics and Space Administration	Letter Dated 9-23-03	National Action Council for Minorities in Engineering Inc	G-280155
43.U02	I	34,488	-	U. S. National Aeronautics and Space Administration	190210-19-02-C1	Universal Technology Company, LLC	Implementation of Fringe Projection
43.U03	I	12,616	-	U. S. National Aeronautics and Space Administration	2975-2019-0697	OptiPro Systems LLC	SBIR:Advanced NM Coordinate Metro

SCHEDULE OF EXPENDITURES OF FEDERAL AWARDS (DETAIL)

For the Fiscal Year Ended June 30, 2020

Federal CFDA Number	Direct / Indirect	Program Expenditures	Amount Provided to Subrecipients	CFDA Program Title	Pass-Through Entity Number	Pass-Through Entity Name	Additional Award Information
43.U04	D	19,415	-	U. S. National Aeronautics and Space Administration			
43.U05	I	271,232	164,583	U. S. National Aeronautics and Space Administration	NNX16AB87A	Pisgah Astronomical Research Institute - 45,810; Appalachian State University - 93,137; Cherokee Central Schools - 1,600; Jackson County NC Schools - 4,059; Macon County NC Schools - 6,107; Swain County NC Schools - 13,870	SBIR:Chromatic Interferometric Pro Supplement No:000006, DUNS:055397822
		1,424,208	411,929	Total — Other Programs — U. S. National Aeronautics and Space Administration			
U. S. National Foundation on the Arts and the Humanities							
45.024	D	143,007	-	Promotion of the Arts Grants to Organizations and Individuals			
45.024	I	5,000	-	Promotion of the Arts Grants to Organizations and Individuals	DANCE TOURING INITIATIVE	South Arts	
45.025	D	1,038,945	230,879	Promotion of the Arts Partnership Agreements			
45.129	I	243	-	Promotion of the Humanities Federal/State Partnership	17-33	North Carolina Humanities Council	
45.129	I	1,479	-	Promotion of the Humanities Federal/State Partnership	17-36	North Carolina Humanities Council	
45.129	I	389	-	Promotion of the Humanities Federal/State Partnership	18-4	North Carolina Humanities Council	
45.129	I	1,988	-	Promotion of the Humanities Federal/State Partnership	19-0107	North Carolina Humanities Council	
45.160	D	2,692	-	Promotion of the Humanities Fellowships and Stipends			
45.161	D	29,201	-	Promotion of the Humanities Research			
45.162	D	2,128	-	Promotion of the Humanities Teaching and Learning Resources and Curriculum Development			
45.163	D	1,895	-	Promotion of the Humanities Professional Development			
45.301	D	30,010	-	Museums for America			
45.309	D	101,290	-	Museum Grants for African American History and Culture			
45.310	D	4,221,813	2,727,336	Grants to States			
45.310	I	47,040	-	Grants to States	NC-19-26	State Library	
45.310	I	1,467	-	Grants to States	15-942-PE-02	NC State	
45.312	D	124,752	4,200	National Leadership Grants			
45.400	D	783	-	Peace Corps' Global Health and PEPFAR Initiative Program			
45.U01	I	800	-	U. S. National Foundation on the Arts and the Humanities	2018-3342	South Arts	2018-3342
		5,754,922	2,962,415	Total — Other Programs — U. S. National Foundation on the Arts and the Humanities			
U. S. National Science Foundation							
47.041	D	2,479,835	88,167	Engineering			
47.041	I	44,012	-	Engineering	100830-1/PO# 92559	Clarkson University	
47.041	I	50,373	-	Engineering	2975-2018-0843	GAMDAN Optics Inc.	
47.041	I	4,536	-	Engineering	1919233	National Science Foundation	
47.041	I	21,281	-	Engineering	331236	Nova Southeastern University	
47.041	I	45,494	-	Engineering	# 416951G	University of Rochester	
47.041	I	2,212	-	Engineering	416833-G	University of Rochester	
47.041	I	36,652	-	Engineering	416952-G	University of Rochester	
47.041	I	47,295	-	Engineering	417244G	University of Rochester	
47.041	I	35,342	-	Engineering	417245G	University of Rochester	
47.041	I	27,704	-	Engineering	417462/URFAO:GR5106330	University of Rochester	
47.041	I	9,171	-	Engineering	417463/URFAO: GR510865	University of Rochester	
47.041	I	48,191	-	Engineering	417464 / URFAO: GR106866	University of Rochester	
47.041	I	52,840	-	Engineering	417465 / URFAO: GR5106867	University of Rochester	
47.041	I	26,938	-	Engineering	417592/URFAO:GR510984	University of Rochester	
47.041	I	38,591	-	Engineering	417593/URFAO: GR510983	University of Rochester	
47.041	I	8,345	-	Engineering	417688	University of Rochester	
47.041	I	1,703	-	Engineering	UNCC8789	Western Michigan University	
47.041	I	9,203	-	Engineering	4101-83663	Purdue Univ	
47.041	I	47,385	-	Engineering	51214	University of Delaware	
47.049	D	1,258,579	7,950	Mathematical and Physical Sciences			
47.049	I	10,222	-	Mathematical and Physical Sciences	[G001686-7500	Southern Methodist University	
47.049	I	2,871	-	Mathematical and Physical Sciences	OXY-CURM0027	Occidental College	
47.049	I	5,052	-	Mathematical and Physical Sciences	19-0080	Brigham Young University	
47.050	D	1,230,806	51,992	Geosciences			
47.050	I	32,297	-	Geosciences	1(GG012596)	Trustees of Columbia University in New York City	
47.050	I	42,036	-	Geosciences	14-NSF-1026/EAR1338694	Duke Univ	
47.070	D	3,478,239	631,410	Computer and Information Science and Engineering			
47.070	I	76,218	-	Computer and Information Science and Engineering	1908843	National Science Foundation	
47.070	I	48,318	-	Computer and Information Science and Engineering	1910844	National Science Foundation	
47.070	I	34,591	-	Computer and Information Science and Engineering	1924057	National Science Foundation	
47.070	I	33,300	-	Computer and Information Science and Engineering	1936534	National Science Foundation	
47.070	I	7,382	-	Computer and Information Science and Engineering	Agreement No. ULRF 18-1153	University of Louisville Research Foundation, Inc	
47.070	I	25,030	-	Computer and Information Science and Engineering	26100691061	University of Texas at Arlington	
47.070	I	276,207	276,207	Computer and Information Science and Engineering	S9001482	University of California, San Diego	
47.074	D	2,087,394	7,452	Biological Sciences			

SCHEDULE OF EXPENDITURES OF FEDERAL AWARDS (DETAIL)

For the Fiscal Year Ended June 30, 2020

Federal		Amount					
CFDA	Direct /	Program	Provided to	CFDA Program Title	Pass-Through Entity Number	Pass-Through Entity Name	Additional Award Information
Number	Indirect	Expenditures	Subrecipients				
47.074	I	55,741	-	Biological Sciences	14-2657/PO 2000004359	University of South Carolina	
47.074	I	870	-	Biological Sciences	00010160-01/1655191/BB01320048	Regents of the University of California	
47.074	I	59,844	-	Biological Sciences	A17-0030-S0001	University of Alabama	
47.075	D	1,059,813	67,341	Social, Behavioral, and Economic Sciences			
47.075	I	11,188	-	Social, Behavioral, and Economic Sciences	2017-27	Davidson College	
47.075	I	59,717	-	Social, Behavioral, and Economic Sciences	25-1714-0206-002	University of Nebraska	
47.075	I	26,188	-	Social, Behavioral, and Economic Sciences	479862-19347	Virginia Polytechnic Inst and State Univ	
47.076	D	9,797,008	585,042	Education and Human Resources			
47.076	I	15,405	-	Education and Human Resources	1601452	Riverside Community College District	
47.076	I	115,338	-	Education and Human Resources	10000803-004	Purdue University	
47.076	I	24,651	-	Education and Human Resources	18-0072	University of Arizona	
47.076	I	27,399	-	Education and Human Resources	Subaward No. PU-NCAT-02-2017	Pacific University	
47.076	I	5,313	-	Education and Human Resources	19-0177	Consortium for Ocean Leadership	
47.076	I	84,054	24,000	Education and Human Resources	211238A	Boise State University	
47.076	I	504,051	61,179	Education and Human Resources	GA1125715580	University of Virginia	
47.079	D	31,579	-	Office of International Science and Engineering			
47.079	I	14,892	-	Office of International Science and Engineering	OICE-19-65490-0	U.S. Civilian Research and Development Foundation	
47.083	D	958,889	314,217	Integrative Activities			
47.U01	D	17,425	-	U. S. National Science Foundation			2016-0556 IPA
47.U02	D	82,630	-	U. S. National Science Foundation			IPA assignment with NSF
47.U03	I	4,863	-	U. S. National Science Foundation	417686/URFAO: GR511017	University of Rochester	Freeform Optics Metrology Round
47.U04	I	3,267	-	U. S. National Science Foundation	417685/URFAO: GR511016	University of Rochester	Freeform Lens Arrays Phase II
		<u>24,645,768</u>	<u>2,114,957</u>	Total — Other Programs — U. S. National Science Foundation			
U. S. Small Business Administration							
59.037	D	3,244,745	-	Small Business Development Centers			
59.037	I	342,352	-	Small Business Development Centers	UNC-C 2019-1 SBA	Small Business and Technology Development Center	
59.044	D	230,309	-	Veterans Outreach Program			
		<u>3,817,406</u>	<u>-</u>	Total — Other Programs — U. S. Small Business Administration			
U. S. Department of Veterans Affairs							
64.005	D	4,468,902	-	Grants to States for Construction of State Home Facilities			
64.027	D	6,357	-	Post-9/11 Veterans Educational Assistance			
64.028	D	308,250	-	Post-9/11 Veterans Educational Assistance			
64.124	D	379,347	-	All-Volunteer Force Educational Assistance			
64.203	D	4,030,741	-	Veterans Cemetery Grants Program			
64.U01	D	9,829	-	U. S. Department of Veterans Affairs			IPA Agreement-Further Implementation
		<u>9,203,426</u>	<u>-</u>	Total — Other Programs — U. S. Department of Veterans Affairs			
U. S. Environmental Protection Agency							
66.001	D	2,023,403	-	Air Pollution Control Program Support			
66.032	D	214,835	-	State Indoor Radon Grants			
66.034	D	439,920	-	Surveys, Studies, Research, Investigations, Demonstrations, and Special Purpose Activities Relating to the Clean Air Act			
66.040	D	160,676	-	State Clean Diesel Grant Program			
66.419	D	8,858,399	-	Water Pollution Control State, Interstate, and Tribal Program Support			
66.432	D	3,100,296	-	State Public Water System Supervision			
66.433	D	95,101	-	State Underground Water Source Protection			
66.444	D	3,830	-	Lead Testing in School and Child Care Program Drinking Water (SDWA 1464(d))			
66.454	D	247,761	-	Water Quality Management Planning			
66.456	D	755,516	-	National Estuary Program			
66.460	D	3,826,602	-	Nonpoint Source Implementation Grants			
66.461	D	29,018	2,142	Regional Wetland Program Development Grants			
66.462	D	188,787	-	National Wetland Program Development Grants and Five-Star Restoration Training Grant			
66.472	D	221,946	-	Beach Monitoring and Notification Program Implementation Grants			
66.509	D	137,888	-	Science To Achieve Results (STAR) Research Program			
66.511	I	1,055	-	Office of Research and Development Consolidated Research/Training/Fellowships	4951-RFA14-4/16-2-3	Health Effects Institute	
66.511	I	52,058	-	Office of Research and Development Consolidated Research/Training/Fellowships	E0199A-A	Oregon State Univ	
66.516	D	6,665	-	P3 Award: National Student Design Competition for Sustainability			
66.605	D	725,685	-	Performance Partnership Grants			
66.701	D	55,794	-	Toxic Substances Compliance Monitoring Cooperative Agreements			
66.707	D	120,176	-	TSCA Title IV State Lead Grants Certification of Lead-Based Paint Professionals			
66.708	D	119,253	11,965	Pollution Prevention Grants Program			
66.716	I	20,403	-	Research, Development, Monitoring, Public Education, Outreach, Training, Demonstrations, and Studies	2019-1564	Extension Foundation	
66.801	D	2,977,412	-	Hazardous Waste Management State Program Support			
66.802	D	1,351,679	-	Superfund State, Political Subdivision, and Indian Tribe Site-Specific Cooperative Agreements			

SCHEDULE OF EXPENDITURES OF FEDERAL AWARDS (DETAIL)

For the Fiscal Year Ended June 30, 2020

Federal			Amount				
CFDA	Direct /	Program	Provided to	CFDA Program Title	Pass-Through Entity Number	Pass-Through Entity Name	Additional Award Information
Number	Indirect	Expenditures	Subrecipients				
66.804	D	937,337	-	Underground Storage Tank (UST) Prevention, Detection, and Compliance Program			
66.805	D	2,610,302	-	Leaking Underground Storage Tank Trust Fund Corrective Action Program			
66.951	D	44,605	14,744	Environmental Education Grants			
66.U01	I	606	-	U. S. Environmental Protection Agency	7-312-0215574-65376L	Rti International	EP-C-16-021
66.U02	I	22,790	-	U. S. Environmental Protection Agency	2018-1592	Jacobs	EP-C-15-0008
66.U03	I	(623)	-	U. S. Environmental Protection Agency	SA-2017-65	Extension Foundation	8-3698001
		<u>29,349,175</u>	<u>28,851</u>	Total — Other Programs — U. S. Environmental Protection Agency			
<u>U. S. Nuclear Regulatory Commission</u>							
77.008	D	162,059	-	U. S. Nuclear Regulatory Commission Scholarship and Fellowship Program			
		<u>162,059</u>	-	Total — Other Programs — U. S. Nuclear Regulatory Commission			
<u>U. S. Department of Energy</u>							
81.041	D	1,271,616	-	State Energy Program			
81.042	D	5,333,434	5,004,097	Weatherization Assistance for Low-Income Persons			
81.086	D	438,310	115,538	Conservation Research and Development			
81.086	I	2,223	-	Conservation Research and Development	2019-3248	E4 Carolinas	
81.087	D	386,870	52,981	Renewable Energy Research and Development			
81.087	I	4	-	Renewable Energy Research and Development	10001630/DE-FOA-0000856	EPRI Electric Power Institute Inc	
81.087	I	73,949	-	Renewable Energy Research and Development	100035	Portland State University	
81.087	I	5,416	-	Renewable Energy Research and Development	100131	Portland State University	
81.117	D	498,647	31,503	Energy Efficiency and Renewable Energy Information Dissemination, Outreach, Training and Technical Analysis/Assistance			
81.117	I	(809)	-	Energy Efficiency and Renewable Energy Information Dissemination, Outreach, Training and Technical Analysis/Assistance	PEEIF486-01	Ucpcog	
81.119	D	119,292	-	State Energy Program Special Projects			
81.121	D	326,256	-	Nuclear Energy Research, Development and Demonstration			
81.128	I	95,023	-	Energy Efficiency and Conservation Block Grant Program (EECBG)	2019-SEEA-111	Southeast Energy Eff Alliance	
81.135	I	140,480	99,931	Advanced Research Projects Agency - Energy	5645-UNCC-EARPA-0801	Pennsylvania State University	
81.137	D	10,477	-	Minority Economic Impact			
81.U01	I	1,007	-	U. S. Department of Energy	Letter Dated 6-12-15	National Nuclear Security Administration	G-280875
81.U02	I	618	-	U. S. Department of Energy	Letter Dated 07-17-2018	Kansas City National Security Campus (KCNSC)	G-281024
81.U03	I	4,246	-	U. S. Department of Energy	CHECK #296167	Honeywell International Inc	G-281031
81.U04	I	53,173	-	U. S. Department of Energy	RELEASE NO 5 UBM 161615	Battelle Energy Alliance, Llc	5-161615/SOW-15952
81.U05	I	69,516	-	U. S. Department of Energy	309507	Brookhaven Science Associates, LLC	Support for Development of AIERCI
81.U06	I	4,047	-	U. S. Department of Energy	B621419	Lawrence Livermore Nat'l Lab	Surface Topography Measurements
81.U07	I	202,064	-	U. S. Department of Energy	390587	Battelle Memorial Institute	Increasing Distribution System
81.U08	I	47,592	-	U. S. Department of Energy	195684	Battelle Energy Alliance LLC	LDRD 18A12-132FP IN FY18
81.U09	I	5,048	-	U. S. Department of Energy	398387	Battelle Memorial Institute	Communication Bridge
81.U10	I	183,708	-	U. S. Department of Energy	PO# 4300152826	Consolidated Nuclear Security, LLC	SAM Task Order #430015826
81.U11	I	4,968	-	U. S. Department of Energy	PO# 4300154707	Consolidated Nuclear Security, LLC	Modulated Tool-Path Chip Breaking
81.U12	D	26,706	-	U. S. Department of Energy			Trusting Machine Learning
81.U13	I	19,625	-	U. S. Department of Energy	B632084	Lawrence Livermore Nat'l Lab	Surface Finish Measurement X-Ray
81.U14	I	36,438	-	U. S. Department of Energy	B632084	Lawrence Livermore Nat'l Lab	Surface Finish Measurement X-Ray
81.U15	I	84,530	-	U. S. Department of Energy	PO # N000294867	Honeywell Federal Manufacturing & Technologies, LLC	Non-Contact Dimensional Inspection
81.U16	I	49,892	-	U. S. Department of Energy	4000168055	UT-Battelle, LLC	Coordinated Control and Stability
81.U17	I	90,212	-	U. S. Department of Energy	B630948	Lawrence Livermore Nat'l Lab	In-process turning metrology and da
81.U18	I	30,324	-	U. S. Department of Energy	4000169978	UT-Battelle, LLC	Distributed Voltage Control
81.U19	D	53,028	29,564	U. S. Department of Energy			CAPER - Federal Memberships
81.U20	D	1,100	-	U. S. Department of Energy			CAPER - Federal Memberships
81.U21	I	224,770	-	U. S. Department of Energy	Task Order 4300160260	Consolidated Nuclear Security, LLC	CNS Task Order 4300160260
81.U22	I	257,051	-	U. S. Department of Energy	PO N000340727	Honeywell Federal Manufacturing & Technologies, LLC	Enhanced Optical Measurement Tech
81.U23	D	5,005	-	U. S. Department of Energy			CUDA Code Patterns
		<u>10,155,855</u>	<u>5,333,614</u>	Total — Other Programs — U. S. Department of Energy			
<u>U. S. Department of Education</u>							
84.002	D	17,181,866	15,599,169	Adult Education - Basic Grants to States			
84.010	D	438,119,030	433,166,655	Title I Grants to Local Educational Agencies			
84.010	I	39,235	-	Title I Grants to Local Educational Agencies	2020-0506	Pamlico County Schools	
84.011	D	5,035,807	4,142,409	Migrant Education State Grant Program			
84.013	D	1,086,588	1,086,588	Title I State Agency Program for Neglected and Delinquent Children and Youth			
84.015	D	1,188	-	National Resource Centers Program for Foreign Language and Area Studies or Foreign Language and International Studies Program and Foreign Language and Area Studies Fellowship Program			
84.016	D	84,377	-	Undergraduate International Studies and Foreign Language Programs			
84.031	D	29,971,021	-	Higher Education Institutional Aid			
84.031	I	15,898	-	Higher Education Institutional Aid	18-0133	Columbus State University	
84.048	D	42,524,310	22,058,825	Career and Technical Education -- Basic Grants to States			

SCHEDULE OF EXPENDITURES OF FEDERAL AWARDS (DETAIL)

For the Fiscal Year Ended June 30, 2020

Federal		Amount		CFDA Program Title	Pass-Through Entity Number	Pass-Through Entity Name	Additional Award Information
CFDA Number	Direct / Indirect	Program Expenditures	Provided to Subrecipients				
84.116	D	1,818,636	-	Fund for the Improvement of Postsecondary Education			
84.120	D	194,581	-	Minority Science and Engineering Improvement			
84.126	D	101,233,486	-	Rehabilitation Services Vocational Rehabilitation Grants to States			
84.129	D	430,481	-	Rehabilitation Long-Term Training			
84.141	D	452,802	-	Migrant Education High School Equivalency Program			
84.144	D	24,957	-	Migrant Education Coordination Program			
84.161	D	335,806	-	Rehabilitation Services Client Assistance Program			
84.169	D	416,746	-	Independent Living State Grants			
84.177	D	687,838	-	Rehabilitation Services Independent Living Services for Older Individuals Who are Blind			
84.181	D	13,419,530	1,284,696	Special Education-Grants for Infants and Families			
84.184	D	231,619	231,619	School Safety National Activities (formerly, Safe and Drug-Free Schools and Communities-National Programs)			
84.184	I	12,861	-	School Safety National Activities (formerly, Safe and Drug-Free Schools and Communities-National Programs)	Work Order # 20-0021	Public Schools of Robeson County	
84.187	D	552,031	-	Supported Employment Services for Individuals with the Most Significant Disabilities			
84.196	D	1,758,255	-	Education for Homeless Children and Youth			
84.200	D	379,392	-	Graduate Assistance in Areas of National Need			
84.224	D	596,954	-	Assistive Technology			
84.282	D	1,416,197	-	Charter Schools			
84.287	D	28,645,422	27,386,601	Twenty-First Century Community Learning Centers			
84.299	D	489,483	-	Indian Education -- Special Programs for Indian Children			
84.299	I	86,875	-	Indian Education -- Special Programs for Indian Children	S299A150054	Lumbee Land Development	
84.299	I	313,845	-	Indian Education -- Special Programs for Indian Children	S299A180037-18A	Lumbee Land Development	
84.299	I	387,151	-	Indian Education -- Special Programs for Indian Children	2019-2020FEC	Lumbee Tribe	
84.305	I	35,147	-	Education Research, Development and Dissemination	Agmt dated 02/20/2017	Assoc of Public and Land Grant Universities (APLU)	
84.305	D	194,494	18,203	Education Research, Development and Dissemination			
84.305	I	13,482	-	Education Research, Development and Dissemination	GM10770P#2194581	University of Virginia	
84.323	D	1,349,116	1,075,653	Special Education - State Personnel Development			
84.324	D	450,584	215,855	Research in Special Education			
84.324	I	2,383	-	Research in Special Education	S-000828	University of California, Riverside	
84.324	I	40,969	-	Research in Special Education	362596	University of Connecticut	
84.324	I	71,691	-	Research in Special Education	FY2018-077	University of Kansas	
84.324	I	123,756	-	Research in Special Education	FY2019-001-M1	University of Kansas	
84.324	I	38,899	-	Research in Special Education	FY2019-013	University of Kansas Center for Research Inc	
84.325	D	2,577,705	114,394	Special Education - Personnel Development to Improve Services and Results for Children with Disabilities			
84.326	D	2,934,558	1,621,028	Special Education - Personnel Development to Improve Services and Results for Children with Disabilities			
84.326	I	214,931	-	Special Education - Personnel Development to Improve Services and Results for Children with Disabilities	A006557004	University of Minnesota	
84.334	D	11,582,853	3,731,109	Gaining Early Awareness and Readiness for Undergraduate Programs			
84.334	I	34,039	-	Gaining Early Awareness and Readiness for Undergraduate Programs	19100053-001	Purdue University	
84.335	D	284,117	17,036	Child Care Access Means Parents in School			
84.336	D	356,313	183,285	Teacher Quality Partnership Grants			
84.336	I	62,185	-	Teacher Quality Partnership Grants	Subaward No: U336S180027-01	High Point University	
84.358	D	3,507,208	3,350,874	Rural Education			
84.363	D	248,501	-	School Leader Recruitment and Support (formerly School Leadership)			
84.365	D	14,018,605	13,048,181	English Language Acquisition State Grants			
84.367	D	45,585,365	43,947,494	Supporting Effective Instruction State Grants (formerly Improving Teacher Quality State Grants)			
84.369	D	9,330,142	-	Grants for State Assessments and Related Activities			
84.373	I	32,005	-	Special Education Technical Assistance on State Data Collection	6738-S-008	WESTAT	
84.377	D	8,686,827	8,686,827	School Improvement Grants			
84.382	D	2,156,499	-	Strengthening Minority-Serving Institutions			
84.403	D	615,933	-	Consolidated Grant to the Outlying Areas			
84.407	D	255,412	31,336	Transition Programs for Students with Intellectual Disabilities into Higher Education			
84.423	D	1,946,099	628,158	Supporting Effective Educator Development Program			
84.424	D	28,328,545	28,130,694	Student Support and Academic Enrichment Program			
84.424	I	1,641	-	Student Support and Academic Enrichment Program	2018-2969	Wilson County Schools	
84.425D	D	3,830,667	3,830,667	COVID-19 - Education Stabilization Fund			
84.425E	D	106,305,639	-	COVID-19 - Education Stabilization Fund			
84.425F	D	53,230,320	-	COVID-19 - Education Stabilization Fund			
84.425J	D	223,244	-	COVID-19 - Education Stabilization Fund			
84.425M	D	329,585	-	COVID-19 - Education Stabilization Fund			
84.938	D	1,366,199	23,665	Disaster Recovery Assistance for Education			
84.U01	D	118,459	-	U. S. Department of Education			Nat'l Assessment of Education Progress Coordinator
84.U02	D	995	-	U. S. Department of Education			Department of Education Data Exchange Grant
84.U03	I	65,056	-	U. S. Department of Education	2020-0532	Craven County Pub. School Sys.	2020-0532

SCHEDULE OF EXPENDITURES OF FEDERAL AWARDS (DETAIL)

For the Fiscal Year Ended June 30, 2020

Federal		Amount		CFDA Program Title	Pass-Through Entity Number	Pass-Through Entity Name	Additional Award Information
CFDA Number	Direct / Indirect	Program Expenditures	Provided to Subrecipients				
84.U04	I	9,493	-	U. S. Department of Education	PO# 223727	Wake County Public Sch. Sys.	2020-0532
84.U05	I	7,651	-	U. S. Department of Education	04898	American Institutes for Research	NTACT/AIR Collaboration to Improve
84.U06	I	1,100	-	U. S. Department of Education	CCRI 2018-2019	Child Care Resources Inc.	Race to the Top Early Learning Challenge Funds
84.U07	D	551,655	105,641	U. S. Department of Education			ED-ESE-14-c-0131
84.U08	D	978,145	136,769	U. S. Department of Education			47QRAA19D006U
		<u>990,042,479</u>	<u>613,853,431</u>	Total — Other Programs — U. S. Department of Education			
<u>U.S. Scholarship Foundations</u>							
85.002	I	2,928	-	MCC Foreign Assistance for Overseas Programs	1-312-0217220-65766L	Rti International	
		<u>2,928</u>	<u>-</u>	Total — Other Programs — U.S. Scholarship Foundations			
<u>U. S. National Archives and Records Administration</u>							
89.003	D	53,847	-	National Historical Publications and Records Grants			
		<u>53,847</u>	<u>-</u>	Total — Other Programs — U. S. National Archives and Records Administration			
<u>U. S. Election Assistance Commission</u>							
90.404	D	3,179,426	-	2018 HAVA Election Security Grants			
90.500	D	41,912	-	International Broadcasting Independent Grantee Organizations			
		<u>3,221,338</u>	<u>-</u>	Total — Other Programs — U. S. Election Assistance Committee			
<u>U. S. Department of Health and Human Services</u>							
93.041	D	106,100	106,100	Special Programs for the Aging, Title VII, Chapter 3, Programs for Prevention of Elder Abuse, Neglect, and Exploitation			
93.042	D	767,183	767,183	Special Programs for the Aging, Title VII, Chapter 2, Long Term Care Ombudsman Services for Older Individuals			
93.043	D	804,008	734,729	Special Programs for the Aging, Title III, Part D, Disease Prevention and Health Promotion Services			
93.048	D	326,316	40,000	Special Programs for the Aging, Title IV, and Title II, Discretionary Projects			
93.052	D	5,308,333	4,343,444	National Family Caregiver Support, Title III, Part E			
93.068	I	28,499	-	Chronic Diseases: Research, Control, and Prevention	000516164-001	University of Alabama at Birmingham	
93.069	D	12,465,798	3,438,250	Public Health Emergency Preparedness			
93.070	D	232,576	11,638	Environmental Public Health and Emergency Response			
93.070	I	10,056	-	Environmental Public Health and Emergency Response	2018-439	Gaston County Department of Health	
93.070	I	38,563	-	Environmental Public Health and Emergency Response	2020-014	Gaston County Department of Health	
93.071	D	989,063	718,490	Medicare Enrollment Assistance Program			
93.072	D	248,568	25,404	Lifespan Respite Care Program			
93.073	D	33,388	-	Birth Defects and Developmental Disabilities - Prevention and Surveillance			
93.073	I	14,432	-	Birth Defects and Developmental Disabilities - Prevention and Surveillance	216069/NU50DD004933-04-02	Duke Univ	
93.074	D	1,224,751	256,384	Hospital Preparedness Program (HPP) and Public Health Emergency Preparedness (PHEP) Aligned Cooperative Agreements			
93.074	D	24,972	-	COVID-19 - Hospital Preparedness Program (HPP) and Public Health Emergency Preparedness (PHEP) Aligned Cooperative Agreements			
93.077	I	43,869	-	Family Smoking Prevention and Tobacco Control Act Regulatory Research	506226-1	University of Toronto	
93.077	I	32,910	-	Family Smoking Prevention and Tobacco Control Act Regulatory Research	FP00008773-SA002	Virginia Commonwealth University	
93.077	I	93,738	-	Family Smoking Prevention and Tobacco Control Act Regulatory Research	FP0006477_SA006	Virginia Commonwealth University	
93.077	I	12,534	-	Family Smoking Prevention and Tobacco Control Act Regulatory Research	61-100730-116540	Wake Forest University Health Sciences	
93.079	D	122,513	-	Cooperative Agreements to Promote Adolescent Health through School-Based HIV/STD Prevention and School-Based Surveillance			
93.084	I	28,074	-	Prevention of Disease, Disability, and Death by Infectious Diseases	UFDSP0012188/P0089602	University of Florida	
93.090	D	294,747	294,747	Guardianship Assistance			
93.090	D	18,975	18,975	COVID-19 - Guardianship Assistance			
93.092	D	1,252,796	682,428	Affordable Care Act (ACA) Personal Responsibility Education Program			
93.103	D	2,753,628	-	Food and Drug Administration Research			
93.103	I	8,649	-	Food and Drug Administration Research	2019-1905	Nasda	
93.103	I	8,740	-	Food and Drug Administration Research	2019-1907	Nasda	
93.103	I	4,784	-	Food and Drug Administration Research	2019-1908	Nasda	
93.103	I	5,000	-	Food and Drug Administration Research	2020-0537	Nasda	
93.110	D	907,024	381,673	Maternal and Child Health Federal Consolidated Programs			
93.110	I	9,709	-	Maternal and Child Health Federal Consolidated Programs	5H30MC24046-08-00	Hemophilia of Georgia Inc	
93.110	I	950	-	Maternal and Child Health Federal Consolidated Programs	5H30MC24046-09-00	Hemophilia of Georgia Inc	
93.113	D	1,369,273	176,853	Environmental Health			
93.113	I	41,092	-	Environmental Health	3-340-0217136-65799L	Rti International	
93.113	I	25,376	-	Environmental Health	PO# 1001105196	Regents of University of Colorado	
93.113	I	45,290	-	Environmental Health	2-340-0127136-65711L	RTI International	
93.113	I	19,405	-	Environmental Health	473256	Univ of Arizona	
93.116	D	1,704,601	814,649	Project Grants and Cooperative Agreements for Tuberculosis Control Programs			
93.118	D	52,883	52,883	Acquired Immunodeficiency Syndrome (AIDS) Activity			
93.118	I	31,121	-	Acquired Immunodeficiency Syndrome (AIDS) Activity	38676916	Mecklenburg County	

SCHEDULE OF EXPENDITURES OF FEDERAL AWARDS (DETAIL)

For the Fiscal Year Ended June 30, 2020

Federal		Amount		CFDA Program Title	Pass-Through Entity Number	Pass-Through Entity Name	Additional Award Information
CFDA Number	Direct / Indirect	Program Expenditures	Provided to Subrecipients				
93.121	D	130,349	-	Oral Diseases and Disorders Research			
93.121	I	95,517	-	Oral Diseases and Disorders Research	096565-17609	The Board of Trustees of the University of Illinois	
93.121	I	12,085	-	Oral Diseases and Disorders Research	UFDSP00012307; P0051622	University of Florida	
93.124	D	60,785	-	Nurse Anesthetist Traineeship			
93.127	D	55,775	-	Emergency Medical Services for Children			
93.130	D	236,853	-	Cooperative Agreements to States/Territories for the Coordination and Development of Primary Care Offices			
93.136	D	6,391,912	1,759,131	Injury Prevention and Control Research and State and Community Based Programs			
93.145	I	13,219	-	HIV-Related Training and Technical Assistance	4500002800	Boston Univ	
93.150	D	1,357,288	1,357,288	Projects for Assistance in Transition from Homelessness (PATH)			
93.153	D	583,501	-	Coordinated Services and Access to Research for Women, Infants, Children, and Youth			
93.155	I	37,829	-	Rural Health Research Centers	3200002175-19-153	University of Kentucky Research Foundation	
93.155	I	8,869	-	Rural Health Research Centers	3200002175-19-186	University of Kentucky Research Foundation	
93.155	I	22,682	-	Rural Health Research Centers	3210001507-20-253	University of Kentucky Research Foundation	
93.155	I	3,120	-	Rural Health Research Centers	3210001507-20-254	University of Kentucky Research Foundation	
93.165	D	171,163	-	Grants to States for Loan Repayment			
93.172	D	17,458	-	Human Genome Research			
93.172	I	13,679	-	Human Genome Research	3021142, 3021542	Duke University	
93.173	D	268,359	15,655	Research Related to Deafness and Communication Disorders			
93.191	D	392,819	-	Graduate Psychology Education			
93.197	D	482,967	-	Childhood Lead Poisoning Prevention Projects, State and Local Childhood Lead Poisoning Prevention and Surveillance of Blood Lead Levels in Children			
93.211	D	380,830	60,138	Telehealth Programs			
93.213	I	34,400	-	Research and Training in Complementary and Integrative Health	TACT2 Trial To Access Chelatio	Mount Sinai Medical Center	
93.217	D	7,693,258	6,525,818	Family Planning Services			
93.226	D	6,573	-	Research on Healthcare Costs, Quality and Outcomes			
93.226	I	388	-	Research on Healthcare Costs, Quality and Outcomes	WFUHS 118148	Wake Forest University Health Science	
93.234	D	108,939	106,344	Traumatic Brain Injury State Demonstration Grant Program			
93.235	D	1,640,973	-	Title V State Sexual Risk Avoidance Education (Title V State SRAE) Program			
93.236	D	252,739	-	Grants to States to Support Oral Health Workforce Activities			
93.240	D	323,311	-	State Capacity Building			
93.241	D	616,758	261,850	State Rural Hospital Flexibility Program			
93.243	D	4,311,293	2,828,915	Substance Abuse and Mental Health Services Projects of Regional and National Significance			
93.243	I	31,792	-	Substance Abuse and Mental Health Services Projects of Regional and National Significance	1H79T1081046-02	Brunswick County	
93.243	I	90,059	-	Substance Abuse and Mental Health Services Projects of Regional and National Significance	2016-DC-BX-0020	Harnett County	
93.243	I	192,177	-	Substance Abuse and Mental Health Services Projects of Regional and National Significance	37205061	Mecklenburg County Health Department	
93.243	I	3,774	-	Substance Abuse and Mental Health Services Projects of Regional and National Significance	20-130-100726-020	Old Dominion University	
93.243	I	5,559	-	Substance Abuse and Mental Health Services Projects of Regional and National Significance	012463-003	University of Cincinnati	
93.243	I	5,325	-	Substance Abuse and Mental Health Services Projects of Regional and National Significance	Cardinal PFS Cumberland	Insight Human Services	
93.243	I	10,855	-	Substance Abuse and Mental Health Services Projects of Regional and National Significance	Cardinal PFS Forsyth	Insight Human Services	
93.247	D	624,496	5,018	Advanced Nursing Education Workforce Grant Program			
93.251	D	226,531	-	Early Hearing Detection and Intervention			
93.262	D	146,571	11,227	Occupational Safety and Health Program			
93.262	I	9,499	-	Occupational Safety and Health Program	1U01OH011899-01-00	Mary Imogen Bassett Hosp	
93.262	I	12,840	-	Occupational Safety and Health Program	4885/120715 PO0000128920	State of Rhode Island	
93.262	I	98,293	10,500	Occupational Safety and Health Program	3210001068-19-121/PO7800004670	Univ of Kentucky Research Found	
93.262	I	2,518	-	Occupational Safety and Health Program	PO 7800004573/3210001070-19-12	Univ of Kentucky Research Found	
93.262	I	12,453	-	Occupational Safety and Health Program	PO7800004999/3200002746-20-118	Univ of Kentucky Research Found	
93.262	I	231	-	Occupational Safety and Health Program	3210001070-19/PO#7800004559	University of Kentucky	
93.262	I	2,660	-	Occupational Safety and Health Program	3210001070-19-126	NIOSH - University of Kentucky	
93.268	D	138,463,586	2,405,147	Immunization Cooperative Agreements			
93.270	D	542,372	103,645	Viral Hepatitis Prevention and Control			
93.273	D	496,364	21,335	Alcohol Research Programs			
93.276	D	107,628	-	Drug-Free Communities Support Program Grants			
93.279	I	13,636	-	Drug Abuse and Addiction Research Programs	11000811-002	Purdue University	
93.286	D	74,112	-	Discovery and Applied Research for Technological Innovations to Improve Human Health			
93.286	I	1,312	-	Discovery and Applied Research for Technological Innovations to Improve Human Health	18-0756-001	Ball State University	
93.297	D	483,244	-	Teenage Pregnancy Prevention Program			
93.301	D	223,995	-	Small Rural Hospital Improvement Grant Program			

SCHEDULE OF EXPENDITURES OF FEDERAL AWARDS (DETAIL)

For the Fiscal Year Ended June 30, 2020

CFDA Number	Direct / Indirect	Program Expenditures	Amount Provided to Subrecipients	CFDA Program Title	Pass-Through Entity Number	Pass-Through Entity Name	Additional Award Information
93.301	D	674,536	674,536	COVID-19 - Small Rural Hospital Improvement Grant Program			
93.305	D	1,557,405	564,036	PPHF 2018: Office of Smoking and Health-National State-Based Tobacco Control Programs-Financed in part by 2018 Prevention and Public Health funds (PPHF)			
93.307	D	175,024	-	Minority Health and Health Disparities Research	127687 G003655	USDHHS via Washington State University	
93.307	I	79,679	-	Minority Health and Health Disparities Research			
93.310	D	67,020	-	Trans-NIH Research Support			
93.310	I	169,584	-	Trans-NIH Research Support	A030595	Duke Univ	
93.310	I	236,669	-	Trans-NIH Research Support	A032888	Duke Univ	
93.314	D	223,399	-	Early Hearing Detection and Intervention Information System (EHDI-IS) Surveillance Program			
93.323	D	3,444,409	351,606	Epidemiology and Laboratory Capacity for Infectious Diseases (ELC)			
93.323	D	1,236,995	-	COVID-19 - Epidemiology and Laboratory Capacity for Infectious Diseases (ELC)			
93.323	I	30,420	-	Epidemiology and Laboratory Capacity for Infectious Diseases (ELC)	39489	USDHHS	
93.324	D	1,699,022	657,276	State Health Insurance Assistance Program			
93.336	D	283,550	-	Behavioral Risk Factor Surveillance System			
93.350	D	2,150	-	National Center for Advancing Translational Sciences			
93.351	D	142,650	-	Research Infrastructure Programs			
93.351	I	56,968	-	Research Infrastructure Programs	18-SUBC-440-0000392244	Smithsonian Institution	
93.351	I	23,132	-	Research Infrastructure Programs	G1A62667-3	Northern Illinois University	
93.354	D	2,468,159	1,166,626	Public Health Emergency Response: Cooperative Agreement for Emergency Response: Public Health Crisis Response			
93.354	D	6,240,957	5,565,531	COVID-19 - Public Health Emergency Response: Cooperative Agreement for Emergency Response: Public Health Crisis Response			
93.359	D	1,026,921	249,618	Nurse Education, Practice Quality and Retention Grants			
93.361	I	35,602	-	Nursing Research	3000301714 (A19-0163-S001)	Atrium Health	
93.361	I	73,255	-	Nursing Research	A031184	Duke Univ	
93.361	I	14,852	-	Nursing Research	A032609	Duke Univ	
93.361	I	29,013	-	Nursing Research	A033333	Duke Univ	
93.361	I	11,575	-	Nursing Research	A00-2071-S001	Medical University of South Carolina	
93.361	I	66,638	-	Nursing Research	19-3793/PO2000043163	University of South Carolina	
93.389	D	316,260	-	National Center for Research Resources			
93.391	I	64,587	-	Activities to Support State, Tribal, Local and Territorial (STLT) Health Department Response to Public Health or Healthcare Crises	2018-110701	CDC via NACCHO	
93.393	D	629,501	123,236	Cancer Cause and Prevention Research			
93.393	I	58	-	Cancer Cause and Prevention Research	2975-17-0453	Dualogics, LLC	
93.393	I	906	-	Cancer Cause and Prevention Research	2975-2019-0371	Radiant Creative Group, LLC	
93.395	D	148,192	-	Cancer Treatment Research			
93.395	I	611	-	Cancer Treatment Research	2037365	Duke University	
93.395	I	621	-	Cancer Treatment Research	N1048-(PROSPECT)/ALLIANCE	Brigham & Women's hospital	
93.395	I	788	-	Cancer Treatment Research	RTOG 1005	Brigham & Women's hospital	
93.395	I	5,481	-	Cancer Treatment Research	A011106 / ALTERNATE	Cancer and Leukemia Group B	
93.395	I	75	-	Cancer Treatment Research	A211401	Cancer and Leukemia Group B	
93.395	I	52,213	-	Cancer Treatment Research	COG/INCTN PCR WORK ORDER	Childrens Hosp of Philadelphia	
93.395	I	913	-	Cancer Treatment Research	FP00017458_SUB100_01	Childrens Hosp of Philadelphia	
93.395	I	697	-	Cancer Treatment Research	NRG-BR003	NRG Oncology	
93.395	I	781	-	Cancer Treatment Research	B-43	Natl Surgical Adjuvant Breast and Bowel Project	
93.395	I	242	-	Cancer Treatment Research	20202	Univ of Chicago	
93.395	I	268	-	Cancer Treatment Research	AALL0434	Childrens Hosp of Philadelphia	
93.396	D	113,233	-	Cancer Biology Research			
93.397	I	697	-	Cancer Centers Support Grants	PROTOCOL A011202 / ALLIANCE	Cancer and Leukemia Group B	
93.398	D	8,713	-	Cancer Research Manpower			
93.398	I	14,932	-	Cancer Research Manpower	341-100200-114320	Wake Forest	
93.399	I	544	-	Cancer Control	N107C ALLIANCE	Univ of Chicago	
93.399	I	83	-	Cancer Control	9862	Univ of Chicago	
93.399	I	337	-	Cancer Control	8461	Univ of Chicago	
93.399	I	131	-	Cancer Control	9665	Univ of Chicago	
93.413	D	96,455	-	The State Flexibility to Stabilize the Market Grant Program			
93.426	D	1,407,505	-	Improving the Health of Americans through Prevention and Management of Diabetes and Heart Disease and Stroke			
93.433	I	10,094	-	ACL National Institute on Disability, Independent Living, and Rehabilitation Research	PO# WA00916590	University of Massachusetts	
93.434	D	3,903,304	2,621,834	Every Student Succeeds Act/Preschool Development Grants			
93.435	D	531,281	321,151	Innovative State and Local Public Health Strategies to prevent and Manage Diabetes and Heart Disease and Stroke			
93.436	D	965,164	339,710	Well-Integrated Screening and Evaluation for Women Across the Nation (WISEWOMAN)			
93.439	D	927,685	249,876	State Physical Activity and Nutrition (SPAN)			
93.478	D	18,734	-	Preventing Maternal Deaths: Supporting Maternal Mortality Review Committees			
93.556	D	6,819,115	6,104,304	MaryLee Allen Promoting Safe and Stable Families Program			
93.558	D	294,746,492	251,366,814	Temporary Assistance for Needy Families			
93.560	D	(21,123)	-	Payments to Territories – Adults			

SCHEDULE OF EXPENDITURES OF FEDERAL AWARDS (DETAIL)

For the Fiscal Year Ended June 30, 2020

Federal		Amount		CFDA Program Title	Pass-Through Entity Number	Pass-Through Entity Name	Additional Award Information
CFDA Number	Direct / Indirect	Program Expenditures	Provided to Subrecipients				
93.563	D	111,705,121	96,265,230	Child Support Enforcement			
93.566	D	5,175,976	3,203,229	Refugee and Entrant Assistance State/Replacement Designee Administered Programs			
93.568	D	96,811,394	93,577,607	Low-Income Home Energy Assistance			
93.569	D	24,399,903	23,792,234	Community Services Block Grant			
93.576	D	127,609	37,262	Refugee and Entrant Assistance Discretionary Grants			
93.586	D	506,162	-	State Court Improvement Program			
93.590	D	1,038,076	520,411	Community-Based Child Abuse Prevention Grants			
93.597	D	303,391	-	Grants to States for Access and Visitation Programs			
93.599	D	755,319	755,319	Chafee Education and Training Vouchers Program (ETV)			
93.603	D	1,527,988	-	Adoption and Legal Guardianship Incentive Payments			
93.630	D	2,143,989	1,019,422	Developmental Disabilities Basic Support and Advocacy Grants			
93.643	D	504,992	271,555	Children's Justice Grants to States			
93.645	D	12,056,920	8,190,773	Stephanie Tubbs Jones Child Welfare Services Program			
93.652	I	274	-	Adoption Opportunities	193405403	University of Wisconsin Board of Regents	
93.658	D	105,325,323	99,328,236	Foster Care Title IV-E			
93.658	D	1,450,320	1,450,320	COVID-19 - Foster Care Title IV-E			
93.659	D	61,571,665	4,875,734	Adoption Assistance			
93.659	D	2,678,365	-	COVID-19 - Adoption Assistance			
93.667	D	68,666,922	58,233,998	Social Services Block Grant			
93.669	D	550,475	19,238	Child Abuse and Neglect State Grants			
93.671	D	2,818,355	2,670,871	Family Violence Prevention and Services/Domestic Violence Shelter and Supportive Services			
93.674	D	2,827,008	2,678,649	John H. Chafee Foster Care Program for Successful Transition to Adulthood			
93.732	D	1,562,323	-	Mental and Behavioral Health Education and Training Grants			
93.734	D	355,312	74,002	Empowering Older Adults and Adults with Disabilities through Chronic Disease Self-Management Education Programs--financed by Prevention and Public Health Funds (PPHF)			
93.735	D	510,083	-	State Public Health Approaches for Ensuring Quiltline Capacity -- Funded in part by Prevention and Public Health Funds (PPHF)			
93.757	D	36,434	-	State and Local Public Health Actions to Prevent Obesity, Diabetes, Heart Disease and Stroke (PPHF)			
93.761	D	41,877	-	Evidence-Based Falls Prevention Programs Financed Solely by Prevention and Public Health Funds (PPHF)			
93.767	D	527,376,316	8,724,109	Children's Health Insurance Program			
93.767	D	11,423,173	214,195	COVID-19 - Children's Health Insurance Program			
93.779	D	74,569	-	Centers for Medicare and Medicaid Services (CMS) Research, Demonstrations and Evaluations			
93.788	D	31,219,221	6,386	Opioid STR			
93.791	D	5,679,486	-	Money Follows the Person Rebalancing Demonstration			
93.791	D	86,007	-	COVID-19 - Money Follows the Person Rebalancing Demonstration			
93.817	D	2,316,858	2,086,168	Hospital Preparedness Program (HPP) Ebola Preparedness and Response Activities			
93.817	D	1,018	-	COVID-19 - Hospital Preparedness Program (HPP) Ebola Preparedness and Response Activities			
93.837	D	1,531,671	257,852	Cardiovascular Diseases Research			
93.837	I	163,765	-	Cardiovascular Diseases Research	35238-1	Augusta University	
93.837	I	97,080	-	Cardiovascular Diseases Research	35551-1	Augusta University	
93.837	I	960	-	Cardiovascular Diseases Research	109363/137829 (AMEND 1,2,3,4)	Cincinnati Childrens Hosp	
93.837	I	49,122	-	Cardiovascular Diseases Research	R42HL133633	RFPI LLC	
93.837	I	3,711	-	Cardiovascular Diseases Research	N006187424 / UMN 65083	Regents of the Univ of Minnesota	
93.837	I	15,567	-	Cardiovascular Diseases Research	1001768818	State University of Iowa	
93.837	I	341,677	-	Cardiovascular Diseases Research	000511972-002/5UH3HL130691-03	University of Alabama at Birmingham	
93.838	I	3,239	-	Lung Diseases Research	SUBAWARD 002 / RETHINC	COPD Foundation Inc	
93.838	I	27,675	-	Lung Diseases Research	SUBAWARD NO 001/AMEND 1/2	COPD Foundation Inc	
93.839	D	92,973	32,649	Blood Diseases and Resources Research			
93.839	I	14,239	-	Blood Diseases and Resources Research	SUBAWARD 2831742	Duke Univ	
93.839	I	40,775	-	Blood Diseases and Resources Research	000524452-011	University of Alabama at Birmingham	
93.846	D	624,368	13,410	Arthritis, Musculoskeletal and Skin Diseases Research			
93.846	I	246,622	-	Arthritis, Musculoskeletal and Skin Diseases Research	ZAT00020/1R01AR071263-01	University of Kansas Medical Center Research Inst Inc	
93.847	D	1,026,039	18,689	Diabetes, Digestive, and Kidney Diseases Extramural Research			
93.847	I	207,861	-	Diabetes, Digestive, and Kidney Diseases Extramural Research	A031567	Duke University	
93.847	I	63,457	-	Diabetes, Digestive, and Kidney Diseases Extramural Research	VUMC 62470	Vanderbilt University	
93.847	I	16,509	-	Diabetes, Digestive, and Kidney Diseases Extramural Research	SUBAWARD NO. 3301820719/20	Childrens Hosp of Philadelphia	
93.847	I	16,225	-	Diabetes, Digestive, and Kidney Diseases Extramural Research	A031748	Duke Univ	
93.847	I	19,291	-	Diabetes, Digestive, and Kidney Diseases Extramural Research	700198-09620-00	Nationwide Childrens Hosp	
93.847	I	14,432	-	Diabetes, Digestive, and Kidney Diseases Extramural Research	576894/ PO 4485718	Univ of Pennsylvania	
93.847	I	25,307	-	Diabetes, Digestive, and Kidney Diseases Extramural Research	FY20.001.020	USDHHS via University of Colorado	
93.853	D	391,620	6,677	Extramural Research Programs in the Neurosciences and Neurological Disorders			
93.853	I	78,386	-	Extramural Research Programs in the Neurosciences and Neurological Disorders	2117-209-2013228	Clemson University	
93.853	I	43,923	-	Extramural Research Programs in the Neurosciences and Neurological Disorders	A00-0456-S001-A02(S19007)	Kansas State Univ	

SCHEDULE OF EXPENDITURES OF FEDERAL AWARDS (DETAIL)

For the Fiscal Year Ended June 30, 2020

Federal		Amount		CFDA Program Title	Pass-Through Entity Number	Pass-Through Entity Name	Additional Award Information
CFDA Number	Direct / Indirect	Program Expenditures	Provided to Subrecipients				
93.855	D	1,614,551	371,017	Allergy and Infectious Diseases Research			
93.855	I	74,612	-	Allergy and Infectious Diseases Research	0000979752	Fred Hutchinson Cancer Research Center	
93.855	I	22,096	-	Allergy and Infectious Diseases Research	60053372 UNCC	Northwestern University	
93.855	I	56,905	-	Allergy and Infectious Diseases Research	3210871219/ PO 961879SUB	Childrens Hosp of Philadelphia	
93.855	I	16,276	-	Allergy and Infectious Diseases Research	DUKE SPS#189925/235058(ACUMIN)	Duke Univ	
93.855	I	7,219	-	Allergy and Infectious Diseases Research	UFDSP0012191 P0084475	University of Florida	
93.855	I	86,967	-	Allergy and Infectious Diseases Research	203504ECU/ 5R01AI136904-02	University of Notre Dame du Lac	
93.855	I	5,000	-	Allergy and Infectious Diseases Research	GB10650.PO #2107702	Univ Of Virginia	
93.855	I	130,966	-	Allergy and Infectious Diseases Research	GR100603 (CON-80000936)	Yale University	
93.859	D	3,976,587	211,230	Biomedical Research and Research Training			
93.859	I	1,600	-	Biomedical Research and Research Training	2018_006	Bowdoin College	
93.859	I	138,926	-	Biomedical Research and Research Training	1R35GM133376-01	National Institutes of Health	
93.859	I	41,994	-	Biomedical Research and Research Training	2018-06	Arkansas College of Health Education	
93.865	D	368,836	56,039	Child Health and Human Development Extramural Research			
93.865	I	5,243	-	Child Health and Human Development Extramural Research	PO # 88167-1/ KFS# 5633480	University of Connecticut	
93.865	I	1,514	-	Child Health and Human Development Extramural Research	281952	Duke Univ	
93.865	I	6,224	-	Child Health and Human Development Extramural Research	2831952	Duke Univ	
93.865	I	21,323	-	Child Health and Human Development Extramural Research	SUBAWARD 2831952/SPS 240023	Duke Univ	
93.865	I	18,838	-	Child Health and Human Development Extramural Research	WFUHS 112761	Wake Forest University Health Sciences	
93.866	D	643,861	-	Aging Research			
93.866	I	30,583	-	Aging Research	PO# PM00495959/SP00012985-01	Georgia State University	
93.866	I	5,200	-	Aging Research	3003913736/P01AG02940910	University of Michigan	
93.866	I	110	-	Aging Research	AS-1926 FKA SUBAWARD XT-1730	Hennepin Healthcare Research Institute	
93.866	I	74	-	Aging Research	Subaward#:15156-04-01FFS(ASPRE)	Hennepin Healthcare Research Institute	
93.866	I	22,059	-	Aging Research	527258	Scripps Research Inst	
93.866	I	13,086	-	Aging Research	132471 G003960	Washington State Univ	
93.866	I	15,251	-	Aging Research	E2042937/ RC108504 ECU	Michigan State Univ	
93.870	D	3,171,919	2,351,967	Maternal, Infant and Early Childhood Home Visiting Grant			
93.879	D	115,606	40,722	Medical Library Assistance			
93.879	I	1,956	-	Medical Library Assistance	1600679	Univ Of Maryland Balt. County	
93.881	D	94,081	-	The Health Insurance Enforcement and Consumer Protections Grant Program			
93.884	D	619,824	10,000	Grants for Primary Care Training and Enhancement			
93.889	D	5,836,622	4,016,679	National Bioterrorism Hospital Preparedness Program			
93.898	D	4,245,584	2,051,009	Cancer Prevention and Control Programs for State, Territorial and Tribal Organizations			
93.912	I	17,600	-	Rural Health Care Services Outreach, Rural Health Network Development and Small Health Care Provider Quality Improvement	G25RH32996-UNCP19	Robeson Health Care	
93.913	D	110,990	-	Grants to States for Operation of State Offices of Rural Health			
93.917	D	36,816,160	4,412,918	HIV Care Formula Grants			
93.918	D	912,928	-	Grants to Provide Outpatient Early Intervention Services with Respect to HIV Disease			
93.926	D	2,134,803	1,223,184	Healthy Start Initiative			
93.933	I	65,547	61,921	Demonstration Projects for Indian Health	WCU-1400-01	USDHHS via USET	
93.940	D	10,627,680	1,692,343	HIV Prevention Activities Health Department Based			
93.944	D	537,512	-	Human Immunodeficiency Virus (HIV)/Acquired Immunodeficiency Virus Syndrome (AIDS) Surveillance			
93.946	D	117,519	-	Cooperative Agreements to Support State-Based Safe Motherhood and Infant Health Initiative Programs			
93.958	D	23,263,394	19,587,837	Block Grants for Community Mental Health Services			
93.959	D	39,978,850	34,665,609	Block Grants for Prevention and Treatment of Substance Abuse			
93.959	I	20,000	-	Block Grants for Prevention and Treatment of Substance Abuse	Agreement dated 1/21/2020	Governor's Institute on Substance Abuse	
93.959	I	10,000	-	Block Grants for Prevention and Treatment of Substance Abuse	Agreement Dated 11/29/2018	Governor's Institute on Substance Abuse	
93.959	I	67,203	-	Block Grants for Prevention and Treatment of Substance Abuse	9100089-05	University of North Carolina System Office	
93.969	D	257,305	32,105	PPHF Geriatric Education Centers			
93.977	D	2,741,211	6,461	Sexually Transmitted Diseases (STD) Prevention and Control Grants			
93.981	D	425,302	-	Improving Student Health and Academic Achievement through Nutrition, Physical Activity and the Management of Chronic Conditions in Schools			
93.982	D	4,703,263	4,580,726	Mental Health Disaster Assistance and Emergency Mental Health			
93.991	D	3,877,044	3,238,859	Preventive Health and Health Services Block Grant			
93.991	I	1,020	-	Preventive Health and Health Services Block Grant	CY-6-466	Scdhec	
93.994	D	18,812,551	15,571,438	Maternal and Child Health Services Block Grant to the States			
93.U01	D	138,383	-	U. S. Department of Health and Human Services			#HHSF223201810132C
93.U02	D	389,063	-	U. S. Department of Health and Human Services			#HHSF223201810167C
93.U03	I	2,652	-	U. S. Department of Health and Human Services	Email dated 10/16/19	University of Kentucky	G-281094
93.U04	D	47,421	-	U. S. Department of Health and Human Services			Cadence Adults Cadence and Intensit
		1,786,224,624	601,198,284	Total — Other Programs — U. S. Department of Health and Human Services			

U. S. Corporation for National and Community Service

94.002	D	152,243	-	Retired and Senior Volunteer Program
94.003	D	366,459	-	State Commissions
94.006	D	4,283,108	4,283,108	AmeriCorps

SCHEDULE OF EXPENDITURES OF FEDERAL AWARDS (DETAIL)

For the Fiscal Year Ended June 30, 2020

Federal		Amount					
CFDA	Direct /	Program	Provided to				
Number	Indirect	Expenditures	Subrecipients	CFDA Program Title	Pass-Through Entity Number	Pass-Through Entity Name	Additional Award Information
94.009	D	480,349	-	Training and Technical Assistance			
94.019	D	412,915	386,001	Social Innovation Fund			
94.019	I	401,872	-	Social Innovation Fund	Contract No.303:17/18-001	Nc Partnership For Children	
		<u>6,096,946</u>	<u>4,669,109</u>	Total — Other Programs — U. S. Corporation for National and Community Service			
<u>U. S. Social Security Administration</u>							
96.008	D	193,655	-	Social Security - Work Incentives Planning and Assistance Program			
		<u>193,655</u>	-	Total — Other Programs — U. S. Social Security Administration			
<u>U. S. Department of Homeland Security</u>							
97.008	D	104,560	104,560	Non-Profit Security Program			
97.012	D	2,440,872	-	Boating Safety Financial Assistance			
97.023	D	586,704	-	Community Assistance Program State Support Services Element (CAP-SSSE)			
97.029	D	2,028,702	1,891,007	Flood Mitigation Assistance			
97.032	D	464,214	-	Crisis Counseling			
97.036	D	287,217,049	194,545,306	Disaster Grants - Public Assistance (Presidentially Declared Disasters)			
97.039	D	13,483,664	11,534,477	Hazard Mitigation Grant			
97.041	D	142,045	-	National Dam Safety Program			
97.042	D	9,716,386	4,686,267	Emergency Management Performance Grants			
97.043	D	4,565	-	State Fire Training Systems Grants			
97.045	D	3,385,789	-	Cooperating Technical Partners			
97.046	D	(6,098)	-	Fire Management Assistance Grant			
97.047	D	192,524	9,996	Pre-Disaster Mitigation			
97.056	D	180,319	-	Port Security Grant Program			
97.061	I	40,133	-	Centers for Homeland Security	ASUB00000371	Homeland Security via Arizona State University	
97.062	D	198,543	-	Scientific Leadership Awards			
97.067	D	9,766,764	7,077,358	Homeland Security Grant Program			
97.082	D	32,402	-	Earthquake Consortium			
97.083	I	145,381	-	Staffing for Adequate Fire and Emergency Response (SAFER)	070218	International Association of Fire Chiefs Inc	
97.083	I	4,400	-	Staffing for Adequate Fire and Emergency Response (SAFER)	Dated 05/06/2020	International Association of Fire Chiefs Inc	
97.088	D	5,995,930	-	Disaster Assistance Projects			
97.U01	D	5,633	-	U. S. Department of Homeland Security			Mobile Security Management Tool
		<u>336,130,481</u>	<u>219,848,971</u>	Total — Other Programs — U. S. Department of Homeland Security			
<u>U. S. Agency for International Development</u>							
98.001	I	4,856	-	USAID Foreign Assistance for Programs Overseas	F9002795702004	Purdue University	
98.001	I	194	-	USAID Foreign Assistance for Programs Overseas	F9000735402006	Purdue University	
98.001	I	31,021	-	USAID Foreign Assistance for Programs Overseas	F9000735402058	Purdue University	
98.001	I	67,867	-	USAID Foreign Assistance for Programs Overseas	F9000735402049/50	Purdue University	
98.012	I	363	-	USAID Development Partnerships for University Cooperation and Development	RC102095-W1003	Michigan State University	
98.U01	I	4,814	2,045	U.S. Agency for International Development	RC102095BHEARD-MALAWI	Michigan State University	2015-1922
		<u>109,115</u>	<u>2,045</u>	Total — Other Programs — U. S. Agency for International Development			
<u>Miscellaneous</u>							
99.U01	D	57,302	-	Miscellaneous			BHSIS-State Agreement w/Sngl St Agency
99.U02	D	90,069	-	Miscellaneous			DASIS - Drug and Alcohol Services
99.U03	D	202,155	-	Miscellaneous			Corp. For Public Broadcast
		<u>349,526</u>	-	Total — Other Programs — Miscellaneous			
		<u>9,812,356,083</u>	<u>2,358,881,042</u>	Total — Other Programs			
		<u>\$ 29,516,041,607</u>	<u>\$ 4,130,544,770</u>	TOTAL EXPENDITURES OF FEDERAL AWARDS			

N/A = Not Available

D = Direct Federal Assistance – Assistance received directly from the federal government or received in a pass-through relationship from other State entities.

I = Indirect Federal Assistance – Assistance received in a pass-through relationship from entities other than the federal government or other State entities.

The accompanying notes are an integral part of this schedule.

SCHEDULE OF EXPENDITURES OF FEDERAL AWARDS (BY STATE AGENCY)

For the Fiscal Year Ended June 30, 2020

Federal CFDA Number	Direct/ Indirect	Program Expenditures	CFDA Program Title	Pass -Through Number	Pass -Through Entity Name	Additional Award Information
Primary Government						
<u>N. C. Administrative Office of the Courts</u>						
16.540	D	\$ 112,199	Juvenile Justice and Delinquency Prevention			
16.585	D	23,982	Drug Court Discretionary Grant Program			
16.585	I	90,059	Drug Court Discretionary Grant Program	2019-VC-BX-0081	Harnett County	
16.585	I	1,755	Drug Court Discretionary Grant Program	2019-DC-BX-0035	Washington County	
16.590	D	203,433	Grants to Encourage Arrest Policies and Enforcement of Protection Orders Program			
16.590	I	133,767	Grants to Encourage Arrest Policies and Enforcement of Protection Orders Program	2017-WE-AX-0026	Haywood County	
16.756	I	33,475	Court Appointed Special Advocates	NC10837-18-0719-M1	National CASA	
16.820	D	279,668	Postconviction Testing of DNA Evidence			
16.836	D	259,269	Indigent Defense			
93.243	I	31,792	Substance Abuse and Mental Health Services Projects of Regional and National Significance	1H79T1081046-02	Brunswick County	
93.243	I	90,059	Substance Abuse and Mental Health Services Projects of Regional and National Significance	2016-DC-BX-0020	Harnett County	
93.586	D	506,162	State Court Improvement Program			
		1,765,620	Total - N. C. Administrative Office of the Courts			
<u>N. C. Department of Administration</u>						
14.871	D	4,732,017	Section 8 Housing Choice Vouchers			
17.265	D	345,695	Native American Employment and Training			
39.003	D	391,729	Donation of Federal Surplus Personal Property			
93.671	D	2,818,355	Family Violence Prevention and Services/Domestic Violence Shelter and Supportive			
		8,287,796	Total - N. C. Department of Administration			
<u>N. C. Department of Agriculture and Consumer Services</u>						
10.025	D	2,328,644	Plant and Animal Disease, Pest Control, and Animal Care			
10.153	D	15,000	Market News			
10.163	D	274,018	Market Protection and Promotion			
10.170	D	1,106,683	Specialty Crop Block Grant Program - Farm Bill			
10.178	D	51,498,126	Trade Mitigation Program Eligible Recipient Agency Operational Funds			
10.203	D	287,099	Payments to Agricultural Experiment Stations Under the Hatch Act			
10.250	D	133,916	Agricultural and Rural Economic Research, Cooperative Agreements and Collaborations			
10.304	D	22,540	Homeland Security Agricultural			
10.475	D	4,250,860	Cooperative Agreements with States for Intrastate Meat and Poultry Inspection			
10.479	D	51,999	Food Safety Cooperative Agreements			
10.555	D	51,573,159	National School Lunch Program			
10.560	D	2,416,986	State Administrative Expenses for Child Nutrition			
10.565	D	4,090,240	Commodity Supplemental Food Program			
10.568	D	10,745,400	Emergency Food Assistance Program (Administrative Costs)			
10.569	D	25,656,012	Emergency Food Assistance Program (Food Commodities)			
10.652	D	483,600	Forestry Research			
10.664	D	4,192,203	Cooperative Forestry Assistance			
10.676	D	30,979	Forest Legacy Program			
10.678	D	29,108	Forest Stewardship Program			
10.680	D	465,935	Forest Health Protection			
10.683	D	103,466	National Fish and Wildlife Foundation			
10.691	D	4,107	Good Neighbor Authority			
10.902	D	495,059	Soil and Water Conservation			
10.U01	D	964,567	U. S. Department of Agriculture			Phytosanitary Fees
12.U01	D	1,317,423	U. S. Department of Defense			#DCBR-CA-11
15.615	D	110,432	Cooperative Endangered Species Conservation Fund			
66.605	D	725,685	Performance Partnership Grants			
93.103	D	2,635,372	Food and Drug Administration Research			
93.U01	D	138,383	U. S. Department of Health and Human Services			#HHSF223201810132C
93.U02	D	389,063	U. S. Department of Health and Human Services			#HHSF223201810167C
		166,536,064	Total - N. C. Department of Agriculture and Consumer Services			
<u>N. C. Department of Commerce</u>						
14.228	D	39,146,705	Community Development Block Grants/State's program and Non-Entitlement Grants in Hawaii			
17.002	D	1,599,424	Labor Force Statistics			

SCHEDULE OF EXPENDITURES OF FEDERAL AWARDS (BY STATE AGENCY)

For the Fiscal Year Ended June 30, 2020

Federal CFDA Number	Direct/ Indirect	Program Expenditures	CFDA Program Title	Pass -Through Number	Pass -Through Entity Name	Additional Award Information
17.207	D	24,886,210	Employment Service/Wagner-Peyser Funded Activities			
17.225	D	1,268,457,357	Unemployment Insurance			
17.225	D	4,204,244,818	COVID-19 - Unemployment Insurance			
17.245	D	2,508,132	Trade Adjustment Assistance			
17.258	D	27,125,460	WIOA Adult Program			
17.259	D	26,136,109	WIOA Youth Activities			
17.261	D	138,880	WIOA Pilots, Demonstrations, and Research Projects			
17.271	D	593,913	Work Opportunity Tax Credit Program (WOTC)			
17.273	D	493,491	Temporary Labor Certification for Foreign Workers			
17.277	D	5,081,441	WIOA National Dislocated Worker Grants / WIA National Emergency Grants			
17.277	D	50,000	COVID-19 - WIOA National Dislocated Worker Grants / WIA National Emergency Grants			
17.278	D	38,871,294	WIOA Dislocated Worker Formula Grants			
17.281	D	2,231,727	WIOA Dislocated Worker National Reserve Technical Assistance and Training			
17.801	D	4,915,225	Jobs for Veterans State Grants			
20.700	D	680,822	Pipeline Safety Program State Base Grant			
23.011	D	2,152,310	Appalachian Research, Technical Assistance, and Demonstration Projects			
		<u>5,649,313,318</u>	Total - N. C. Department of Commerce			
<u>N. C. Community College System</u>						
17.201	D	647,735	Registered Apprenticeship			
17.285	D	635,777	Apprenticeship USA Grants			
84.002	D	17,181,866	Adult Education - Basic Grants to States			
		<u>18,465,378</u>	Total - N. C. Community College System			
<u>N. C. Department of Environmental Quality</u>						
11.407	D	56,570	Interjurisdictional Fisheries Act of 1986			
11.419	D	2,620,544	Coastal Zone Management Administration Awards			
11.420	D	666,913	Coastal Zone Management Estuarine Research Reserves			
11.435	D	202,020	Southeast Area Monitoring and Assessment Program			
11.439	D	94,834	Marine Mammal Data Program			
11.474	D	203,225	Atlantic Coastal Fisheries Cooperative Management Act			
15.605	D	2,841,486	Sport Fish Restoration			
15.614	D	993,685	Coastal Wetlands Planning, Protection and Restoration			
15.622	D	132,995	Sportfishing and Boating Safety Act			
15.808	D	228,385	U. S. Geological Survey Research and Data Collection			
15.810	D	163,413	National Cooperative Geologic Mapping			
66.001	D	2,023,403	Air Pollution Control Program Support			
66.034	D	439,920	Surveys, Studies, Research, Investigations, Demonstrations, and Special Purpose Activities Relating to the Clean Air Act			
66.040	D	160,676	State Clean Diesel Grant Program			
66.419	D	8,858,399	Water Pollution Control State, Interstate, and Tribal Program Support			
66.432	D	3,100,296	State Public Water System Supervision			
66.433	D	95,101	State Underground Water Source Protection			
66.454	D	247,761	Water Quality Management Planning			
66.456	D	755,516	National Estuary Program			
66.458	D	28,676,000	Capitalization Grants for Clean Water State Revolving Funds			
66.460	D	3,826,602	Nonpoint Source Implementation Grants			
66.462	D	188,787	National Wetland Program Development Grants and Five-Star Restoration Training Grant			
66.468	D	22,697,005	Capitalization Grants for Drinking Water State Revolving Funds			
66.472	D	221,946	Beach Monitoring and Notification Program Implementation Grants			
66.708	D	79,334	Pollution Prevention Grants Program			
66.801	D	2,977,412	Hazardous Waste Management State Program Support			
66.802	D	1,351,679	Superfund State, Political Subdivision, and Indian Tribe Site-Specific Cooperative Agreements			
66.804	D	937,337	Underground Storage Tank (UST) Prevention, Detection, and Compliance Program			
66.805	D	2,610,302	Leaking Underground Storage Tank Trust Fund Corrective Action Program			
81.041	D	1,271,616	State Energy Program			
81.042	D	5,333,434	Weatherization Assistance for Low-Income Persons			
81.119	D	119,292	State Energy Program Special Projects			
97.041	D	142,045	National Dam Safety Program			
		<u>94,317,933</u>	Total - N. C. Department of Environmental Quality			

SCHEDULE OF EXPENDITURES OF FEDERAL AWARDS (BY STATE AGENCY)

For the Fiscal Year Ended June 30, 2020

Federal CFDA Number	Direct/ Indirect	Program Expenditures	CFDA Program Title	Pass -Through Number	Pass -Through Entity Name	Additional Award Information
<u>N. C. Wildlife Resources Commission</u>						
10.699	D	28,260	Partnership Agreements			
11.472	D	33,277	Unallied Science Program			
15.605	D	8,193,453	Sport Fish Restoration			
15.608	D	230,221	Fish and Wildlife Management Assistance			
15.611	D	24,688,918	Wildlife Restoration and Basic Hunter Education			
15.614	D	1,470,751	Coastal Wetlands Planning, Protection and Restoration			
15.615	D	206,016	Cooperative Endangered Species Conservation Fund			
15.616	D	183,255	Clean Vessel Act			
15.626	D	217,234	Enhanced Hunter Education and Safety			
15.631	D	7,955	Partners for Fish and Wildlife			
15.634	D	1,610,993	State Wildlife Grants			
15.657	D	37,883	Endangered Species Recovery Implementation			
15.669	D	23,103	Cooperative Landscape Conservation			
97.012	D	2,440,872	Boating Safety Financial Assistance			
97.056	D	180,317	Port Security Grant Program			
		<u>39,552,508</u>	Total - N.C. Wildlife Resources Commission			
<u>N. C. Department of Health and Human Services</u>						
10.551	D	1,940,392,319	Supplemental Nutrition Assistance Program			
10.551	D	222,641,326	COVID-19 - Supplemental Nutrition Assistance Program			
10.557	D	158,921,214	WIC Special Supplemental Nutrition Program for Women, Infants, and Children			
10.558	D	70,499,325	Child and Adult Care Food Program			
10.558	D	23,571,260	COVID-19 - Child and Adult Care Food Program			
10.560	D	2,563,070	State Administrative Expenses for Child Nutrition			
10.561	D	130,354,817	State Administrative Matching Grants for the Supplemental Nutrition Assistance Program			
10.572	D	124,014	WIC Farmers' Market Nutrition Program (FMNP)			
10.576	D	71,161	Senior Farmers Market Nutrition Program			
14.231	D	5,175,603	Emergency Solutions Grant Program			
14.241	D	1,864,409	Housing Opportunities for Persons with AIDS			
16.560	D	77,923	National Institute of Justice Research, Evaluation, and Development Project Grants			
17.235	D	1,865,442	Senior Community Service Employment Program			
66.032	D	214,835	State Indoor Radon Grants			
66.444	D	3,830	Lead Testing in School and Child Care Program Drinking Water (SDWA 1464(d))			
66.701	D	55,794	Toxic Substances Compliance Monitoring Cooperative Agreements			
66.707	D	120,176	TSCA Title IV State Lead Grants Certification of Lead-Based Paint Professionals			
84.126	D	101,233,486	Rehabilitation Services Vocational Rehabilitation Grants to States			
84.161	D	335,806	Rehabilitation Services Client Assistance Program			
84.169	D	416,746	Independent Living State Grants			
84.177	D	687,838	Rehabilitation Services Independent Living Services for Older Individuals Who are Blind			
84.181	D	13,419,530	Special Education-Grants for Infants and Families			
84.187	D	552,031	Supported Employment Services for Individuals with the Most Significant Disabilities			
84.224	D	596,954	Assistive Technology			
93.041	D	106,100	Special Programs for the Aging, Title VII, Chapter 3, Programs for Prevention of Elder Abuse, Neglect, and Exploitation			
93.042	D	767,183	Special Programs for the Aging, Title VII, Chapter 2, Long Term Care Ombudsman Services for Older Individuals			
93.043	D	804,008	Special Programs for the Aging, Title III, Part D, Disease Prevention and Health Promotion Services			
93.044	D	18,818,921	Special Programs for the Aging, Title III, Part B, Grants for Supportive Services and Senior Centers			
93.045	D	20,069,970	Special Programs for the Aging, Title III, Part C, Nutrition Services			
93.045	D	399,555	COVID-19 - Special Programs for the Aging, Title III, Part C, Nutrition Services			
93.052	D	5,308,333	National Family Caregiver Support, Title III, Part E			
93.053	D	3,512,159	Nutrition Services Incentive Program			
93.069	D	12,465,798	Public Health Emergency Preparedness			
93.070	D	232,576	Environmental Public Health and Emergency Response			
93.072	D	248,568	Lifespan Respite Care Program			
93.073	D	33,388	Birth Defects and Developmental Disabilities - Prevention and Surveillance			
93.074	D	1,224,751	Hospital Preparedness Program (HPP) and Public Health Emergency Preparedness (PHEP) Aligned Cooperative Agreements			
93.074	D	24,972	COVID-19 - Hospital Preparedness Program (HPP) and Public Health Emergency Preparedness (PHEP) Aligned Cooperative Agreements			

SCHEDULE OF EXPENDITURES OF FEDERAL AWARDS (BY STATE AGENCY)

For the Fiscal Year Ended June 30, 2020

Federal CFDA Number	Direct/ Indirect	Program Expenditures	CFDA Program Title	Pass -Through Number	Pass -Through Entity Name	Additional Award Information
93.090	D	294,747	Guardianship Assistance			
93.090	D	18,975	COVID-19 - Guardianship Assistance			
93.092	D	1,252,796	Affordable Care Act (ACA) Personal Responsibility Education Program			
93.110	D	907,024	Maternal and Child Health Federal Consolidated Programs			
93.116	D	1,704,601	Project Grants and Cooperative Agreements for Tuberculosis Control Programs			
93.118	D	52,883	Acquired Immunodeficiency Syndrome (AIDS) Activity			
93.127	D	55,775	Emergency Medical Services for Children			
93.130	D	236,853	Cooperative Agreements to States/Territories for the Coordination and Development of Primary Care Offices			
93.136	D	6,304,598	Injury Prevention and Control Research and State and Community Based Programs			
93.150	D	1,357,288	Projects for Assistance in Transition from Homelessness (PATH)			
93.165	D	171,163	Grants to States for Loan Repayment			
93.197	D	482,967	Childhood Lead Poisoning Prevention Projects, State and Local Childhood Lead Poisoning Prevention and Surveillance of Blood Lead Levels in Childrer			
93.217	D	7,693,258	Family Planning Services			
93.224	D	3,621,526	Health Center Program (Community Health Centers, Migrant Health Centers, Health Care for the Homeless, and Public Housing Primary Care)			
93.224	D	5,117	COVID-19 - Health Center Program (Community Health Centers, Migrant Health Centers, Health Care for the Homeless, and Public Housing Primary Care)			
93.234	D	108,939	Traumatic Brain Injury State Demonstration Grant Program			
93.236	D	252,739	Grants to States to Support Oral Health Workforce Activities			
93.240	D	323,311	State Capacity Building			
93.241	D	616,758	State Rural Hospital Flexibility Program			
93.243	D	2,725,431	Substance Abuse and Mental Health Services Projects of Regional and National Significance			
93.251	D	226,531	Early Hearing Detection and Intervention			
93.262	D	146,571	Occupational Safety and Health Program			
93.268	D	138,463,586	Immunization Cooperative Agreements			
93.270	D	542,372	Viral Hepatitis Prevention and Control			
93.297	D	483,244	Teenage Pregnancy Prevention Program			
93.301	D	223,995	Small Rural Hospital Improvement Grant Program			
93.301	D	674,536	COVID-19 - Small Rural Hospital Improvement Grant Program			
93.305	D	1,557,405	PPHF 2018: Office of Smoking and Health-National State-Based Tobacco Control Programs-Financed in part by 2018 Prevention and Public Health funds (PPHF)			
93.314	D	223,399	Early Hearing Detection and Intervention Information System (EHDI-IS) Surveillance Program			
93.323	D	3,444,409	Epidemiology and Laboratory Capacity for Infectious Diseases (ELC)			
93.323	D	1,236,995	COVID-19 - Epidemiology and Laboratory Capacity for Infectious Diseases (ELC)			
93.336	D	283,550	Behavioral Risk Factor Surveillance System			
93.354	D	2,468,159	Public Health Emergency Response: Cooperative Agreement for Emergency Response: Public Health Crisis Response			
93.354	D	6,240,957	COVID-19 - Public Health Emergency Response: Cooperative Agreement for Emergency Response: Public Health Crisis Response			
93.426	D	1,407,505	Improving the Health of Americans through Prevention and Management of Diabetes and Heart Disease and Stroke			
93.434	D	3,903,304	Every Student Succeeds Act/Preschool Development Grants			
93.435	D	531,281	Innovative State and Local Public Health Strategies to prevent and Manage Diabetes and Heart Disease and Stroke			
93.436	D	965,164	Well-Integrated Screending and Evaludaiton for Women Across the Nation (WISEWOMAN)			
93.439	D	927,685	State Physical Activity and Nutrition (SPAN)			
93.478	D	18,734	Preventing Maternal Deaths: Supporting Maternal Mortality Review Committees			
93.556	D	6,819,115	MaryLee Allen Promoting Safe and Stable Families Program			
93.558	D	294,746,492	Temporary Assistance for Needy Families			
93.560	D	(21,123)	Payments to Territories – Adults			
93.563	D	111,705,121	Child Support Enforcement			
93.566	D	5,175,976	Refugee and Entrant Assistance State/Replacement Designee Administered Programs			
93.568	D	96,811,394	Low-Income Home Energy Assistance			
93.569	D	24,399,903	Community Services Block Grant			
93.575	D	184,061,861	Child Care and Development Block Grant			
93.575	D	149,409,757	COVID-19 - Child Care and Development Block Grant			
93.576	D	127,609	Refugee and Entrant Assistance Discretionary Grants			
93.590	D	1,038,076	Community-Based Child Abuse Prevention Grants			
93.596	D	117,047,179	Child Care Mandatory and Matching Funds of the Child Care and Development Fund			
93.597	D	303,391	Grants to States for Access and Visitation Programs			

SCHEDULE OF EXPENDITURES OF FEDERAL AWARDS (BY STATE AGENCY)

For the Fiscal Year Ended June 30, 2020

Federal CFDA Number	Direct/ Indirect	Program Expenditures	CFDA Program Title	Pass -Through Number	Pass -Through Entity Name	Additional Award Information
93.599	D	755,319	Chafee Education and Training Vouchers Program (ETV)			
93.603	D	1,527,988	Adoption and Legal Guardianship Incentive Payments			
93.630	D	2,143,989	Developmental Disabilities Basic Support and Advocacy Grants			
93.645	D	12,056,920	Stephanie Tubbs Jones Child Welfare Services Program			
93.658	D	105,325,323	Foster Care Title IV-E			
93.658	D	1,450,320	COVID-19 - Foster Care Title IV-E			
93.659	D	61,571,665	Adoption Assistance			
93.659	D	2,678,365	COVID-19 - Adoption Assistance			
93.667	D	68,666,922	Social Services Block Grant			
93.669	D	550,475	Child Abuse and Neglect State Grants			
93.674	D	2,827,008	John H. Chafee Foster Care Program for Successful Transition to Adulthood			
93.735	D	510,083	State Public Health Approaches for Ensuring Quiltline Capacity – Funded in part by Prevention and Public Health Funds (PPHF)			
93.757	D	36,434	State and Local Public Health Actions to Prevent Obesity, Diabetes, Heart Disease and Stroke (PPHF)			
93.767	D	527,376,316	Children's Health Insurance Program			
93.767	D	11,423,173	COVID-19 - Children's Health Insurance Program			
93.777	D	16,574,573	State Survey and Certification of Health Care Providers and Suppliers (Title XVIII) Medicare			
93.778	D	10,568,045,847	Medical Assistance Program			
93.778	D	488,741,826	COVID-19 - Medical Assistance Program			
93.788	D	30,772,265	Opioid STR			
93.791	D	5,679,486	Money Follows the Person Rebalancing Demonstration			
93.791	D	86,007	COVID-19 - Money Follows the Person Rebalancing Demonstration			
93.817	D	2,316,858	Hospital Preparedness Program (HPP) Ebola Preparedness and Response Activities			
93.817	D	1,018	COVID-19 - Hospital Preparedness Program (HPP) Ebola Preparedness and Response Activities			
93.870	D	3,171,919	Maternal, Infant and Early Childhood Home Visiting Grant			
93.889	D	5,836,622	National Bioterrorism Hospital Preparedness Program			
93.898	D	4,245,584	Cancer Prevention and Control Programs for State, Territorial and Tribal Organizations			
93.913	D	110,990	Grants to States for Operation of State Offices of Rural Health			
93.917	D	36,816,160	HIV Care Formula Grants			
93.926	D	1,083,916	Healthy Start Initiative			
93.940	D	10,627,680	HIV Prevention Activities Health Department Based			
93.944	D	537,512	Human Immunodeficiency Virus (HIV)/Acquired Immunodeficiency Virus Syndrome (AIDS) Surveillance			
93.946	D	117,519	Cooperative Agreements to Support State-Based Safe Motherhood and Infant Health Initiative Programs			
93.958	D	23,263,394	Block Grants for Community Mental Health Services			
93.959	D	39,960,367	Block Grants for Prevention and Treatment of Substance Abuse			
93.977	D	2,741,211	Sexually Transmitted Diseases (STD) Prevention and Control Grants			
93.982	D	4,649,812	Mental Health Disaster Assistance and Emergency Mental Health			
93.991	D	3,877,044	Preventive Health and Health Services Block Grant			
93.994	D	18,812,551	Maternal and Child Health Services Block Grant to the States			
96.001	D	53,357,645	Social Security Disability Insurance			
96.008	D	193,655	Social Security - Work Incentives Planning and Assistance Program			
99.U01	D	57,302	Miscellaneous			BHSIS - State Agreement w/ Sngl St Agency
99.U02	D	90,069	Miscellaneous			DASIS - Drug and Alcohol Services
		<u>16,044,225,205</u>	Total - N. C. Department of Health and Human Services			

N. C. Department of Information Technology

11.549	D	435,746	State and Local Implementation Grant Program			
23.002	D	<u>91,936</u>	Appalachian Area Development			
		<u>527,682</u>	Total - N. C. Department of Information Technology			

N. C. Department of Insurance

14.171	D	98,124	Manufactured Home Dispute Resolution			
93.048	D	326,316	Special Programs for the Aging, Title IV, and Title II, Discretionary Projects			
93.071	D	989,063	Medicare Enrollment Assistance Program			
93.324	D	1,699,022	State Health Insurance Assistance Program			
93.413	D	96,455	The State Flexibility to Stabilize the Market Grant Program			
93.881	D	94,081	The Health Insurance Enforcement and Consumer Protections Grant Program			
97.043	D	<u>4,565</u>	State Fire Training Systems Grants			
		<u>3,307,626</u>	Total - N.C. Department of Insurance			

SCHEDULE OF EXPENDITURES OF FEDERAL AWARDS (BY STATE AGENCY)

For the Fiscal Year Ended June 30, 2020

Federal CFDA Number	Direct/ Indirect	Program Expenditures	CFDA Program Title	Pass -Through Number	Pass -Through Entity Name	Additional Award Information
<u>N. C. Department of Justice</u>						
16.741	D	1,333,747	DNA Backlog Reduction Program			
16.833	D	123,600	National Sexual Assault Kit Initiative			
16.922	D	2,353	Equitable Sharing Program			
93.775	D	4,872,652	State Medicaid Fraud Control Units			
		6,332,352	Total - N. C. Department of Justice			
<u>N. C. Department of Labor</u>						
17.005	D	168,176	Compensation and Working Conditions			
17.503	D	5,614,234	Occupational Safety and Health State Program			
17.504	D	1,533,899	Consultation Agreements			
17.600	D	125,783	Mine Health and Safety Grants			
		7,442,092	Total - N. C. Department of Labor			
<u>N. C. Department of Military & Veterans Affairs</u>						
64.005	D	4,468,902	Grants to States for Construction of State Home Facilities			
64.203	D	4,030,741	Veterans Cemetery Grants Program			
		8,499,643	Total - N. C. Department of Military & Veterans Affairs			
<u>N. C. Department of Natural and Cultural Resources</u>						
15.630	D	46,329	Coastal			
15.904	D	944,494	Historic Preservation Fund Grants-In-Aid			
15.916	D	3,600,899	Outdoor Recreation Acquisition, Development and Planning			
15.926	D	118,215	American Battlefield Protection			
15.957	D	30,301	Emergency Supplemental Historic Preservation Fund			
45.025	D	1,038,945	Promotion of the Arts Partnership Agreements			
45.301	D	30,010	Museums for America			
45.309	D	101,290	Museum Grants for African American History and Culture			
45.310	D	4,214,310	Grants to States			
45.312	D	135,152	National Leadership Grants			
81.137	D	10,477	Minority Economic Impact			
89.003	D	53,847	National Historical Publications and Records Grants			
		10,324,269	Total - N. C. Department of Natural and Cultural Resources			
<u>N. C. Department of Public Instruction</u>						
10.541	D	53,730	Child Nutrition-Technology Innovation Grant			
10.553	D	87,591,274	School Breakfast Program			
10.555	D	241,687,680	National School Lunch Program			
10.555	D	141,456,526	COVID-19 - National School Lunch Program			
10.556	D	62,873	Special Milk Program for Children			
10.559	D	67,185,682	Summer Food Service Program for Children			
10.560	D	5,529,543	State Administrative Expenses for Child Nutrition			
10.579	D	803,912	Child Nutrition Discretionary Grants Limited Availability			
10.582	D	3,887,867	Fresh Fruit and Vegetable Program			
12.U02	D	1,210	U. S. Department of Defense			Department of Education Troops to Teachers
84.010	D	438,118,248	Title I Grants to Local Educational Agencies			
84.011	D	5,035,807	Migrant Education State Grant Program			
84.013	D	1,086,588	Title I State Agency Program for Neglected and Delinquent Children and Youth			
84.027	D	347,699,585	Special Education Grants to States			
84.048	D	42,524,310	Career and Technical Education -- Basic Grants to States			
84.144	D	24,957	Migrant Education Coordination Program			
84.173	D	10,862,488	Special Education Preschool Grants			
84.184	D	231,619	School Safety National Activities (formerly, Safe and Drug-Free Schools and Communities-National Programs)			
84.196	D	1,758,255	Education for Homeless Children and Youth			
84.282	D	1,416,197	Charter Schools			
84.287	D	28,645,422	Twenty-First Century Community Learning Centers			
84.323	D	1,349,116	Special Education - State Personnel Development			
84.326	D	349,477	Special Education Technical Assistance and Dissemination to Improve Services and Results for Children with Disabilities			
84.358	D	3,507,208	Rural Education			
84.365	D	14,018,605	English Language Acquisition State Grants			
84.367	D	45,581,405	Supporting Effective Instruction State Grants (formerly Improving Teacher Quality State Grants)			

SCHEDULE OF EXPENDITURES OF FEDERAL AWARDS (BY STATE AGENCY)

For the Fiscal Year Ended June 30, 2020

Federal CFDA Number	Direct/ Indirect	Program Expenditures	CFDA Program Title	Pass -Through Number	Pass -Through Entity Name	Additional Award Information
84.369	D	9,330,142	Grants for State Assessments and Related Activities			
84.377	D	8,686,827	School Improvement Grants			
84.424	D	28,328,545	Student Support and Academic Enrichment Program			
84.425D	D	3,830,667	COVID-19 - Education Stabilization Fund			
84.938	D	1,366,199	Disaster Recovery Assistance for Education			
84.U01	D	118,459	U. S. Department of Education			Nat'l Assessment of Education Progress Coordinator Department of Education Data Exchange Grant
84.U02	D	995	U. S. Department of Education			
93.079	D	122,513	Cooperative Agreements to Promote Adolescent Health through School-Based HIV/STD Prevention and School-Based Surveillance			
93.235	D	1,640,973	Title V State Sexual Risk Avoidance Education (Title V State SRAE) Program			
93.243	D	1,417,353	Substance Abuse and Mental Health Services Projects of Regional and National Significance			
93.600	D	164,396	Head Start			
93.981	D	425,302	Improving Student Health and Academic Achievement through Nutrition, Physical Activity and the Management of Chronic Conditions in Schools			
		<u>1,545,901,955</u>	Total - N. C. Department of Public Instruction			
<u>N. C. Department of Public Safety</u>						
12.400	D	441,454	Military Construction, National Guard			
12.401	D	32,047,377	National Guard Military Operations and Maintenance (O&M) Projects			
12.404	D	6,829,076	National Guard ChalleNGe Program			
14.228	D	53,358,264	Community Development Block Grants/State's program and Non-Entitlement Grants in Hawaii			
16.017	D	743,818	Sexual Assault Services Formula Program			
16.034	D	4,912	Coronavirus Emergency Supplemental Funding Program			
16.540	D	480,525	Juvenile Justice and Delinquency Prevention			
16.543	D	364,186	Missing Children's Assistance			
16.550	D	11,583	State Justice Statistics Program for Statistical Analysis Centers			
16.554	D	273,838	National Criminal History Improvement Program (NCHIP)			
16.575	D	70,888,234	Crime Victim Assistance			
16.576	D	2,692,291	Crime Victim Compensation			
16.588	D	4,378,924	Violence Against Women Formula Grants			
16.593	D	171,092	Residential Substance Abuse Treatment for State Prisoners			
16.606	D	7,001,603	State Criminal Alien Assistance Program			
16.710	D	466,710	Public Safety Partnership and Community Policing Grants			
16.738	D	4,426,563	Edward Byrne Memorial Justice Assistance Grant Program			
16.742	D	559,829	Paul Coverdell Forensic Sciences Improvement Grant Program			
16.750	D	298,741	Support for Adam Walsh Act Implementation Grant Program			
16.751	D	71,766	Edward Byrne Memorial Competitive Grant Program			
16.812	D	247,883	Second Chance Act Reentry Initiative			
16.816	D	54,492	John R. Justice Prosecutors and Defenders Incentive Act			
16.827	D	376,887	Justice Reinvestment Initiative			
16.839	D	3,195	STOP School Violence			
16.922	D	2,419,732	Equitable Sharing Program			
20.218	D	10,457,452	Motor Carrier Safety Assistance			
20.237	D	738,701	Motor Carrier Safety Assistance High Priority Activities Grants and Cooperative Agreements			
20.703	D	869,866	Interagency Hazardous Materials Public Sector Training and Planning Grants			
21.016	D	363,812	Equitable Sharing			
93.643	D	504,992	Children's Justice Grants to States			
97.008	D	104,560	Non-Profit Security Program			
97.023	D	586,704	Community Assistance Program State Support Services Element (CAP-SSSE)			
97.029	D	2,028,702	Flood Mitigation Assistance			
97.032	D	464,214	Crisis Counseling			
97.036	D	286,727,832	Disaster Grants - Public Assistance (Presidentially Declared Disasters)			
97.039	D	13,483,664	Hazard Mitigation Grant			
97.042	D	9,716,386	Emergency Management Performance Grants			
97.045	D	3,385,789	Cooperating Technical Partners			
97.046	D	(6,098)	Fire Management Assistance Grant			
97.047	D	192,524	Pre-Disaster Mitigation			
97.067	D	9,457,368	Homeland Security Grant Program			
97.082	D	32,402	Earthquake Consortium			
97.088	D	5,995,930	Disaster Assistance Projects			
		<u>533,717,775</u>	Total - N. C. Department of Public Safety			

SCHEDULE OF EXPENDITURES OF FEDERAL AWARDS (BY STATE AGENCY)

For the Fiscal Year Ended June 30, 2020

Federal CFDA Number	Direct/ Indirect	Program Expenditures	CFDA Program Title	Pass -Through Number	Pass -Through Entity Name	Additional Award Information
<u>N. C. Secretary of State</u>						
16.752	D	293,462	Economic, High-Tech, and Cyber Crime Prevention			
		<u>293,462</u>	Total - N. C. Secretary of State			
<u>N. C. Department of Transportation</u>						
20.106	D	33,081,811	Airport Improvement Program			
20.106	D	772,708	COVID-19 - Airport Improvement Program			
20.200	D	184,168	Highway Research and Development Program			
20.205	D	1,506,158,909	Highway Planning and Construction			
20.215	D	182,476	Highway Training and Education			
20.219	D	1,509,521	Recreational Trails Program			
20.232	D	41,589	Commercial Driver's License Program Implementation Grant			
20.301	D	6,929	Railroad Safety			
20.314	D	160,537	Railroad Development			
20.319	D	1,170,442	High-Speed Rail Corridors and Intercity Passenger Rail Service – Capital Assistance Grants			
20.325	D	3,602	Consolidated Rail Infrastructure and Safety Improvements			
20.505	D	1,585,004	Metropolitan Transportation Planning and State and Non-Metropolitan Planning and Research			
20.507	D	1,804,759	Federal Transit Formula Grants			
20.509	D	25,423,702	Formula Grants for Rural Areas and Tribal Transit Program			
20.509	D	9,841	COVID-19 - Formula Grants for Rural Areas and Tribal Transit Program			
20.513	D	2,794,950	Enhanced Mobility of Seniors and Individuals with Disabilities			
20.516	D	88,151	Job Access and Reverse Commute Program			
20.521	D	289,163	New Freedom Program			
20.526	D	4,229,614	Buses and Bus Facilities Formula, Competitive, and Low or No Emissions Programs			
20.527	D	2,292	Public Transportation Emergency Relief Program			
20.528	D	442,939	Rail Fixed Guideway Public Transportation System State Safety Oversight Formula Grant Program			
20.600	D	7,140,224	State and Community Highway Safety			
20.616	D	7,342,949	National Priority Safety Programs			
20.933	D	4,067,183	National Infrastructure Investments			
23.003	D	15,069,076	Appalachian Development Highway System			
97.056	D	2	Port Security Grant Program			
		<u>1,613,562,541</u>	Total - N. C. Department of Transportation			
<u>N. C. Office of Administrative Hearings</u>						
14.401	D	113,035	Fair Housing Assistance Program State and Local			
30.U01	D	55,920	U. S. Equal Employment Opportunity Commission			EEC45310019C0075
		<u>168,955</u>	Total - N. C. Office of Administrative Hearings			
<u>N. C. Office of the Governor</u>						
21.019	D	374,707,232	COVID-19 - Coronavirus Relief Fund			
94.003	D	366,459	State Commissions			
94.006	D	4,283,108	AmeriCorps			
94.009	D	480,349	Training and Technical Assistance			
		<u>379,837,148</u>	Total - N. C. Office of the Governor			
<u>N. C. State Board of Elections</u>						
90.404	D	3,179,426	2018 HAVA Election Security Grants			
		<u>3,179,426</u>	Total - N. C. State Board of Elections			
		<u>26,135,558,748</u>	Total Primary Government			
Component Units						
University of North Carolina System						
<u>Appalachian State University</u>						
10.001	D	13,745	Agricultural Research Basic and Applied Research			
10.215	I	13,009	Sustainable Agriculture Research and Education	SUB0001669	University of Georgia	
10.310	I	4,670	Agriculture and Food Research Initiative (AFRI)	Z5775006	University of Maryland	
10.310	I	4,491	Agriculture and Food Research Initiative (AFRI)	RC108266ASU	Michigan State University	
10.311	I	23,474	Beginning Farmer and Rancher Development Program	91161-03	University of Arkansas Fayetteville	
10.500	I	40,743	Cooperative Extension Service	60068705	Ohio State University Press	

SCHEDULE OF EXPENDITURES OF FEDERAL AWARDS (BY STATE AGENCY)

For the Fiscal Year Ended June 30, 2020

Federal CFDA Number	Direct/ Indirect	Program Expenditures	CFDA Program Title	Pass -Through Number	Pass -Through Entity Name	Additional Award Information
12.431	D	6,114	Basic Scientific Research			
12.900	D	85,193	Language Grant Program			
15.808	D	136,231	U.S. Geological Survey Research and Data Collection			
15.931	D	5,367	Conservation Activities by Youth Service Organizations			
15.945	D	6,293	Cooperative Research and Training Programs – Resources of the National Park System			
19.009	I	150,411	Academic Exchange Programs - Undergraduate Programs	FY19-YALI-CL-App-04	IREX	
19.408	I	179,321	Academic Exchange Programs - Teachers	FY19-TEA-ASU-01	IREX	
43.001	D	33,347	Science			
45.024	D	25,949	Promotion of the Arts Grants to Organizations and Individuals			
47.049	I	5,052	Mathematical and Physical Sciences	19-0080	Brigham Young University	
47.050	D	243,294	Geosciences			
47.070	D	173,395	Computer and Information Science and Engineering			
47.074	D	123,911	Biological Sciences			
47.074	I	59,844	Biological Sciences	A17-0030-S0001	University of Alabama	
47.075	D	174,929	Social, Behavioral, and Economic Sciences			
47.076	D	429,100	Education and Human Resources			
47.076	I	5,313	Education and Human Resources	19-0177	Consortium for Ocean Leadership	
66.516	D	434	P3 Award: National Student Design Competition for Sustainability			
66.951	D	44,605	Environmental Education Grants			
84.007	D	441,300	Federal Supplemental Educational Opportunity Grants			
84.031	I	15,898	Higher Education Institutional Aid	18-0133	Columbus State University	
84.033	D	563,527	Federal Work-Study Program			
84.038	D	2,389,399	Federal Perkins Loan Program Federal Capital Contributions			
84.042	D	301,631	TRIO Student Support Services			
84.047	D	697,838	TRIO Upward Bound			
84.063	D	25,067,993	Federal Pell Grant Program			
84.116	D	385	Fund for the Improvement of Postsecondary Education			
84.268	D	79,244,345	Federal Direct Student Loans			
84.305	I	13,482	Education Research, Development and Dissemination	GM1077PO#2194581	University of Virginia	
84.325	D	251,606	Special Education - Personnel Development to Improve Services and Results for Children with Disabilities			
84.334	D	5,121,556	Gaining Early Awareness and Readiness for Undergraduate Programs			
84.335	D	74,482	Child Care Access Means Parents in School			
84.407	D	255,412	Transition Programs for Students with Intellectual Disabilities into Higher Education			
84.425E	D	4,197,612	COVID-19 - Education Stabilization Fund			
84.425F	D	7,963,966	COVID-19 - Education Stabilization Fund			
93.732	D	388,455	Mental and Behavioral Health Education and Training Grants			
93.855	D	5,486	Allergy and Infectious Diseases Research			
93.866	D	25,019	Aging Research			
94.011	D	398,077	Foster Grandparent Program			
94.016	D	265,340	Senior Companion Program			
		<u>129,671,044</u>	Total - Appalachian State University			
<u>East Carolina University</u>						
10.290	D	37,348	Agricultural Market and Economic Research			
10.310	I	495	Agriculture and Food Research Initiative (AFRI)	UA2020-189	Univ of Arkansas	
10.310	I	38,732	Agriculture and Food Research Initiative (AFRI)	3200000565-17-02,PO#7800003360	Univ of Kentucky Research Found	
10.443	D	43,633	Outreach and Assistance for Socially Disadvantaged and Veteran Farmers and Ranchers			
10.500	I	3,855	Cooperative Extension Service	31007-03/PO0053350	University of Arkansas	
10.855	D	327,950	Distance Learning and Telemedicine Loans and Grants			
11.012	I	34,753	Integrated Ocean Observing System (IOOS)	IOOS.16(028)ECU/CSI.MM.OBS.4	Southeast Coastal Ocean Observing Regional Assn	
11.020	D	111,339	Cluster Grants			
11.417	I	39,609	Sea Grant Support	2018-2019-001	Universidad De Puerto Rico Colegio Universitario Ponce	
11.431	D	73,754	Climate and Atmospheric Research			
11.431	I	13,743	Climate and Atmospheric Research	2020-33	University of Oklahoma	
11.459	I	37,130	Weather and Air Quality Research	NA18OAR4590365	Nurture Nature Ctr	
11.609	I	14,133	Measurement and Engineering Research and Standards	G-99042-13	Colorado State University	
12.300	D	141,756	Basic and Applied Scientific Research			
12.300	I	19,546	Basic and Applied Scientific Research	406300 SUB1	The Catholic University of America	
12.420	D	301,182	Military Medical Research and Development			
12.431	I	52,764	Basic Scientific Research	UFDSP00012222-5/ PO0088902	University of Florida	
12.556	I	5,281	Competitive Grants: Promoting K-12 Student Achievement at Military-Connected Schools	A16-0138	Wayne County Public Schools	

SCHEDULE OF EXPENDITURES OF FEDERAL AWARDS (BY STATE AGENCY)

For the Fiscal Year Ended June 30, 2020

Federal CFDA Number	Direct/ Indirect	Program Expenditures	CFDA Program Title	Pass -Through Number	Pass -Through Entity Name	Additional Award Information
12.740	I	305,782	Past Conflict Accounting	4790; PO# 960893	Henry M Jackson Foundation	
12.740	I	191,490	Past Conflict Accounting	4853 PO969333	Henry M Jackson Foundation	
12.740	I	27,258	Past Conflict Accounting	0000000509	University of Wisconsin Board of Regents	
12.902	D	101,634	Information Security Grants			
12.RD	D	30,292	U. S. Department of Defense			W912HZ-20-2-0012/0017
14.218	I	14,898	Community Development Block Grants/Entitlement Grants	836840	City of Greenville	
14.218	I	5,243	Community Development Block Grants/Entitlement Grants	A14-0151	City of Greenville	
14.218	I	11,746	Community Development Block Grants/Entitlement Grants	CDBG-2018	City of Greenville	
15.424	I	10,185	Marine Minerals Activities	SCDNR FY 2017-014; M14AC00012	South Carolina Dept of Nat Resources	
15.608	D	19,539	Fish and Wildlife Management Assistance			
15.608	I	5,105	Fish and Wildlife Management Assistance	E2046561	George Mason University	
15.650	D	23,272	Research Grants (Generic)			
15.664	D	13,157	Fish and Wildlife Coordination and Assistance			
15.678	D	38,497	Cooperative Ecosystem Studies Units			
15.815	I	3,217	National Land Remote Sensing Education Outreach and Research	AV18-NC-01	AmericaView	
15.923	I	6,766	National Center for Preservation Technology and Training	P19AP00137	Natl Park Service	
15.945	D	37,907	Cooperative Research and Training Programs – Resources of the National Park System			
16.590	I	112,694	Grants to Encourage Arrest Policies and Enforcement of Protection Orders Program	A16-0190-005	Pitt County	
16.745	I	21,569	Criminal and Juvenile Justice and Mental Health Collaboration Program	SHARP	Pitt County	
20.614	D	151,688	National Highway Traffic Safety Administration (NHTSA) Discretionary Safety Grants and Cooperative Agreements			
43.001	D	20,036	Science			
45.024	I	5,000	Promotion of the Arts Grants to Organizations and Individuals	DANCE TOURING INITIATIVE	South Arts	
45.129	I	389	Promotion of the Humanities Federal/State Partnership	18-4	North Carolina Humanities Council	
45.129	I	1,988	Promotion of the Humanities Federal/State Partnership	19-0107	North Carolina Humanities Council	
45.160	D	2,692	Promotion of the Humanities Fellowships and Stipends			
45.161	D	29,201	Promotion of the Humanities Research			
45.162	D	2,128	Promotion of the Humanities Teaching and Learning Resources and Curriculum Development			
45.163	D	1,895	Promotion of the Humanities Professional Development			
47.041	D	371,160	Engineering			
47.041	I	9,203	Engineering	4101-83663	Purdue Univ	
47.041	I	47,385	Engineering	51214	University of Delaware	
47.049	D	221,279	Mathematical and Physical Sciences			
47.050	D	487,773	Geosciences			
47.050	I	42,036	Geosciences	14-NSF-1026/EAR1338694	Duke Univ	
47.070	D	241,440	Computer and Information Science and Engineering			
47.074	D	662,482	Biological Sciences			
47.074	I	870	Biological Sciences	00010160-01/1655191/BB01320048	Regents of the University of California	
47.075	D	268,058	Social, Behavioral, and Economic Sciences			
47.075	I	59,717	Social, Behavioral, and Economic Sciences	25-1714-0206-002	University of Nebraska	
47.075	I	26,188	Social, Behavioral, and Economic Sciences	479862-19347	Virginia Polytechnic Inst and State Univ	
47.076	D	1,436,474	Education and Human Resources			
47.079	D	31,579	Office of International Science and Engineering			
66.509	D	137,888	Science To Achieve Results (STAR) Research Program			
66.511	I	1,055	Office of Research and Development Consolidated Research/Training/Fellowships	4951-RFA14-4/16-2-3	Health Effects Institute	
66.511	I	52,058	Office of Research and Development Consolidated Research/Training/Fellowships	E0199A-A	Oregon State Univ	
66.708	D	39,919	Pollution Prevention Grants Program			
84.007	D	1,088,456	Federal Supplemental Educational Opportunity Grants			
84.016	D	84,377	Undergraduate International Studies and Foreign Language Programs			
84.033	D	759,951	Federal Work-Study Program			
84.038	D	7,799,897	Federal Perkins Loan Program Federal Capital Contributions			
84.063	D	37,236,047	Federal Pell Grant Program			
84.268	D	144,950,822	Federal Direct Student Loans			
84.324	D	450,584	Research in Special Education			
84.325	D	359,620	Special Education - Personnel Development to Improve Services and Results for Children with Disabilities			
84.336	D	271,528	Teacher Quality Partnership Grants			
84.379	D	1,876	Teacher Education Assistance for College and Higher Education Grants (TEACH Grants)			
84.423	D	1,946,099	Supporting Effective Educator Development Program			
84.425E	D	8,740,449	COVID-19 - Education Stabilization Fund			
84.425F	D	8,720,749	COVID-19 - Education Stabilization Fund			
93.068	I	28,499	Chronic Diseases: Research, Control, and Prevention	000516164-001	University of Alabama at Birmingham	

SCHEDULE OF EXPENDITURES OF FEDERAL AWARDS (BY STATE AGENCY)

For the Fiscal Year Ended June 30, 2020

Federal CFDA Number	Direct/ Indirect	Program Expenditures	CFDA Program Title	Pass -Through Number	Pass -Through Entity Name	Additional Award Information
93.073	I	14,432	Birth Defects and Developmental Disabilities - Prevention and Surveillance	216069/NU50DD004933-04-02	Duke Univ	
93.077	I	43,869	Family Smoking Prevention and Tobacco Control Act Regulatory Research	506226-1	University of Toronto	
93.077	I	32,910	Family Smoking Prevention and Tobacco Control Act Regulatory Research	FP00008773-SA002	Virginia Commonwealth University	
93.077	I	93,738	Family Smoking Prevention and Tobacco Control Act Regulatory Research	FP0006477_SA006	Virginia Commonwealth University	
93.077	I	12,534	Family Smoking Prevention and Tobacco Control Act Regulatory Research	61-100730-116540	Wake Forest University Health Sciences	
93.084	I	28,074	Prevention of Disease, Disability, and Death by Infectious Diseases	UFDSP0012188/P0089602	University of Florida	
93.110	I	9,709	Maternal and Child Health Federal Consolidated Programs	5H30MC24046-08-00	Hemophilia of Georgia Inc	
93.110	I	950	Maternal and Child Health Federal Consolidated Programs	5H30MC24046-09-00	Hemophilia of Georgia Inc	
93.113	D	1,087,759	Environmental Health			
93.113	I	19,405	Environmental Health	473256	Univ of Arizona	
93.121	D	130,349	Oral Diseases and Disorders Research			
93.121	I	95,517	Oral Diseases and Disorders Research	096565-17609	The Board of Trustees of the University of Illinois	
93.121	I	12,085	Oral Diseases and Disorders Research	UFDSP00012307; P0051622	University of Florida	
93.124	D	10,150	Nurse Anesthetist Traineeship			
93.145	I	13,219	HIV-Related Training and Technical Assistance	4500002800	Boston Univ	
93.153	D	583,501	Coordinated Services and Access to Research for Women, Infants, Children, and Youth			
93.173	D	268,359	Research Related to Deafness and Communication Disorders			
93.191	D	279,463	Graduate Psychology Education			
93.211	D	380,830	Telehealth Programs			
93.213	I	34,400	Research and Training in Complementary and Integrative Health	TACT2 TRIAL TO ACCESS CHELATIO	Mount Sinai Medical Center	
93.226	D	6,573	Research on Healthcare Costs, Quality and Outcomes			
93.243	D	108,440	Substance Abuse and Mental Health Services Projects of Regional and National Significance			
93.243	I	5,325	Substance Abuse and Mental Health Services Projects of Regional and National Significance	CARDINAL PFS CUMBERLAND	Insight Human Services	
93.243	I	10,855	Substance Abuse and Mental Health Services Projects of Regional and National Significance	CARDINAL PFS FORSYTH	Insight Human Services	
93.247	D	455,987	Advanced Nursing Education Workforce Grant Program			
93.262	I	9,499	Occupational Safety and Health Program	1U01OH011899-01-00	Mary Imogen Bassett Hosp	
93.262	I	12,840	Occupational Safety and Health Program	4885/120715 PO0000128920	State of Rhode Island	
93.262	I	98,293	Occupational Safety and Health Program	3210001068-19-121/ PO7800004670	Univ of Kentucky Research Found	
93.262	I	2,518	Occupational Safety and Health Program	PO 7800004573/3210001070-19-12	Univ of Kentucky Research Found	
93.262	I	12,453	Occupational Safety and Health Program	PO7800004999/3200002746-20-118	Univ of Kentucky Research Found	
93.262	I	231	Occupational Safety and Health Program	3210001070-19/PO#7800004559	University of Kentucky	
93.273	D	332,729	Alcohol Research Programs			
93.276	D	107,628	Drug-Free Communities Support Program Grants			
93.310	I	169,584	Trans-NIH Research Support	A030595	Duke Univ	
93.310	I	236,669	Trans-NIH Research Support	A032888	Duke Univ	
93.342	D	257,487	Health Professions Student Loans, Including Primary Care Loans/Loans for Disadvantaged Students			
93.351	I	23,132	Research Infrastructure Programs	G1A62667-3	Northern Illinois University	
93.361	I	73,255	Nursing Research	A031184	Duke Univ	
93.361	I	14,852	Nursing Research	A032609	Duke Univ	
93.361	I	29,013	Nursing Research	A033333	Duke Univ	
93.361	I	11,575	Nursing Research	A00-2071-S001	Medical University of South Carolina	
93.361	I	66,638	Nursing Research	19-3793/PO2000043163	University of South Carolina	
93.364	D	345,548	Nursing Student Loans			
93.395	I	621	Cancer Treatment Research	N1048-(PROSPECT)/ALLIANCE	Brigham & Women's hospital	
93.395	I	788	Cancer Treatment Research	RTOG 1005	Brigham & Women's hospital	
93.395	I	5,481	Cancer Treatment Research	A011106 / ALTERNATE	Cancer and Leukemia Group B	
93.395	I	75	Cancer Treatment Research	A211401	Cancer and Leukemia Group B	
93.395	I	52,213	Cancer Treatment Research	COG/NCTN PCR WORK ORDER	Childrens Hosp of Philadelphia	
93.395	I	913	Cancer Treatment Research	FP00017458_SUB100_01	Childrens Hosp of Philadelphia	
93.395	I	697	Cancer Treatment Research	NRG-BR003	NRG Oncology	
93.395	I	781	Cancer Treatment Research	B-43	Natl Surgical Adjuvant Breast and Bowel Project	
93.395	I	242	Cancer Treatment Research	20202	Univ of Chicago	
93.395	I	268	Cancer Treatment Research	AALL0434	Childrens Hosp of Philadelphia	
93.397	I	697	Cancer Centers Support Grants	PROTOCOL A011202 / ALLIANCE	Cancer and Leukemia Group B	
93.399	I	544	Cancer Control	N107C ALLIANCE	Univ of Chicago	
93.399	I	83	Cancer Control	9862	Univ of Chicago	
93.399	I	337	Cancer Control	8461	Univ of Chicago	
93.399	I	131	Cancer Control	9665	Univ of Chicago	
93.652	I	274	Adoption Opportunities	193405403	University of Wisconsin Board of Regents	
93.837	D	1,199,410	Cardiovascular Diseases Research			

SCHEDULE OF EXPENDITURES OF FEDERAL AWARDS (BY STATE AGENCY)

For the Fiscal Year Ended June 30, 2020

Federal CFDA Number	Direct/ Indirect	Program Expenditures	CFDA Program Title	Pass -Through Number	Pass -Through Entity Name	Additional Award Information
93.837	I	163,765	Cardiovascular Diseases Research	35238-1	Augusta University	
93.837	I	97,080	Cardiovascular Diseases Research	35551-1	Augusta University	
93.837	I	960	Cardiovascular Diseases Research	109363/137829 (AMEND 1,2,3,4)	Cincinnati Childrens Hosp	
93.837	I	49,122	Cardiovascular Diseases Research	R42HL133633	RFPI LLC	
93.837	I	3,711	Cardiovascular Diseases Research	N006187424 / UMN 65083	Regents of the Univ of Minnesota	
93.837	I	15,567	Cardiovascular Diseases Research	1001768818	State University of Iowa	
93.837	I	341,677	Cardiovascular Diseases Research	000511972-002/SUH3HL130691-03	University of Alabama at Birmingham	
93.838	I	3,239	Lung Diseases Research	SUBAWARD 002 / RETHINC	COPD Foundation Inc	
93.838	I	27,675	Lung Diseases Research	SUBAWARD NO 001/AMEND 1/2	COPD Foundation Inc	
93.839	D	92,973	Blood Diseases and Resources Research			
93.839	I	14,239	Blood Diseases and Resources Research	SUBAWARD 2831742	Duke Univ	
93.839	I	40,775	Blood Diseases and Resources Research	000524452-011	University of Alabama at Birmingham	
93.846	D	453,520	Arthritis, Musculoskeletal and Skin Diseases Research			
93.846	I	246,622	Arthritis, Musculoskeletal and Skin Diseases Research	ZAT00020/1R01AR071263-01	University of Kansas Medical Center Research Inst Inc	
93.847	D	1,007,604	Diabetes, Digestive, and Kidney Diseases Extramural Research			
93.847	I	16,509	Diabetes, Digestive, and Kidney Diseases Extramural Research	SUBAWARD NO. 3301820719/20	Childrens Hosp of Philadelphia	
93.847	I	16,225	Diabetes, Digestive, and Kidney Diseases Extramural Research	A031748	Duke Univ	
93.847	I	19,291	Diabetes, Digestive, and Kidney Diseases Extramural Research	700198-09620-00	Nationwide Childrens Hosp	
93.847	I	14,432	Diabetes, Digestive, and Kidney Diseases Extramural Research	576894/ PO 4485718	Univ of Pennsylvania	
93.853	D	353,167	Extramural Research Programs in the Neurosciences and Neurological Disorders			
93.853	I	43,923	Extramural Research Programs in the Neurosciences and Neurological Disorders	A00-0456-S001-A02(S19007)	Kansas State Univ	
93.855	D	1,552,089	Allergy and Infectious Diseases Research			
93.855	I	56,905	Allergy and Infectious Diseases Research	3210871219/ PO 961879SUB	Childrens Hosp of Philadelphia	
93.855	I	16,276	Allergy and Infectious Diseases Research	DUKE SPS#189925/235058(ACUMIN)	Duke Univ	
93.855	I	7,219	Allergy and Infectious Diseases Research	UFDSP0012191 P0084475	University of Florida	
93.855	I	86,967	Allergy and Infectious Diseases Research	203504ECU/ 5R01AI136904-02	University of Notre Dame du Lac	
93.855	I	130,966	Allergy and Infectious Diseases Research	GR100603 (CON-80000936)	Yale University	
93.859	D	762,074	Biomedical Research and Research Training			
93.859	I	41,994	Biomedical Research and Research Training	2018-06	Arkansas College of Health Education	
93.865	D	331,267	Child Health and Human Development Extramural Research			
93.865	I	1,514	Child Health and Human Development Extramural Research	281952	Duke Univ	
93.865	I	6,224	Child Health and Human Development Extramural Research	2831952	Duke Univ	
93.865	I	21,323	Child Health and Human Development Extramural Research	SUBAWARD 2831952/SPS240023	Duke Univ	
93.865	I	18,838	Child Health and Human Development Extramural Research	WFUHS 112761	Wake Forest University Health Sciences	
93.866	D	119,646	Aging Research			
93.866	I	110	Aging Research	AS-1926 FKA SUBAWARD XT-1730	Hennepin Healthcare Research Institute	
93.866	I	74	Aging Research	Subaward#:15156-04-01FFS(ASPRE)	Hennepin Healthcare Research Institute	
93.866	I	22,059	Aging Research	527258	Scripps Research Inst	
93.866	I	13,086	Aging Research	132471 G003960	Washington State Univ	
93.866	I	15,251	Aging Research	E2042937/ RC108504 ECU	Michigan State Univ	
93.879	D	115,606	Medical Library Assistance			
93.884	D	619,824	Grants for Primary Care Training and Enhancement			
93.918	D	912,928	Grants to Provide Outpatient Early Intervention Services with Respect to HIV Disease			
93.925	D	606,667	Scholarships for Health Professions Students from Disadvantaged Backgrounds			
93.969	D	257,305	PPHF Geriatric Education Centers			
93.982	D	53,451	Mental Health Disaster Assistance and Emergency Mental Health			
93.RD	I	32,793	U. S. Department of Health and Human Services	20X020F	Leidos Biomedical Research, Inc	20X20F
		234,698,253	Total - East Carolina University			

Elizabeth City State University

12.300	D	29,397	Basic and Applied Scientific Research			
16.560	D	121,749	National Institute of Justice Research, Evaluation, and Development Project Grants			
20.215	D	33,643	Highway Training and Education			
43.008	D	159,677	Office of Stem Engagement (OSTEM)			
47.049	D	35,522	Mathematical and Physical Sciences			
47.070	I	276,207	Computer and Information Science and Engineering	S9001482	University of California, San Diego	
47.076	I	504,051	Education and Human Resources	GA1125715580	University of Virginia	
84.007	D	386,676	Federal Supplemental Educational Opportunity Grants			
84.031	D	3,505,713	Higher Education Institutional Aid			
84.033	D	333,495	Federal Work-Study Program			
84.042	D	389,565	TRIO Student Support Services			
84.047	D	401,227	TRIO Upward Bound			
84.063	D	6,287,659	Federal Pell Grant Program			
84.120	D	109,308	Minority Science and Engineering Improvement			

SCHEDULE OF EXPENDITURES OF FEDERAL AWARDS (BY STATE AGENCY)

For the Fiscal Year Ended June 30, 2020

Federal CFDA Number	Direct/ Indirect	Program Expenditures	CFDA Program Title	Pass -Through Number	Pass -Through Entity Name	Additional Award Information
84.268	D	8,369,721	Federal Direct Student Loans			
84.379	D	4,207	Teacher Education Assistance for College and Higher Education Grants (TEACH Grants)			
84.382	D	427,239	Strengthening Minority-Serving Institutions			
84.425E	D	1,065,482	COVID-19 - Education Stabilization Fund			
84.425F	D	914,045	COVID-19 - Education Stabilization Fund			
93.859	D	103,419	Biomedical Research and Research Training			
97.062	D	198,543	Scientific Leadership Awards			
93.RD	D	390	U. S. Department of Health and Human Services			CBO#26056
		<u>23,656,935</u>	Total - Elizabeth City State University			

Fayetteville State University

11.303	D	92,862	Economic Development Technical Assistance			
11.609	D	23,489	Measurement and Engineering Research and Standards			
12.431	D	148,266	Basic Scientific Research			
12.800	D	17,832	Air Force Defense Research Sciences Program			
47.041	D	49,298	Engineering			
47.049	D	185,657	Mathematical and Physical Sciences			
47.076	D	699,400	Education and Human Resources			
59.044	D	230,309	Veterans Outreach Program			
84.007	D	695,804	Federal Supplemental Educational Opportunity Grants			
84.031	D	4,958,866	Higher Education Institutional Aid			
84.033	D	111,035	Federal Work-Study Program			
84.038	D	2,144,817	Federal Perkins Loan Program Federal Capital Contributions			
84.042	D	402,875	TRIO Student Support Services			
84.044	D	612,258	TRIO Talent Search			
84.047	D	580,192	TRIO Upward Bound			
84.063	D	16,639,331	Federal Pell Grant Program			
84.066	D	497,794	TRIO Educational Opportunity Centers			
84.120	D	33,054	Minority Science and Engineering Improvement			
84.217	D	207,273	TRIO McNair Post-Baccalaureate Achievement			
84.268	D	29,627,631	Federal Direct Student Loans			
84.334	D	1,195,069	Gaining Early Awareness and Readiness for Undergraduate Programs			
84.379	D	24,901	Teacher Education Assistance for College and Higher Education Grants (TEACH Grants)			
84.382	D	293,186	Strengthening Minority-Serving Institutions			
84.425E	D	2,542,344	COVID-19 - Education Stabilization Fund			
84.425F	D	2,431,521	COVID-19 - Education Stabilization Fund			
84.425J	D	223,244	COVID-19 - Education Stabilization Fund			
93.359	D	394,843	Nurse Education, Practice Quality and Retention Grants			
93.859	D	421,646	Biomedical Research and Research Training			
		<u>65,484,797</u>	Total - Fayetteville State University			

North Carolina Agricultural & Technical State University

10.001	D	37,664	Agricultural Research Basic and Applied Research			
10.206	D	7,053,754	Grants for Agricultural Research Competitive Research Grants			
10.210	D	53,758	Higher Education – Graduate Fellowships Grant Program			
10.215	I	45,534	Sustainable Agriculture Research and Education	SUBAWARD NO:RD309-137/S001432	University of Georgia	
10.216	D	294,908	1890 Institution Capacity Building Grants			
10.216	I	18,914	1890 Institution Capacity Building Grants	Subaward No: H007164301	University of Minnesota	
10.216	I	10,087	1890 Institution Capacity Building Grants	332.77-19.0684	Tennessee State University	
10.220	D	21,361	Higher Education - Multicultural Scholars Grant Program			
10.307	I	14,894	Organic Agriculture Research and Extension Initiative	SUBAWARD NO: 8000064230-AG	Purdue University	
10.307	I	39,069	Organic Agriculture Research and Extension Initiative	SUBAWARD NO: UFDSP00010998	University of Florida	
10.310	D	461,379	Agriculture and Food Research Initiative (AFRI)			
10.310	I	34,483	Agriculture and Food Research Initiative (AFRI)	SUBAWARD NO: 32375SUB2507	The University of Vermont	
10.310	I	15,733	Agriculture and Food Research Initiative (AFRI)	SUBAWARD NO: 17-044	University of New Hampshire	
10.319	I	17,686	Farm Business Management and Benchmarking Competitive Grants Program	Subaward No: C00066315-1	University of Missouri-Columbia	
10.319	I	8,510	Farm Business Management and Benchmarking Competitive Grants Program	SUBAWARD NO:60584-Z5064201	University of Maryland	
10.443	D	2,935	Outreach and Assistance for Socially Disadvantaged and Veteran Farmers and Ranchers			
10.500	D	3,996,237	Cooperative Extension Service			
10.500	I	4,925	Cooperative Extension Service	Subaward No: 5938-NCAT-UM-3501	Pennsylvania State University	
10.515	D	8,519	Renewable Resources Extension Act and National Focus Fund Projects			

SCHEDULE OF EXPENDITURES OF FEDERAL AWARDS (BY STATE AGENCY)

For the Fiscal Year Ended June 30, 2020

Federal CFDA Number	Direct/ Indirect	Program Expenditures	CFDA Program Title	Pass -Through Number	Pass -Through Entity Name	Additional Award Information
10.771	D	36,644	Rural Cooperative Development Grants			
10.902	D	55,159	Soil and Water Conservation			
10.961	D	(819)	Scientific Cooperation and Research			
10.RD	D	19,941	U. S. Department of Agriculture			G-240741
10.RD	I	43,296	U. S. Department of Agriculture	Email dated 6/14/19	University of Georgia	G-281073
10.RD	I	6,475	U. S. Department of Agriculture	SUBAWARD NO: H006425303	University of Minnesota	G-280996
10.RD	I	(3,115)	U. S. Department of Agriculture	SUBAWARD NO:ASU330109	Alcorn State University	G-280897
10.RD	I	1,251	U. S. Department of Agriculture	Subaward No: F0004577402019	Purdue University	G-281110
10.U02	D	46,162	U. S. Department of Agriculture			G-240953
12.300	D	1,127,683	Basic and Applied Scientific Research			
12.360	I	89,703	Research on Chemical and Biological Defense			
12.431	D	229,919	Basic Scientific Research	W911NF1220022	The John Hopkins University	
12.630	D	1,053,965	Basic, Applied, and Advanced Research in Science and Engineering			
12.630	I	241	Basic, Applied, and Advanced Research in Science and Engineering	Email dated 1/17/2020	Army Educational Outreach Program (AEOP)	
12.800	D	208,679	Air Force Defense Research Sciences Program			
12.800	I	8,663	Air Force Defense Research Sciences Program	Subaward No: 575203	University of Pennsylvania	
12.901	D	24,600	Mathematical Sciences Grants			
12.903	D	80,964	GenCyber Grants Program			
12.905	D	35,545	CyberSecurity Core Curriculum			
12.RD	D	(13,645)	U. S. Department of Defense			G-210169
12.RD	D	91,988	U. S. Department of Defense			G-210205
12.RD	D	20,175	U. S. Department of Defense			G-210221
12.RD	D	100,139	U. S. Department of Defense			G-210225
12.RD	D	16,036	U. S. Department of Defense			G-210228
12.RD	I	(17)	U. S. Department of Defense	SUB# D01-W911SR-14-2-0001-0019	MSRDC	G-280978
12.RD	I	40,533	U. S. Department of Defense	SUB# D01-W911SR-14-2-001-0026	MSRDC	G-281000
12.RD	I	989	U. S. Department of Defense	SUBCONTRACT/PO #PS180003	Engineering Research and Consulting, Inc.	G-281010
12.RD	I	3,267	U. S. Department of Defense	2102796-17	Stevens Institute of Technology	G-281042
12.RD	I	4,954	U. S. Department of Defense	2102796-16	Stevens Institute of Technology	G-281043
12.RD	I	44,853	U. S. Department of Defense	Subaward # W911SR-14-2-0001	MSRDC	G-281077
12.RD	I	715	U. S. Department of Defense	Subcontract No: 2102964-05	Systems Engineering Research Center (SERC)	G-281103
12.U03	D	14,732	U. S. Department of Defense			G-210222
13.RD	I	66,656	U.S. Central Intelligence Agency	CONTINGENCY DATED 9/28/18	Florida Institute of Technology Inc	G-281032
16.U01	D	85,761	U. S. Department of Justice			G-270125
17.U01	D	14,574	U. S. Department of Labor			G-270121
20.215	D	28,510	Highway Training and Education			
20.701	D	888,380	University Transportation Centers Program			
20.RD	I	6,663	U. S. Department of Transportation	Subaward Agreement:460732-190	Virginia Polytechnic Institute and State University	G-281100
43.001	I	24,586	Science	RSA No:1632388	Jet Propulsion Laboratory	
43.001	I	8,269	Science	RSA No: 1646362	Jet Propulsion Laboratory	
43.002	I	64,387	Aeronautics	SUBAWARD # 60061599	Ohio State University	
43.012	D	115,923	Space Technology			
43.RD	I	335,542	U. S. National Aeronautics and Space Administration	C16-2B00-NCAT,ACTIVITY 3773-N	Virginia Polytechnic Institute and State University	G-280887
43.RD	I	35,000	U. S. National Aeronautics and Space Administration	RSA No: 1625294	Jet Propulsion Laboratory	G-281064
43.U01	I	26,250	U. S. National Aeronautics and Space Administration	Letter Dated 9-23-03	National Action Council for Minorities in Engineering Inc	G-280155
47.041	D	2,932,059	Engineering			
47.041	I	132,009	Engineering	SUBGRANT NO. RG314-G1	Georgia Institute of Technology-Library	
47.041	I	2,076	Engineering	SUBAWARD NO. C-4966	Florida A&M University	
47.041	I	468	Engineering	Contingency Letter 10-26-2018	Ohio State University	
47.041	I	6,922	Engineering	Subaward No: 19-010647 D00	University of Massachusetts	
47.049	D	153,109	Mathematical and Physical Sciences			
47.049	I	22,662	Mathematical and Physical Sciences	25-0521-0184-022	The University of Nebraska Lincoln	
47.050	D	565,157	Geosciences			
47.070	D	319,252	Computer and Information Science and Engineering			
47.074	D	228,770	Biological Sciences			
47.074	I	330,901	Biological Sciences	61-2075NC	Michigan State University	
47.074	I	27,024	Biological Sciences	SUBAWARD # 2254/200201913	Cary Institute of Ecosystem Studies	
47.074	I	16,251	Biological Sciences	Subaward No: 2018-02	Loyola University Maryland	
47.075	D	190,580	Social, Behavioral, and Economic Sciences			
47.076	D	4,443,703	Education and Human Resources			
47.076	I	27,399	Education and Human Resources	SUBAWARD NO. PU-NCAT-02-2017	Pacific University	
47.076	I	97,978	Education and Human Resources	SUBAGREEMENT # 332-0252	Duke University	
47.079	D	28,931	Office of International Science and Engineering			
47.083	D	128,369	Integrative Activities			

SCHEDULE OF EXPENDITURES OF FEDERAL AWARDS (BY STATE AGENCY)

For the Fiscal Year Ended June 30, 2020

Federal CFDA Number	Direct/ Indirect	Program Expenditures	CFDA Program Title	Pass -Through Number	Pass -Through Entity Name	Additional Award Information
47.RD	D	95,379	U. S. National Science Foundation			G-260361
47.RD	D	22,431	U. S. National Science Foundation			G-260372
47.RD	I	(46,673)	U. S. National Science Foundation	SUBCONTRACT # IIP-1353584	Koli Medical	G-280964
47.RD	I	10,003	U. S. National Science Foundation	SUBCONTRACT NO: 3/NCAT	AxNano, LLC	G-281026
47.RD	I	37,943	U. S. National Science Foundation	Chk #22632 Dated 10-9-2018	Council of Graduate Schools (CGS)	G-281036
47.RD	I	6,921	U. S. National Science Foundation	SUBAWD000962	National Center for Atmospheric Research (NCAR)	G-281054
81.089	D	39,228	Fossil Energy Research and Development			
81.123	D	892,467	National Nuclear Security Administration (NNSA) Minority Serving Institutions (MSI) Program			
81.123	I	240,442	National Nuclear Security Administration (NNSA) Minority Serving Institutions (MSI) Program	SUB AWARD NO:F1040061-14-08	Norfolk State University	
81.RD	D	28,024	U. S. Department of Energy			G-270148
81.RD	I	4,053	U. S. Department of Energy	TOA# 0000332973	Savannah River Nuclear Solutions	G-280986
81.RD	I	5,358	U. S. Department of Energy	TOA# 0000332974	Savannah River Nuclear Solutions	G-280987
81.RD	I	10,941	U. S. Department of Energy	LETTER DATED 01-22-2018	Honeywell Federal Manufacturing & Technologies, LLC	G-280997
81.RD	I	28	U. S. Department of Energy	TASK ORDER #4300152232	Consolidated Nuclear Security LLC	G-281007
81.RD	I	186,093	U. S. Department of Energy	TOA/PO No: 0000403064	Savannah River Nuclear Solutions	G-281053
81.RD	I	25,011	U. S. Department of Energy	Subcontract No: 4000176724	Oak Ridge National Laboratory	G-281105
81.RD	I	100,046	U. S. Department of Energy	PO # 2123806	DOE-Sandia National Laboratories	G-281107
81.RD	I	4,399	U. S. Department of Energy	Sub-2020-10138	National Renewable Energy Laboratory	G-281120
81.U01	I	1,007	U. S. Department of Energy	Letter Dated 6-12-15	National Nuclear Security Administration	G-280875
81.U02	I	618	U. S. Department of Energy	Letter Dated 07-17-2018	Kansas City National Security Campus (KCNSC)	G-281024
81.U03	I	4,246	U. S. Department of Energy	CHECK #296167	Honeywell International Inc	G-281031
84.007	D	743,078	Federal Supplemental Educational Opportunity Grants			
84.031	D	11,966,074	Higher Education Institutional Aid			
84.033	D	503,619	Federal Work-Study Program			
84.038	D	585,254	Federal Perkins Loan Program Federal Capital Contributions			
84.042	D	301,328	TRIO Student Support Services			
84.044	D	249,865	TRIO Talent Search			
84.047	D	521,982	TRIO Upward Bound			
84.063	D	32,368,664	Federal Pell Grant Program			
84.120	D	1,080	Minority Science and Engineering Improvement			
84.129	D	97,144	Rehabilitation Long-Term Training			
84.133	I	23,889	National Institute on Disability and Rehabilitation Research	SUBCONTRACT DATED 10/27/2014	Langston University	
84.268	D	94,159,364	Federal Direct Student Loans			
84.325	D	533,185	Special Education - Personnel Development to Improve Services and Results for Children with Disabilities			
84.336	I	62,185	Teacher Quality Partnership Grants	Subaward No: U336S180027-01	High Point University	
84.336	D	566,697	Teacher Quality Partnership Grants			
84.379	D	50,234	Teacher Education Assistance for College and Higher Education Grants (TEACH Grants)			
84.425E	D	6,899,800	COVID-19 - Education Stabilization Fund			
84.425F	D	8,713,317	COVID-19 - Education Stabilization Fund			
93.113	I	11,937	Environmental Health	SUBAWARD# 1-340-0215502-52722L	Research Triangle Institute	
93.213	I	59,527	Research and Training in Complementary and Integrative Health	SUBAWARD NO:UFDSP00010628	University of Florida	
93.213	I	61,087	Research and Training in Complementary and Integrative Health	Subaward No: 1(GG013599-01)	Columbia University	
93.243	D	60,069	Substance Abuse and Mental Health Services Projects of Regional and National Significance			
93.286	D	1,080	Discovery and Applied Research for Technological Innovations to Improve Human Health			
93.307	I	82,579	Minority Health and Health Disparities Research	HU-140004	Hampton University	
93.307	I	12,886	Minority Health and Health Disparities Research	HU-150006	Hampton University	
93.307	I	22,961	Minority Health and Health Disparities Research	Subaward No: HU - 190006	Hampton University	
93.398	I	6,900	Cancer Research Manpower	Subaward No: WFUHS 114319	Wake Forest University Baptist Medical Center	
93.732	D	245,452	Mental and Behavioral Health Education and Training Grants			
93.847	I	3,309	Diabetes, Digestive, and Kidney Diseases Extramural Research	Subaward No. 56-120370-442531	Wake Forest University	
93.859	D	1,255,479	Biomedical Research and Research Training			
93.865	D	79,783	Child Health and Human Development Extramural Research			
93.866	I	5,284	Aging Research	Subaward No: L03030302-Sub02	Rush University Medical Center	
93.RD	D	125,089	U. S. Department of Health and Human Services			G-250263
93.RD	I	388	U. S. Department of Health and Human Services	EMAIL DATED 4/17/17	Heitech Services, Inc.	G-280967
93.U03	I	2,652	U. S. Department of Health and Human Services	Email dated 10/16/19	University of Kentucky	G-281094
97.061	I	41,856	Centers for Homeland Security	CONTINGENCY FUND 09-13-2017	Arizona State University	
97.061	I	2,800	Centers for Homeland Security	SUBAWARD NO: 18-484	Arizona State University	
97.061	I	22,599	Centers for Homeland Security	Subaward No: ASUB00000365	Arizona State University	

SCHEDULE OF EXPENDITURES OF FEDERAL AWARDS (BY STATE AGENCY)

For the Fiscal Year Ended June 30, 2020

Federal CFDA Number	Direct/ Indirect	Program Expenditures	CFDA Program Title	Pass -Through Number	Pass -Through Entity Name	Additional Award Information
98.001	I	4,990	USAID Foreign Assistance for Programs Overseas	06-S131628	Texas A M University	
98.001	I	47,994	USAID Foreign Assistance for Programs Overseas	SUBAWARD # 2015-06391-02	University Of Illinois-Urbana-Champaign	
99.RD	I	40,765	Miscellaneous	Subcontract No: P010237224	SAIC	G-281071
		<u>189,096,336</u>	Total - North Carolina Agricultural & Technical State University			
North Carolina Central University						
10.310	D	9,948	Agriculture and Food Research Initiative (AFRI)			
12.630	D	11,745	Basic, Applied, and Advanced Research in Science and Engineering			
12.630	I	44,134	Basic, Applied, and Advanced Research in Science and Engineering	D01-W911SR-14-2-0001-0029	Dept of Defense	
16.525	D	50,746	Grants to Reduce Domestic Violence, Dating Violence, Sexual Assault, and Stalking on Campus			
21.008	D	101,363	Low Income Taxpayer Clinics			
47.041	D	301,138	Engineering			
47.049	D	491,571	Mathematical and Physical Sciences			
47.050	D	4,562	Geosciences			
47.050	I	9,752	Geosciences	1600506	UNC Chapel Hill	
47.070	I	27,851	Computer and Information Science and Engineering	339-0169	Duke University	
47.074	D	383,295	Biological Sciences			
47.076	D	959,467	Education and Human Resources			
47.079	I	14,280	Office of International Science and Engineering	13-NSF-1035	Duke University	
81.049	D	187,853	Office of Science Financial Assistance Program			
84.007	D	19,825,311	Federal Supplemental Educational Opportunity Grants			
84.031	D	261,661	Higher Education Institutional Aid			
84.033	D	944,247	Federal Work-Study Program			
84.042	D	310,479	TRIO Student Support Services			
84.063	D	19,635	Federal Pell Grant Program			
84.120	D	51,139	Minority Science and Engineering Improvement			
84.217	D	198,967	TRIO McNair Post-Baccalaureate Achievement			
84.268	D	88,345,191	Federal Direct Student Loans			
84.305	D	194,494	Education Research, Development and Dissemination			
84.325	D	209,767	Special Education - Personnel Development to Improve Services and Results for Children with Disabilities			
84.379	D	20,760	Teacher Education Assistance for College and Higher Education Grants (TEACH Grants)			
84.425E	D	4,466,117	COVID-19 - Education Stabilization Fund			
84.425F	D	4,466,117	COVID-19 - Education Stabilization Fund			
93.172	I	13,679	Human Genome Research	3021142, 3021542	Duke University	
93.173	I	37,021	Research Related to Deafness and Communication Disorders	1090527 - 396355	Carnegie Mellon University	
93.243	D	211,828	Substance Abuse and Mental Health Services Projects of Regional and National Significance			
93.273	D	163,635	Alcohol Research Programs			
93.307	D	904,322	Minority Health and Health Disparities Research			
93.307	I	18,607	Minority Health and Health Disparities Research	18-M92	George Washington University	
93.359	D	183,782	Nurse Education, Practice Quality and Retention Grants			
93.393	D	79,912	Cancer Cause and Prevention Research			
93.395	D	95,897	Cancer Treatment Research			
93.396	D	103,955	Cancer Biology Research			
93.397	D	254,848	Cancer Centers Support Grants			
93.398	D	2,500	Cancer Research Manpower			
93.847	I	40,562	Diabetes, Digestive, and Kidney Diseases Extramural Research	1(GG011644-01)	Colombia University	
93.859	D	1,100,547	Biomedical Research and Research Training			
93.865	I	112,436	Child Health and Human Development Extramural Research	3021186	Duke University	
97.005	I	211,507	State and Local Homeland Security National Training Program	FY15-00190-03-NCCU, FY16-0097-S01-NCCU, FY17-0097-S01-NCCU, FY18-0075-S01-NCCU	RDPIC	
97.062	D	<u>813,205</u>	Scientific Leadership Awards			
		<u>126,259,833</u>	Total - North Carolina Central University			
North Carolina State University						
10.001	D	1,690,054	Agricultural Research Basic and Applied Research			
10.001	I	11,793	Agricultural Research Basic and Applied Research	58-8070-0-003	USDA ARS	
10.025	D	7,823,353	Plant and Animal Disease, Pest Control, and Animal Care			
10.025	I	692	Plant and Animal Disease, Pest Control, and Animal Care	422603-19071	Virginia Polytech Inst.	
10.025	I	231,690	Plant and Animal Disease, Pest Control, and Animal Care	AP19PPQS&T00C210	USDA Aphis	
10.025	I	29,821	Plant and Animal Disease, Pest Control, and Animal Care	AP19PPQS&T00C197	USDA Aphis	

SCHEDULE OF EXPENDITURES OF FEDERAL AWARDS (BY STATE AGENCY)

For the Fiscal Year Ended June 30, 2020

Federal CFDA Number	Direct/ Indirect	Program Expenditures	CFDA Program Title	Pass -Through Number	Pass -Through Entity Name	Additional Award Information
10.122	I	49,936	Conservation Reserve Program Forest Inventory Analysis Pilot Program	AG3356CBI001	Conservation Biology Institute	
10.168	D	38,065	Farmers Market Promotion Program			
10.170	I	68,090	Specialty Crop Block Grant Program - Farm Bill	6059-NCSU-PDA-7029	Pennsylvania State Univ	
10.170	I	42,260	Specialty Crop Block Grant Program - Farm Bill	RC109247-NCSU	Michigan State University	
10.200	I	6,512	Grants for Agricultural Research, Special Research Grants	2018-3055/2018-3850028888	South Reg Aqua Ctr	
10.200	I	20,986	Grants for Agricultural Research, Special Research Grants	19-003	Univ Of Florida	
10.200	I	94,827	Grants for Agricultural Research, Special Research Grants	PO 1900663647	Univ Of Florida	
10.200	I	176,982	Grants for Agricultural Research, Special Research Grants	1285-FY18IR4NCSU-BARON	Rutgers University	
10.200	I	(124)	Grants for Agricultural Research, Special Research Grants	PO# 1800574575	Univ Of Florida	
10.200	I	(13,926)	Grants for Agricultural Research, Special Research Grants	PO 6015-1800574470	Univ Of Florida	
10.200	I	(3,126)	Grants for Agricultural Research, Special Research Grants	PO 1800632907	Univ Of Florida	
10.200	I	1,498	Grants for Agricultural Research, Special Research Grants	PO#1900663551	Univ Of Florida	
10.200	I	51,250	Grants for Agricultural Research, Special Research Grants	UMS1238	Univ Of Maine	
10.200	I	9,362	Grants for Agricultural Research, Special Research Grants	SUBAWARD # UMS-1060	Univ Of Maine	
10.200	I	10,379	Grants for Agricultural Research, Special Research Grants	PO# 1800575092	Univ Of Florida	
10.200	I	2,863	Grants for Agricultural Research, Special Research Grants	PO 1800632827	Univ Of Florida	
10.200	I	(374)	Grants for Agricultural Research, Special Research Grants	PO 1800632905	Univ Of Florida	
10.200	I	82,276	Grants for Agricultural Research, Special Research Grants	PO#1103533	Rutgers University	
10.200	I	14,918	Grants for Agricultural Research, Special Research Grants	PO# 2000755012	Univ Of Florida	
10.200	I	22,915	Grants for Agricultural Research, Special Research Grants	PO#2000754404	Univ Of Florida	
10.200	I	22	Grants for Agricultural Research, Special Research Grants	PO# 2000754989	Univ Of Florida	
10.200	I	159	Grants for Agricultural Research, Special Research Grants	PO 2000754990	Univ Of Florida	
10.200	I	8,648	Grants for Agricultural Research, Special Research Grants	1310-FY19IR4NCSU-BARON	Rutgers University	
10.202	D	1,084,175	Cooperative Forestry Research			
10.203	D	8,254,639	Payments to Agricultural Experiment Stations Under the Hatch Act			
10.207	D	134,459	Animal Health and Disease Research			
10.210	D	260,639	Higher Education – Graduate Fellowships Grant Program			
10.212	I	(31,828)	Small Business Innovation Research	2015-0619	Shure Foods, Inc.	
10.212	I	20,117	Small Business Innovation Research	2018-0772	Highland Brewing Company	
10.212	I	30,998	Small Business Innovation Research	2020-0887	Synshark Llc	
10.215	I	(298)	Sustainable Agriculture Research and Education	RD309-125/4940916	Univ Of Georgia	
10.215	I	18,973	Sustainable Agriculture Research and Education	SUB00001404	Univ Of Georgia	
10.215	I	21,308	Sustainable Agriculture Research and Education	SUB00002015	Univ Of Georgia	
10.215	I	3,643	Sustainable Agriculture Research and Education	SUB00002032	Univ Of Georgia	
10.215	I	1,635	Sustainable Agriculture Research and Education	SUBAWARD #M1803789	Texas A&M Agrilife Research	
10.215	I	2,393	Sustainable Agriculture Research and Education	SUB00001949	Univ Of Georgia	
10.215	I	39,336	Sustainable Agriculture Research and Education	SUB00001772	Univ Of Georgia	
10.215	I	12,094	Sustainable Agriculture Research and Education	RD309-144/S001686	Nc Found For Soil & Water	
10.215	I	10,281	Sustainable Agriculture Research and Education	85698-Q2566201	Univ Of Maryland, College Park	
10.215	I	52,416	Sustainable Agriculture Research and Education	SUB00001888	Univ Of Georgia	
10.215	I	2,782	Sustainable Agriculture Research and Education	SUB00002113	Univ Of Georgia	
10.215	I	3,776	Sustainable Agriculture Research and Education	SUB00002104	Univ Of Georgia	
10.215	I	67,941	Sustainable Agriculture Research and Education	SUB00001414	Univ. Of Georgia	
10.215	I	68,675	Sustainable Agriculture Research and Education	SUB00001421	Univ Of Georgia	
10.215	I	812	Sustainable Agriculture Research and Education	RD309-137/S001468	Univ Of Georgia	
10.215	I	32,813	Sustainable Agriculture Research and Education	SUB00001993	Univ Of Georgia	
10.215	I	3,839	Sustainable Agriculture Research and Education	SUB00002014	Univ Of Georgia	
10.215	I	5,589	Sustainable Agriculture Research and Education	SUB00002040	Board Reg Univ System Georgia	
10.215	I	3,512	Sustainable Agriculture Research and Education	SUB00002111	Univ Of Georgia	
10.216	I	(2,160)	1890 Institution Capacity Building Grants	6-61731	Kentucky State Univ	
10.216	I	84,441	1890 Institution Capacity Building Grants	KSU19-008	Kentucky State Univ	
10.217	D	125,833	Higher Education - Institution Challenge Grants Program			
10.219	D	498,772	Biotechnology Risk Assessment Research			
10.219	I	85,184	Biotechnology Risk Assessment Research	9500073429	Univ Of Tennessee	
10.219	I	1,199	Biotechnology Risk Assessment Research	M1800642	Texas A&M Univ.	
10.219	I	3,083	Biotechnology Risk Assessment Research	82936-Z5153201	Univ Of Maryland, College Park	
10.219	I	5,853	Biotechnology Risk Assessment Research	42992-Z5825001	Univ Of Maryland, College Park	
10.220	D	1,188	Higher Education - Multicultural Scholars Grant Program			
10.225	I	2,252	Community Food Projects	2019-0315	Farmer Foodshare	
10.226	I	22,377	Secondary and Two-Year Postsecondary Agriculture Education Challenge Grants	AE1971-SB-850952	Univ Of Idaho	
10.228	I	47,035	Alaska Native Serving and Native Hawaiian Serving Institutions Education Grants	UAF 19-0118	University Of Alaska Fairbanks	
10.250	D	2,455	Agricultural and Rural Economic Research, Cooperative Agreements and Collaborations			
10.303	D	227,111	Integrated Programs			

SCHEDULE OF EXPENDITURES OF FEDERAL AWARDS (BY STATE AGENCY)

For the Fiscal Year Ended June 30, 2020

Federal CFDA Number	Direct/ Indirect	Program Expenditures	CFDA Program Title	Pass -Through Number	Pass -Through Entity Name	Additional Award Information
10.303	I	19,117	Integrated Programs	RC108966NCSU	Michigan State University	
10.303	I	31,949	Integrated Programs	A18-1198-S001	Univ Of Cal - Davis	
10.304	I	389	Homeland Security Agricultural	RC106556C	Michigan State University	
10.304	I	38,422	Homeland Security Agricultural	UFDSP00011542 / P0019073	Univ Of Florida	
10.307	D	15,096	Organic Agriculture Research and Extension Initiative			
10.307	I	(101)	Organic Agriculture Research and Extension Initiative	8000064229-AG	Purdue University	
10.307	I	38,760	Organic Agriculture Research and Extension Initiative	2048-207-2012799	Clemson University	
10.307	I	85,100	Organic Agriculture Research and Extension Initiative	36 22091 410 76190	Tuskegee University	
10.307	I	21,487	Organic Agriculture Research and Extension Initiative	SUB00001846	Univ Of Georgia	
10.309	D	4,754,499	Specialty Crop Research Initiative			
10.309	I	233,502	Specialty Crop Research Initiative	RC107752C	Michigan State University	
10.309	I	171,244	Specialty Crop Research Initiative	2168-207-2023550	Clemson University	
10.309	I	49,653	Specialty Crop Research Initiative	SUBAWARD # M1900024	Texas A&M Univ.	
10.309	I	104,974	Specialty Crop Research Initiative	RC105573NCSU	Michigan State University	
10.309	I	13,638	Specialty Crop Research Initiative	06-M1703518	Texas A&M Univ.	
10.309	I	19,231	Specialty Crop Research Initiative	A18-0425-S003-P0671355	Univ Of Cal - Santa Cruz	
10.309	I	50,306	Specialty Crop Research Initiative	UFDSP00011195/00125051	Univ Of Florida	
10.309	I	65,448	Specialty Crop Research Initiative	79598-10780	Cornell University	
10.309	I	(884)	Specialty Crop Research Initiative	SUB00000422	Univ Of Georgia	
10.309	I	7,678	Specialty Crop Research Initiative	SUB000002011	Univ Of Florida	
10.310	D	5,664,661	Agriculture and Food Research Initiative (AFRI)			
10.310	I	(14,560)	Agriculture and Food Research Initiative (AFRI)	25-6239-0235-305	Univ Of Nebraska- Lincoln	
10.310	I	473,806	Agriculture and Food Research Initiative (AFRI)	5197-NCSU-USDA-3179	Pennsylvania State Univ	
10.310	I	52,484	Agriculture and Food Research Initiative (AFRI)	60044791	Ohio State Univ.	
10.310	I	35,579	Agriculture and Food Research Initiative (AFRI)	F9002711902003	Purdue University	
10.310	I	90,612	Agriculture and Food Research Initiative (AFRI)	2015-68004-23179	Pennsylvania State Univ	
10.310	I	23,203	Agriculture and Food Research Initiative (AFRI)	RC105883NCSU	Michigan State University	
10.310	I	215,421	Agriculture and Food Research Initiative (AFRI)	UFDSP00011871 P0051625	Univ Of Florida	
10.310	I	6,420	Agriculture and Food Research Initiative (AFRI)	9500077010	Univ Of Tennessee	
10.310	I	17,500	Agriculture and Food Research Initiative (AFRI)	GG12175.PO #2132078	Univ Of Virginia	
10.310	I	43,680	Agriculture and Food Research Initiative (AFRI)	RC104967NCSU	Michigan State University	
10.310	I	(1)	Agriculture and Food Research Initiative (AFRI)	16-007995 D 00	Univ Of Massachusetts	
10.310	I	7,643	Agriculture and Food Research Initiative (AFRI)	16-012	Wake Forest University	
10.310	I	(4,987)	Agriculture and Food Research Initiative (AFRI)	SUB000000789	Univ Of Georgia	
10.310	I	85,784	Agriculture and Food Research Initiative (AFRI)	Z5775007	Univ Of Maryland, College Park	
10.310	I	54,449	Agriculture and Food Research Initiative (AFRI)	17 009835 A 00	Univ Of Massachusetts	
10.310	I	49,510	Agriculture and Food Research Initiative (AFRI)	422585-19071	Virginia Polytech Inst.	
10.310	I	11,354	Agriculture and Food Research Initiative (AFRI)	3200001832-18-312	Univ Of Kentucky	
10.310	I	4,114	Agriculture and Food Research Initiative (AFRI)	H006644301	Univ Of Minnesota	
10.310	I	7,533	Agriculture and Food Research Initiative (AFRI)	0467 PO# 864010	Rutgers University	
10.310	I	16,355	Agriculture and Food Research Initiative (AFRI)	1-569908.NCST	Oklahoma State Univ.	
10.310	I	78,891	Agriculture and Food Research Initiative (AFRI)	C0490A-A	Oregon State Univ.	
10.310	I	34,582	Agriculture and Food Research Initiative (AFRI)	126319_G003570	Washington State University	
10.310	I	38,281	Agriculture and Food Research Initiative (AFRI)	8500050750	Univ Of Tennessee	
10.310	I	3,020	Agriculture and Food Research Initiative (AFRI)	078873-16463	Univ Of Illinois - Urbana	
10.310	I	105,166	Agriculture and Food Research Initiative (AFRI)	A19-0080-S001	Univ Of Cal - Davis	
10.310	I	67,613	Agriculture and Food Research Initiative (AFRI)	19-060-NCSU	West Virginia Univ. Research	
10.310	I	30,741	Agriculture and Food Research Initiative (AFRI)	6101-NCSU-USDA-9251	Pennsylvania State Univ	
10.310	I	41,035	Agriculture and Food Research Initiative (AFRI)	UA AES 91466-01	Univ Of Arkansas	
10.311	D	165,267	Beginning Farmer and Rancher Development Program			
10.311	I	19,507	Beginning Farmer and Rancher Development Program	2017-1521	Orange County Part. For Youth	
10.311	I	14,187	Beginning Farmer and Rancher Development Program	2019-2727	Center For Heirs Prop. Pres.	
10.312	I	236,905	Biomass Research and Development Initiative Competitive Grants Program (BRDI)	PO#14951	Nc Biotechnology Ct	
10.318	D	32,430	Women and Minorities in Science, Technology, Engineering, and Mathematics Fields			
10.320	I	(1,562)	Sun Grant Program	9500075672	Univ Of Tennessee	
10.328	I	15,926	National Food Safety Training, Education, Extension, Outreach, and Technical Assistance Competitive Grants Program	UFDSP00012322	Univ Of Florida	
10.328	I	1,514	National Food Safety Training, Education, Extension, Outreach, and Technical Assistance Competitive Grants Program	UFDSP00012350 P0099377	Univ Of Florida	
10.328	I	37,913	National Food Safety Training, Education, Extension, Outreach, and Technical Assistance Competitive Grants Program	9500061989	Univ Of Tennessee	
10.328	I	23,519	National Food Safety Training, Education, Extension, Outreach, and Technical Assistance Competitive Grants Program	545954-19071	Virginia Polytech Inst.	
10.329	D	1,623,081	Crop Protection and Pest Management Competitive Grants Program			
10.329	I	20,778	Crop Protection and Pest Management Competitive Grants Program	2019-1250	Southern Region Ipm Center	

SCHEDULE OF EXPENDITURES OF FEDERAL AWARDS (BY STATE AGENCY)

For the Fiscal Year Ended June 30, 2020

Federal CFDA Number	Direct/ Indirect	Program Expenditures	CFDA Program Title	Pass -Through Number	Pass -Through Entity Name	Additional Award Information
10.329	I	16,862	Crop Protection and Pest Management Competitive Grants Program	2019-1252	Southern Region Ipm Center	
10.329	I	3,162	Crop Protection and Pest Management Competitive Grants Program	2020-1741	Southern Region Ipm Center	
10.329	I	(3,398)	Crop Protection and Pest Management Competitive Grants Program	1978-207-2012255	Clemson University	
10.336	D	38,952	Veterinary Services Grant Program			
10.351	D	(88)	Rural Business Development Grant			
10.500	D	17,928,020	Cooperative Extension Service			
10.500	I	28,679	Cooperative Extension Service	S19065	Kansas State University	
10.500	I	6,282	Cooperative Extension Service	31011-17	Univ Of Arkansas	
10.500	I	5,617	Cooperative Extension Service	5969-NCSU-UM-3501	Pennsylvania State Univ	
10.500	I	109,635	Cooperative Extension Service	S19082.01	Kansas State University	
10.500	I	4,998	Cooperative Extension Service	31011-01	Univ Of Arkansas	
10.500	I	192,393	Cooperative Extension Service	RC105427NCSU	Michigan State University	
10.500	I	25,871	Cooperative Extension Service	S18041	Kansas State University	
10.500	I	102,006	Cooperative Extension Service	A00-0983-S081	Kansas State University	
10.500	I	12,944	Cooperative Extension Service	C00059381-3	Curators Of Univ Of Missouri	
10.500	I	87,415	Cooperative Extension Service	3-580840.02	Oklahoma State Univ.	
10.604	D	120,437	Technical Assistance for Specialty Crops Program			
10.614	I	7,042	Scientific Cooperation Exchange Program with China	C00062986-1	Univ Of Missouri - Columbia	
10.652	D	18,946	Forestry Research			
10.664	I	7,866	Cooperative Forestry Assistance	2020-1790	South Carolina Forestry Comm.	
10.674	D	189,449	Wood Utilization Assistance			
10.684	D	36,292	International Forestry Programs			
10.699	D	776,659	Partnership Agreements			
10.707	D	175,913	Research Joint Venture and Cost Reimbursable Agreements			
10.777	D	61,509	Norman E. Borlaug International Agricultural Science and Technology Fellowship			
10.902	D	133,703	Soil and Water Conservation			
10.903	D	213,309	Soil Survey			
10.912	D	175,276	Environmental Quality Incentives Program			
10.912	I	2,355	Environmental Quality Incentives Program	WLFW 2019-03	Pheasants Forever	
10.912	I	6,600	Environmental Quality Incentives Program	68-F352-17-265	Puerto Rico Nrcs	
10.960	I	1,973	Technical Agricultural Assistance	2019-0868	Nappo	
10.962	D	338,175	Cochran Fellowship Program-International Training-Foreign Participant			
10.RD	D	11,077	U. S. Department of Agriculture			19-PA-11081100-185
10.RD	D	38,592	U. S. Department of Agriculture			19-CS-11083150-250
10.RD	D	5,453	U. S. Department of Agriculture			19-JV-11242314-113
10.RD	D	23,038	U. S. Department of Agriculture			19-JV-11242306-117
10.RD	D	56,085	U. S. Department of Agriculture			18-JV-11330140-007
10.RD	D	34,239	U. S. Department of Agriculture			17-JV-11272138-069
10.RD	I	24,036	U. S. Department of Agriculture	18-04-NCSU	Christmas Tree Promotion Board	2019-1611
10.RD	I	238,883	U. S. Department of Agriculture	1-312-0215472-52847L	Rti International	USDAFISISAG3A94D160130
10.RD	I	203,581	U. S. Department of Agriculture	534667	Found. For Food & Agri. Res	5-34667
10.RD	I	82,647	U. S. Department of Agriculture	E17-99	U.S. Endow For Forest & Comm.	16-JV-11111136-094
10.RD	I	54,423	U. S. Department of Agriculture	1-312-0216148-65141L	Rti International	USDAFISISAG3A94D160138
10.RD	I	9,706	U. S. Department of Agriculture	M1801860	Texas A&M Agrilife Research	M1801860
10.RD	I	157,089	U. S. Department of Agriculture	T15GXTASC	American Seed Trade Assoc	2018-2373
10.U03	I	6,739	U. S. Department of Agriculture	2019-0897	Vebcog	2019-0897
10.U04	D	20,000	U. S. Department of Agriculture			900-0100-001-00279
11.012	I	6,186	Integrated Ocean Observing System (IOOS)	IOOS.16(028)NCSU.RH.GLD.1	Secoora	
11.012	I	86,526	Integrated Ocean Observing System (IOOS)	IOOS.16(028)NCSU.RH.MOD.1	Secoora	
11.313	I	2,352	Trade Adjustment Assistance for Firms	T8708-S756	University System Of Georgia	
11.417	D	800,018	Sea Grant Support			
11.417	I	65,657	Sea Grant Support	USM-8006110-01	Univ Of Southern Mississippi	
11.427	D	71,129	Fisheries Development and Utilization Research and Development Grants and Cooperative Agreements Program			
11.431	D	133,945	Climate and Atmospheric Research			
11.431	I	3,041	Climate and Atmospheric Research	19-3819	Univ Of South Carolina	
11.432	I	2,881,148	National Oceanic and Atmospheric Administration (NOAA) Cooperative Institutes	13342-Z7812001	Univ Of Maryland, College Park	
11.432	I	2,705,846	National Oceanic and Atmospheric Administration (NOAA) Cooperative Institutes	80843-Z7553201	Univ Of Maryland, College Park	
11.433	D	32,248	Marine Fisheries Initiative			
11.451	I	7,312	Gulf Coast Ecosystem Restoration Science, Observation, Monitoring, and Technology	A19-0206-S004	Univ Of South Alabama	
11.454	D	104,564	Unallied Management Projects			
11.459	D	133,619	Weather and Air Quality Research			
11.468	D	214,874	Applied Meteorological Research			

SCHEDULE OF EXPENDITURES OF FEDERAL AWARDS (BY STATE AGENCY)

For the Fiscal Year Ended June 30, 2020

Federal CFDA Number	Direct/ Indirect	Program Expenditures	CFDA Program Title	Pass -Through Number	Pass -Through Entity Name	Additional Award Information
11.468	I	86,630	Applied Meteorological Research	TASK ORDER#2018-2960	Synoptic Data	
11.472	I	3,939	Unallied Science Program	A70-01	North Pacific Research Board	
11.474	I	18,752	Atlantic Coastal Fisheries Cooperative Management Act	18-501	Asmfc	
11.478	D	69,423	Center for Sponsored Coastal Ocean Research Coastal Ocean Program			
11.482	D	21,243	Coral Reef Conservation Program			
11.609	D	476,139	Measurement and Engineering Research and Standards			
11.611	D	3,789,538	Manufacturing Extension Partnership			
11.611	I	13,046	Manufacturing Extension Partnership	70NANB17H304-DEMEP001	Delaware Tech Cc	
11.619	I	278,625	Arrangements for Interdisciplinary Research Infrastructure	PC1.0-35	Niimbl - Univ Of Delaware	
11.619	I	42,946	Arrangements for Interdisciplinary Research Infrastructure	52888 (SP2.0-005)	Niimbl - Univ Of Delaware	
11.619	I	4,853	Arrangements for Interdisciplinary Research Infrastructure	PC2.1-059	Niimbl - Univ Of Delaware	
11.619	I	54,029	Arrangements for Interdisciplinary Research Infrastructure	PC2.2-090	Niimbl - Univ Of Delaware	
11.619	I	755,196	Arrangements for Interdisciplinary Research Infrastructure	SUBAWARD # 45781	Niimbl - Univ Of Delaware	
11.619	I	4,787	Arrangements for Interdisciplinary Research Infrastructure	NIIMBLSP1.0-2 GENETHERAPY	Niimbl - Univ Of Delaware	
11.619	I	181,528	Arrangements for Interdisciplinary Research Infrastructure	PC1.0-3	Niimbl - Univ Of Delaware	
11.619	I	9,366	Arrangements for Interdisciplinary Research Infrastructure	PC1.0-037	Niimbl - Univ Of Delaware	
11.619	I	360	Arrangements for Interdisciplinary Research Infrastructure	PC2.2-120	Niimbl - Univ Of Delaware	
11.619	I	8,912	Arrangements for Interdisciplinary Research Infrastructure	SP1.0-1 SPIDER	Niimbl - Univ Of Delaware	
11.619	I	62,481	Arrangements for Interdisciplinary Research Infrastructure	PC1.0-16	Niimbl - Univ Of Delaware	
11.619	I	218,598	Arrangements for Interdisciplinary Research Infrastructure	PC2.2-106	Niimbl - Univ Of Delaware	
11.620	D	40,607	Science, Technology, Business and/or Education Outreach			
11.RD	D	36,252	U. S. Department of Commerce			1305M219NFFM0201
11.RD	I	(14,352)	U. S. Department of Commerce	TASK ORDER#2017-2967	Synoptic Data	EA-133W-16-CQ-0054
11.U01	I	13,404	U. S. Department of Commerce	PO#2000030024 13540-FB40	Univ Of South Carolina	NA16OAR4310163
12.002	D	553,222	Procurement Technical Assistance For Business Firms			
12.300	D	2,888,892	Basic and Applied Scientific Research			
12.300	I	18,583	Basic and Applied Scientific Research	KAI-ONR-2018-01	Kai, Llc	
12.300	I	3,399	Basic and Applied Scientific Research	X20-801009-NCSU	Nat'L Inst. Of Aerospace	
12.300	I	7,829	Basic and Applied Scientific Research	130417-5114575	Harvard University	
12.300	I	98,285	Basic and Applied Scientific Research	17-206	Arizona State Univ.	
12.300	I	63,091	Basic and Applied Scientific Research	W9126G-17-2-0025	Cooperative Ecosystem Studies	
12.300	I	39,285	Basic and Applied Scientific Research	N6833519C0763	Perceptronics Solutions	
12.330	D	65,109	Science, Technology, Engineering & Mathematics (STEM) Education, Outreach and Workforce Program			
12.335	D	172,032	Navy Command, Control, Communications, Computers, Intelligence, Surveillance, and Reconnaissance			
12.351	D	23,626	Scientific Research - Combating Weapons of Mass Destruction			
12.351	I	1	Scientific Research - Combating Weapons of Mass Destruction	RF577-G2	Board Reg Univ System Georgia	
12.351	I	131,099	Scientific Research - Combating Weapons of Mass Destruction	X0214A-B	Oregon State Univ.	
12.351	I	80,329	Scientific Research - Combating Weapons of Mass Destruction	UNIV59846	Vanderbilt University	
12.355	D	564,583	Pest Management and Vector Control Research			
12.357	I	154,453	ROTC Language and Culture Training Grants	PGO1801-NCSU-12-PGO-051-P	Institute Of Int'L Education	
12.420	D	522,129	Military Medical Research and Development			
12.420	I	22,683	Military Medical Research and Development	GK000274 (CON-80000078)	Yale University	
12.420	I	194,701	Military Medical Research and Development	C16J12325 (J00246)	Yale University	
12.420	I	110,194	Military Medical Research and Development	GG12011 154266	Univ Of Virginia	
12.431	D	3,780,608	Basic Scientific Research			
12.431	I	139,769	Basic Scientific Research	1130233-423126	Carnegie Mellon Univ	
12.431	I	121,380	Basic Scientific Research	10593502	Univ Of Southern Cal	
12.431	I	11,596	Basic Scientific Research	101150-115190	Wake Forest University	
12.431	I	12,234	Basic Scientific Research	X16-8327-NCSU	Nat'L Inst. Of Aerospace	
12.431	I	160,016	Basic Scientific Research	0160 G UA560	Univ Of California-Los Angeles	
12.617	D	1,372,889	Economic Adjustment Assistance for State Governments			
12.630	D	407,868	Basic, Applied, and Advanced Research in Science and Engineering			
12.630	I	47,246	Basic, Applied, and Advanced Research in Science and Engineering	004	Affoa	
12.630	I	59,710	Basic, Applied, and Advanced Research in Science and Engineering	T0018	Armi	
12.630	I	614,515	Basic, Applied, and Advanced Research in Science and Engineering	PO# US001-0000-744993	Battelle Memorial Institute	
12.632	I	55,983	Legacy Resource Management Program	E18-91	U.S. Endow For Forest & Comm.	
12.800	D	3,223,961	Air Force Defense Research Sciences Program			
12.800	I	41	Air Force Defense Research Sciences Program	5011-NCSU-AFOSR-0067	Pennsylvania State Univ	
12.800	I	97,659	Air Force Defense Research Sciences Program	TS19-16-18-001	Taitech, Inc.	
12.800	I	106,955	Air Force Defense Research Sciences Program	085341-16309	Univ Of Illinois- Urbana	
12.800	I	50,307	Air Force Defense Research Sciences Program	X19-901038-NCSU	Nat'L Inst. Of Aerospace	
12.800	I	10,308	Air Force Defense Research Sciences Program	NB18-20-21	Nbmc / Semi	

SCHEDULE OF EXPENDITURES OF FEDERAL AWARDS (BY STATE AGENCY)

For the Fiscal Year Ended June 30, 2020

Federal CFDA Number	Direct/ Indirect	Program Expenditures	CFDA Program Title	Pass -Through Number	Pass -Through Entity Name	Additional Award Information
12.800	I	49,687	Air Force Defense Research Sciences Program	6122-NCSU-AFOSR-0295	Pennsylvania State Univ	
12.800	I	85,814	Air Force Defense Research Sciences Program	AWD100348 (SUB00000078)	Univ Of Chicago	
12.901	D	146,662	Mathematical Sciences Grants			
12.902	D	938,814	Information Security Grants			
12.910	D	1,413,136	Research and Technology Development			
12.910	I	19,259	Research and Technology Development	2016-2194	Profusa, Inc.	
12.910	I	316,518	Research and Technology Development	ASUB00000246	Arizona State Univ.	
12.910	I	56,878	Research and Technology Development	SUB00001729	Univ Of Florida	
12.910	I	267,900	Research and Technology Development	60066428 PO# RF01539663	Ohio State Univ.	
12.910	I	433,322	Research and Technology Development	60075277 (PO# RF01599338)	Ohio State Univ.	
12.910	I	(8,741)	Research and Technology Development	W911NF-16-1-0341	Profusa, Inc.	
12.910	I	681,210	Research and Technology Development	60066428	Ohio State Univ.	
12.RD	D	(2,550)	U. S. Department of Defense			2016-2937 FA9550-17-1-0157
12.RD	D	36,482	U. S. Department of Defense			2018-3165
12.RD	D	29,219	U. S. Department of Defense			2019-3108 W912HZ2020001
12.RD	D	180,995	U. S. Department of Defense			2019-3242
12.RD	D	58,878	U. S. Department of Defense			2020-1005
12.RD	D	7,430,803	U. S. Department of Defense			H98230-19-D-0012
12.RD	D	168,212	U. S. Department of Defense			HQ0147-15-C-6008
12.RD	D	61,980	U. S. Department of Defense			W911QY-16-P-0197
12.RD	D	134,806	U. S. Department of Defense			W912HZ-17-2-0010
12.RD	D	30,314	U. S. Department of Defense			W912HZ18C0026
12.RD	D	(32)	U. S. Department of Defense			W91CRB-13-C-0049
12.RD	I	40,600	U. S. Department of Defense	108781SB3J	Booz Allen Hamilton, Inc.	FA8650-12-D-3211-0003 (Triad TO#3, SISA)
12.RD	I	38,750	U. S. Department of Defense	121-01	Sys Mat'L Res Corp, Smrc	SP4701-18-C-0070 121-01
12.RD	I	23,202	U. S. Department of Defense	15-0459	Brigham Young University	W900KK-15-C-0028
12.RD	I	67,947	U. S. Department of Defense	16246083-05	Univ Of Central Florida	16246083-04/FA8650-18-C-7823
12.RD	I	138,063	U. S. Department of Defense	1625275	Boeing Company	PO 1625275
12.RD	I	62,367	U. S. Department of Defense	165852-18F5828-19-18-C1	Universal Technology Company	2019-2673 165852-18F5828-19-18-C1
12.RD	I	29,290	U. S. Department of Defense	18-1025	Corvid Technologies	2018-1025 HQ0147-19-C-7000
12.RD	I	13,590	U. S. Department of Defense	1904	Storagenergy Tech, Inc.	2020-0313 1904 W911NF-19-C-0074
12.RD	I	199,802	U. S. Department of Defense	1905	Storagenergy Tech, Inc.	W911NF-17-P-0053
12.RD	I	1,488	U. S. Department of Defense	20-004 FA8649-20-P-0343	Corvid Technologies	2020-1690 20-004FA8649-20-P-0343
12.RD	I	8,755	U. S. Department of Defense	20-1196	Perceptronics Solutions	2020-1196 N6833519C0838
12.RD	I	8,755	U. S. Department of Defense	20-1197	Perceptronics Solutions	2020-1197 N6833519C0754
12.RD	I	(850)	U. S. Department of Defense	2016-0408	Adroit Materials, Inc.	W56KGU-15-C-0052
12.RD	I	(28,978)	U. S. Department of Defense	2017-1403	Nla Diagnostics, Llc	W911NF-17-C-0025
12.RD	I	28,104	U. S. Department of Defense	2017-2205	Radiabeam Technologies, Llc	2017-2205 N68335-18-C-0103
12.RD	I	146,209	U. S. Department of Defense	2017-SC003	Coherent Technical Serv, Inc.	N68335-18-C-0007 2017-SC003
12.RD	I	47,906	U. S. Department of Defense	2018-0174	Vadum, Inc.	W911NF-17-C-0086
12.RD	I	28,878	U. S. Department of Defense	2018-0858	Adroit Materials, Inc.	2018-0858 N6893617C0068
12.RD	I	24,417	U. S. Department of Defense	2018-3095	Espira, Inc	W911QY-17-C-0032
12.RD	I	949	U. S. Department of Defense	2018-3344	Aded Llc	W911NF19P0027
12.RD	I	10,559	U. S. Department of Defense	2019-1688	Adroit Materials, Inc.	W911NF1P0016 2019-1688
12.RD	I	69,895	U. S. Department of Defense	2019-2136	Adroit Materials, Inc.	2019-2136 W911NF19C0016
12.RD	I	92,370	U. S. Department of Defense	2019-TSSA-0002	Mide Technology Corp	2020-0610 2019-TSSA-0002
12.RD	I	58,337	U. S. Department of Defense	2020-0238	Quantum Ventura Inc.	2020-0238 140D0420C0015 HE001119S0035-07
12.RD	I	1,685	U. S. Department of Defense	2020-0358	Nirsense Llc	2020-0358 W15QKN199108
12.RD	I	39,995	U. S. Department of Defense	2020-0584	Adroit Materials, Inc.	2020-0584 W911QX19P0221
12.RD	I	37,894	U. S. Department of Defense	2020-1180	Adroit Materials, Inc.	2020-1180 W911NF20C0020
12.RD	I	12,803	U. S. Department of Defense	2020-1236	Haley & Aldrich, Inc.	2020-1236 W91HQ18C0081
12.RD	I	23,433	U. S. Department of Defense	2020-1237/W912CG20C0008	Adroit Materials, Inc.	2020-1237 W912CG20C0008
12.RD	I	33,567	U. S. Department of Defense	2020-2016	Ampac, Llc	2020-2016 N6833518C0180
12.RD	I	5,766	U. S. Department of Defense	2020-2232	Nahsai, Llc	2020-2232 FA864920P0600
12.RD	I	23,963	U. S. Department of Defense	2037-1909	Sa Photonics	2019-0260 2037-1909 W911SR-19-C-0027
12.RD	I	339,490	U. S. Department of Defense	218-884 PROJ AGMT NO. 1	Advanced Technology Intl	2019-0677 CWMD1821-003/2018-884
12.RD	I	77	U. S. Department of Defense	2363-1	Intelligent Automation, Inc.	140D6318C0059
12.RD	I	(19,257)	U. S. Department of Defense	2392-1	Intelligent Automation, Inc.	FA8651-18-9-007 2392-1
12.RD	I	70,506	U. S. Department of Defense	2469-1	Intelligent Automation, Inc.	2019-1972 2469-1 FA8651-19-C-0122
12.RD	I	175,919	U. S. Department of Defense	342902NCSU	Luna Innovations, Inc	342902NCSU W911QY-18-C-0003 3429-ARM-2T
12.RD	I	54,297	U. S. Department of Defense	3577.01NCSU	Luna Innovations, Inc	W912HQ-19-P-0014 3577.01NCSU
12.RD	I	32,941	U. S. Department of Defense	3953-1	Maxentric Technologies, Llc	2020-1036 #3953-1 W911NF-20-P-0039
12.RD	I	(1,148)	U. S. Department of Defense	4315-1	Maxentric Technologies, Llc	W31P4Q-17-C-0020
12.RD	I	24,920	U. S. Department of Defense	4600006792	Aerospace Corporation	2020-1046 46000006792

SCHEDULE OF EXPENDITURES OF FEDERAL AWARDS (BY STATE AGENCY)

For the Fiscal Year Ended June 30, 2020

Federal CFDA Number	Direct/ Indirect	Program Expenditures	CFDA Program Title	Pass -Through Number	Pass -Through Entity Name	Additional Award Information
12.RD	I	30,341	U. S. Department of Defense	5019	Water Research Foundation	W912HQ-18-C-0048 5091
12.RD	I	44,309	U. S. Department of Defense	58-3020-8-11	All Things Bugs, LLC	140D6318C0055
12.RD	I	72,293	U. S. Department of Defense	700459524	Mit Lincoln Laboratory	2019-3269 PO7000459524 FA8702-15-D-0001
12.RD	I	10,844	U. S. Department of Defense	88906	Creare, Incorporated	2017-2222 8906 N68335-17-C-0405
12.RD	I	3,007	U. S. Department of Defense	A101479	Woods Hole Oceanographic Inst.	2019-2250 A101479 N3943019C2173
12.RD	I	14,633	U. S. Department of Defense	CVI7007-01	Control Vision, Inc.	FA8650-14-C-2434
12.RD	I	(14,523)	U. S. Department of Defense	DSC3130-01	Macaulay-Brown, Inc.	FA8075-14-D-0019 DSC3130-01
12.RD	I	106,317	U. S. Department of Defense	DSC3130-02	Macaulay-Brown, Inc.	N68335-19-C-0079 DSC3130-02
12.RD	I	19,792	U. S. Department of Defense	GS.1102.013.NCSU.19.01	Tda Research, Inc.	2020-0862 N68936-20-C-0003
12.RD	I	77,543	U. S. Department of Defense	N39430-17-C-1941	Aptim	N39430-17-C-1941
12.RD	I	10,565	U. S. Department of Defense	N6833519-1	Propel LLC	N6833519C0132
12.RD	I	11,959	U. S. Department of Defense	PO # US001-0000720922	Battelle Memorial Institute	FA8075-14-F-0003/DO 0003
12.RD	I	458,873	U. S. Department of Defense	PO00150493 / 4T126	Teledyne Scientific & Imaging	N6523619C8013
12.RD	I	11,232	U. S. Department of Defense	PO20-01096	Applied Research Assoc. (Ara)	2019-3054 PO20-01096 W911NF-17-D-0006
12.RD	I	16,301	U. S. Department of Defense	SCN09652	Navatek, Lcc	HR0011-20-C-0053
12.RD	I	35,720	U. S. Department of Defense	SUBCONTRACT NO. 100058	Portland State University	W912HQ-18-C-0027 SUBCONTRACT NO. 100058
12.RD	I	7,663	U. S. Department of Defense	TSI-2515-17-106536	Triton Systems, Inc.	FA9101-17-P-0095
12.RD	I	52,786	U. S. Department of Defense	TSI-2595-19-109038	Triton Systems, Inc.	TSI-2595-19-109038
12.RD	I	12,352	U. S. Department of Defense	US001-0000765800	Battelle Memorial Institute	2019-0617 POU5001-0000765800 W911NF-19-C-0090
12.RD	I	8,798	U. S. Department of Defense	VADUM-19-SC-0003	Vadum, Inc.	2019-1333 VADUM-19-SC-0003 A172-132-018
12.RD	I	53,877	U. S. Department of Defense	VADUM-19-SC-0003	Vadum, Inc.	2020-1057 VADUM-19-SC-0003 A19C-007-0083
12.RD	I	90,812	U. S. Department of Defense	W31P4Q-18-C-0083	Perceptronics Solutions	W31P4Q-18-C-0083
12.RD	I	29,364	U. S. Department of Defense	W81XWH-17-C-0192	Perceptronics Solutions	W81XWH-17-C-0192
12.RD	I	18,460	U. S. Department of Defense	W912HQ-17-C-0028	Strategic Envir Rsch & Dev Pgm	W912HQ-17-C-0028
12.RD	I	27,965	U. S. Department of Defense	W912HQ18C0013	Strategic Envir Rsch & Dev Pgm	W912HQ18C0013
12.RD	I	15,059	U. S. Department of Defense	XO200A-A	Oregon State Univ.	W912HQ17C0048
12.U04	D	34,755	U. S. Department of Defense			2005-0881
12.U05	I	574	U. S. Department of Defense	1486	Small Business Group, Inc.	W912HN-12-D-0024
14.906	D	53,216	Healthy Homes Technical Studies Grants			
14.RD	I	24,406	U. S. Department of Housing and Urban Development	2013-5-35 MBE	A.P. Sloan Found.	2013-5-35 MBE
15.232	D	69,382	Joint Fire Science Program			
15.560	I	6,644	SECURE Water Act – Research Agreements	1205-1130-00-A	Univ Of South Florida	
15.605	I	77,359	Sport Fish Restoration	2014-000065	Puerto Rico Denr	
15.608	I	1,726	Fish and Wildlife Management Assistance	SUB00002047	Univ Of Florida	
15.628	D	140,647	Multistate Conservation Grant			
15.650	D	8,142	Research Grants (Generic)			
15.654	D	44,435	National Wildlife Refuge System Enhancements			
15.663	I	221,524	NFWF-USFWS Conservation Partnership	8020.16.054141	Nat'L Fish & Wildlife Found.	
15.670	D	72,911	Adaptive Science			
15.674	D	1,862	National Fire Plan-Wildland Urban Interface Community Fire Assistance			
15.678	D	136,256	Cooperative Ecosystem Studies Units			
15.805	D	59,806	Assistance to State Water Resources Research Institutes			
15.807	D	75,568	Earthquake Hazards Program Assistance			
15.807	I	36,972	Earthquake Hazards Program Assistance	118063058	Univ Of Southern Cal	
15.808	D	133,922	U.S. Geological Survey Research and Data Collection			
15.810	D	12,712	National Cooperative Geologic Mapping			
15.812	D	665,494	Cooperative Research Units			
15.820	D	1,383,779	National and Regional Climate Adaptation Science Centers			
15.945	D	459,693	Cooperative Research and Training Programs – Resources of the National Park System			
15.RD	D	67,945	U. S. Department of Interior			G19AC00364
15.RD	I	1,960	U. S. Department of Interior	NCOUA101339072017	Nature Conservancy	F12AC01516/NCOUA101339072017
15.U01	D	37,221	U. S. Department of Interior			2020-1528 IPA
16.026	I	(3,349)	OVW Research and Evaluation Program	F-FY17-62-2727	Center For Court Innovations	
16.560	D	132,345	National Institute of Justice Research, Evaluation, and Development Project Grants			
16.560	I	34,741	National Institute of Justice Research, Evaluation, and Development Project Grants	131506-G003990	Washington State University	
16.560	I	11,056	National Institute of Justice Research, Evaluation, and Development Project Grants	18-3675	Univ Of South Carolina	
16.726	I	46,638	Juvenile Mentoring Program	2019-1289/2018-JU-FX-0005	National 4-H Council	
17.268	D	56,957	H-1B Job Training Grants			
17.268	I	200,189	H-1B Job Training Grants	19200257-004	Purdue University	
17.502	D	(171)	Occupational Safety and Health Susan Harwood Training Grants			
19.400	I	41,482	Academic Exchange Programs - Graduate Students	20320-19	Amideast	
20.200	D	5,272	Highway Research and Development Program			
20.200	I	(65)	Highway Research and Development Program	G-91279-02	Colorado State Univ.	

SCHEDULE OF EXPENDITURES OF FEDERAL AWARDS (BY STATE AGENCY)

For the Fiscal Year Ended June 30, 2020

Federal CFDA Number	Direct/ Indirect	Program Expenditures	CFDA Program Title	Pass -Through Number	Pass -Through Entity Name	Additional Award Information
20.205	I	154,569	Highway Planning and Construction	TRM 19/20 DCHC	City Of Durham	
20.205	I	1,504	Highway Planning and Construction	2019-2330	Triangle J Coun Govt	
20.205	I	2,734	Highway Planning and Construction	TRM 18/19 DURHAM	City Of Durham	
20.215	D	2,892	Highway Training and Education			
20.609	I	72,676	Safety Belt Performance Grants	DTNH2216C00025 / 2016-014	Toxcel, Llc	
20.701	I	25,334	University Transportation Centers Program	UFDSP00011674	Univ Of Florida	
20.RD	D	209,356	U. S. Department of Transportation			DTFH6117C00037
20.RD	I	9	U. S. Department of Transportation	2563018	Alaska Dot	4000(162)
20.RD	I	47,083	U. S. Department of Transportation	188907	Wsp USA	7-000019150
20.RD	I	23,026	U. S. Department of Transportation	2016-015	Toxcel, Llc	DTNH2216D00012
20.RD	I	107,917	U. S. Department of Transportation	25183004	Alaska Dot	0527(028)
20.RD	I	69,710	U. S. Department of Transportation	25193012	Alaska Dot	4000(184)
20.RD	I	14,061	U. S. Department of Transportation	AMEND #10 / UFDSP00011674	Univ Of Florida	69A3551747104
20.RD	I	14,416	U. S. Department of Transportation	AMEND #20 / UFDSP00011674	Univ Of Florida	69A3551747104
20.RD	I	14,169	U. S. Department of Transportation	AMEND #21 / UFDSP00011674	Univ Of Florida	69A3551747104
20.RD	I	6,718	U. S. Department of Transportation	AMEND #22 / UFDSP00011674	Univ Of Florida	69A3551747104
20.RD	I	(1,510)	U. S. Department of Transportation	AMEND #5 / UFDSP00011674	Univ Of Florida	69A3551747104
20.RD	I	25,197	U. S. Department of Transportation	AMEND. #2 / UFDSP00011674	Univ Of Florida	69A3551747104
20.RD	I	18,107	U. S. Department of Transportation	AMEND. #4 / UFDAP00011674	Univ Of Florida	69A3551747104
20.RD	I	240,446	U. S. Department of Transportation	DTPH5616C00001	Pipeline & Hazardous Materials	DTPH5616C00001
20.RD	I	51,985	U. S. Department of Transportation	HR 03-113 / SUB0000490	National Academy Of Sciences	DTFH61-13-H-00024/HR 03-113SUB0000490
20.RD	I	(16,539)	U. S. Department of Transportation	HR 09-54	National Academy Of Sciences	DTFH61-08-H-000035/HR 09-54
20.RD	I	91,889	U. S. Department of Transportation	HR-03-113	National Academy Of Sciences	DTFH61-13-H-00024/HR 03-113SUB0000490
20.RD	I	19,576	U. S. Department of Transportation	S-001986-NCSU-00 14-00560	Applied Research Assoc. (Ara)	DTFH61-13-C-00025/S-001986-NCSU-00 14-00560
20.RD	I	3,291	U. S. Department of Transportation	S-0194-D00194.00083-NCSU	Applied Research Assoc. (Ara)	S-0194-D00194.00083-NCDU
20.RD	I	218,082	U. S. Department of Transportation	S-769-D00099-00212-00-NCS	Applied Research Assoc. (Ara)	S-769-D00099-00212-00-NCSU/DTFH6114D00008
20.RD	I	51,012	U. S. Department of Transportation	UFDSP00011674 (AMEND #12)	Univ Of Florida	69A3551747104
20.U01	I	47,043	U. S. Department of Transportation	TDMNCSU20	Triangle J Coun Govt	2019-1635 TDMNCSU20
20.U02	I	7,703	U. S. Department of Transportation	19-072	Go Triangle	2019-3114 19-072
20.U03	I	201,202	U. S. Department of Transportation	19-072	Go Triangle	2019-3114 19-072
20.U04	I	2,877	U. S. Department of Transportation	2018-2219	Go Triangle	2018-2219
20.U05	I	37,793	U. S. Department of Transportation	2018-004	Toxcel, Llc	693J918F000208/DTNH2217D00040
42.RD	I	8,000	U. S. Library of Congress	2020-0608	Waynesburg University	2020-0608
43.001	D	636,413	Science			
43.001	I	25,574	Science	OAI-NSSC2-20170	Ohio Aerospace Institute	
43.001	I	17,405	Science	160823	Johns Hopkins University	
43.001	I	7,043	Science	NNX16AN91G	Goddard Space Flight Center	
43.001	I	20,770	Science	GO6-17070X	Smithsonian Astrophys Observ	
43.001	I	14,938	Science	GO6-17064B	Smithsonian Astrophys Observ	
43.001	I	44,235	Science	GO7-18068X	Smithsonian Astrophys Observ	
43.001	I	25,439	Science	SUBAWD000767	Univ Corp Atmos Res	
43.001	I	60,179	Science	GO8-19053X	Smithsonian Astrophys Observ	
43.001	I	40,736	Science	GO9-20067X	Smithsonian Astrophys Observ	
43.001	I	3,517	Science	GO6-17062X	Smithsonian Astrophys Observ	
43.001	I	68,072	Science	4500002641	Boston University	
43.002	I	331,201	Aeronautics	17-3379 PO2000034205	Univ Of South Carolina	
43.003	D	202,260	Exploration			
43.007	D	86,683	Space Operations			
43.008	D	773,643	Office of Stem Engagement (OSTEM)			
43.008	I	27,800	Office of Stem Engagement (OSTEM)	C15-2B00-NCSU-201160-NCSU	Nat'L Inst. Of Aerospace	
43.008	I	26,601	Office of Stem Engagement (OSTEM)	49A24-A	Ny City College Of Technology	
43.008	I	(15,272)	Office of Stem Engagement (OSTEM)	C15-2B00-NCSU 401003-NCSU	Nat'L Inst. Of Aerospace	
43.012	D	9,255	Space Technology			
43.012	I	2,727	Space Technology	A20-0143-S001	Rensselaer Polytechnic Inst.	
43.RD	D	3,657	U. S. National Aeronautics and Space Administration			C15-2B00-NCSU/201157-NCSU
43.RD	D	42,208	U. S. National Aeronautics and Space Administration			NNX16AL68G
43.RD	I	2,983	U. S. National Aeronautics and Space Administration	1629372	California Inst. Of Tech.	1629372
43.RD	I	36,464	U. S. National Aeronautics and Space Administration	2018-2306	Plasma Processes , Inc (Ppi)	2018-2306/80NSSC18P2157
43.RD	I	26,640	U. S. National Aeronautics and Space Administration	C15-2B00-NCSU 201121-NCSU	Nat'L Inst. Of Aerospace	NNL09AA00A/80LARC17C0004
43.RD	I	247,267	U. S. National Aeronautics and Space Administration	C15-2B00-NCSU 301003-NCSU	Nat'L Inst. Of Aerospace	NNL09AA00A/80LARC17C0004
43.RD	I	47,233	U. S. National Aeronautics and Space Administration	C15-2B00-NCSU-401012-NCSU	Nat'L Inst. Of Aerospace	NNL09AA00A/80LARC17C0004
43.RD	I	14,498	U. S. National Aeronautics and Space Administration	HST-GO-15339.011-A	Space Telescope Science Inst	HST-GO-15339.011-A
43.RD	I	7,977	U. S. National Aeronautics and Space Administration	HST-GO-15636.004-A	Space Telescope Science Inst	HST-GO-15636.004-A
43.RD	I	4,477	U. S. National Aeronautics and Space Administration	HST-GO-15826.006-A	Space Telescope Science Inst	HST-GO-15826.006-A

SCHEDULE OF EXPENDITURES OF FEDERAL AWARDS (BY STATE AGENCY)

For the Fiscal Year Ended June 30, 2020

Federal CFDA Number	Direct/ Indirect	Program Expenditures	CFDA Program Title	Pass -Through Number	Pass -Through Entity Name	Additional Award Information
45.164	D	121,399	Promotion of the Humanities Public Programs			
45.169	D	85,989	Promotion of the Humanities Office of Digital Humanities			
45.312	D	(10,400)	National Leadership Grants			
45.400	D	783	Peace Corps' Global Health and PEPFAR Initiative Program			
45.U01	I	800	U. S. National Foundation on the Arts and the Humanities	2018-3342	South Arts	2018-3342
47.041	D	15,801,754	Engineering			
47.041	I	6,268	Engineering	480328-19071	Virginia Polytech Inst.	
47.041	I	11,803	Engineering	S1863P-A	Oregon State Univ.	
47.041	I	99,512	Engineering	2019-1239	Agrospheres, Inc.	
47.049	D	4,902,589	Mathematical and Physical Sciences			
47.049	I	(6,670)	Mathematical and Physical Sciences	12-NSF-1029	Duke University	
47.049	I	7,640	Mathematical and Physical Sciences	124885_G003639	Washington State University	
47.049	I	8,142	Mathematical and Physical Sciences	16-296-NCSU	West Virginia Univ.	
47.050	D	1,623,819	Geosciences			
47.050	I	101,456	Geosciences	SUBK00010788/PO3005450823	Univ Of Michigan	
47.050	I	28,843	Geosciences	420-41-15A	Iowa State University	
47.050	I	3,715	Geosciences	208LUC613	Portland State University	
47.050	I	105,127	Geosciences	3004146004	Univ Of Michigan	
47.070	D	7,293,700	Computer and Information Science and Engineering			
47.070	I	668,358	Computer and Information Science and Engineering	2019-1542	Pawr, Llc.	
47.070	I	16,221	Computer and Information Science and Engineering	2019-1542	Pawr, Llc	
47.070	I	51,780	Computer and Information Science and Engineering	479590-19071	Virginia Polytech Inst.	
47.070	I	3,464	Computer and Information Science and Engineering	800005863-01UG	Florida Int'L Univ.	
47.070	I	20,950	Computer and Information Science and Engineering	800006701-01UG	Florida Int'L Univ.	
47.070	I	127,179	Computer and Information Science and Engineering	11826	Education Development Center	
47.074	D	4,441,619	Biological Sciences			
47.074	I	74,190	Biological Sciences	IOS-1444561	Nat'L Science Found	
47.074	I	(2,127)	Biological Sciences	67183-10114	Cornell University	
47.074	I	5,474	Biological Sciences	RF331-302/S001089	Univ Of Georgia	
47.074	I	127,456	Biological Sciences	16-04	Boyce Thompson Inst.	
47.074	I	22,504	Biological Sciences	4101-77383	Purdue University	
47.074	I	1,630	Biological Sciences	C000041922-2	Univ Of Missouri - Columbia	
47.074	I	85,501	Biological Sciences	20112101_NCSU	National Jewish Health	
47.074	I	44,593	Biological Sciences	UWSC10442 / BPO# 30987	Univ Of Washington	
47.074	I	32,357	Biological Sciences	R1286	Dartmouth College	
47.074	I	494	Biological Sciences	2019-012	Univ Of Puerto Rico-Rio Piedra	
47.074	I	60,929	Biological Sciences	2018-1301	Friends Of Ncsn Of Natural Science	
47.075	D	621,458	Social, Behavioral, and Economic Sciences			
47.075	I	34,550	Social, Behavioral, and Economic Sciences	RC104050NCSU	Michigan State University	
47.075	I	4,192	Social, Behavioral, and Economic Sciences	PG19-66297-02	University Of Montana	
47.075	I	20,094	Social, Behavioral, and Economic Sciences	16-789	Arizona State Univ.	
47.075	I	12,497	Social, Behavioral, and Economic Sciences	333-2368	Duke University	
47.075	I	15,630	Social, Behavioral, and Economic Sciences	5879-NCSU-NSF-7396	Pennsylvania State Univ	
47.075	I	4,140	Social, Behavioral, and Economic Sciences	333-2617	Duke University	
47.076	D	12,703,971	Education and Human Resources			
47.076	I	181,907	Education and Human Resources	278-01.01	Concord Consortium	
47.076	I	120,148	Education and Human Resources	14246026-01	Univ Of Central Florida	
47.076	I	10,371	Education and Human Resources	DRL-1850024	Nat'L Science Found	
47.076	I	(15)	Education and Human Resources	2015-3274	Univ Of Cal - Irvine	
47.076	I	107,031	Education and Human Resources	BL-4842404-NCST/PO0075800	Indiana University	
47.076	I	12,140	Education and Human Resources	R01899	Florida State Univ	
47.076	I	42,241	Education and Human Resources	00010068	Univ Of Cal - Berkeley	
47.076	I	16,129	Education and Human Resources	2019-001936	Univ Of Puerto Rico	
47.076	I	4,876	Education and Human Resources	29778-Z4802001	Univ Of Maryland, College Park	
47.076	I	50,252	Education and Human Resources	UWSC8731 / PO# BPO10762	Univ Of Washington	
47.076	I	53,719	Education and Human Resources	63019-01 / PO #251080	Era Univ-Daytona Beach	
47.079	D	97,074	Office of International Science and Engineering			
47.083	D	2,203,290	Integrative Activities			
47.083	I	50,046	Integrative Activities	012454-002	University Of Cincinnati	
47.RD	D	219,811	U. S. National Science Foundation			2018-0429_IPA
47.RD	D	132,378	U. S. National Science Foundation			2018-0109_IPA
47.RD	D	146,862	U. S. National Science Foundation			2017-2112_IPA
47.RD	D	285,767	U. S. National Science Foundation			2017-2482_IPA
47.RD	I	31,049	U. S. National Science Foundation	2018-0351	Applied Lifesciences & Systems	1-758659/2018-0351

SCHEDULE OF EXPENDITURES OF FEDERAL AWARDS (BY STATE AGENCY)

For the Fiscal Year Ended June 30, 2020

Federal CFDA Number	Direct/ Indirect	Program Expenditures	CFDA Program Title	Pass -Through Number	Pass -Through Entity Name	Additional Award Information
47.U01	D	17,425	U. S. National Science Foundation			2016-0556 IPA
59.037	D	3,244,745	Small Business Development Centers			
64.054	D	5,682	Research and Development			
64.RD	I	107,087	U. S. Department of Veterans Affairs	2018-0554 /PO #558-C05007	Durham VA Medical Center	2018-0554 IPA
66.456	D	35,681	National Estuary Program			
66.456	I	2,284	National Estuary Program	SUB00001655	Univ Of Florida	
66.460	I	(7)	Nonpoint Source Implementation Grants	2014-1966	Hendersonville, Nc	
66.460	I	20,746	Nonpoint Source Implementation Grants	2020-0906	Town Of Wake Forest	
66.461	D	65,333	Regional Wetland Program Development Grants			
66.509	D	214,476	Science To Achieve Results (STAR) Research Program			
66.509	I	714	Science To Achieve Results (STAR) Research Program	06-S160606	Texas A&M Agrilife Research	
66.509	I	58,042	Science To Achieve Results (STAR) Research Program	GK000295 (CON-80000098)	Yale University	
66.509	I	131	Science To Achieve Results (STAR) Research Program	E0191A-A	Oregon State Univ.	
66.509	I	28,054	Science To Achieve Results (STAR) Research Program	GR106289 (CON-80001772)	Yale University	
66.509	I	(7,207)	Science To Achieve Results (STAR) Research Program	2016-1630	Stockholm Environment Inst	
66.511	I	65,474	Office of Research and Development Consolidated Research/Training/Fellowships	401579-5801	Colorado School Of Mines	
66.511	I	100,628	Office of Research and Development Consolidated Research/Training/Fellowships	451533-19071	Virginia Polytech Inst.	
66.511	I	97,833	Office of Research and Development Consolidated Research/Training/Fellowships	E0199A-C	Oregon State Univ.	
66.511	I	48,476	Office of Research and Development Consolidated Research/Training/Fellowships	451533-19071	Virginia Polytech Inst	
66.516	D	3,667	P3 Award: National Student Design Competition for Sustainability			
66.716	I	20,403	Research, Development, Monitoring, Public Education, Outreach, Training, Demonstrations, and Studies	2019-1564	Extension Foundation	
66.RD	I	59,068	U. S. Environmental Protection Agency	NCSU-19-001-RP	Jacobs	EP-C-15-00028
66.U01	I	606	U. S. Environmental Protection Agency	7-312-0215574-65376L	Rti International	EP-C-16-021
66.U02	I	22,790	U. S. Environmental Protection Agency	2018-1592	Jacobs	EP-C-15-0008
66.U03	I	(623)	U. S. Environmental Protection Agency	SA-2017-65	Extension Foundation	8-3698001
77.006	D	58,825	U.S. Nuclear Regulatory Commission Nuclear Education Grant Program			
77.008	D	574,462	U.S. Nuclear Regulatory Commission Scholarship and Fellowship Program			
81.049	D	2,696,638	Office of Science Financial Assistance Program			
81.049	I	(1,207)	Office of Science Financial Assistance Program	WU-HT-10-09 PO: 2934281G	Washington University-St Louis	
81.049	I	278,217	Office of Science Financial Assistance Program	WU-15-69 (PO#2922325Y)	Washington University-St Louis	
81.049	I	75,668	Office of Science Financial Assistance Program	5026-NCSU-DOE-1090	Pennsylvania State Univ	
81.049	I	(63,980)	Office of Science Financial Assistance Program	254998	Temple University	
81.049	I	70,081	Office of Science Financial Assistance Program	6021-NCSU-DOE-1090	Pennsylvania State Univ	
81.049	I	132,226	Office of Science Financial Assistance Program	520001	Triad National Security, Llc	
81.049	I	138,747	Office of Science Financial Assistance Program	5951-NCSU-DOE-1090	Pennsylvania State Univ	
81.049	I	77,878	Office of Science Financial Assistance Program	DE-SC0019929	Catalytic And Redox Solutions	
81.049	I	10,483	Office of Science Financial Assistance Program	1(GG010862)	Columbia University	
81.049	I	25,087	Office of Science Financial Assistance Program	2018-0161	Lupine Materials & Technology	
81.049	I	86,149	Office of Science Financial Assistance Program	1555891 PO#1000911947	Univ Of Colorado - Boulder	
81.049	I	68,866	Office of Science Financial Assistance Program	327-0002	Duke University	
81.049	I	305,449	Office of Science Financial Assistance Program	RC107830	Michigan State University	
81.049	I	155,785	Office of Science Financial Assistance Program	SUB0000292	Princeton University	
81.049	I	172,441	Office of Science Financial Assistance Program	AWD7773336-GR205924	Georgetown Univ.	
81.049	I	52,029	Office of Science Financial Assistance Program	SUB00001810	Univ Of Georgia Res Fdn	
81.049	I	20,881	Office of Science Financial Assistance Program	2019-0921/DE-SC0019586	Susteon Inc.	
81.049	I	28,138	Office of Science Financial Assistance Program	2019-2055	Secmaton	
81.049	I	30,000	Office of Science Financial Assistance Program	2020-0516	Calabazas Creek Research, Inc.	
81.049	I	51,355	Office of Science Financial Assistance Program	SUBK00011115/PO3005749735	Univ Of Michigan	
81.086	D	14,775,402	Conservation Research and Development			
81.086	I	15,750	Conservation Research and Development	A19-0435-S003	Univ Of Tennessee	
81.086	I	71,482	Conservation Research and Development	NO. 192216	Stanford Univ	
81.086	I	2,223	Conservation Research and Development	2019-3248	E4 Carolinas	
81.086	I	64,558	Conservation Research and Development	0011-43584	Eaton Corp.	
81.086	I	81,794	Conservation Research and Development	16-707NCSU PO#MM000026944	West Virginia Univ.	
81.087	D	2,156,652	Renewable Energy Research and Development			
81.087	I	79,655	Renewable Energy Research and Development	M1802860	Texas A&M Engine Exper Station	
81.087	I	23,122	Renewable Energy Research and Development	4550 G XA169	Univ Of California-Los Angeles	
81.087	I	30,739	Renewable Energy Research and Development	SUBCONTRACT NO. 1004	Corrim	
81.087	I	(29,601)	Renewable Energy Research and Development	2014-2776	Metabolix, Inc.	
81.087	I	122,774	Renewable Energy Research and Development	8500051911	Univ Of Tennessee	
81.087	I	25,714	Renewable Energy Research and Development	DE-EE0007253-NCSU	Eaton Corp.	
81.087	I	(62,354)	Renewable Energy Research and Development	SUBAWARD # M1802860	Texas A&M Engine Exper Station	
81.087	I	75,674	Renewable Energy Research and Development	1070227-382029	Carnegie Mellon Univ	

SCHEDULE OF EXPENDITURES OF FEDERAL AWARDS (BY STATE AGENCY)

For the Fiscal Year Ended June 30, 2020

Federal CFDA Number	Direct/ Indirect	Program Expenditures	CFDA Program Title	Pass -Through Number	Pass -Through Entity Name	Additional Award Information
81.087	I	393,965	Renewable Energy Research and Development	DE-EE0007888-05-6	Rapid Institute	
81.089	D	1,264,896	Fossil Energy Research and Development			
81.112	I	8,982	Stewardship Science Grant Program	323-0300	Duke University	
81.113	D	2,890,887	Defense Nuclear Nonproliferation Research			
81.113	I	239,110	Defense Nuclear Nonproliferation Research	3003222368	Univ Of Michigan	
81.117	D	766,184	Energy Efficiency and Renewable Energy Information Dissemination, Outreach, Training and Technical Analysis/Assistance			
81.117	I	(809)	Energy Efficiency and Renewable Energy Information Dissemination, Outreach, Training and Technical Analysis/Assistance	PEEIF486-01	Ucpkog	
81.121	D	2,809,821	Nuclear Energy Research, Development and Demonstration			
81.121	I	97,806	Nuclear Energy Research, Development and Demonstration	5725-NCSU-DOE-8717	Pennsylvania State Univ	
81.121	I	20,175	Nuclear Energy Research, Development and Demonstration	14000337-004	Purdue University	
81.121	I	82,351	Nuclear Energy Research, Development and Demonstration	14000271-003	Purdue University	
81.121	I	(8,546)	Nuclear Energy Research, Development and Demonstration	401012-5801	Colorado School Of Mines	
81.121	I	161,943	Nuclear Energy Research, Development and Demonstration	SUBAWARD NO. 68016083-01	Univ Of Central Florida	
81.121	I	162,370	Nuclear Energy Research, Development and Demonstration	775K541	Univ Of Wisconsin	
81.121	I	(15,119)	Nuclear Energy Research, Development and Demonstration	401012-5801 PO160941	Colorado School Of Mines	
81.121	I	55,887	Nuclear Energy Research, Development and Demonstration	00009945	Univ Of Cal - Berkeley	
81.121	I	28,171	Nuclear Energy Research, Development and Demonstration	S4893/PO#387177	Mass. Inst. Of Tech.	
81.121	I	17,249	Nuclear Energy Research, Development and Demonstration	RELEASE #25 UNDER 145661	Battelle Energy Alliance, Lic	
81.128	I	95,023	Energy Efficiency and Conservation Block Grant Program (EECBG)	2019-SEEA-111	Southeast Energy Eff Alliance	
81.135	D	1,184,945	Advanced Research Projects Agency - Energy			
81.135	I	(9,046)	Advanced Research Projects Agency - Energy	2015-3268	Grid Logic, Inc.	
81.135	I	35,984	Advanced Research Projects Agency - Energy	9153-20936	Vanderbilt University	
81.135	I	239,795	Advanced Research Projects Agency - Energy	2018-3411/DE-AR0001024	Abb, Inc.	
81.135	I	44,169	Advanced Research Projects Agency - Energy	96-19	Suny - Albany	
81.135	I	33,592	Advanced Research Projects Agency - Energy	2020-1067	Aml Superconductivity	
81.135	I	139,094	Advanced Research Projects Agency - Energy	2018-0104	Adroit Materials, Inc.	
81.135	I	299,982	Advanced Research Projects Agency - Energy	0011-43583	Eaton Corp	
81.RD	D	35,896	U. S. Department of Energy			2020-1216/494372
81.RD	D	3,352	U. S. Department of Energy			27-145661/DE-AC07-05ID14517
81.RD	D	68,965	U. S. Department of Energy			364329/DE-SC0012704
81.RD	D	20,055	U. S. Department of Energy			4000174858/DE-AC52-07NA27344
81.RD	D	29,048	U. S. Department of Energy			4000174867/DE-AC05-00OR22725
81.RD	D	148,583	U. S. Department of Energy			4200000036/DE-AC05-00OR22725
81.RD	D	91,392	U. S. Department of Energy			ZCE-9-92157-01/DE-AC36-08GO28308
81.RD	D	136,331	U. S. Department of Energy			4000175832/DE-AC05-00OR22725
81.RD	I	119,705	U. S. Department of Energy	00145661-00002	Battelle Energy Alliance, Lic	2-145661/DE-AC07-05ID14517
81.RD	I	232,695	U. S. Department of Energy	145661-14	Battelle Energy Alliance, Lic	DE-AC07-05ID-14517
81.RD	I	30,932	U. S. Department of Energy	145661-18	Battelle Energy Alliance, Lic	DE-AC07-05ID-14517
81.RD	I	138,369	U. S. Department of Energy	1871780	Sandia National Lab	2018-1298
81.RD	I	64,631	U. S. Department of Energy	1994475	Sandia National Lab	2019-0366
81.RD	I	17,430	U. S. Department of Energy	2019-0440	Riken Bnl Res. Center	2019-0440
81.RD	I	7,737	U. S. Department of Energy	2019-2208	Oak Ridge Inst For Sci & Ed	2019-2208
81.RD	I	71,795	U. S. Department of Energy	286473	Pacific Northwest National Lab	DE-AC05-76RL01830
81.RD	I	8,378	U. S. Department of Energy	292626	Pacific Northwest National Lab	DE-AC05-76RL01830
81.RD	I	47,686	U. S. Department of Energy	329344	Brookhaven Nat'L Lab	DE-SC0012704
81.RD	I	17,731	U. S. Department of Energy	356231	Brookhaven Nat'L Lab	DE-SC0012704
81.RD	I	(31,181)	U. S. Department of Energy	4000056870	Ut-Battelle Lic	DE-AC05-00OR22725
81.RD	I	88	U. S. Department of Energy	4000065691	Ut-Battelle Lic	4000065691/DE-AC05-00OR22725
81.RD	I	231,961	U. S. Department of Energy	4000114671	Oak Ridge National Lab	DE-AC05-00OR22725
81.RD	I	16,767	U. S. Department of Energy	4000144968	Oak Ridge National Lab	DE-AC05-00OR22725
81.RD	I	(1)	U. S. Department of Energy	4000145506	Ut Battelle, Lic	DE-AC05-00OR22725
81.RD	I	141,508	U. S. Department of Energy	4000151695	Ut-Battelle Lic	DE-AC05-00OR22725
81.RD	I	9,656	U. S. Department of Energy	4000163442	Oak Ridge National Lab	4000163442/DE-AC05-00OR22725
81.RD	I	140,617	U. S. Department of Energy	4000166084	Oak Ridge National Lab	DE-AC05-00OR22725
81.RD	I	17,226	U. S. Department of Energy	4000168840	Oak Ridge National Lab	DE-AC05-00OR22725
81.RD	I	19,655	U. S. Department of Energy	4000168883	Oak Ridge National Lab	4000168883/DE-AC05-00OR22725
81.RD	I	356,351	U. S. Department of Energy	4000170783	Oak Ridge National Lab	DE-AC05-00OR22725
81.RD	I	47,483	U. S. Department of Energy	4200000036-4000133202	Oak Ridge National Lab	DE-AC05-00OR22725
81.RD	I	65,282	U. S. Department of Energy	4200000036-4000141258	Ut-Battelle Lic	DE-AC05-00OR22725
81.RD	I	2,094	U. S. Department of Energy	4200000036-4000168373	Oak Ridge National Lab	DE-AC05-00OR22725
81.RD	I	48,033	U. S. Department of Energy	4200000570-40000153636	Ut-Battelle Lic	DE-AC05-00OR22725
81.RD	I	53,493	U. S. Department of Energy	4200000570-4000143422	Oak Ridge National Lab	DE-AC05-00OR22725

SCHEDULE OF EXPENDITURES OF FEDERAL AWARDS (BY STATE AGENCY)

For the Fiscal Year Ended June 30, 2020

Federal CFDA Number	Direct/ Indirect	Program Expenditures	CFDA Program Title	Pass -Through Number	Pass -Through Entity Name	Additional Award Information
81.RD	I	45,849	U. S. Department of Energy	4200000570-4000159477	Oak Ridge National Lab	DE-AC05-00OR22725
81.RD	I	14,017	U. S. Department of Energy	463643	Los Alamos Nat'L Lab	DE-AC52-06NA25396
81.RD	I	24,095	U. S. Department of Energy	498459	Los Alamos Nat'L Lab	DE-AC52-06NA25396
81.RD	I	5,591	U. S. Department of Energy	499690	Pacific Northwest National Lab	2019-0975
81.RD	I	84,159	U. S. Department of Energy	508854	Triad National Security, Llc	89233218CNA000001
81.RD	I	42	U. S. Department of Energy	7090112	L. Berkeley Natl Lab	DE-AC02-05CH11231
81.RD	I	66,789	U. S. Department of Energy	7381614	L. Berkeley Natl Lab	DE-AC02-05CH11231
81.RD	I	72,614	U. S. Department of Energy	8F-30076	Argonne Nat'L Lab	DE-AC02-06CH11357
81.RD	I	64,392	U. S. Department of Energy	8F-30197	Argonne Nat'L Lab	DE-AC02-06CH11357
81.RD	I	26,709	U. S. Department of Energy	9F-60064	Argonne Nat'L Lab	DE-AC02-06CH11357
81.RD	I	36,829	U. S. Department of Energy	9F-60270	Argonne Nat'L Lab	9F-60270
81.RD	I	61,915	U. S. Department of Energy	B615702	Lawrence Livermore Natl. Secu.	DE-AC52-07NA27344
81.RD	I	69,268	U. S. Department of Energy	B620596	Lawrence Livermore Natl Lab	DE-AC52-07NA27344
81.RD	I	50,378	U. S. Department of Energy	B621752	Lawrence Livermore Natl Lab	DE-AC52-07NA27344
81.RD	I	75,505	U. S. Department of Energy	B623398	Lawrence Livermore Natl Lab	DE-AC52-07NA27344
81.RD	I	92,131	U. S. Department of Energy	B628785	Lawrence Livermore Natl Lab	DE-AC52-07NA27344
81.RD	I	7,279	U. S. Department of Energy	B631308	Lawrence Livermore Natl Lab	DE-AC52-07NA27344
81.RD	I	98,779	U. S. Department of Energy	B633311	Lawrence Livermore Natl Lab	DE-AC52-07NA27344
81.RD	I	36,643	U. S. Department of Energy	B634087	Lawrence Livermore Natl. Secu.	B634087/DE-A52-07NA27344
81.RD	I	57,113	U. S. Department of Energy	B634847	Lawrence Livermore Natl. Secu.	B634087/DE-A52-07NA27344
81.RD	I	46,899	U. S. Department of Energy	DE-EE0008806	Ricardo Plc	2019-2836
81.RD	I	56,896	U. S. Department of Energy	LTI-FE0022594-NCS	Leonardo Technologies, Inc.	DE-FE0022594
81.RD	I	125,588	U. S. Department of Energy	M1900080	Texas A&M Univ.	DE-AC02-05CH11231
81.RD	I	427,317	U. S. Department of Energy	MASTER #145661-RELEASE#19	Battelle Energy Alliance, Llc	DE-AC07-05ID-14517
81.RD	I	209,042	U. S. Department of Energy	MASTER #145661-RELEASE#20	Battelle Energy Alliance, Llc	DE-AC07-05ID-14517
81.RD	I	30,144	U. S. Department of Energy	MASTER #145661-RELEASE#21	Battelle Energy Alliance, Llc	DE-AC07-05ID-14517
81.RD	I	41,204	U. S. Department of Energy	PO # 107832	Bettis Atomic Power Laboratory	107832
81.RD	I	37,361	U. S. Department of Energy	PO #107832	Bettis Atomic Power Laboratory	107832
81.RD	I	24,731	U. S. Department of Energy	PO# 107832	Bettis Atomic Power Laboratory	107832
81.RD	I	5,480	U. S. Department of Energy	RELEASE # 26 UNDER 145661	Battelle Energy Alliance, Llc	26-145661/DE-AC07-05ID14517
81.RD	I	(4,820)	U. S. Department of Energy	RELEASE 16 U/C 145661	Battelle Energy Alliance, Llc	DE-AC07-05ID-14517
81.RD	I	18,468	U. S. Department of Energy	RELEASE 24 UNDER 145661	Battelle Energy Alliance, Llc	24-145661/DE-AC07-05ID14517
81.RD	I	27,558	U. S. Department of Energy	RELEASE NO 6 UBM 161615	Battelle Energy Alliance, Llc	6-161615/SOW-16640
81.RD	I	29,250	U. S. Department of Energy	RELEASE NO. 22 UBM 145661	Battelle Energy Alliance, Llc	22-145661/SOW15929
81.RD	I	38,835	U. S. Department of Energy	RELEASE NO. 23/BMC 145661	Battelle Energy Alliance, Llc	DE-AC07-05ID-14517
81.U04	I	53,173	U. S. Department of Energy	RELEASE NO 5 UBM 161615	Battelle Energy Alliance, Llc	5-161615/SOW-15952
84.007	D	571,274	Federal Supplemental Educational Opportunity Grants			
84.010	I	39,235	Title I Grants to Local Educational Agencies	2020-0506	Pamlico County Schools	
84.033	D	1,140,996	Federal Work-Study Program			
84.038	D	5,524,924	Federal Perkins Loan Program Federal Capital Contributions			
84.042	D	513,839	TRIO Student Support Services			
84.044	D	392,750	TRIO Talent Search			
84.047	D	734,102	TRIO Upward Bound			
84.063	D	24,443,104	Federal Pell Grant Program			
84.133	I	83,391	National Institute on Disability and Rehabilitation Research	1701835A/PO#SR00005589	Univ Of Maryland Balt. County	
84.200	D	193,942	Graduate Assistance in Areas of National Need			
84.217	D	217,284	TRIO McNair Post-Baccalaureate Achievement			
84.268	D	114,433,885	Federal Direct Student Loans			
84.305	D	276,690	Education Research, Development and Dissemination			
84.305	I	43,678	Education Research, Development and Dissemination	SUB00001449	Univ Of Georgia	
84.305	I	145,515	Education Research, Development and Dissemination	S-00015915	Wested	
84.334	I	34,039	Gaining Early Awareness and Readiness for Undergraduate Programs	19100053-001	Purdue University	
84.363	D	248,501	School Leader Recruitment and Support (formerly School Leadership)			
84.408	D	19,612	Postsecondary Education Scholarships for Veteran's Dependents			
84.424	I	1,641	Student Support and Academic Enrichment Program	2018-2969	Wilson County Schools	
84.425E	D	8,947,941	COVID-19 - Education Stabilization Fund			
84.RD	I	110,197	U. S. Department of Education	EIR GRANT #U411B170038	Niswonger Foundation	U411B170038
84.U03	I	65,056	U. S. Department of Education	2020-0532	Craven County Pub. School Sys.	2020-0532
84.U04	I	9,493	U. S. Department of Education	PO# 223727	Wake County Public Sch. Sys.	2020-0532
85.002	I	2,928	MCC Foreign Assistance for Overseas Programs	1-312-0217220-65766L	Rti International	
93.086	I	(3)	Healthy Marriage Promotion and Responsible Fatherhood Grants	2017-1299	Center For Policy Research	
93.103	D	313,989	Food and Drug Administration Research			
93.103	I	10,862	Food and Drug Administration Research	2020-0171/5U01FD005334-05	Nasda	
93.103	I	8,649	Food and Drug Administration Research	2019-1905	Nasda	

SCHEDULE OF EXPENDITURES OF FEDERAL AWARDS (BY STATE AGENCY)

For the Fiscal Year Ended June 30, 2020

Federal CFDA Number	Direct/ Indirect	Program Expenditures	CFDA Program Title	Pass -Through Number	Pass -Through Entity Name	Additional Award Information
93.103	I	8,740	Food and Drug Administration Research	2019-1907	Nasda	
93.103	I	4,784	Food and Drug Administration Research	2019-1908	Nasda	
93.103	I	5,000	Food and Drug Administration Research	2020-0537	Nasda	
93.113	D	5,145,539	Environmental Health			
93.113	I	41,092	Environmental Health	3-340-0217136-65799L	Rti International	
93.113	I	42,803	Environmental Health	P0431A-A	Oregon State Univ.	
93.113	I	141,396	Environmental Health	T787631	Emory University	
93.113	I	85,367	Environmental Health	M1901895	Texas A&M Univ.	
93.113	I	52,046	Environmental Health	NCSU-3338-02	Euro. Molecular Biology Lab	
93.121	I	(3,664)	Oral Diseases and Disorders Research	000407304-001	Univ Of Alabama	
93.121	I	6,270	Oral Diseases and Disorders Research	PT112270-SC107121	Virginia Commonwealth Univ	
93.143	D	121,816	NIEHS Superfund Hazardous Substances Basic Research and Education			
93.143	I	158,656	NIEHS Superfund Hazardous Substances Basic Research and Education	02-M1800350	Texas A&M Univ.	
93.143	I	83,575	NIEHS Superfund Hazardous Substances Basic Research and Education	A03-1122	Duke University	
93.143	I	7,524	NIEHS Superfund Hazardous Substances Basic Research and Education	5(GG013322-35)	Columbia University	
93.173	D	597,428	Research Related to Deafness and Communication Disorders			
93.213	I	11,999	Research and Training in Complementary and Integrative Health	11000465-028	Purdue University	
93.213	I	6,842	Research and Training in Complementary and Integrative Health	10049254-02	Univ Of Utah	
93.226	I	34,540	Research on Healthcare Costs, Quality and Outcomes	2032514	Duke University	
93.242	D	317,083	Mental Health Research Grants			
93.242	I	162,284	Mental Health Research Grants	PIN 2019-175NCSU	Pinnacle Technology, Inc.	
93.262	I	8,670	Occupational Safety and Health Program	3210001070-20-167	Univ Of Kentucky Res. Found.	
93.262	I	14,913	Occupational Safety and Health Program	3210001070-20-019	Univ Of Kentucky	
93.273	I	(3,842)	Alcohol Research Programs	500693 NCSU	Feinstein Inst For Medical Res	
93.273	I	(9,375)	Alcohol Research Programs	2017-1740	Kwj Engineering	
93.279	D	947,464	Drug Abuse and Addiction Research Programs			
93.279	I	13,636	Drug Abuse and Addiction Research Programs	11000811-002	Purdue University	
93.286	D	2,168,553	Discovery and Applied Research for Technological Innovations to Improve Human Health			
93.307	D	1,048,784	Minority Health and Health Disparities Research			
93.307	I	32,266	Minority Health and Health Disparities Research	60044313 NCSU YEAR 3	Northwestern University	
93.310	D	175,656	Trans-NIH Research Support			
93.310	I	4,650	Trans-NIH Research Support	A030547	Duke University	
93.310	I	91,688	Trans-NIH Research Support	A031918	Duke University	
93.350	I	38,968	National Center for Advancing Translational Sciences	C00061087-3	Univ Of Missouri - Columbia	
93.351	D	1,021,410	Research Infrastructure Programs			
93.361	I	7,593	Nursing Research	304482	Children'S Hospital Med Center	
93.361	D	23,985	Nursing Research			
93.393	D	1,236,905	Cancer Cause and Prevention Research			
93.393	I	24,771	Cancer Cause and Prevention Research	UFDSP00011890 P0032835	Univ Of Florida	
93.393	I	70,507	Cancer Cause and Prevention Research	FP00008961_SA001	Virginia Commonwealth Univ	
93.394	D	124,192	Cancer Detection and Diagnosis Research			
93.394	I	79,704	Cancer Detection and Diagnosis Research	1552592/PO:1000500405	Univ Of Colorado - Boulder	
93.394	I	18,014	Cancer Detection and Diagnosis Research	10696SC	Univ Of Cal - San Francisco	
93.394	I	12,645	Cancer Detection and Diagnosis Research	10695SC	Univ Of Cal - San Francisco	
93.394	I	7,786	Cancer Detection and Diagnosis Research	11915SC	Univ Of Cal - San Francisco	
93.395	D	133,284	Cancer Treatment Research			
93.395	I	13,903	Cancer Treatment Research	A031457	Duke University	
93.396	D	131,958	Cancer Biology Research			
93.397	I	20,017	Cancer Centers Support Grants	ASUB08	Arizona State Univ.	
93.398	D	2,244	Cancer Research Manpower			
93.433	D	6,596	ACL National Institute on Disability, Independent Living, and Rehabilitation Research			
93.433	I	115,838	ACL National Institute on Disability, Independent Living, and Rehabilitation Research	SRALAB REF # 7249 / 82261	Rehabilitation Inst Of Chicago	
93.732	D	1,034,764	Mental and Behavioral Health Education and Training Grants			
93.788	D	446,956	Opioid STR			
93.837	D	1,976,835	Cardiovascular Diseases Research			
93.837	I	(8,577)	Cardiovascular Diseases Research	2016-1746	Profusa, Inc.	
93.837	I	37,654	Cardiovascular Diseases Research	60072572	Ohio State Univ.	
93.837	I	96,379	Cardiovascular Diseases Research	NOR-249833/PO#66468341	Mayo Clinic	
93.838	I	332	Lung Diseases Research	A030449	Duke University	
93.838	I	102,876	Lung Diseases Research	A031768	Duke University	
93.839	D	1,115,546	Blood Diseases and Resources Research			
93.846	D	620,992	Arthritis, Musculoskeletal and Skin Diseases Research			
93.847	D	104,557	Diabetes, Digestive, and Kidney Diseases Extramural Research			

SCHEDULE OF EXPENDITURES OF FEDERAL AWARDS (BY STATE AGENCY)

For the Fiscal Year Ended June 30, 2020

Federal CFDA Number	Direct/ Indirect	Program Expenditures	CFDA Program Title	Pass -Through Number	Pass -Through Entity Name	Additional Award Information
93.847	I	16,962	Diabetes, Digestive, and Kidney Diseases Extramural Research	0000999115	Fred Hutchinson Cancer Res Cen	
93.847	I	2,746	Diabetes, Digestive, and Kidney Diseases Extramural Research	0000917572	Fred Hutchinson Cancer Res Cen	
93.847	I	12,474	Diabetes, Digestive, and Kidney Diseases Extramural Research	0000958850	Fred Hutchinson Cancer Res Cen	
93.847	I	4,355	Diabetes, Digestive, and Kidney Diseases Extramural Research	A030489	Duke University	
93.847	I	43,102	Diabetes, Digestive, and Kidney Diseases Extramural Research	A031772	Duke University	
93.853	D	190,370	Extramural Research Programs in the Neurosciences and Neurological Disorders			
93.853	I	11,778	Extramural Research Programs in the Neurosciences and Neurological Disorders	2019-1338	Soymeds, Inc	
93.853	I	19,064	Extramural Research Programs in the Neurosciences and Neurological Disorders	A030772	Duke University	
93.853	I	154	Extramural Research Programs in the Neurosciences and Neurological Disorders	2037463	Duke University	
93.853	I	1,115	Extramural Research Programs in the Neurosciences and Neurological Disorders	A032878	Duke University	
93.855	D	887,380	Allergy and Infectious Diseases Research			
93.855	I	28,251	Allergy and Infectious Diseases Research	201303042-02	Univ Of Cal - Davis	
93.855	I	5,000	Allergy and Infectious Diseases Research	GB10650.PO #2107702	Univ Of Virginia	
93.855	I	100,770	Allergy and Infectious Diseases Research	A03-2277	Duke University	
93.855	I	(900)	Allergy and Infectious Diseases Research	3021231	Duke University	
93.855	I	78,370	Allergy and Infectious Diseases Research	G-45078-02	Colorado State Univ.	
93.855	I	(412)	Allergy and Infectious Diseases Research	2016-0593	Nirvana Sciences, Inc.	
93.855	I	8,866	Allergy and Infectious Diseases Research	3021232	Duke University	
93.855	I	323,389	Allergy and Infectious Diseases Research	2019-0698	Nirvana Sciences, Inc.	
93.855	I	52,710	Allergy and Infectious Diseases Research	3021496	Duke University	
93.859	D	5,071,110	Biomedical Research and Research Training			
93.859	I	(1,168)	Biomedical Research and Research Training	RF164-G1	Georgia Institute Of Tech.	
93.859	I	36,232	Biomedical Research and Research Training	78565-10763	Cornell University	
93.859	I	193,281	Biomedical Research and Research Training	GB10488. PO #2173182	Univ Of Virginia	
93.859	I	(2,773)	Biomedical Research and Research Training	5829-NCSU-DHHS-3106	Pennsylvania State Univ	
93.859	I	101,850	Biomedical Research and Research Training	257888-NCSU	Temple University	
93.859	I	3,912	Biomedical Research and Research Training	11000451-009	Purdue University	
93.859	I	128,517	Biomedical Research and Research Training	1090551-404471	Carnegie Mellon Univ	
93.859	I	31,749	Biomedical Research and Research Training	2018-2341	Nirvana Sciences, Inc.	
93.865	D	1,534,442	Child Health and Human Development Extramural Research			
93.865	I	20,180	Child Health and Human Development Extramural Research	A031468	Duke University	
93.865	I	6,565	Child Health and Human Development Extramural Research	3730 (COST CENTER 81370)	Rehabilitation Inst Of Chicago	
93.865	I	112,581	Child Health and Human Development Extramural Research	A03-1205	Duke University	
93.866	D	1,195,997	Aging Research			
93.866	I	63,363	Aging Research	2019-0684	Karamedica Inc.	
93.866	I	8,781	Aging Research	432102-19071	Virginia Polytech Inst.	
93.866	I	315,099	Aging Research	9SB1AG059313	Cytex Therapeutics, Inc	
93.866	I	8,842	Aging Research	1558098 PO# 1001212078	Univ Of Colorado - Boulder	
93.866	I	13,871	Aging Research	A032498	Duke University	
93.867	D	149,108	Vision Research			
93.867	I	119,140	Vision Research	2018-2386	Retinal Care	
93.876	D	162,515	Antimicrobial Resistance Surveillance in Retail Food Specimens			
93.879	I	1,956	Medical Library Assistance	1600679	Univ Of Maryland Balt. County	
93.991	I	1,020	Preventive Health and Health Services Block Grant	CY-6-466	Scdhec	
93.RD	D	144,797	U. S. Department of Health and Human Services			HHSF223201810026I
93.RD	D	9,260	U. S. Department of Health and Human Services			HHSF223201810225P
93.RD	D	24	U. S. Department of Health and Human Services			HHSF223201710086P
93.RD	D	51,361	U. S. Department of Health and Human Services			75F40119P10174
93.RD	D	(7,441)	U. S. Department of Health and Human Services			HHSF223201710406P
93.RD	I	50,494	U. S. Department of Health and Human Services	KT-19-01	Kaio Therapy	HHSN261201800028C
93.RD	I	22,911	U. S. Department of Health and Human Services	WU-19-165 (PO 2934585G)	Washington University-St Louis	75D30118C02926/WU-19-165 (PO 2934585G)
93.RD	I	20,295	U. S. Department of Health and Human Services	2020-1071	Eyedes Biosciences, Llc	2020-1071 1R41EY029185-01
93.RD	I	(690)	U. S. Department of Health and Human Services	2016-0746	Agle Sciences, Inc.	HHSN272201500010C
93.RD	I	(1,314)	U. S. Department of Health and Human Services	NCSU-01-4574	Mcking Consulting Corp	200-2016-F-90988
93.RD	I	89,535	U. S. Department of Health and Human Services	UWSC10535 BPO#32122	Univ Of Washington	HHSN272201800008C/UWSC10535 BPO#32122
93.RD	I	(77)	U. S. Department of Health and Human Services	18X090	Leidos, Inc (Formerly Saic)	HHSN261201800001E
93.RD	I	3,773	U. S. Department of Health and Human Services	19-001	Ils, Inc.	HHSN273201500010C
94.019	I	401,872	Social Innovation Fund	CONTRACT NO.303:17/18-001	Nc Partnership For Children	
94.RD	I	71,434	U. S. Corporation for National and Community Service	2019-1047	Share Our Strength	2019-1047
97.044	D	1,142,833	Assistance to Firefighters Grant			
97.044	I	23,208	Assistance to Firefighters Grant	R000002506	Florida State Univ	
97.108	I	14,720	Homeland Security, Research, Testing, Evaluation, and Demonstration of Technologies	2018-0843	Higher Dimension Materials Inc	
98.001	I	24	USAID Foreign Assistance for Programs Overseas	RD011G-C	Oregon State Univ.	

SCHEDULE OF EXPENDITURES OF FEDERAL AWARDS (BY STATE AGENCY)

For the Fiscal Year Ended June 30, 2020

Federal CFDA Number	Direct/ Indirect	Program Expenditures	CFDA Program Title	Pass -Through Number	Pass -Through Entity Name	Additional Award Information
98.001	I	(11,368)	USAID Foreign Assistance for Programs Overseas	SUB00001921	Board Reg Univ System Georgia	
98.001	I	4,856	USAID Foreign Assistance for Programs Overseas	F9002795702004	Purdue University	
98.001	I	194	USAID Foreign Assistance for Programs Overseas	F9000735402006	Purdue University	
98.001	I	8,218	USAID Foreign Assistance for Programs Overseas	451375-19071	Virginia Polytech Inst.	
98.001	I	31,021	USAID Foreign Assistance for Programs Overseas	F9000735402058	Purdue University	
98.001	I	24,758	USAID Foreign Assistance for Programs Overseas	SUB00001723	Univ Of Georgia	
98.001	I	16,457	USAID Foreign Assistance for Programs Overseas	2000010566	National Academy Of Sciences	
98.001	I	67,867	USAID Foreign Assistance for Programs Overseas	F9000735402049/50	Purdue University	
98.012	I	363	USAID Development Partnerships for University Cooperation and Development	RC102095-W1003	Michigan State University	
98.RD	I	21,454	U.S. Agency for International Development	RC710-081/S001708	Univ Of Georgia	RC710-081/S001708
98.RD	I	123,346	U.S. Agency for International Development	SUB00002085	Univ Of Georgia	7200AA18CA00003
98.RD	I	149,547	U.S. Agency for International Development	SUB00001966	Univ Of Georgia	7200AA18CA00003
98.RD	I	12,350	U.S. Agency for International Development	2000007149	National Academy Of Sciences	EPP_A-00-06-00012-00
98.RD	I	18,248	U.S. Agency for International Development	2000007142	National Academy Of Sciences	AID-263-A-15-00002
98.RD	I	22,766	U.S. Agency for International Development	RC102095-G4003	Michigan State University	2017-0098/RC102095-G4003
98.U01	I	4,814	U.S. Agency for International Development	RC102095BHEARD-MALAWI	Michigan State University	2015-1922
		<u>400,433,446</u>	Total - North Carolina State University			

University of North Carolina System Office

45.024	D	66,789	Promotion of the Arts Grants to Organizations and Individuals			
64.124	D	379,347	All-Volunteer Force Educational Assistance			
84.334	D	5,266,228	Gaining Early Awareness and Readiness for Undergraduate Programs			
		<u>5,712,364</u>	Total - University of North Carolina System Office			

University of North Carolina at Asheville

10.652	D	176,957	Forestry Research			
10.664	D	7,068	Cooperative Forestry Assistance			
11.431	D	7	Climate and Atmospheric Research			
11.431	I	381	Climate and Atmospheric Research	GSXXFFXXYS	Harmonic International	
11.431	I	57,511	Climate and Atmospheric Research	0803.19.064697 (#64697)	National Fish and Wildlife Foundation	
11.440	I	42	Environmental Sciences, Applications, Data, and Education	WC-133R-14-CN	Riverside Technology	
12.110	I	6	Planning Assistance to States	170191F-501	Blue Ridge Research & Consulting	
15.650	D	15,632	Research Grants (Generic)			
15.657	D	3,016	Endangered Species Recovery Implementation			
15.945	D	12,357	Cooperative Research and Training Programs – Resources of the National Park System			
43.001	I	11,134	Science	HST_GO-13482.011-A	Space Telescope Science Institute	
47.050	D	13,287	Geosciences			
47.070	D	37,291	Computer and Information Science and Engineering			
47.070	I	38,937	Computer and Information Science and Engineering	SUB00001775	University of Georgia	
47.076	D	346,255	Education and Human Resources			
84.007	D	113,121	Federal Supplemental Educational Opportunity Grants			
84.033	D	105,823	Federal Work-Study Program			
84.063	D	5,952,016	Federal Pell Grant Program			
84.268	D	12,349,753	Federal Direct Student Loans			
84.425E	D	1,597,627	COVID-19 - Education Stabilization Fund			
84.425F	D	1,679,746	COVID-19 - Education Stabilization Fund			
93.110	I	4,481	Maternal and Child Health Federal Consolidated Programs	60041104	Ohio State University	
93.242	I	13,941	Mental Health Research Grants	60067476	Ohio State University	
93.286	I	234,136	Discovery and Applied Research for Technological Innovations to Improve Human Health	KK1944	Univ of CA at Santa Barbara	
93.734	D	355,312	Empowering Older Adults and Adults with Disabilities through Chronic Disease Self-Management Education Programs – financed by Prevention and Public Health Funds (PPHF)			
93.859	D	131,160	Biomedical Research and Research Training			
93.945	D	311,497	Assistance Programs for Chronic Disease Prevention and Control			
		<u>23,568,494</u>	Total - University of North Carolina at Asheville			

University of North Carolina at Chapel Hill

10.001	D	2,451	Agricultural Research Basic and Applied Research			
10.200	I	36,665	Grants for Agricultural Research, Special Research Grants	S19005	Kansas State University	
10.255	I	19,370	Research Innovation and Development Grants in Economic (RIDGE)	AG9002-Valizadeh	Tufts University	
10.290	D	13,434	Agricultural Market and Economic Research			
10.310	D	923,275	Agriculture and Food Research Initiative (AFRI)			

SCHEDULE OF EXPENDITURES OF FEDERAL AWARDS (BY STATE AGENCY)

For the Fiscal Year Ended June 30, 2020

Federal CFDA Number	Direct/ Indirect	Program Expenditures	CFDA Program Title	Pass -Through Number	Pass -Through Entity Name	Additional Award Information
10.310	I	95,468	Agriculture and Food Research Initiative (AFRI)	73934-10464	Cornell University	
10.351	D	186,687	Rural Business Development Grant			
10.533	D	119,250	SNAP-Ed Toolkit			
10.561	I	5,021	State Administrative Matching Grants for the Supplemental Nutrition Assistance Program	2028	University of Wisconsin	
10.561	I	9,976	State Administrative Matching Grants for the Supplemental Nutrition Assistance Program	4400020209	South Carolina Department of Social Serv	
10.561	I	10,177	State Administrative Matching Grants for the Supplemental Nutrition Assistance Program	4400022922	South Carolina Department of Social Serv	
10.561	I	26,285	State Administrative Matching Grants for the Supplemental Nutrition Assistance Program	N/A	The Curators of the University of Missouri	
10.561	I	7,399	State Administrative Matching Grants for the Supplemental Nutrition Assistance Program	PO 525634	Michigan State University	
10.RD	D	6,967	U. S. Department of Agriculture			A16-1660-001
10.RD	D	53,372	U. S. Department of Agriculture			A19-0197-001
10.RD	I	(2,072)	U. S. Department of Agriculture	1600013/ SR00004155	University of Maryland at Baltimore (UMB)	A15-1704-001
11.012	D	228,977	Integrated Ocean Observing System (IOOS)			
11.012	I	97,400	Integrated Ocean Observing System (IOOS)	IOOS.16(028)UNCCH.HS	SECOORA Program	
11.020	D	(1)	Cluster Grants			
11.022	I	15,056	Bipartisan Budget Act of 2018	IOOS.19(015)UNCCH.HS	SECOORA Program	
11.022	I	14,719	Bipartisan Budget Act of 2018	IOOS.19(191)UNCCH.HS	SECOORA Program	
11.303	D	128,686	Economic Development Technical Assistance			
11.419	I	20,648	Coastal Zone Management Administration Awards	290130D	University of Oregon	
11.419	I	238,620	Coastal Zone Management Administration Awards	3004232333	University of Michigan Board of Regents	
11.431	D	71,674	Climate and Atmospheric Research			
11.431	I	203,417	Climate and Atmospheric Research	17-3250/PO2000030010	University of South Carolina (USC)	
11.459	D	61,453	Weather and Air Quality Research			
11.478	D	1,730	Center for Sponsored Coastal Ocean Research Coastal Ocean Program			
11.478	I	302	Center for Sponsored Coastal Ocean Research Coastal Ocean Program	NA288A-A	Oregon State University	
11.609	I	26,720	Measurement and Engineering Research and Standards	RJ118-G1	Georgia Institute of Technology	
11.619	I	629,437	Arrangements for Interdisciplinary Research Infrastructure	PC2.1-059	University of Delaware	
11.RD	D	467,304	U. S. Department of Commerce			A17-0434-001
11.RD	D	11,713	U. S. Department of Commerce			A17-0434-009
11.RD	D	15,708	U. S. Department of Commerce			A20-1006-001
12.300	D	1,609,137	Basic and Applied Scientific Research			
12.300	I	21,333	Basic and Applied Scientific Research	13224200	Woods Hole Oceanographic Institution	
12.300	I	132,979	Basic and Applied Scientific Research	313-0855	Duke University	
12.300	I	75,669	Basic and Applied Scientific Research	A20-0047-S004	Rensselaer Polytechnic Institute (RPI)	
12.351	D	979,587	Scientific Research - Combating Weapons of Mass Destruction			
12.351	I	14,069	Scientific Research - Combating Weapons of Mass Destruction	2002708651	Johns Hopkins University	
12.351	I	24,700	Scientific Research - Combating Weapons of Mass Destruction	60071490	Ohio State University	
12.360	I	21,434	Research on Chemical and Biological Defense	S-10456-01	Geneva Foundation	
12.420	D	6,377,709	Military Medical Research and Development			
12.420	I	5,210	Military Medical Research and Development	1-3120216893-65739L	Research Triangle Institute (RTI Interna)	
12.420	I	24,289	Military Medical Research and Development	10048596-01/POU00022	University of Utah	
12.420	I	15,336	Military Medical Research and Development	309-01	SUNY Buffalo Roswell Park Cancer Institute	
12.420	I	102,282	Military Medical Research and Development	3130817	Duke University	
12.420	I	165,559	Military Medical Research and Development	3150/ 855506	Henry M Jackson Foundation	
12.420	I	102,198	Military Medical Research and Development	3200002668-19-039 7	University of Kentucky (UK)	
12.420	I	11,318	Military Medical Research and Development	CVRE-04	Minnesota Veterans Medical Research and	
12.420	I	52,812	Military Medical Research and Development	GMO201204	University of Texas Southwestern Medical	
12.420	I	7,565	Military Medical Research and Development	R1199413	SUNY at Buffalo	
12.420	I	32,991	Military Medical Research and Development	S-10495-01	Geneva Foundation	
12.420	I	(128)	Military Medical Research and Development	S-1435-01	Geneva Foundation	
12.420	I	541	Military Medical Research and Development	V-1357-06	Geneva Foundation	
12.420	I	1,679	Military Medical Research and Development	VUMC62768	Vanderbilt University	
12.420	I	14,223	Military Medical Research and Development	W81XWH-17-1-0019	Medical College of Wisconsin	
12.420	I	27,088	Military Medical Research and Development	W81XWH1810802	Collaborations Pharmaceuticals, Inc.	
12.420	I	115,841	Military Medical Research and Development	Z3C00010 0011340322	University of Kansas Medical Center	
12.431	D	1,001,495	Basic Scientific Research			
12.431	I	202,494	Basic Scientific Research	574211	Trustees of the Univ. of Pennsylvania	
12.431	I	68,184	Basic Scientific Research	92689088	University of Southern California (USC)	
12.431	I	30,999	Basic Scientific Research	E256GVA026	University of California at Merced	
12.598	D	117,731	Centers for Academic Excellence			
12.630	D	62,505	Basic, Applied, and Advanced Research in Science and Engineering			

SCHEDULE OF EXPENDITURES OF FEDERAL AWARDS (BY STATE AGENCY)

For the Fiscal Year Ended June 30, 2020

Federal CFDA Number	Direct/ Indirect	Program Expenditures	CFDA Program Title	Pass -Through Number	Pass -Through Entity Name	Additional Award Information
12.750	D	18,279	Uniformed Services University Medical Research Projects			
12.750	I	141,683	Uniformed Services University Medical Research Projects	2830084	Duke University	
12.750	I	24,850	Uniformed Services University Medical Research Projects	S-11021-14-01	Geneva Foundation	
12.800	D	575,652	Air Force Defense Research Sciences Program			
12.800	I	120,659	Air Force Defense Research Sciences Program	010635-002	University of Cincinnati	
12.800	I	37,873	Air Force Defense Research Sciences Program	25-1123-0042-002	University of Nebraska at Lincoln	
12.910	D	1,833,354	Research and Technology Development			
12.910	I	505,071	Research and Technology Development	11542sc	University of California at San Francisco	
12.910	I	323,369	Research and Technology Development	UWSC11456 / 43409	University of Washington	
12.RD	D	(54)	U. S. Department of Defense			A04-0515-001
12.RD	D	(1,526)	U. S. Department of Defense			A16-0044-001
12.RD	D	587,768	U. S. Department of Defense			A17-1205-001
12.RD	D	27,619	U. S. Department of Defense			A18-0086-003
12.RD	D	(2,197)	U. S. Department of Defense			A18-1156-001
12.RD	D	773,707	U. S. Department of Defense			A18-1547-001
12.RD	D	326	U. S. Department of Defense			A19-0058-001
12.RD	D	343,714	U. S. Department of Defense			A19-1486-001
12.RD	D	108,131	U. S. Department of Defense			A19-1547-001
12.RD	D	84,402	U. S. Department of Defense			A19-1624-001
12.RD	D	35,834	U. S. Department of Defense			A20-0940-001
12.RD	I	6,782	U. S. Department of Defense	1-340-0216217-65155L	Research Triangle Institute (RTI Interna)	A17-1749-001
12.RD	I	28,971	U. S. Department of Defense	1130225-397261	Carnegie Mellon University (CMU)	A18-1491-001
12.RD	I	885,510	U. S. Department of Defense	1909-005	Medical CBRN Defense Consortium (MCDC)	A20-0490-001
12.RD	I	91,769	U. S. Department of Defense	3005449466 30054494	University of Michigan (UMICH)	A15-1710-005
12.RD	I	1,455	U. S. Department of Defense	3005983389 SUBK0000	University of Michigan (UMICH)	A15-1710-007
12.RD	I	43,170	U. S. Department of Defense	313-0868	Duke University	A18-1565-001
12.RD	I	75,308	U. S. Department of Defense	3130816	Duke University	A18-1436-001
12.RD	I	72,921	U. S. Department of Defense	4500002663	Boston University Board of Trustees	A17-1771-001
12.RD	I	329,718	U. S. Department of Defense	4775/PO#958958	Henry M Jackson Foundation	A19-0969-001
12.RD	I	14,457	U. S. Department of Defense	86956	Creare, Inc.	A17-0988-001
12.RD	I	(27)	U. S. Department of Defense	888-11-16-04/5-312-0	Research Triangle Institute (RTI Interna)	A13-0588-001
12.RD	I	(44,671)	U. S. Department of Defense	N/A	Banyan Systems, Inc.	A13-1387-001
12.RD	I	25,000	U. S. Department of Defense	N/A	BioMojo, LLC	A20-0660-001
12.RD	I	624,878	U. S. Department of Defense	RH512-G/PO-5004249	Georgia Institute of Technology Research	A17-0825-001
12.RD	I	59,550	U. S. Department of Defense	S-002752.02.BASIC.UN	Applied Research Associates, Inc.	A15-1715-001
12.RD	I	66,588	U. S. Department of Defense	S-255-003253-01-UNC	Applied Research Associates, Inc.	A17-1640-001
13.RD	D	188,890	U.S. Central Intelligence Agency			A16-0697-001
13.RD	I	84,050	U.S. Central Intelligence Agency	202356/PO#P0057072	Florida Institute of Technology	A18-1486-001
14.218	I	25,828	Community Development Block Grants/Entitlement Grants	19-4538	City of Jacksonville	
14.506	D	123,125	General Research and Technology Activity			
15.650	D	9,999	Research Grants (Generic)			
15.945	D	34,951	Cooperative Research and Training Programs – Resources of the National Park System			
16.026	D	70,997	OVW Research and Evaluation Program			
16.320	I	21,701	Services for Trafficking Victims	N/A	Restore NYC	
16.525	D	34,089	Grants to Reduce Domestic Violence, Dating Violence, Sexual Assault, and Stalking on Campus			
16.560	D	304,580	National Institute of Justice Research, Evaluation, and Development Project Grants			
16.560	I	(19,482)	National Institute of Justice Research, Evaluation, and Development Project Grants	2016-IJ-CX-0016	Vera Institute of Justice	
16.560	I	11,784	National Institute of Justice Research, Evaluation, and Development Project Grants	SUB00002182	University of Florida	
16.560	I	567,202	National Institute of Justice Research, Evaluation, and Development Project Grants	UNC-80	IRIS Media, Inc.	
16.745	D	20,439	Criminal and Juvenile Justice and Mental Health Collaboration Program			
16.745	I	30,130	Criminal and Juvenile Justice and Mental Health Collaboration Program	1800000195	Durham County Office of the Sheriff	
16.812	I	56,149	Second Chance Act Reentry Initiative	2018-RFK-NRC-001	Robert F. Kennedy Childrens Action Corps	
16.812	I	23,759	Second Chance Act Reentry Initiative	N/A	Durham County	
19.040	I	16,963	Public Diplomacy Programs	701UNC	Making Cents International	
20.109	D	217,632	Air Transportation Centers of Excellence			
20.200	D	1,162,027	Highway Research and Development Program			
20.200	I	14,737	Highway Research and Development Program	HR 15-63 / UNIT 905	National Academy of Sciences	
20.200	I	9,155	Highway Research and Development Program	HR 17-78 SUB00000919	National Academy of Sciences	
20.200	I	56,102	Highway Research and Development Program	HR 17-83 SUB0001094	National Academy of Sciences	
20.200	I	37,081	Highway Research and Development Program	HR 17-93 SUB0001359	National Academy of Sciences	
20.200	I	1,324	Highway Research and Development Program	HR 17-95 SUB0001528	National Academy of Sciences	
20.200	I	28,529	Highway Research and Development Program	M1902513	Texas Transportation Institute	

SCHEDULE OF EXPENDITURES OF FEDERAL AWARDS (BY STATE AGENCY)

For the Fiscal Year Ended June 30, 2020

Federal CFDA Number	Direct/ Indirect	Program Expenditures	CFDA Program Title	Pass -Through Number	Pass -Through Entity Name	Additional Award Information
20.205	I	34,365	Highway Planning and Construction	N/A	HDR Engineering, Inc., Minnesota	
20.215	D	45,250	Highway Training and Education			
20.514	I	170,743	Public Transportation Research, Technical Assistance, and Training	TCRP B-46 / PO# SUB0	National Academy of Sciences	
20.614	I	3,483	National Highway Traffic Safety Administration (NHTSA) Discretionary Safety Grants and Cooperative Agreements	N/A	America Walks	
20.701	D	2,472,234	University Transportation Centers Program			
20.701	I	886	University Transportation Centers Program	100041	Portland State University	
20.701	I	177,525	University Transportation Centers Program	UFDSP00011676	University of Florida	
20.RD	D	31,006	U. S. Department of Transportation			A11-1251-001
20.RD	D	244,963	U. S. Department of Transportation			A18-0228-001
20.RD	D	43,636	U. S. Department of Transportation			A20-0997-001
20.RD	I	133,092	U. S. Department of Transportation	38541-15	Vanasse Hangen Brustlin, (VHB) Inc.	A16-1355-001
20.RD	I	800,855	U. S. Department of Transportation	38617-23	Vanasse Hangen Brustlin, (VHB) Inc.	A17-1457-001
20.RD	I	66,927	U. S. Department of Transportation	693JJ318F000339	Cadmus Group	A19-0386-001
20.RD	I	15,387	U. S. Department of Transportation	693JJ319F000371	Cadmus Group	A20-0505-001
20.RD	I	3,967	U. S. Department of Transportation	ACRP A02-58/ SUB0000	National Academy of Sciences	A14-1401-001
20.RD	I	233,179	U. S. Department of Transportation	HR 17-72	National Academy of Sciences	A15-1512-001
20.RD	I	7,804	U. S. Department of Transportation	N/A	Dunlap and Associates, Inc.	A20-0623-001
20.RD	I	19,764	U. S. Department of Transportation	Task Order No. 3	TransAnalytics	A18-1633-001
23.011	D	203,840	Appalachian Research, Technical Assistance, and Demonstration Projects			
42.RD	I	4,185	U. S. Library of Congress	N/A	Waynesburg University	A18-0509-001
43.001	D	1,083,374	Science			
43.001	I	53,516	Science	1295 G UA448	University of California at Los Angeles	
43.001	I	7,339	Science	16-806	Arizona State University	
43.001	I	27,735	Science	7-10888-02	Carnegie Institution of Washington	
43.001	I	42,342	Science	UWSC11155 / PO40116	University of Washington	
43.007	D	6,419	Space Operations			
43.008	D	184,506	Office of Stem Engagement (OSTEM)			
43.RD	D	414,787	U. S. National Aeronautics and Space Administration			A18-1142-001
43.RD	D	105,121	U. S. National Aeronautics and Space Administration			A19-0743-001
43.RD	D	57,599	U. S. National Aeronautics and Space Administration			A19-0987-001
43.RD	D	74,909	U. S. National Aeronautics and Space Administration			A20-0338-001
43.RD	I	4,271	U. S. National Aeronautics and Space Administration	1607153	California Institute of Technology (CalT)	A19-0540-001
43.RD	I	7,800	U. S. National Aeronautics and Space Administration	1609860	California Institute of Technology (CalT)	A19-0538-001
43.RD	I	2,295	U. S. National Aeronautics and Space Administration	HST-GO-14912.006A	Space Telescope Science Institute	A18-0446-001
43.RD	I	6,397	U. S. National Aeronautics and Space Administration	HST-GO-15072.002-A	Space Telescope Science Institute	A18-1419-001
43.RD	I	3,959	U. S. National Aeronautics and Space Administration	HST-GO-15073.005-A	Space Telescope Science Institute	A18-0814-001
43.RD	I	36,654	U. S. National Aeronautics and Space Administration	HST-GO-15651.008-A	Space Telescope Science Institute	A19-1287-001
43.RD	I	1,959	U. S. National Aeronautics and Space Administration	PO 0001847	Science Systems Applications, Inc.	A15-0644-001
45.024	D	20,000	Promotion of the Arts Grants to Organizations and Individuals			
45.024	I	25,000	Promotion of the Arts Grants to Organizations and Individuals	23934	Arts Midwest	
45.130	D	3,183	Promotion of the Humanities Challenge Grants			
45.149	D	126,559	Promotion of the Humanities Division of Preservation and Access			
45.160	D	385	Promotion of the Humanities Fellowships and Stipends			
45.160	I	(10,881)	Promotion of the Humanities Fellowships and Stipends	N/A	Newberry Institute for Research and Educ	
45.312	D	5,275	National Leadership Grants			
45.312	I	6,702	National Leadership Grants	LG-71-17-0016-17	Educopia Institute	
45.313	D	242,013	Laura Bush 21st Century Librarian Program			
45.313	I	27,619	Laura Bush 21st Century Librarian Program	GR106937(CON-8000183)	Yale University	
45.RD	D	18,086	U. S. Federal Council on the Arts and the Humanities			A16-0247-001
47.041	D	1,974,822	Engineering			
47.041	I	1,010	Engineering	19-5475	Triangle Biotechnology, Inc.	
47.041	I	46,136	Engineering	333-2272	Duke University	
47.041	I	8,025	Engineering	33791	University of Delaware	
47.041	I	21,995	Engineering	480103-19467	Virginia Tech	
47.049	D	11,877,330	Mathematical and Physical Sciences			
47.049	I	42,535	Mathematical and Physical Sciences	25-0521-0184-038	University of Nebraska at Lincoln	
47.049	I	(178)	Mathematical and Physical Sciences	UWSC6738/PO#BP07546	University of Washington	
47.050	D	2,381,322	Geosciences			
47.050	I	54,020	Geosciences	10010192-UNC06	Bowling Green State University	
47.050	I	73,384	Geosciences	103(GG009393)	Columbia University	
47.050	I	56,785	Geosciences	1849458-19-01	Consortium of Universities for the Advan	
47.050	I	48,157	Geosciences	84865000	Woods Hole Oceanographic Institution	
47.050	I	76,474	Geosciences	S1974A-B	Oregon State University	

SCHEDULE OF EXPENDITURES OF FEDERAL AWARDS (BY STATE AGENCY)

For the Fiscal Year Ended June 30, 2020

Federal CFDA Number	Direct/ Indirect	Program Expenditures	CFDA Program Title	Pass -Through Number	Pass -Through Entity Name	Additional Award Information
47.050	I	104,056	Geosciences	SUBK00010849/PO30054	University of Michigan Ann Arbor	
47.070	D	9,312,728	Computer and Information Science and Engineering			
47.070	I	182,923	Computer and Information Science and Engineering	110291995	University of Southern California (USC)	
47.070	I	257,156	Computer and Information Science and Engineering	1905-206-2011806	Clemson University	
47.070	I	(1,625)	Computer and Information Science and Engineering	206FEN547	Portland State University	
47.070	I	21,825	Computer and Information Science and Engineering	333-2407	Duke University	
47.070	I	(202)	Computer and Information Science and Engineering	479590-19467	Virginia Tech	
47.070	I	50,039	Computer and Information Science and Engineering	800004907-04UG/80001	Florida International University	
47.070	I	168,264	Computer and Information Science and Engineering	85964/1156684	State University of New York (SUNY)	
47.070	I	18,448	Computer and Information Science and Engineering	A14-0011-S009	Rensselaer Polytechnic Institute (RPI)	
47.070	I	20,610	Computer and Information Science and Engineering	AWD7773289-GR205877	Georgetown University	
47.070	I	7,100	Computer and Information Science and Engineering	N/A	Platforms for Advanced Wireless Research	
47.070	I	85,782	Computer and Information Science and Engineering	Task Order 2	Platforms for Advanced Wireless Research	
47.070	I	148,860	Computer and Information Science and Engineering	UTA20-000024	University of Texas at Austin	
47.074	D	4,983,395	Biological Sciences			
47.074	I	472	Biological Sciences	4500002542	Boston University	
47.074	I	6,628	Biological Sciences	479498-19467	Virginia Tech	
47.074	I	16,421	Biological Sciences	52570314	Cold Spring Harbor Laboratory	
47.074	I	142,250	Biological Sciences	52570414	Cold Spring Harbor Laboratory	
47.074	I	10,331	Biological Sciences	61223139-121390	Stanford University	
47.074	I	27,121	Biological Sciences	FY2017-022	University of Kansas Center for Research	
47.074	I	6,645	Biological Sciences	GA11020-142300	University of Virginia	
47.074	I	12,873	Biological Sciences	GA11374 / PO #210782	University of Virginia	
47.074	I	70,255	Biological Sciences	R1041544	SUNY at Buffalo	
47.074	I	67,457	Biological Sciences	R1285	Dartmouth College	
47.074	I	22,620	Biological Sciences	SUB00002249	University of Florida	
47.075	D	1,314,484	Social, Behavioral, and Economic Sciences			
47.075	I	(3,305)	Social, Behavioral, and Economic Sciences	202435	University of Notre Dame	
47.075	I	955	Social, Behavioral, and Economic Sciences	5460-UNC-NSF-8661	Pennsylvania State University	
47.075	I	26,246	Social, Behavioral, and Economic Sciences	61344013-122890	Stanford University	
47.075	I	45,979	Social, Behavioral, and Economic Sciences	N/A	American Bar Foundation	
47.076	D	5,300,587	Education and Human Resources			
47.076	I	30,546	Education and Human Resources	011699-002	University of Cincinnati	
47.076	I	25,171	Education and Human Resources	19-GR08682-00	University of Nevada at Las Vegas	
47.076	I	43,131	Education and Human Resources	25-6238-0826-004	University of Nebraska at Lincoln	
47.076	I	27,734	Education and Human Resources	564K340	University of Wisconsin at Madison	
47.076	I	49,279	Education and Human Resources	83599-Z4772003	University of Maryland	
47.076	I	(5,148)	Education and Human Resources	BU9610-001	Associated Universities, Inc	
47.076	I	(1,119)	Education and Human Resources	C00044702-1	The Curators of the University of Missouri	
47.076	I	54,370	Education and Human Resources	N/A	Council of Graduate Schools (CGS)	
47.076	I	403	Education and Human Resources	N/A	University of San Diego	
47.079	D	988,741	Office of International Science and Engineering			
47.079	I	66,229	Office of International Science and Engineering	UP1700296-UNC1	University of South Dakota	
47.080	D	(201)	Office of Cyberinfrastructure			
47.RD	D	23,257	U. S. National Science Foundation			A17-0922-001
64.RD	D	354	U. S. Department of Veterans Affairs			A17-1353-001
64.RD	D	11,022	U. S. Department of Veterans Affairs			A17-1561-001
64.RD	D	49,824	U. S. Department of Veterans Affairs			A17-1561-003
64.RD	D	4,551	U. S. Department of Veterans Affairs			A17-1562-001
64.RD	D	40,820	U. S. Department of Veterans Affairs			A17-1562-003
64.RD	D	3,546	U. S. Department of Veterans Affairs			A17-1563-001
64.RD	D	16,107	U. S. Department of Veterans Affairs			A17-1563-003
64.RD	D	8,114	U. S. Department of Veterans Affairs			A17-1722-001
64.RD	D	37,072	U. S. Department of Veterans Affairs			A17-1722-003
64.RD	D	540	U. S. Department of Veterans Affairs			A20-1207-001
66.203	D	82,927	Environmental Finance Center Grants			
66.424	D	1,343,060	Surveys, Studies, Investigations, Demonstrations, and Training Grants - Section 1442 of the Safe Drinking Water Act			
66.509	D	82,902	Science To Achieve Results (STAR) Research Program			
66.509	I	16,311	Science To Achieve Results (STAR) Research Program	00060507-01	Missouri University of Science and Techn	
66.509	I	83,849	Science To Achieve Results (STAR) Research Program	1(GG010809)	Columbia University	
66.511	D	1,190,814	Office of Research and Development Consolidated Research/Training/Fellowships			
66.514	D	3,581	Science To Achieve Results (STAR) Fellowship Program			

SCHEDULE OF EXPENDITURES OF FEDERAL AWARDS (BY STATE AGENCY)

For the Fiscal Year Ended June 30, 2020

Federal CFDA Number	Direct/ Indirect	Program Expenditures	CFDA Program Title	Pass -Through Number	Pass -Through Entity Name	Additional Award Information
66.608	D	128,040	Environmental Information Exchange Network Grant Program and Related Assistance			
66.RD	D	965,379	U. S. Environmental Protection Agency			A13-0473-001
66.RD	D	2,222,763	U. S. Environmental Protection Agency			A15-0709-033
66.RD	D	711,381	U. S. Environmental Protection Agency			A16-1709-001
66.RD	I	75,000	U. S. Environmental Protection Agency	FY2020-001	Mid-Atlantic Regional Air Management Ass	A20-0600-001
81.049	D	4,402,398	Office of Science Financial Assistance Program			
81.049	I	256,948	Office of Science Financial Assistance Program	25-1215-0123-010	University of Nebraska at Lincoln	
81.049	I	3,454	Office of Science Financial Assistance Program	68856	SUNY at Stony Brook	
81.049	I	24,691	Office of Science Financial Assistance Program	A18-0368-S001	University of Tennessee at Knoxville (UT)	
81.087	D	421,148	Renewable Energy Research and Development			
81.087	I	98,352	Renewable Energy Research and Development	F-2019-13	University of Toledo	
81.087	I	(54,445)	Renewable Energy Research and Development	N/A	Energy Materials Corporation	
81.089	I	30,336	Fossil Energy Research and Development	UTA19-001226	University of Texas at Austin	
81.113	I	22,735	Defense Nuclear Nonproliferation Research	AWD-000372-G6	Georgia Institute of Technology	
81.121	I	22,681	Nuclear Energy Research, Development and Demonstration	800007088-01	Florida International University	
81.135	I	96,965	Advanced Research Projects Agency - Energy	133272-5108761	Harvard University	
81.RD	D	2,041	U. S. Department of Energy			A18-0714-001
81.RD	D	15,497	U. S. Department of Energy			A19-1207-001
81.RD	D	329,148	U. S. Department of Energy			A19-1215-001
81.RD	D	9,299	U. S. Department of Energy			A19-1570-001
81.RD	D	5,410	U. S. Department of Energy			A20-0384-001
81.RD	I	38,038	U. S. Department of Energy	4000120148	Battelle UT	A13-0941-001
81.RD	I	63,234	U. S. Department of Energy	4000139793	Battelle UT	A16-0143-001
81.RD	I	62,710	U. S. Department of Energy	N000338241	Honeywell Federal Manufacturing & Techno	A20-0727-001
84.007	D	613,199	Federal Supplemental Educational Opportunity Grants			
84.015	D	2,051,960	National Resource Centers Program for Foreign Language and Area Studies or Foreign Language and International Studies Program and Foreign Language and Area Studies Fellowship Program			
84.015	I	3,824	National Resource Centers Program for Foreign Language and Area Studies or Foreign Language and International Studies Program and Foreign Language and Area Studies Fellowship Program	15-ED-1054	Duke University	
84.022	D	91,467	Overseas Programs - Doctoral Dissertation Research Abroad			
84.027	I	1,499	Special Education Grants to States	159341	Minnesota Department of Education	
84.033	D	2,420,254	Federal Work-Study Program			
84.038	D	14,589,792	Federal Perkins Loan Program Federal Capital Contributions			
84.047	D	467,479	TRIO Upward Bound			
84.063	D	22,362,242	Federal Pell Grant Program			
84.116	D	41,301	Fund for the Improvement of Postsecondary Education			
84.129	D	308,615	Rehabilitation Long-Term Training			
84.217	D	226,573	TRIO McNair Post-Baccalaureate Achievement			
84.268	D	168,533,773	Federal Direct Student Loans			
84.305	D	3,382,061	Education Research, Development and Dissemination			
84.305	I	1,622	Education Research, Development and Dissemination	2003942999	Johns Hopkins University	
84.305	I	72,522	Education Research, Development and Dissemination	3003143121	University of Michigan (UMICH)	
84.305	I	19,520	Education Research, Development and Dissemination	343-0811	Duke University	
84.305	I	320,639	Education Research, Development and Dissemination	43802	University of Delaware	
84.305	I	24,520	Education Research, Development and Dissemination	FY2020-003	University of Kansas Center for Research	
84.305	I	205,543	Education Research, Development and Dissemination	UNIV58617 3748-0198	Vanderbilt University	
84.305	I	6,259	Education Research, Development and Dissemination	UWSC11218/ 41027	University of Washington	
84.324	D	1,739,167	Research in Special Education			
84.324	I	173,168	Research in Special Education	FY2018-070	University of Kansas Center for Research	
84.324	I	86,676	Research in Special Education	KK2047	University of California at Santa Barba	
84.325	D	1,395,382	Special Education - Personnel Development to Improve Services and Results for Children with Disabilities			
84.326	D	4,587,447	Special Education Technical Assistance and Dissemination to Improve Services and Results for Children with Disabilities			
84.327	D	2,042,787	Special Education Educational Technology Media, and Materials for Individuals with Disabilities			
84.334	I	105,579	Gaining Early Awareness and Readiness for Undergraduate Programs	20753	Mississippi State University	
84.367	I	1,220	Supporting Effective Instruction State Grants (formerly Improving Teacher Quality State Grants)	999697 / PO 3074778	Charlotte Mecklenburg Schools	
84.373	I	144,959	Special Education Technical Assistance on State Data Collection	51-001279	SRI International	
84.373	I	200,643	Special Education Technical Assistance on State Data Collection	N/A	SRI International	
84.425E	D	1,127,185	COVID-19 - Education Stabilization Fund			

SCHEDULE OF EXPENDITURES OF FEDERAL AWARDS (BY STATE AGENCY)

For the Fiscal Year Ended June 30, 2020

Federal CFDA Number	Direct/ Indirect	Program Expenditures	CFDA Program Title	Pass -Through Number	Pass -Through Entity Name	Additional Award Information
84.RD	I	9,379	U. S. Department of Education	40346S05821	Mathematica Policy Research, Inc.	A18-1179-001
84.RD	I	112,040	U. S. Department of Education	N/A	RMC Research Corporation	A20-0887-001
89.003	D	8,871	National Historical Publications and Records Grants			
93.061	D	93,574	Innovations in Applied Public Health Research			
93.067	I	7,872	Global AIDS	1NU2GGH001920-01-00-	Centre for Infectious Disease Research i	
93.067	I	84,976	Global AIDS	4NU2GGH001920-04-00-	Centre for Infectious Disease Research i	
93.067	I	168,619	Global AIDS	5U2GGH00226-04	Centre for Infectious Disease Research i	
93.068	D	690,700	Chronic Diseases: Research, Control, and Prevention			
93.068	I	49,680	Chronic Diseases: Research, Control, and Prevention	6543-00-S001	Westat, Inc.	
93.073	D	899,151	Birth Defects and Developmental Disabilities - Prevention and Surveillance			
93.073	I	31,112	Birth Defects and Developmental Disabilities - Prevention and Surveillance	216069	Duke University	
93.074	I	1,844	Hospital Preparedness Program (HPP) and Public Health Emergency Preparedness (PHEP) Aligned Cooperative Agreements	N/A	Mississippi Department of Health	
93.077	D	1,165,220	Family Smoking Prevention and Tobacco Control Act Regulatory Research			
93.077	I	47,025	Family Smoking Prevention and Tobacco Control Act Regulatory Research	40-100730-116540	Wake Forest University Health Sciences	
93.077	I	16,344	Family Smoking Prevention and Tobacco Control Act Regulatory Research	N/A	University of Michigan Ann Arbor	
93.077	I	2,157	Family Smoking Prevention and Tobacco Control Act Regulatory Research	SUBK00011786	University of Michigan Ann Arbor	
93.080	I	173,395	Blood Disorder Program: Prevention, Surveillance, and Research	ATHN2015001-IV-N-4	American Thrombosis and Hemostasis Network	
93.080	I	(102)	Blood Disorder Program: Prevention, Surveillance, and Research	ATHN2015001-IVN-1	American Thrombosis and Hemostasis Network	
93.080	I	120,629	Blood Disorder Program: Prevention, Surveillance, and Research	ATHN2015001-IVN-5	American Thrombosis and Hemostasis Network	
93.083	D	307,713	Prevention of Disease, Disability, and Death through Immunization and Control of Respiratory and Related Diseases			
93.084	I	47,419	Prevention of Disease, Disability, and Death by Infectious Diseases	2036223	Duke University	
93.103	D	552,397	Food and Drug Administration Research			
93.103	I	103,419	Food and Drug Administration Research	19-1190-UNC-CH	University of Tennessee Health Science C	
93.103	I	135,552	Food and Drug Administration Research	20-2941-UNCCCH	University of Tennessee Health Science C	
93.103	I	34,146	Food and Drug Administration Research	207574/215728	Duke University	
93.103	I	(1,714)	Food and Drug Administration Research	N/A	Interstate Shellfish Sanitation Conference	
93.107	D	1,135,111	Area Health Education Centers			
93.110	D	3,638,765	Maternal and Child Health Federal Consolidated Programs			
93.110	I	25,947	Maternal and Child Health Federal Consolidated Programs	1638 G WA067	University of California at Los Angeles	
93.110	I	76,204	Maternal and Child Health Federal Consolidated Programs	5 H30MC24046-08-00	Hemophilia of Georgia (HOG)	
93.110	I	22,207	Maternal and Child Health Federal Consolidated Programs	A177491	Emory University (EU)	
93.110	I	131,189	Maternal and Child Health Federal Consolidated Programs	AWD7773002-GR205656	Georgetown University	
93.110	I	5,837	Maternal and Child Health Federal Consolidated Programs	N/A	Hemophilia of Georgia (HOG)	
93.110	I	6,991	Maternal and Child Health Federal Consolidated Programs	SUB00002139	University of Florida	
93.113	D	8,555,512	Environmental Health			
93.113	I	150,806	Environmental Health	1-340-0217136-65707L	Research Triangle Institute (RTI Interna)	
93.113	I	20,944	Environmental Health	10009736-UNC06	Bowling Green State University	
93.113	I	42,174	Environmental Health	16032-03	University of Illinois at Chicago (UIC)	
93.113	I	220,380	Environmental Health	18-M69	George Washington University	
93.113	I	19,741	Environmental Health	2-340-0215502-65237L	Research Triangle Institute (RTI Interna)	
93.113	I	92,836	Environmental Health	2003147882	Johns Hopkins University	
93.113	I	19,020	Environmental Health	2003271084	Johns Hopkins University	
93.113	I	(8)	Environmental Health	203-7118	Duke University	
93.113	I	(6,086)	Environmental Health	417115-G/UR FAO GR51	University of Rochester	
93.113	I	105,591	Environmental Health	4500002242	Boston University	
93.113	I	(1,700)	Environmental Health	93348042	University of Southern California (USC)	
93.113	I	191	Environmental Health	9376/20190378	CFD Research Corporation	
93.113	I	2,922	Environmental Health	A03-0200	Duke University	
93.113	I	43,926	Environmental Health	A03-1052	Duke University	
93.113	I	27,004	Environmental Health	A03-2125	Duke University	
93.113	I	113,897	Environmental Health	B11204UNC	Henry Ford Health System	
93.113	I	23,337	Environmental Health	N/A	MatTek Corporation	
93.113	I	57,686	Environmental Health	RC105176UNC	Michigan State University	
93.113	I	2,043	Environmental Health	RC108247UNC	Michigan State University	
93.113	I	16,201	Environmental Health	T778769	Emory University (EU)	
93.113	I	22,377	Environmental Health	UWSC10029/ BPO26342	University of Washington	
93.117	D	323,532	Preventive Medicine Residency			
93.121	D	4,705,487	Oral Diseases and Disorders Research			
93.121	I	62,092	Oral Diseases and Disorders Research	10288	University of California at Berkeley	
93.121	I	2,165	Oral Diseases and Disorders Research	10034028-01/U0001590	University of Utah	
93.121	I	131,287	Oral Diseases and Disorders Research	100852-00004/PO#EP01	Tufts University	
93.121	I	7,320	Oral Diseases and Disorders Research	11529SUB	Seattle Children's Hospital	

SCHEDULE OF EXPENDITURES OF FEDERAL AWARDS (BY STATE AGENCY)

For the Fiscal Year Ended June 30, 2020

Federal CFDA Number	Direct/ Indirect	Program Expenditures	CFDA Program Title	Pass -Through Number	Pass -Through Entity Name	Additional Award Information
93.121	I	1,769	Oral Diseases and Disorders Research	11531SUB	Seattle Children's Hospital	
93.121	I	30,035	Oral Diseases and Disorders Research	11719SUB	Seattle Childrens Hospital Research Inst	
93.121	I	1,295	Oral Diseases and Disorders Research	11963SUB	Seattle Children's Hospital	
93.121	I	243,405	Oral Diseases and Disorders Research	22000007-133	The Methodist Hospital Research Institute	
93.121	I	223,008	Oral Diseases and Disorders Research	22000010-170	The Methodist Hospital Research Institute	
93.121	I	138,657	Oral Diseases and Disorders Research	233220	Massachusetts General Hospital	
93.121	I	118,020	Oral Diseases and Disorders Research	3000301333	Carolinas HealthCare System	
93.121	I	14,812	Oral Diseases and Disorders Research	34768-1	Augusta University	
93.121	I	43,384	Oral Diseases and Disorders Research	F1244-02 (Formerly F	New York University (NYU)	
93.121	I	12,852	Oral Diseases and Disorders Research	F8883-02	New York University (NYU)	
93.121	I	4,102	Oral Diseases and Disorders Research	K002197-00-S01	Kitware, Inc.	
93.121	I	520	Oral Diseases and Disorders Research	K002271-00-S01	Kitware, Inc.	
93.121	I	83,752	Oral Diseases and Disorders Research	K002574-00-S01	Kitware, Inc.	
93.121	I	18,737	Oral Diseases and Disorders Research	N/A	Arcato Laboratories Inc.	
93.121	I	24,064	Oral Diseases and Disorders Research	SUB000002159	University of Florida	
93.121	I	60,305	Oral Diseases and Disorders Research	SUBK00012316 JAT	University of Michigan Board of Regents	
93.127	D	223,389	Emergency Medical Services for Children			
93.135	D	1,776,039	Centers for Research and Demonstration for Health Promotion and Disease Prevention			
93.135	I	327	Centers for Research and Demonstration for Health Promotion and Disease Prevention	PO#3000602118/000033	University of Texas MD Anderson Cancer Center	
93.135	I	113	Centers for Research and Demonstration for Health Promotion and Disease Prevention	PO#3000620501/000334	University of Texas MD Anderson Cancer Center	
93.136	D	2,976,373	Injury Prevention and Control Research and State and Community Based Programs			
93.136	I	12,200	Injury Prevention and Control Research and State and Community Based Programs	417372G / UR FAO GR5	University of Rochester	
93.136	I	2,408	Injury Prevention and Control Research and State and Community Based Programs	712-7574	Emma Pendleton Bradley Hospital	
93.137	I	86,546	Community Programs to Improve Minority Health Grant Program	N/A	American College of Rheumatology Research	
93.143	D	265,388	NIEHS Superfund Hazardous Substances Basic Research and Education			
93.143	I	7,339	NIEHS Superfund Hazardous Substances Basic Research and Education	02-M1800359	Texas A and M University	
93.143	I	42,891	NIEHS Superfund Hazardous Substances Basic Research and Education	M1800359	Texas A and M University	
93.145	I	204,970	HIV-Related Training and Technical Assistance	N/A	Vanderbilt University	
93.145	I	(948)	HIV-Related Training and Technical Assistance	T066365	Emory University (EU)	
93.145	I	(70)	HIV-Related Training and Technical Assistance	T066366	Emory University (EU)	
93.145	I	(3,546)	HIV-Related Training and Technical Assistance	T253552	Emory University (EU)	
93.145	I	22,867	HIV-Related Training and Technical Assistance	VUMC 56921	Vanderbilt University	
93.153	I	12,980	Coordinated Services and Access to Research for Women, Infants, Children, and Youth	3090081	Duke University	
93.153	I	18,347	Coordinated Services and Access to Research for Women, Infants, Children, and Youth	3090082	Duke University	
93.153	I	55,032	Coordinated Services and Access to Research for Women, Infants, Children, and Youth	3090098	Duke University	
93.153	I	66,174	Coordinated Services and Access to Research for Women, Infants, Children, and Youth	N/A	Duke University	
93.155	D	1,170,981	Rural Health Research Centers			
93.155	I	76,013	Rural Health Research Centers	N/A	Foundation for Health Leadership	
93.155	I	3,154	Rural Health Research Centers	S00488-01	University of Iowa	
93.155	I	61,218	Rural Health Research Centers	S00488-02	University of Iowa	
93.172	D	8,305,193	Human Genome Research			
93.172	I	(9,865)	Human Genome Research	0742 PO 951390	Rutgers the State University of New Jersey	
93.172	I	150,959	Human Genome Research	0742 / 1203	Rutgers the State University of New Jersey	
93.172	I	22,514	Human Genome Research	82634	SUNY at Stony Brook	
93.172	I	136,462	Human Genome Research	A03-2387	Duke University	
93.172	I	21,763	Human Genome Research	A031793	Duke University	
93.172	I	50,611	Human Genome Research	N/A	Rutgers the State University of New Jersey	
93.172	I	40,904	Human Genome Research	RES514720	Case Western Reserve University	
93.172	I	23,211	Human Genome Research	ULRF 16-0709-03	University of Louisville	
93.173	D	760,666	Research Related to Deafness and Communication Disorders			
93.173	I	32,331	Research Related to Deafness and Communication Disorders	16-009267 A00	University of Massachusetts at Amherst	
93.173	I	101,392	Research Related to Deafness and Communication Disorders	2121-1001-00-B	University of South Florida Tampa	
93.173	I	30,239	Research Related to Deafness and Communication Disorders	60070612	Ohio State University	
93.173	I	22,637	Research Related to Deafness and Communication Disorders	800198	Drexel University	
93.173	I	88,145	Research Related to Deafness and Communication Disorders	R01DC011038/96419-A	Boys Town National Research Hospital	
93.173	I	95,239	Research Related to Deafness and Communication Disorders	R01DC015056	Boys Town National Research Hospital	
93.173	I	49,759	Research Related to Deafness and Communication Disorders	SP0038317-PROJ001053	Northwestern University	
93.178	D	464,109	Nursing Workforce Diversity			

SCHEDULE OF EXPENDITURES OF FEDERAL AWARDS (BY STATE AGENCY)

For the Fiscal Year Ended June 30, 2020

Federal CFDA Number	Direct/ Indirect	Program Expenditures	CFDA Program Title	Pass -Through Number	Pass -Through Entity Name	Additional Award Information
93.186	D	346,262	National Research Service Award in Primary Care Medicine			
93.211	D	653,316	Telehealth Programs			
93.213	D	1,386,091	Research and Training in Complementary and Integrative Health			
93.213	I	28,233	Research and Training in Complementary and Integrative Health	203-7921	Duke University	
93.213	I	8,875	Research and Training in Complementary and Integrative Health	3200991219/PO 962926	Childrens Hospital of Philadelphia	
93.213	I	80,583	Research and Training in Complementary and Integrative Health	7529	Boston Medical Center	
93.213	I	3,667	Research and Training in Complementary and Integrative Health	A03-3161	Duke University	
93.225	D	(749)	National Research Service Awards Health Services Research Training			
93.226	D	4,160,761	Research on Healthcare Costs, Quality and Outcomes			
93.226	I	(2,845)	Research on Healthcare Costs, Quality and Outcomes	2003209559	Johns Hopkins University	
93.226	I	71,654	Research on Healthcare Costs, Quality and Outcomes	203-7640	Duke University	
93.226	I	956	Research on Healthcare Costs, Quality and Outcomes	417581G/URFAO:GR5109	University of Rochester	
93.226	I	114,560	Research on Healthcare Costs, Quality and Outcomes	A032552	Duke University	
93.226	I	14,121	Research on Healthcare Costs, Quality and Outcomes	A032567	Duke University	
93.226	I	217,848	Research on Healthcare Costs, Quality and Outcomes	R1091	Dartmouth College	
93.241	I	(1,635)	State Rural Hospital Flexibility Program	P004027953	University of Minnesota	
93.241	I	(267)	State Rural Hospital Flexibility Program	P004644853	University of Minnesota	
93.241	I	6,682	State Rural Hospital Flexibility Program	P007036253	University of Minnesota	
93.241	I	(1,961)	State Rural Hospital Flexibility Program	PO 004027953	University of Minnesota	
93.241	I	410,481	State Rural Hospital Flexibility Program	PO07036253	University of Minnesota	
93.242	D	32,252,523	Mental Health Research Grants			
93.242	I	143,405	Mental Health Research Grants	1130	Brown University	
93.242	I	117,841	Mental Health Research Grants	0255-3351-4609	Mount Sinai School of Medicine	
93.242	I	63,014	Mental Health Research Grants	0255-B711-4609	Mount Sinai School of Medicine	
93.242	I	(8,765)	Mental Health Research Grants	087283-16478	University of Illinois at Urbana-Champaign	
93.242	I	13,379	Mental Health Research Grants	1-312-0216595-65418L	Research Triangle Institute (RTI) Interna	
93.242	I	14,405	Mental Health Research Grants	11-17-02 sub1	Des Moines University (DMU)	
93.242	I	16,527	Mental Health Research Grants	110268-0720-01	Kennedy Krieger Institute	
93.242	I	4,764	Mental Health Research Grants	11978SC	University of California at San Francisco	
93.242	I	10,363	Mental Health Research Grants	136025-5109031	Harvard University	
93.242	I	20,347	Mental Health Research Grants	136031-5111688	Harvard University	
93.242	I	43,924	Mental Health Research Grants	149869.5101563.0314	Harvard University Medical School	
93.242	I	24,650	Mental Health Research Grants	1907499	University of Texas at Dallas	
93.242	I	12,891	Mental Health Research Grants	2004003087	Johns Hopkins University	
93.242	I	26,309	Mental Health Research Grants	2015-3230	University of California at Irvine (UCI)	
93.242	I	24,365	Mental Health Research Grants	31468-01	American University (AU)	
93.242	I	6,068	Mental Health Research Grants	31503-A180065-S01	American University (AU)	
93.242	I	(264)	Mental Health Research Grants	34-5250-2001-001	University of Nebraska Medical Center	
93.242	I	41,520	Mental Health Research Grants	34337SUB53039 / PO#1	University of Vermont	
93.242	I	35,442	Mental Health Research Grants	417356/URFAO GR5107	University of Rochester	
93.242	I	55,556	Mental Health Research Grants	574016	Trustees of the Univ. of Pennsylvania	
93.242	I	48,521	Mental Health Research Grants	60050592 UNC	Northwestern University	
93.242	I	3,565	Mental Health Research Grants	60055528 UNC	Northwestern University	
93.242	I	(394)	Mental Health Research Grants	60091569-24813-A	Stanford University	
93.242	I	30,014	Mental Health Research Grants	686K221	University of Wisconsin at Madison	
93.242	I	7,879	Mental Health Research Grants	7137547	Rhode Island Hospital	
93.242	I	17,841	Mental Health Research Grants	800010088-01UG	Florida International University	
93.242	I	5,980	Mental Health Research Grants	8288SC	University of California at San Francisco	
93.242	I	59,920	Mental Health Research Grants	A004036501	University of Minnesota	
93.242	I	50,690	Mental Health Research Grants	A006759601	University of Minnesota	
93.242	I	(6,221)	Mental Health Research Grants	A03-1588	Duke University	
93.242	I	56,374	Mental Health Research Grants	A031713	Duke University	
93.242	I	(507)	Mental Health Research Grants	A056711	Emory University (EU)	
93.242	I	46,926	Mental Health Research Grants	A056773	Emory University (EU)	
93.242	I	61,055	Mental Health Research Grants	A15-0085-S002	University of California at Davis (UCD)	
93.242	I	21,489	Mental Health Research Grants	A242031	Emory University (EU)	
93.242	I	27,500	Mental Health Research Grants	A277470	Emory University (EU)	
93.242	I	172,183	Mental Health Research Grants	CNVA00061652 131408-	University of Pittsburgh	
93.242	I	18,632	Mental Health Research Grants	F211825-2	University of Maryland at Baltimore (UMB)	
93.242	I	202,414	Mental Health Research Grants	GR103937 (CON-800013	Yale University	
93.242	I	(140)	Mental Health Research Grants	IN4684136UNC	Trustees of Indiana University	
93.242	I	108,967	Mental Health Research Grants	K002617-00-S01	Kitware, Inc.	
93.242	I	1,572	Mental Health Research Grants	N/A	Kennedy Krieger Institute	
93.242	I	51,490	Mental Health Research Grants	N/A	Pulvinar Neuro LLC	

SCHEDULE OF EXPENDITURES OF FEDERAL AWARDS (BY STATE AGENCY)

For the Fiscal Year Ended June 30, 2020

Federal CFDA Number	Direct/ Indirect	Program Expenditures	CFDA Program Title	Pass -Through Number	Pass -Through Entity Name	Additional Award Information
93.242	I	276,925	Mental Health Research Grants	N/A	Virtually Better, Inc	
93.242	I	9,802	Mental Health Research Grants	N/A	Xona Microfluidics, LLC	
93.242	I	78,933	Mental Health Research Grants	N007059101	University of Minnesota	
93.242	I	39,589	Mental Health Research Grants	P007689002	University of Minnesota	
93.242	I	33,380	Mental Health Research Grants	SC37573-03-00 / PO15	University of Denver	
93.242	I	(3,371)	Mental Health Research Grants	TUL-HSC-555238-17/18	Tulane University	
93.242	I	42,088	Mental Health Research Grants	WU-19-410/PO#2940262	Washington University in Saint Louis	
93.242	I	61,494	Mental Health Research Grants	WU-19-411/PO#2940750	Washington University in Saint Louis	
93.242	I	71,620	Mental Health Research Grants	WU-19-412/PO 2940411	Washington University in Saint Louis	
93.243	D	1,709,670	Substance Abuse and Mental Health Services Projects of Regional and National Significance			
93.243	I	1,505	Substance Abuse and Mental Health Services Projects of Regional and National Significance	GR103896(CON-8000135	Yale University	
93.243	I	5,278	Substance Abuse and Mental Health Services Projects of Regional and National Significance	GR107883(CON-8000199	Yale University	
93.247	D	1,467,673	Advanced Nursing Education Workforce Grant Program			
93.250	D	44,057	Geriatric Academic Career Awards Department of Health and Human Services			
93.262	D	2,031,186	Occupational Safety and Health Program			
93.262	I	41,985	Occupational Safety and Health Program	17-A1-00-006508-01	New York University (NYU)	
93.262	I	27,655	Occupational Safety and Health Program	17-A1-00-006508-01/1	New York University (NYU)	
93.262	I	35,928	Occupational Safety and Health Program	4885/102815	University of Rhode Island	
93.264	D	651,996	Nurse Faculty Loan Program (NFLP)			
93.273	D	11,883,561	Alcohol Research Programs			
93.273	I	59,781	Alcohol Research Programs	19-22-003	Louisiana State University (LSU)	
93.273	I	16,562	Alcohol Research Programs	20-22-002	Louisiana State University (LSU)	
93.273	I	49,245	Alcohol Research Programs	4500003374	Boston University	
93.273	I	16,843	Alcohol Research Programs	82381-1149018-UNC	SUNY Research Foundation	
93.279	D	8,755,422	Drug Abuse and Addiction Research Programs			
93.279	I	89,383	Drug Abuse and Addiction Research Programs	366	University of Wisconsin at Madison	
93.279	I	218,625	Drug Abuse and Addiction Research Programs	1481	Brown University	
93.279	I	29,818	Drug Abuse and Addiction Research Programs	1325422	Cedars Sinai Medical Center	
93.279	I	4,066	Drug Abuse and Addiction Research Programs	1-312-0216046-65210	Research Triangle Institute (RTI Interna)	
93.279	I	14,006	Drug Abuse and Addiction Research Programs	1-312-0216046-65210L	Research Triangle Institute (RTI Interna)	
93.279	I	(1,050)	Drug Abuse and Addiction Research Programs	1-340-0216071-65060L	Research Triangle Institute (RTI Interna)	
93.279	I	40,672	Drug Abuse and Addiction Research Programs	2-312-0216046-65212L	Research Triangle Institute (RTI Interna)	
93.279	I	79,780	Drug Abuse and Addiction Research Programs	2-312-0216924-65603L	Research Triangle Institute (RTI Interna)	
93.279	I	12,804	Drug Abuse and Addiction Research Programs	2-340-0215297-52570L	Research Triangle Institute (RTI Interna)	
93.279	I	25,667	Drug Abuse and Addiction Research Programs	210247-0419	Jackson Laboratory	
93.279	I	185,149	Drug Abuse and Addiction Research Programs	210247-0420-07	Jackson Laboratory	
93.279	I	40,635	Drug Abuse and Addiction Research Programs	3-312-0216046-65211L	Research Triangle Institute (RTI Interna)	
93.279	I	35,639	Drug Abuse and Addiction Research Programs	417654G/URFAO:GR5109	University of Rochester	
93.279	I	93,894	Drug Abuse and Addiction Research Programs	5-27127	Scripps Research Institute	
93.279	I	16,598	Drug Abuse and Addiction Research Programs	53188	University of Arkansas for Medical Science	
93.279	I	25,039	Drug Abuse and Addiction Research Programs	566032	University of Pennsylvania Board of Trustees	
93.279	I	33,495	Drug Abuse and Addiction Research Programs	60065615	Ohio State University	
93.279	I	183,004	Drug Abuse and Addiction Research Programs	60072478	Ohio State University	
93.279	I	1,586	Drug Abuse and Addiction Research Programs	61878019	University of Southern California (USC)	
93.279	I	9,882	Drug Abuse and Addiction Research Programs	7017137280	Rhode Island Hospital	
93.279	I	14,026	Drug Abuse and Addiction Research Programs	7109993TVD	Miriam Hospital	
93.279	I	21,119	Drug Abuse and Addiction Research Programs	7147060LBR	Miriam Hospital	
93.279	I	6,920	Drug Abuse and Addiction Research Programs	7147098LBR	Miriam Hospital	
93.279	I	10,079	Drug Abuse and Addiction Research Programs	A030188	Duke University	
93.279	I	12,189	Drug Abuse and Addiction Research Programs	A030195	Duke University	
93.279	I	56,361	Drug Abuse and Addiction Research Programs	A031533	Duke University	
93.279	I	93,952	Drug Abuse and Addiction Research Programs	A031808	Duke University	
93.279	I	146,704	Drug Abuse and Addiction Research Programs	A032001	Duke University	
93.279	I	53,314	Drug Abuse and Addiction Research Programs	A032037	Duke University	
93.279	I	77,142	Drug Abuse and Addiction Research Programs	AWD00000068 (132578-	University of Pittsburgh	
93.279	I	16,457	Drug Abuse and Addiction Research Programs	GB10546.PO #2126807	University of Virginia	
93.279	I	174,009	Drug Abuse and Addiction Research Programs	GR106462 CON-8000178	Yale University	
93.279	I	57,212	Drug Abuse and Addiction Research Programs	GR107322 (CON-800021	Yale University	
93.279	I	31,823	Drug Abuse and Addiction Research Programs	GR109144 (CON-800023	Yale University	
93.279	I	11,380	Drug Abuse and Addiction Research Programs	GR109272(CON-8000234	Yale University	
93.279	I	32,335	Drug Abuse and Addiction Research Programs	N/A	Scripps Research Institute	
93.283	D	1,815,628	Centers for Disease Control and Prevention Investigations and Technical Assistance			

SCHEDULE OF EXPENDITURES OF FEDERAL AWARDS (BY STATE AGENCY)

For the Fiscal Year Ended June 30, 2020

Federal CFDA Number	Direct/ Indirect	Program Expenditures	CFDA Program Title	Pass -Through Number	Pass -Through Entity Name	Additional Award Information
93.283	I	24,825	Centers for Disease Control and Prevention Investigations and Technical Assistance	N/A	American Thrombosis and Hemostasis Network	
93.286	D	4,090,757	Discovery and Applied Research for Technological Innovations to Improve Human Health			
93.286	I	202,567	Discovery and Applied Research for Technological Innovations to Improve Human Health	092585-17169	University of Illinois Board of Trustees	
93.286	I	9,029	Discovery and Applied Research for Technological Innovations to Improve Human Health	100710-552612	Wake Forest University Health Sciences	
93.286	I	78,361	Discovery and Applied Research for Technological Innovations to Improve Human Health	2-R44-EB021704-02-03	KIYATEC Inc.	
93.286	I	3,582	Discovery and Applied Research for Technological Innovations to Improve Human Health	203-7399	Duke University	
93.286	I	9,287	Discovery and Applied Research for Technological Innovations to Improve Human Health	A03-0631	Duke University	
93.286	I	100,463	Discovery and Applied Research for Technological Innovations to Improve Human Health	A03-1999	Duke University	
93.286	I	58,420	Discovery and Applied Research for Technological Innovations to Improve Human Health	FY2017-040	University of Kansas Center for Research	
93.286	I	260,992	Discovery and Applied Research for Technological Innovations to Improve Human Health	K001687-00-S01	Kitware, Inc.	
93.286	I	58,431	Discovery and Applied Research for Technological Innovations to Improve Human Health	K002587-00-S01	Kitware, Inc.	
93.286	I	17,561	Discovery and Applied Research for Technological Innovations to Improve Human Health	RFA-EB-16-001	IVY AI, INC.	
93.286	I	180,395	Discovery and Applied Research for Technological Innovations to Improve Human Health	SUB00001509	University of Georgia	
93.286	I	9,754	Discovery and Applied Research for Technological Innovations to Improve Human Health	UNIV59046	Vanderbilt University	
93.286	I	18,885	Discovery and Applied Research for Technological Innovations to Improve Human Health	VUMC 60090	Vanderbilt University	
93.300	D	452,249	National Center for Health Workforce Analysis			
93.307	D	6,744,138	Minority Health and Health Disparities Research			
93.307	I	(4,026)	Minority Health and Health Disparities Research	088353-16582	University of Illinois at Urbana-Champaign	
93.307	I	25,667	Minority Health and Health Disparities Research	13136001	University of Central Florida (UCF)	
93.307	I	154,176	Minority Health and Health Disparities Research	16-2910/PO2000005316	University of South Carolina (USC)	
93.307	I	156,427	Minority Health and Health Disparities Research	193405399	University of Wisconsin at Milwaukee	
93.307	I	14,265	Minority Health and Health Disparities Research	311060A PO 787491	Albert Einstein College of Medicine Inc	
93.307	I	38,880	Minority Health and Health Disparities Research	52211-UNC	University of Arkansas	
93.307	I	266,283	Minority Health and Health Disparities Research	575095	Trustees of the Univ. of Pennsylvania	
93.307	I	24,984	Minority Health and Health Disparities Research	576151	Trustees of the Univ. of Pennsylvania	
93.307	I	9,141	Minority Health and Health Disparities Research	578811	Trustees of the Univ. of Pennsylvania	
93.307	I	220,073	Minority Health and Health Disparities Research	6408-1117-00-B	University of South Florida Tampa	
93.307	I	53,764	Minority Health and Health Disparities Research	A193683	Emory University (EU)	
93.307	I	35,842	Minority Health and Health Disparities Research	GK000553(CON-8000061	Yale University	
93.307	I	33,625	Minority Health and Health Disparities Research	N/A	Albert Einstein College of Medicine Inc	
93.307	I	48,981	Minority Health and Health Disparities Research	N/A	Equiti Foods, LLC	
93.310	D	10,266,298	Trans-NIH Research Support			
93.310	I	7,373	Trans-NIH Research Support	1-312-0215007-52418L	Research Triangle Institute (RTI) Interna	
93.310	I	159,675	Trans-NIH Research Support	1-340-0215040-52885L	Research Triangle Institute (RTI) Interna	
93.310	I	80,671	Trans-NIH Research Support	111593808	University of California at San Diego	
93.310	I	32,909	Trans-NIH Research Support	16-A0-00-006256-01	NYU Medical Center	
93.310	I	(3,475)	Trans-NIH Research Support	18-330	Arizona State University	
93.310	I	636,223	Trans-NIH Research Support	19-A0-00-1003237	New York University School of Medicine	
93.310	I	36,040	Trans-NIH Research Support	203-7936	Duke University	
93.310	I	23,370	Trans-NIH Research Support	5001441	Women and Infants Hospital of Rhode Island	
93.310	I	(4,438)	Trans-NIH Research Support	68-1096429	California Institute of Technology (CalIT)	
93.310	I	6,134	Trans-NIH Research Support	800175	Drexel University	
93.310	I	66,898	Trans-NIH Research Support	900037	Drexel University	
93.310	I	159,342	Trans-NIH Research Support	A03-2318	Duke University	
93.310	I	(11,164)	Trans-NIH Research Support	A19-0026-S002	University of South Dakota	
93.310	I	223,335	Trans-NIH Research Support	F0019-03	New York University (NYU)	
93.310	I	21,024	Trans-NIH Research Support	R902	Dartmouth College	
93.315	I	2,752	Rare Disorders: Research, Surveillance, Health Promotion, and Education	1-312-0217091-65696L	Research Triangle Institute (RTI) Interna	
93.315	I	2,551	Rare Disorders: Research, Surveillance, Health Promotion, and Education	1-312-0217093-65695L	Research Triangle Institute (RTI) Interna	
93.315	I	15,881	Rare Disorders: Research, Surveillance, Health Promotion, and Education	1-312-0217095-65698L	Research Triangle Institute (RTI) Interna	
93.318	I	1,759	Protecting and Improving Health Globally: Building and Strengthening Public Health Impact, Systems, Capacity and Security	2004034755	Johns Hopkins Bloomberg School of Public	

SCHEDULE OF EXPENDITURES OF FEDERAL AWARDS (BY STATE AGENCY)

For the Fiscal Year Ended June 30, 2020

Federal CFDA Number	Direct/ Indirect	Program Expenditures	CFDA Program Title	Pass -Through Number	Pass -Through Entity Name	Additional Award Information
93.322	I	26,586	CSELS Partnership: Strengthening Public Health Laboratories	56400-200-922-18-12	Association of Public Health Laboratorie	
93.342	D	3,632,830	Health Professions Student Loans, Including Primary Care Loans/Loans for Disadvantaged Students			
93.350	D	12,951,905	National Center for Advancing Translational Sciences			
93.350	I	24,226	National Center for Advancing Translational Sciences	000518169-007	University of Alabama at Birmingham	
93.350	I	49,951	National Center for Advancing Translational Sciences	1-312-0215481-52686L	Research Triangle Institute (RTI Interna	
93.350	I	77,750	National Center for Advancing Translational Sciences	10046258-02	University of Utah	
93.350	I	83,328	National Center for Advancing Translational Sciences	166469/165608	University of Texas Health Science Center	
93.350	I	239,651	National Center for Advancing Translational Sciences	18-4177	Falcon Therapeutics, Inc.	
93.350	I	10,963	National Center for Advancing Translational Sciences	1R44TR001916-02/ PA-	Luceome Biotechnologies, L.L.C.	
93.350	I	21,403	National Center for Advancing Translational Sciences	2-312-0216822-65550L	Research Triangle Institute (RTI Interna	
93.350	I	97,857	National Center for Advancing Translational Sciences	2004376928	Johns Hopkins University	
93.350	I	40,539	National Center for Advancing Translational Sciences	5017110-SERV	Tufts-New England Medical Center	
93.350	I	16,299	National Center for Advancing Translational Sciences	60068596	Ohio State University	
93.350	I	8,550	National Center for Advancing Translational Sciences	A00-3210-S002	Medical University of South Carolina (MUSC)	
93.350	I	28,470	National Center for Advancing Translational Sciences	A031873	Duke University	
93.350	I	354,892	National Center for Advancing Translational Sciences	A031874	Duke University	
93.350	I	65,930	National Center for Advancing Translational Sciences	A039101	Duke University	
93.350	I	37,150	National Center for Advancing Translational Sciences	AWD00000243 (132627-	University of Pittsburgh	
93.350	I	2,720	National Center for Advancing Translational Sciences	AWD00000243 (134445-	University of Pittsburgh	
93.350	I	(935)	National Center for Advancing Translational Sciences	MUSC17-042-8C828	Medical University of South Carolina (MUSC)	
93.350	I	(134)	National Center for Advancing Translational Sciences	N/A	Falcon Therapeutics, Inc.	
93.350	I	77,913	National Center for Advancing Translational Sciences	N/A	Inlitos Pharmaceuticals, LLC	
93.350	I	3,020	National Center for Advancing Translational Sciences	N/A	Tufts-New England Medical Center	
93.350	I	13,684	National Center for Advancing Translational Sciences	N/A	University of Utah	
93.350	I	7,867	National Center for Advancing Translational Sciences	P0503A-A	Oregon State University	
93.350	I	116,744	National Center for Advancing Translational Sciences	VUMC65891	Vanderbilt University	
93.351	D	2,592,386	Research Infrastructure Programs			
93.353	D	1,451,543	21st Century Cures Act - Beau Biden Cancer Moonshot			
93.353	I	3,530	21st Century Cures Act - Beau Biden Cancer Moonshot	000525294-SC001	University of Alabama at Birmingham	
93.353	I	223,070	21st Century Cures Act - Beau Biden Cancer Moonshot	1001837485	University of Iowa	
93.353	I	198,364	21st Century Cures Act - Beau Biden Cancer Moonshot	30004929-01	Childrens Research Institute	
93.359	D	551,181	Nurse Education, Practice Quality and Retention Grants			
93.359	I	141,833	Nurse Education, Practice Quality and Retention Grants	1618NEPQR	Piedmont Health, Inc.	
93.359	I	10,886	Nurse Education, Practice Quality and Retention Grants	FP00007763_SA005	Virginia Commonwealth University (VCU)	
93.361	D	4,541,670	Nursing Research			
93.361	I	(107)	Nursing Research	14-1995	Keona Health, Inc.	
93.361	I	70,060	Nursing Research	19-3795 PO#20000431	University of South Carolina (USC)	
93.361	I	23,810	Nursing Research	201-100720-550114	Wake Forest University Health Sciences	
93.361	I	(100)	Nursing Research	30003061-01	Childrens Research Institute	
93.361	I	13	Nursing Research	30003061-01-07	Childrens Research Institute	
93.361	I	39,714	Nursing Research	60059901	Ohio State University	
93.361	I	3,482	Nursing Research	60067618	Ohio State University	
93.361	I	20,765	Nursing Research	A031828	Duke University	
93.361	I	(10,578)	Nursing Research	A046516	Emory University (EU)	
93.361	I	6,925	Nursing Research	FP00006641_SA001	Virginia Commonwealth University (VCU)	
93.361	I	(1,263)	Nursing Research	FY18.105.017	University of Colorado Denver	
93.361	I	69,689	Nursing Research	FY20.105.013_AMD1	University of Colorado Denver	
93.361	I	28,243	Nursing Research	FY20.105.015	University of Colorado Denver	
93.361	I	39,544	Nursing Research	N/A	Emory University (EU)	
93.393	D	15,732,849	Cancer Cause and Prevention Research			
93.393	I	3,928	Cancer Cause and Prevention Research	1027406	Beth Israel Deaconess Medical Center	
93.393	I	(2,422)	Cancer Cause and Prevention Research	1-312-0215410-52694L	Research Triangle Institute (RTI Interna	
93.393	I	37,724	Cancer Cause and Prevention Research	101710-550124	Wake Forest University	
93.393	I	1,609	Cancer Cause and Prevention Research	10252sc	University of California Regents	
93.393	I	3,560	Cancer Cause and Prevention Research	130544-G003764	Washington State University	
93.393	I	(1)	Cancer Cause and Prevention Research	150159.5077497.0002	Harvard University	
93.393	I	46,241	Cancer Cause and Prevention Research	19-1541 / BD525563	Memorial Sloan-Kettering Cancer Center	
93.393	I	27	Cancer Cause and Prevention Research	201603696-08	University of California at Davis (UCD)	
93.393	I	7,642	Cancer Cause and Prevention Research	201603696-08/ A18-01	University of California at Davis (UCD)	
93.393	I	269,172	Cancer Cause and Prevention Research	201603696-08/A180177	University of California at Davis (UCD)	
93.393	I	28,858	Cancer Cause and Prevention Research	3004700015/PO3005744	University of Michigan (UMICH)	
93.393	I	283,012	Cancer Cause and Prevention Research	3RCQ4	University of New Mexico at Albuquerque	
93.393	I	17,720	Cancer Cause and Prevention Research	411518_GR412884-UNC	Georgetown University	

SCHEDULE OF EXPENDITURES OF FEDERAL AWARDS (BY STATE AGENCY)

For the Fiscal Year Ended June 30, 2020

Federal CFDA Number	Direct/ Indirect	Program Expenditures	CFDA Program Title	Pass -Through Number	Pass -Through Entity Name	Additional Award Information
93.393	I	8,095	Cancer Cause and Prevention Research	565706	Trustees of the Univ. of Pennsylvania	
93.393	I	153,316	Cancer Cause and Prevention Research	576656	Trustees of the Univ. of Pennsylvania	
93.393	I	107,382	Cancer Cause and Prevention Research	76-01	SUNY Buffalo Roswell Park Cancer Institute	
93.393	I	3,948	Cancer Cause and Prevention Research	A030293	Duke University	
93.393	I	77,141	Cancer Cause and Prevention Research	A031031	Duke University	
93.393	I	240,013	Cancer Cause and Prevention Research	AGR20160253	Becton Dickinson (BD) and Company	
93.393	I	89,871	Cancer Cause and Prevention Research	AH000632	Harvard Pilgrim Health Care	
93.393	I	4,554	Cancer Cause and Prevention Research	BD525155	Memorial Sloan-Kettering Cancer Center	
93.393	I	22,592	Cancer Cause and Prevention Research	BD525155B	Memorial Sloan-Kettering Cancer Center	
93.393	I	97,228	Cancer Cause and Prevention Research	CRA / SCR / 2019 / 8	International Agency for Research on Cancer	
93.393	I	392,601	Cancer Cause and Prevention Research	CRA SCR 2018-28	International Agency for Research on Cancer	
93.393	I	157,618	Cancer Cause and Prevention Research	CRA/SCR/2019/4	International Agency for Research on Cancer	
93.393	I	91,802	Cancer Cause and Prevention Research	N/A	Triangle Biotechnology, Inc.	
93.393	I	(2,196)	Cancer Cause and Prevention Research	N/A	UCLA David Geffen School of Medicine	
93.393	I	13,798	Cancer Cause and Prevention Research	PO #3005117496	University of Michigan (UMICH)	
93.393	I	228,265	Cancer Cause and Prevention Research	VUMC 58792	Vanderbilt University Medical Center	
93.393	I	67,492	Cancer Cause and Prevention Research	VUMC58792	Vanderbilt University Medical Center	
93.393	I	51,652	Cancer Cause and Prevention Research	VUMC58928	Vanderbilt University Medical Center	
93.393	I	60,144	Cancer Cause and Prevention Research	WU-20-397	Washington University in Saint Louis	
93.394	D	2,933,455	Cancer Detection and Diagnosis Research			
93.394	I	37,377	Cancer Detection and Diagnosis Research	982431	Fred Hutchinson Cancer Research Center	
93.394	I	8,966	Cancer Detection and Diagnosis Research	1026045	Fred Hutchinson Cancer Research Center	
93.394	I	27,714	Cancer Detection and Diagnosis Research	3004034932/PO3005608	University of Michigan (UMICH)	
93.394	I	9,396	Cancer Detection and Diagnosis Research	3004034932/PO3006018	University of Michigan (UMICH)	
93.394	I	22,293	Cancer Detection and Diagnosis Research	53147-S2/7000000946	Baylor University College of Medicine	
93.394	I	35,085	Cancer Detection and Diagnosis Research	7000000410	Baylor College of Medicine	
93.394	I	22,293	Cancer Detection and Diagnosis Research	7000000947/ 53147-N1	Baylor University College of Medicine	
93.394	I	268,683	Cancer Detection and Diagnosis Research	A03-0637	Duke University	
93.394	I	(1,098)	Cancer Detection and Diagnosis Research	CRA NO GEP /16/07	International Agency for Research on Cancer	
93.394	I	2,076	Cancer Detection and Diagnosis Research	CRA No. GEP/16/07	International Agency for Research on Cancer	
93.394	I	55,030	Cancer Detection and Diagnosis Research	K002546-00-S01	Kitware, Inc.	
93.394	I	111,750	Cancer Detection and Diagnosis Research	N/A	Baylor University College of Medicine	
93.394	I	90,500	Cancer Detection and Diagnosis Research	N/A	BioFluidica Microtechnologies LLC	
93.394	I	40,894	Cancer Detection and Diagnosis Research	N/A	City University of New York (CUNY)	
93.394	I	7,303	Cancer Detection and Diagnosis Research	N/A	Mayo Clinic in Jacksonville	
93.394	I	25,155	Cancer Detection and Diagnosis Research	PA-16-302	Sonovoi, LLC	
93.394	I	49,668	Cancer Detection and Diagnosis Research	R1109660	SUNY at Buffalo	
93.394	I	21,361	Cancer Detection and Diagnosis Research	SBIRSub1	Capio Biosciences, Inc.	
93.394	I	85,175	Cancer Detection and Diagnosis Research	SUB0000166	Princeton University	
93.395	D	15,094,045	Cancer Treatment Research			
93.395	I	42,498	Cancer Treatment Research	0125 G XA917	University of California at Los Angeles	
93.395	I	218,728	Cancer Treatment Research	0255-3281-4609	Mount Sinai School of Medicine	
93.395	I	380,584	Cancer Treatment Research	1568 G TA857	University of California at Los Angeles	
93.395	I	48,231	Cancer Treatment Research	1568 G UA023	University of California at Los Angeles	
93.395	I	92,096	Cancer Treatment Research	1568 G UA696	University of California at Los Angeles	
93.395	I	144,368	Cancer Treatment Research	1568 G XA024	University of California at Los Angeles	
93.395	I	17,255	Cancer Treatment Research	19-4210	Sonovoi, LLC	
93.395	I	(2,470)	Cancer Treatment Research	2035886	Duke University	
93.395	I	(328)	Cancer Treatment Research	2036079/ 2036088	Duke University	
93.395	I	39,389	Cancer Treatment Research	232880	Massachusetts General Hospital	
93.395	I	19,765	Cancer Treatment Research	311392 / P0705740	Albert Einstein College of Medicine Inc	
93.395	I	39,456	Cancer Treatment Research	311392 / P0744148	Albert Einstein College of Medicine Inc	
93.395	I	73,690	Cancer Treatment Research	441340-RM-31494-COR	University of California at Los Angeles	
93.395	I	1,730	Cancer Treatment Research	5UG1CA189828-05-UNC1	ECOG-ACRIN Medical Research Foundation	
93.395	I	51,344	Cancer Treatment Research	7000000573	Baylor College of Medicine	
93.395	I	(2)	Cancer Treatment Research	7000000787	Baylor University College of Medicine	
93.395	I	324,135	Cancer Treatment Research	A031018	Duke University	
93.395	I	17,814	Cancer Treatment Research	A031021	Duke University	
93.395	I	507	Cancer Treatment Research	BD524466	Memorial Sloan-Kettering Cancer Center	
93.395	I	67,405	Cancer Treatment Research	BD524466A	Memorial Sloan-Kettering Cancer Center	
93.395	I	31,213	Cancer Treatment Research	CCH-259713/PO6696298	Mayo Clinic	
93.395	I	27,318	Cancer Treatment Research	CHU-194321/PO #66118	Mayo Clinic	
93.395	I	10	Cancer Treatment Research	CRA/SCR/2017/18	International Agency for Research on Can	
93.395	I	40,730	Cancer Treatment Research	F212147--1 / PO SR00	University of Maryland at Baltimore (UMB)	

SCHEDULE OF EXPENDITURES OF FEDERAL AWARDS (BY STATE AGENCY)

For the Fiscal Year Ended June 30, 2020

Federal CFDA Number	Direct/ Indirect	Program Expenditures	CFDA Program Title	Pass -Through Number	Pass -Through Entity Name	Additional Award Information
93.395	I	86,793	Cancer Treatment Research	FP00026529_SUB149_01	Childrens Hospital of Philadelphia	
93.395	I	54,882	Cancer Treatment Research	FY2016-020-M4	University of Kansas Center for Research	
93.395	I	49,276	Cancer Treatment Research	N/A	Apollomics, Inc.	
93.395	I	58,881	Cancer Treatment Research	N/A	EpiCypher, Inc.	
93.395	I	13,018	Cancer Treatment Research	N/A	NRG Oncology	
93.395	I	(2,758)	Cancer Treatment Research	N/A	National Childhood Cancer Foundation	
93.395	I	38,352	Cancer Treatment Research	N/A	Oncoceutics, Inc.	
93.395	I	(9,005)	Cancer Treatment Research	N/A	Yeshiva University	
93.395	I	35,501	Cancer Treatment Research	NCC-259713/PO#670405	Mayo Clinic	
93.395	I	4	Cancer Treatment Research	UCH-194321/PO6557865	Mayo Clinic in Rochester	
93.395	I	9,144	Cancer Treatment Research	UNC-194321-04 / 6618	Mayo Clinic	
93.395	I	29,428	Cancer Treatment Research	WU-20-392	Washington University in Saint Louis	
93.396	D	7,599,082	Cancer Biology Research			
93.396	I	60,617	Cancer Biology Research	00003043/ PO 3001135	University of Texas MD Anderson Cancer Center	
93.396	I	9,134	Cancer Biology Research	009680-002	University of Cincinnati	
93.396	I	46,097	Cancer Biology Research	100200-116220	Wake Forest University Health Sciences	
93.396	I	174,200	Cancer Biology Research	11000823-020	Purdue University	
93.396	I	1,332	Cancer Biology Research	1554 G XB980	University of California at Los Angeles	
93.396	I	120,064	Cancer Biology Research	647K662	University of Wisconsin at Madison	
93.396	I	9,803	Cancer Biology Research	66183959/ 109643150	University of Southern California (USC)	
93.396	I	20,387	Cancer Biology Research	B45218UNC	Henry Ford Health System	
93.396	I	120,910	Cancer Biology Research	N/A	EpiCypher, Inc.	
93.396	I	90,610	Cancer Biology Research	N/A	Panacise Bio, Inc.	
93.396	I	13,365	Cancer Biology Research	P006781501	University of Minnesota Board of Regents	
93.396	I	120,855	Cancer Biology Research	PO 000001958 GMO 2	University of Texas Southwestern Medical	
93.396	I	26,919	Cancer Biology Research	VUMC65676	Vanderbilt University Medical Center	
93.396	I	16,159	Cancer Biology Research	WFUHS 116219	Wake Forest University Health Sciences	
93.397	D	11,507,816	Cancer Centers Support Grants			
93.397	I	17,064	Cancer Centers Support Grants	IN4689880UNC	Indiana University at Indianapolis	
93.397	I	34,777	Cancer Centers Support Grants	RES513497	Case Western Reserve University	
93.397	I	33,451	Cancer Centers Support Grants	RES514254	Case Western Reserve University	
93.397	I	15,550	Cancer Centers Support Grants	VUMC77349	Vanderbilt University Medical Center	
93.397	I	1,214	Cancer Centers Support Grants	WU-19-113 / PO293431	Washington University in St. Louis School	
93.397	I	(963)	Cancer Centers Support Grants	WU-19-40/ PO 2933891	Washington University in St. Louis School	
93.397	I	4,814	Cancer Centers Support Grants	WU-20-97 / 2940686H	Washington University in St. Louis School	
93.397	I	22,190	Cancer Centers Support Grants	WU-20-99 / PO2940691	Washington University in St. Louis School	
93.398	D	5,331,291	Cancer Research Manpower			
93.399	I	32,354	Cancer Control	2UG1CA189828-06-UNC1	ECOG-ACRIN Medical Research Foundation	
93.399	I	(322)	Cancer Control	RES508421	Case Western Reserve University	
93.399	I	(300)	Cancer Control	RES509323	Case Western Reserve University	
93.421	I	5,991	Strengthening Public Health Systems and Services through National Partnerships to Improve and Protect the Nation's Health	2542020	National Association of Chronic Disease	
93.421	I	272	Strengthening Public Health Systems and Services through National Partnerships to Improve and Protect the Nation's Health	N/A	Association of University Centers on Dis	
93.421	I	9,887	Strengthening Public Health Systems and Services through National Partnerships to Improve and Protect the Nation's Health	N/A	Kids Forward	
93.421	I	7,877	Strengthening Public Health Systems and Services through National Partnerships to Improve and Protect the Nation's Health	N/A	MCD Public Health	
93.421	I	22,619	Strengthening Public Health Systems and Services through National Partnerships to Improve and Protect the Nation's Health	N/A	New Jersey YMCA State Alliance	
93.421	I	44,451	Strengthening Public Health Systems and Services through National Partnerships to Improve and Protect the Nation's Health	N/A	The Nemours Foundation	
93.421	I	19,231	Strengthening Public Health Systems and Services through National Partnerships to Improve and Protect the Nation's Health	PO 7223	Council of State and Territorial Epidemiologists	
93.424	I	880	NON-ACA/PPHF—Building Capacity of the Public Health System to Improve Population Health through National Nonprofit Organizations	1762018/ 210-1401-5	National Association of Chronic Disease	
93.424	I	11,367	NON-ACA/PPHF—Building Capacity of the Public Health System to Improve Population Health through National Nonprofit Organizations	N/A	American Congress of Obstetricians and Gyn	
93.424	I	6	NON-ACA/PPHF—Building Capacity of the Public Health System to Improve Population Health through National Nonprofit Organizations	N/A	Association of University Centers on Dis	
93.433	D	219,248	ACL National Institute on Disability, Independent Living, and Rehabilitation Research			
93.439	I	22,362	State Physical Activity and Nutrition (SPAN)	2019-0182	Connecticut Department of Public Health	
93.590	I	53,700	Community-Based Child Abuse Prevention Grants	18EHZC	State of New Jersey Department of Children	
93.600	D	4,694	Head Start			
93.600	I	204,067	Head Start	2018090432	Zero to Three	

SCHEDULE OF EXPENDITURES OF FEDERAL AWARDS (BY STATE AGENCY)

For the Fiscal Year Ended June 30, 2020

Federal CFDA Number	Direct/ Indirect	Program Expenditures	CFDA Program Title	Pass -Through Number	Pass -Through Entity Name	Additional Award Information
93.600	I	427,379	Head Start	N/A	Zero to Three	
93.632	D	568,352	University Centers for Excellence in Developmental Disabilities Education, Research, and Service			
93.652	I	56,905	Adoption Opportunities	N/A	Spaulding for Children, National Research	
93.658	I	372,840	Foster Care Title IV-E	1005709010	Illinois Department of Children and Families	
93.670	D	74,652	Child Abuse and Neglect Discretionary Activities			
93.732	D	770,387	Mental and Behavioral Health Education and Training Grants			
93.742	I	24,117	PPHF: Early Childcare and Education Obesity Prevention Program - Obesity Prevention in Young Children - financed solely by Public Prevention and Health Funds	N/A	Alabama Partnership for Children	
93.742	I	18,767	PPHF: Early Childcare and Education Obesity Prevention Program - Obesity Prevention in Young Children - financed solely by Public Prevention and Health Funds	N/A	Early Learning Indiana	
93.742	I	17,591	PPHF: Early Childcare and Education Obesity Prevention Program - Obesity Prevention in Young Children - financed solely by Public Prevention and Health Funds	N/A	Illinois Network of Child Care Resource	
93.742	I	19,071	PPHF: Early Childcare and Education Obesity Prevention Program - Obesity Prevention in Young Children - financed solely by Public Prevention and Health Funds	N/A	Virginia Early Childhood Foundation (VEC)	
93.758	I	44,926	Preventive Health and Health Services Block Grant funded solely with Prevention and Public Health Funds (PPHF)	2018-0005 17DPH0005	Connecticut Department of Public Health	
93.778	I	15,100	Medical Assistance Program	1-312-0215922-65095L	Research Triangle Institute (RTI Interna)	
93.778	I	21,993	Medical Assistance Program	S00920-01	University of Iowa	
93.809	I	5,984	National Organizations for Chronic Disease Prevention and Health Promotion	1512019	National Association of Chronic Disease	
93.816	I	29,000	Preventing Heart Attacks and Strokes in High Need Areas	INDC-660-R2	Mississippi Department of Health	
93.837	D	26,645,685	Cardiovascular Diseases Research			
93.837	I	148,746	Cardiovascular Diseases Research	000503570-008	University of Alabama at Birmingham	
93.837	I	112,038	Cardiovascular Diseases Research	000511972-SC001	University of Alabama at Birmingham	
93.837	I	77,367	Cardiovascular Diseases Research	511972.001	University of Alabama at Birmingham	
93.837	I	75,217	Cardiovascular Diseases Research	0041597 (130470-1)	University of Pittsburgh	
93.837	I	(1,391)	Cardiovascular Diseases Research	114117	Brigham and Womens Hospital	
93.837	I	55,955	Cardiovascular Diseases Research	1558719	University of Colorado at Boulder	
93.837	I	34,389	Cardiovascular Diseases Research	19137-1	Baystate Medical Center	
93.837	I	5,462	Cardiovascular Diseases Research	2003634963	Johns Hopkins University	
93.837	I	45,603	Cardiovascular Diseases Research	2004339390	Johns Hopkins University	
93.837	I	9,572	Cardiovascular Diseases Research	2004517091	Johns Hopkins University	
93.837	I	84,952	Cardiovascular Diseases Research	225708	Massachusetts General Hospital	
93.837	I	1,299	Cardiovascular Diseases Research	3001558456	University of Texas MD Anderson Cancer Center	
93.837	I	107,673	Cardiovascular Diseases Research	31148A PO 761787	Albert Einstein College of Medicine Inc	
93.837	I	8,859	Cardiovascular Diseases Research	311554	Albert Einstein College of Medicine Inc	
93.837	I	23,201	Cardiovascular Diseases Research	31159A PO 774067	Albert Einstein College of Medicine Inc	
93.837	I	42,514	Cardiovascular Diseases Research	431965-19467	Virginia Tech	
93.837	I	21,741	Cardiovascular Diseases Research	4500002806	Boston University Board of Trustees	
93.837	I	122,915	Cardiovascular Diseases Research	4500003026	Boston University Board of Trustees	
93.837	I	26,581	Cardiovascular Diseases Research	5-312-0217030-65769L	Research Triangle Institute (RTI Interna)	
93.837	I	101,555	Cardiovascular Diseases Research	5001381 Rosamond	Kent Hospital	
93.837	I	22,680	Cardiovascular Diseases Research	5001381-Rosamond	Kent Hospital	
93.837	I	97,934	Cardiovascular Diseases Research	601164	Children's Mercy Hospital	
93.837	I	11,525	Cardiovascular Diseases Research	710-7147089	Miriam Hospital	
93.837	I	27,095	Cardiovascular Diseases Research	710-9144	Miriam Hospital	
93.837	I	(10,810)	Cardiovascular Diseases Research	710-9694	Miriam Hospital	
93.837	I	19,359	Cardiovascular Diseases Research	A030619	Duke University	
93.837	I	5,750	Cardiovascular Diseases Research	A239219	Emory University (EU)	
93.837	I	1,726	Cardiovascular Diseases Research	GR1053141 (CON-80001	Yale University	
93.837	I	7,107	Cardiovascular Diseases Research	K1Z2200-07	Northern California Institute for Research	
93.837	I	465,677	Cardiovascular Diseases Research	N/A	250Glycan Therapeutics, Inc.	
93.837	I	21,411	Cardiovascular Diseases Research	N/A	Albert Einstein College of Medicine Inc	
93.837	I	2,068	Cardiovascular Diseases Research	N/A	Brigham and Womens Hospital	
93.837	I	(18,015)	Cardiovascular Diseases Research	N/A	Duke University Clinical Research Institute	
93.837	I	1,141	Cardiovascular Diseases Research	N/A	HealthCore, Inc.	
93.837	I	17,860	Cardiovascular Diseases Research	N004944403	University of Minnesota	
93.837	I	27,931	Cardiovascular Diseases Research	N006522501	University of Minnesota Board of Regents	
93.837	I	13,344	Cardiovascular Diseases Research	P005875703	University of Minnesota	
93.837	I	7,585	Cardiovascular Diseases Research	S00200-01	University of Iowa	
93.837	I	(20)	Cardiovascular Diseases Research	S607676	Emory University (EU)	

SCHEDULE OF EXPENDITURES OF FEDERAL AWARDS (BY STATE AGENCY)

For the Fiscal Year Ended June 30, 2020

Federal CFDA Number	Direct/ Indirect	Program Expenditures	CFDA Program Title	Pass -Through Number	Pass -Through Entity Name	Additional Award Information
93.837	I	47,684	Cardiovascular Diseases Research	SA0000118	University of Texas at Houston Health	
93.837	I	(1,470)	Cardiovascular Diseases Research	WFUHS 115749	Wake Forest University Health Sciences	
93.838	D	15,337,215	Lung Diseases Research			
93.838	I	74,236	Lung Diseases Research	000503442-004	University of Alabama	
93.838	I	(3,669)	Lung Diseases Research	10454	University of California at San Francisco	
93.838	I	40,494	Lung Diseases Research	10454SC	University of California at San Francisco	
93.838	I	19,459	Lung Diseases Research	108792850	University of California at San Diego	
93.838	I	34,812	Lung Diseases Research	11012SUB	Seattle Childrens Hospital Research Inst	
93.838	I	24,691	Lung Diseases Research	1R43HL144290-01	Eldec Pharmaceuticals, Inc	
93.838	I	71,726	Lung Diseases Research	2(GG015835-01)	Columbia University	
93.838	I	2,535	Lung Diseases Research	2-AF-27	George Washington University	
93.838	I	38,691	Lung Diseases Research	2002772677	Johns Hopkins University	
93.838	I	3,158	Lung Diseases Research	2831743-240026	Duke University	
93.838	I	(5)	Lung Diseases Research	3003104557	University of Michigan (UMICH)	
93.838	I	97,716	Lung Diseases Research	463942	University of Arizona	
93.838	I	125,487	Lung Diseases Research	464151	University of Arizona	
93.838	I	69,042	Lung Diseases Research	550052	Wake Forest University Health Sciences	
93.838	I	9,868	Lung Diseases Research	576946 41676	Trustees of the Univ. of Pennsylvania	
93.838	I	217,868	Lung Diseases Research	720505	Proteogenomics Research Institute for System	
93.838	I	35,381	Lung Diseases Research	GR105400(CON-8000173	Yale University	
93.838	I	17,679	Lung Diseases Research	GR108733(CON-8000224	Yale University	
93.838	I	1,438,201	Lung Diseases Research	N/A	University of California at San Francisco	
93.838	I	33,664	Lung Diseases Research	N/A	University of Kansas Medical Center	
93.838	I	(1,207)	Lung Diseases Research	RES507797	Case Western Reserve University	
93.838	I	10,715	Lung Diseases Research	RES512136	Case Western Reserve University	
93.838	I	16,826	Lung Diseases Research	S-ALP1920-CF27	George Washington University	
93.838	I	1,756	Lung Diseases Research	TUL-HSC-558039-20/21	Tulane University	
93.838	I	27,681	Lung Diseases Research	WFUHS 115449	Wake Forest University Health Sciences	
93.838	I	979	Lung Diseases Research	ZAS000D0	University of Kansas Medical Center	
93.839	D	6,767,164	Blood Diseases and Resources Research			
93.839	I	210,977	Blood Diseases and Resources Research	0014251B	University of Texas at Houston Health	
93.839	I	3,147	Blood Diseases and Resources Research	0054669 (131801-7)	University of Pittsburgh	
93.839	I	832	Blood Diseases and Resources Research	802	Childrens Hospital of Philadelphia	
93.839	I	10,449	Blood Diseases and Resources Research	994	Rutgers the State University of New Jersey	
93.839	I	42,801	Blood Diseases and Resources Research	11575SUB	Seattle Childrens Hospital Research Inst	
93.839	I	17,396	Blood Diseases and Resources Research	1180-SUB	Cleveland Clinic Foundation	
93.839	I	19,549	Blood Diseases and Resources Research	12267SUB	Seattle Childrens Hospital Research Inst	
93.839	I	76,297	Blood Diseases and Resources Research	24-6230-0191-003	University of Nebraska at Lincoln	
93.839	I	58	Blood Diseases and Resources Research	248041	Duke University	
93.839	I	20,995	Blood Diseases and Resources Research	2831742-240027	Duke University	
93.839	I	(6,894)	Blood Diseases and Resources Research	304035	Cincinnati Childrens Hospital Medical Center	
93.839	I	170,948	Blood Diseases and Resources Research	417288G/UR FAO GR510	University of Rochester Medical Center	
93.839	I	(4,470)	Blood Diseases and Resources Research	574541/PO#4140938	Trustees of the Univ. of Pennsylvania	
93.839	I	2,505	Blood Diseases and Resources Research	60066854	Ohio State University	
93.839	I	16,503	Blood Diseases and Resources Research	600720055	Ohio State University	
93.839	I	67,936	Blood Diseases and Resources Research	8067	Trustees of Indiana University	
93.839	I	36,994	Blood Diseases and Resources Research	824-UNC-2018	Bloodworks Northwest	
93.839	I	(9,380)	Blood Diseases and Resources Research	961223-RSUB/2046X061	Childrens Hospital of Philadelphia	
93.839	I	7,717	Blood Diseases and Resources Research	CNVA00054669(131801-	University of Pittsburgh	
93.839	I	4,890	Blood Diseases and Resources Research	CNVA00054669/131801-	University of Pittsburgh	
93.839	I	234,365	Blood Diseases and Resources Research	FY18.878.005	University of Colorado Denver	
93.839	I	(263)	Blood Diseases and Resources Research	GENFD0001586967	Children's Hospital Boston	
93.839	I	87,335	Blood Diseases and Resources Research	GENFD0001792994	Children's Hospital Boston	
93.839	I	(154)	Blood Diseases and Resources Research	N/A	250Glycan Therapeutics, Inc.	
93.839	I	1,719	Blood Diseases and Resources Research	N/A	Childrens Hospital of Philadelphia	
93.839	I	144,186	Blood Diseases and Resources Research	N/A	Fred Hutchinson Cancer Research Center	
93.839	I	57,404	Blood Diseases and Resources Research	N/A	Haima Therapeutics, Inc.	
93.839	I	4,436	Blood Diseases and Resources Research	PO#6078346	Medical College of Wisconsin	
93.839	I	59,678	Blood Diseases and Resources Research	RES514803	Case Western Reserve University	
93.839	I	10,356	Blood Diseases and Resources Research	RG850-G1	Georgia Institute of Technology	
93.839	I	8,608	Blood Diseases and Resources Research	SA0000667	University of Texas at Houston Health	
93.839	I	(30,750)	Blood Diseases and Resources Research	SS0482	Rutgers the State University of New Jersey	
93.839	I	10,274	Blood Diseases and Resources Research	UWSC11681/PO#BPO4611	University of Washington	
93.839	I	15,887	Blood Diseases and Resources Research	UWSC11723	University of Washington	

SCHEDULE OF EXPENDITURES OF FEDERAL AWARDS (BY STATE AGENCY)

For the Fiscal Year Ended June 30, 2020

Federal CFDA Number	Direct/ Indirect	Program Expenditures	CFDA Program Title	Pass -Through Number	Pass -Through Entity Name	Additional Award Information
93.839	I	15,998	Blood Diseases and Resources Research	UWSC8675/ BPO 9467	University of Washington	
93.839	I	264,653	Blood Diseases and Resources Research	UWSC8675/BPO9467	University of Washington	
93.839	I	(4,301)	Blood Diseases and Resources Research	WU-15-268	Washington University in Saint Louis	
93.839	I	4,661	Blood Diseases and Resources Research	WU-18-162-MOD-1 /PO2	Washington University in Saint Louis	
93.839	I	12,583	Blood Diseases and Resources Research	WU-18-268-MOD-2 2935	Washington University in Saint Louis	
93.840	D	137,569	Translation and Implementation Science Research for Heart, Lung, Blood Diseases, and Sleep Disorders			
93.840	I	4,362	Translation and Implementation Science Research for Heart, Lung, Blood Diseases, and Sleep Disorders	20-2328	University of Malawi College of Medicine	
93.840	I	3,916	Translation and Implementation Science Research for Heart, Lung, Blood Diseases, and Sleep Disorders	N/A	University of Malawi College of Medicine	
93.846	D	5,934,591	Arthritis, Musculoskeletal and Skin Diseases Research			
93.846	I	19,594	Arthritis, Musculoskeletal and Skin Diseases Research	102600-551250	Wake Forest University Health Sciences	
93.846	I	585,759	Arthritis, Musculoskeletal and Skin Diseases Research	16-004	Wake Forest University	
93.846	I	7,670	Arthritis, Musculoskeletal and Skin Diseases Research	20-012	Wake Forest University	
93.846	I	49,121	Arthritis, Musculoskeletal and Skin Diseases Research	203-7919	Duke University	
93.846	I	39,467	Arthritis, Musculoskeletal and Skin Diseases Research	2037090	Duke University	
93.846	I	4,495	Arthritis, Musculoskeletal and Skin Diseases Research	2832078	Duke University	
93.846	I	(15,155)	Arthritis, Musculoskeletal and Skin Diseases Research	3210940919-XX	Childrens Hospital of Philadelphia	
93.846	I	3,055	Arthritis, Musculoskeletal and Skin Diseases Research	34-0411-2003-001	University of Nebraska Medical Center	
93.846	I	(5,774)	Arthritis, Musculoskeletal and Skin Diseases Research	8977sc	University of California at San Francisco	
93.846	I	172,265	Arthritis, Musculoskeletal and Skin Diseases Research	A03-2173	Duke University	
93.846	I	31,302	Arthritis, Musculoskeletal and Skin Diseases Research	A030250	Duke University	
93.846	I	38,356	Arthritis, Musculoskeletal and Skin Diseases Research	A030251	Duke University	
93.846	I	16,219	Arthritis, Musculoskeletal and Skin Diseases Research	A030254	Duke University	
93.846	I	22,907	Arthritis, Musculoskeletal and Skin Diseases Research	K002394-00-S01	Kitware, Inc.	
93.846	I	2,510	Arthritis, Musculoskeletal and Skin Diseases Research	PO #4550753306	Duke University	
93.847	D	23,158,210	Diabetes, Digestive, and Kidney Diseases Extramural Research			
93.847	I	13,564	Diabetes, Digestive, and Kidney Diseases Extramural Research	000522847-SC001	University of Alabama at Birmingham	
93.847	I	24,781	Diabetes, Digestive, and Kidney Diseases Extramural Research	0013642C	University of Texas at Houston Health	
93.847	I	7,733	Diabetes, Digestive, and Kidney Diseases Extramural Research	0013771B	University of Texas at Houston Health	
93.847	I	50,477	Diabetes, Digestive, and Kidney Diseases Extramural Research	0125 G WC382	University of California at Los Angeles	
93.847	I	30,811	Diabetes, Digestive, and Kidney Diseases Extramural Research	100100-550024	Wake Forest University Health Sciences	
93.847	I	10,284	Diabetes, Digestive, and Kidney Diseases Extramural Research	10046979-01	University of Utah	
93.847	I	4,681	Diabetes, Digestive, and Kidney Diseases Extramural Research	101750-119550	Wake Forest University Health Sciences	
93.847	I	4,630	Diabetes, Digestive, and Kidney Diseases Extramural Research	101800-117430	Wake Forest University Health Sciences	
93.847	I	96,884	Diabetes, Digestive, and Kidney Diseases Extramural Research	101810-113519	Wake Forest University School of Medicine	
93.847	I	3,285	Diabetes, Digestive, and Kidney Diseases Extramural Research	18-3659/PO#200003955	University of South Carolina (USC)	
93.847	I	12,268	Diabetes, Digestive, and Kidney Diseases Extramural Research	19-2003	Academic Pediatric Association	
93.847	I	72,203	Diabetes, Digestive, and Kidney Diseases Extramural Research	1R34DK121580-01A1	Altis Biosystems, Inc. (formerly Altis B)	
93.847	I	10,808	Diabetes, Digestive, and Kidney Diseases Extramural Research	1R43DK117763-01A1	Altis Biosystems, Inc. (formerly Altis B)	
93.847	I	16,026	Diabetes, Digestive, and Kidney Diseases Extramural Research	2002879987	Johns Hopkins Bloomberg School of Public	
93.847	I	(11)	Diabetes, Digestive, and Kidney Diseases Extramural Research	2037258	Duke University	
93.847	I	85,424	Diabetes, Digestive, and Kidney Diseases Extramural Research	3004212973	University of Michigan (UMICH)	
93.847	I	8,434	Diabetes, Digestive, and Kidney Diseases Extramural Research	3004941494	University of Michigan Board of Regents	
93.847	I	15,092	Diabetes, Digestive, and Kidney Diseases Extramural Research	32307-54	Augusta University	
93.847	I	112	Diabetes, Digestive, and Kidney Diseases Extramural Research	330182	Childrens Hospital of Philadelphia	
93.847	I	2,655	Diabetes, Digestive, and Kidney Diseases Extramural Research	3301820719 / 2001722	Childrens Hospital of Philadelphia	
93.847	I	27,928	Diabetes, Digestive, and Kidney Diseases Extramural Research	3301820720 /20109743	Childrens Hospital of Philadelphia	
93.847	I	95,556	Diabetes, Digestive, and Kidney Diseases Extramural Research	378777 5656810	University of Connecticut	
93.847	I	995	Diabetes, Digestive, and Kidney Diseases Extramural Research	4/PO#1002690	Rutgers the State University of New Jersey	
93.847	I	44,226	Diabetes, Digestive, and Kidney Diseases Extramural Research	417495G / UR FAO GR5	University of Rochester	
93.847	I	116,620	Diabetes, Digestive, and Kidney Diseases Extramural Research	5216280-5500001323	Broad Institute	
93.847	I	146,956	Diabetes, Digestive, and Kidney Diseases Extramural Research	52801-I/PO#700000093	Baylor College of Medicine	
93.847	I	93,901	Diabetes, Digestive, and Kidney Diseases Extramural Research	60059166-UNCCH	Ohio State University	
93.847	I	3,956	Diabetes, Digestive, and Kidney Diseases Extramural Research	64744923	University of California at San Diego	
93.847	I	6,977	Diabetes, Digestive, and Kidney Diseases Extramural Research	700094-0819-00	Nationwide Children's Hospital	
93.847	I	13,686	Diabetes, Digestive, and Kidney Diseases Extramural Research	700094-0820-00	Nationwide Children's Hospital	
93.847	I	49,574	Diabetes, Digestive, and Kidney Diseases Extramural Research	A031624	Duke University	
93.847	I	22,055	Diabetes, Digestive, and Kidney Diseases Extramural Research	CKD2019-2	3C Institute for Social Development	
93.847	I	72,322	Diabetes, Digestive, and Kidney Diseases Extramural Research	DK072476-15225-UNC-0	Pennington Biomedical Research Center	
93.847	I	263,973	Diabetes, Digestive, and Kidney Diseases Extramural Research	FAR0027327	North Dakota State University	
93.847	I	53,457	Diabetes, Digestive, and Kidney Diseases Extramural Research	FP00005212_SA001	Virginia Commonwealth University (VCU)	
93.847	I	290,545	Diabetes, Digestive, and Kidney Diseases Extramural Research	FP00007299_SA001	Virginia Commonwealth University (VCU)	
93.847	I	17,613	Diabetes, Digestive, and Kidney Diseases Extramural Research	FP068366-01F	University of Chicago	

SCHEDULE OF EXPENDITURES OF FEDERAL AWARDS (BY STATE AGENCY)

For the Fiscal Year Ended June 30, 2020

Federal CFDA Number	Direct/ Indirect	Program Expenditures	CFDA Program Title	Pass -Through Number	Pass -Through Entity Name	Additional Award Information
93.847	I	632	Diabetes, Digestive, and Kidney Diseases Extramural Research	N/A	University of South Florida Tampa	
93.847	I	152,177	Diabetes, Digestive, and Kidney Diseases Extramural Research	N006851801	University of Minnesota	
93.847	I	41,754	Diabetes, Digestive, and Kidney Diseases Extramural Research	PA-17-302	Sonovol, LLC	
93.847	I	30,690	Diabetes, Digestive, and Kidney Diseases Extramural Research	PD303771-SC107091	Virginia Commonwealth University (VCU)	
93.847	I	43	Diabetes, Digestive, and Kidney Diseases Extramural Research	PO#2922664Y/WU-15-10	Washington University in Saint Louis	
93.847	I	18,151	Diabetes, Digestive, and Kidney Diseases Extramural Research	PO#3003642651	University of Michigan (UMICH)	
93.847	I	532	Diabetes, Digestive, and Kidney Diseases Extramural Research	PO#3005737317/SUBK00	University of Michigan (UMICH)	
93.847	I	13,033	Diabetes, Digestive, and Kidney Diseases Extramural Research	R-20-0068	University of Houston	
93.847	I	65,794	Diabetes, Digestive, and Kidney Diseases Extramural Research	RC110120 UNC	Michigan State University	
93.847	I	15,230	Diabetes, Digestive, and Kidney Diseases Extramural Research	RES514388	Case Western Reserve University	
93.847	I	36,852	Diabetes, Digestive, and Kidney Diseases Extramural Research	RES514716	Case Western Reserve University	
93.847	I	355	Diabetes, Digestive, and Kidney Diseases Extramural Research	RPS 2	Pelvic Floors Disorder Research	
93.847	I	13,405	Diabetes, Digestive, and Kidney Diseases Extramural Research	S-GRD1819-LU31	George Washington University	
93.847	I	154,404	Diabetes, Digestive, and Kidney Diseases Extramural Research	S-GRD1920-LL31	George Washington University	
93.847	I	(3,038)	Diabetes, Digestive, and Kidney Diseases Extramural Research	SUBK00001807/ 300519	University of Michigan (UMICH)	
93.847	I	56,908	Diabetes, Digestive, and Kidney Diseases Extramural Research	SUBK00009157/PO30053	University of Michigan (UMICH)	
93.847	I	1,335	Diabetes, Digestive, and Kidney Diseases Extramural Research	TIE1980-01	Northern California Institute for Research	
93.847	I	5,624	Diabetes, Digestive, and Kidney Diseases Extramural Research	TIE1980-01B	Northern California Institute for Research	
93.847	I	36,249	Diabetes, Digestive, and Kidney Diseases Extramural Research	UWSC11876 BPO48314	University of Washington	
93.847	I	10,065	Diabetes, Digestive, and Kidney Diseases Extramural Research	VUMC 62324	Vanderbilt University Medical Center	
93.847	I	20,946	Diabetes, Digestive, and Kidney Diseases Extramural Research	VUMC74446	Vanderbilt University Medical Center	
93.847	I	516,956	Diabetes, Digestive, and Kidney Diseases Extramural Research	WFUHS 114580	Wake Forest University Health Sciences	
93.847	I	87,928	Diabetes, Digestive, and Kidney Diseases Extramural Research	WFUHS 117429	Wake Forest University Health Sciences	
93.847	I	57,391	Diabetes, Digestive, and Kidney Diseases Extramural Research	WU-18-312	Washington University in Saint Louis	
93.853	D	8,409,465	Extramural Research Programs in the Neurosciences and Neurological Disorders			
93.853	I	1	Extramural Research Programs in the Neurosciences and Neurological Disorders	0061260 (130795-1)	University of Pittsburgh	
93.853	I	64,971	Extramural Research Programs in the Neurosciences and Neurological Disorders	1(GG10847-01)	Columbia University	
93.853	I	90,193	Extramural Research Programs in the Neurosciences and Neurological Disorders	1171-SUB	Cleveland Clinic Foundation	
93.853	I	53,492	Extramural Research Programs in the Neurosciences and Neurological Disorders	123660301/POS9002419	University of California at San Diego	
93.853	I	15,345	Extramural Research Programs in the Neurosciences and Neurological Disorders	1275-SUB	Cleveland Clinic Foundation	
93.853	I	16,577	Extramural Research Programs in the Neurosciences and Neurological Disorders	2003991965	Johns Hopkins University	
93.853	I	40,184	Extramural Research Programs in the Neurosciences and Neurological Disorders	2004213280	Johns Hopkins University	
93.853	I	1	Extramural Research Programs in the Neurosciences and Neurological Disorders	2014-0569/ AIP043537	The Allen Institute for Brain Science	
93.853	I	(2,689)	Extramural Research Programs in the Neurosciences and Neurological Disorders	2017-0569	The Allen Institute for Brain Science	
93.853	I	2,875	Extramural Research Programs in the Neurosciences and Neurological Disorders	202302	Duke University	
93.853	I	9,362	Extramural Research Programs in the Neurosciences and Neurological Disorders	2301 G WE216	University of California at Los Angeles	
93.853	I	41,187	Extramural Research Programs in the Neurosciences and Neurological Disorders	234362	Massachusetts General Hospital	
93.853	I	13,350	Extramural Research Programs in the Neurosciences and Neurological Disorders	29457-1	Augusta State University	
93.853	I	8,889	Extramural Research Programs in the Neurosciences and Neurological Disorders	33880-1	Augusta State University	
93.853	I	966	Extramural Research Programs in the Neurosciences and Neurological Disorders	417423	University of Rochester	
93.853	I	1,205	Extramural Research Programs in the Neurosciences and Neurological Disorders	417715/URFAO: GR510	University of Rochester	
93.853	I	(3,319)	Extramural Research Programs in the Neurosciences and Neurological Disorders	48575	University of Delaware	
93.853	I	1,763	Extramural Research Programs in the Neurosciences and Neurological Disorders	5-27219	Scripps Research Institute	
93.853	I	21,629	Extramural Research Programs in the Neurosciences and Neurological Disorders	5-27289	Scripps Research Institute	
93.853	I	21	Extramural Research Programs in the Neurosciences and Neurological Disorders	8564sc	University of California at San Francisco	
93.853	I	257,897	Extramural Research Programs in the Neurosciences and Neurological Disorders	9091SC	University of California at San Francisco	
93.853	I	(790)	Extramural Research Programs in the Neurosciences and Neurological Disorders	937-SUB	Cleveland Clinic Foundation	
93.853	I	44,233	Extramural Research Programs in the Neurosciences and Neurological Disorders	A03-1446	Duke University	
93.853	I	43,572	Extramural Research Programs in the Neurosciences and Neurological Disorders	A031257	Duke University	
93.853	I	9,647	Extramural Research Programs in the Neurosciences and Neurological Disorders	A032629	Duke University	
93.853	I	119,272	Extramural Research Programs in the Neurosciences and Neurological Disorders	FY2016-006	University of Kansas Center for Research	
93.853	I	(299)	Extramural Research Programs in the Neurosciences and Neurological Disorders	GMO 191002 PO#000000	University of Texas Southwestern Medical	
93.853	I	22,820	Extramural Research Programs in the Neurosciences and Neurological Disorders	GMO 191005 PO 000000	University of Texas Southwestern Medical	
93.853	I	189,192	Extramural Research Programs in the Neurosciences and Neurological Disorders	K002789-00-S02	Kitware, Inc.	
93.853	I	95,026	Extramural Research Programs in the Neurosciences and Neurological Disorders	KK1979	University of California at Santa Barbara	
93.853	I	31,336	Extramural Research Programs in the Neurosciences and Neurological Disorders	N/A	Beth Israel Deaconess Medical Center	
93.853	I	(52,097)	Extramural Research Programs in the Neurosciences and Neurological Disorders	N/A	Cleveland Clinic Foundation	
93.853	I	60,180	Extramural Research Programs in the Neurosciences and Neurological Disorders	N/A	Collaborations Pharmaceuticals, Inc.	
93.853	I	13,387	Extramural Research Programs in the Neurosciences and Neurological Disorders	PO#L20-4500115130/01	University of Cincinnati	
93.853	I	12,302	Extramural Research Programs in the Neurosciences and Neurological Disorders	RC111156B	Michigan State University	
93.853	I	13,694	Extramural Research Programs in the Neurosciences and Neurological Disorders	SNNC4118	Soterix Medical Inc	
93.853	I	11,909	Extramural Research Programs in the Neurosciences and Neurological Disorders	STTR 1R41NS108895	Xona Microfluidics, LLC	
93.853	I	27,937	Extramural Research Programs in the Neurosciences and Neurological Disorders	SUBK10398CSPR-002	University of Michigan (UMICH)	
93.855	D	64,346,310	Allergy and Infectious Diseases Research			

SCHEDULE OF EXPENDITURES OF FEDERAL AWARDS (BY STATE AGENCY)

For the Fiscal Year Ended June 30, 2020

Federal CFDA Number	Direct/ Indirect	Program Expenditures	CFDA Program Title	Pass -Through Number	Pass -Through Entity Name	Additional Award Information
93.855	I	156,043	Allergy and Infectious Diseases Research	1340	Brown University	
93.855	I	210,044	Allergy and Infectious Diseases Research	1398	Brown University	
93.855	I	(25,200)	Allergy and Infectious Diseases Research	832939	Fred Hutchinson Cancer Research Center	
93.855	I	288,979	Allergy and Infectious Diseases Research	8956	University of California at Berkeley	
93.855	I	(6,840)	Allergy and Infectious Diseases Research	00008956/ POBB006442	University of California at Berkeley	
93.855	I	40,614	Allergy and Infectious Diseases Research	971236	Fred Hutchinson Cancer Research Center	
93.855	I	12,848	Allergy and Infectious Diseases Research	1022298	Fred Hutchinson Cancer Research Center	
93.855	I	292,484	Allergy and Infectious Diseases Research	000510836-008	University of Alabama at Birmingham	
93.855	I	484,462	Allergy and Infectious Diseases Research	000520254-002	University of Alabama at Birmingham	
93.855	I	74,960	Allergy and Infectious Diseases Research	000520254-006	University of Alabama at Birmingham	
93.855	I	141,622	Allergy and Infectious Diseases Research	000520254-SC002	University of Alabama at Birmingham	
93.855	I	32,691	Allergy and Infectious Diseases Research	0047867 (126557-1)	University of Pittsburgh	
93.855	I	17,576	Allergy and Infectious Diseases Research	0080.0247/104122	Family Health International	
93.855	I	187,408	Allergy and Infectious Diseases Research	0255-A651-4609	Mount Sinai School of Medicine	
93.855	I	11,741	Allergy and Infectious Diseases Research	11000624-002	Purdue University	
93.855	I	(15,624)	Allergy and Infectious Diseases Research	110209	Brigham and Womens Hospital	
93.855	I	140,103	Allergy and Infectious Diseases Research	111666	Brigham and Womens Hospital	
93.855	I	19,112	Allergy and Infectious Diseases Research	11516sc	University of California at San Francisco	
93.855	I	212	Allergy and Infectious Diseases Research	135408-CT1-OMEGA	Cincinnati Childrens Hospital Medical Center	
93.855	I	1,767	Allergy and Infectious Diseases Research	135408-CT1-OMEGA/ 31	Cincinnati Childrens Hospital Medical Center	
93.855	I	(356)	Allergy and Infectious Diseases Research	135409 CT2-Diet Stud	Cincinnati Childrens Hospital Medical Center	
93.855	I	8,322	Allergy and Infectious Diseases Research	135409-CT2 31006062	Cincinnati Childrens Hospital Medical Center	
93.855	I	97,903	Allergy and Infectious Diseases Research	1560 B WA858	University of California at Los Angeles	
93.855	I	301,500	Allergy and Infectious Diseases Research	1560 B WA900	University of California at Los Angeles	
93.855	I	254,968	Allergy and Infectious Diseases Research	1560 G WA853	University of California at Los Angeles	
93.855	I	22,345	Allergy and Infectious Diseases Research	1560 G WA931	University of California at Los Angeles	
93.855	I	24,485	Allergy and Infectious Diseases Research	1560 G WB039	University of California at Los Angeles	
93.855	I	9,855	Allergy and Infectious Diseases Research	1560 G WB773	University of California at Los Angeles	
93.855	I	4,312	Allergy and Infectious Diseases Research	1560 G WC 165	University of California at Los Angeles	
93.855	I	37,705	Allergy and Infectious Diseases Research	1560 G WC165	University of California at Los Angeles	
93.855	I	2,494	Allergy and Infectious Diseases Research	1560 G XA383	University of California at Los Angeles	
93.855	I	52,357	Allergy and Infectious Diseases Research	17-3287/PO2000030946	University of South Carolina (USC)	
93.855	I	(1,258)	Allergy and Infectious Diseases Research	183629	Cornell University Medical Campus	
93.855	I	45,180	Allergy and Infectious Diseases Research	19-4287	Luceome Biotechnologies, L.L.C.	
93.855	I	615,922	Allergy and Infectious Diseases Research	194093-5	Cornell University Medical Campus	
93.855	I	19,913	Allergy and Infectious Diseases Research	199-100720-553763	Wake Forest University Health Sciences	
93.855	I	35,422	Allergy and Infectious Diseases Research	1R21AI130542-02	Medical College of Wisconsin	
93.855	I	121,262	Allergy and Infectious Diseases Research	1R41AI142847-01A1	Irex Pharma LLC	
93.855	I	30,721	Allergy and Infectious Diseases Research	1R43AI138726-01A1	Mucommune, LLC	
93.855	I	54,436	Allergy and Infectious Diseases Research	2002815334	Johns Hopkins University	
93.855	I	6,946	Allergy and Infectious Diseases Research	2002967331	Johns Hopkins University	
93.855	I	83,574	Allergy and Infectious Diseases Research	2003037086	Johns Hopkins University	
93.855	I	58,008	Allergy and Infectious Diseases Research	2003383922	Johns Hopkins University	
93.855	I	91,668	Allergy and Infectious Diseases Research	2003478036	Johns Hopkins University	
93.855	I	54,688	Allergy and Infectious Diseases Research	2003993693	Johns Hopkins University	
93.855	I	304,833	Allergy and Infectious Diseases Research	2004269187	Johns Hopkins University	
93.855	I	15,218	Allergy and Infectious Diseases Research	2004360886	Johns Hopkins University	
93.855	I	21,694	Allergy and Infectious Diseases Research	2004444725	Johns Hopkins University	
93.855	I	56,820	Allergy and Infectious Diseases Research	2004635016	Johns Hopkins University	
93.855	I	146,993	Allergy and Infectious Diseases Research	203504UNC	University of Notre Dame	
93.855	I	35,831	Allergy and Infectious Diseases Research	231656	Massachusetts General Hospital	
93.855	I	762	Allergy and Infectious Diseases Research	235058	Duke University	
93.855	I	45,001	Allergy and Infectious Diseases Research	2501/ PO # 824643	Henry M Jackson Foundation	
93.855	I	9,575	Allergy and Infectious Diseases Research	25284-22-324	Wistar Institute	
93.855	I	132,933	Allergy and Infectious Diseases Research	3004163909	University of Michigan (UMICH)	
93.855	I	(3,666)	Allergy and Infectious Diseases Research	3020909	Duke University	
93.855	I	(3,480)	Allergy and Infectious Diseases Research	3021016	Duke University	
93.855	I	(3,269)	Allergy and Infectious Diseases Research	3021054	Duke University	
93.855	I	4,790	Allergy and Infectious Diseases Research	3021176	Duke University	
93.855	I	29,523	Allergy and Infectious Diseases Research	3021177	Duke University	
93.855	I	6,400	Allergy and Infectious Diseases Research	3021209	Duke University	
93.855	I	8,422	Allergy and Infectious Diseases Research	3021233	Duke University	
93.855	I	106,064	Allergy and Infectious Diseases Research	3021477	Duke University	
93.855	I	58,668	Allergy and Infectious Diseases Research	3021494	Duke University	

SCHEDULE OF EXPENDITURES OF FEDERAL AWARDS (BY STATE AGENCY)

For the Fiscal Year Ended June 30, 2020

Federal CFDA Number	Direct/ Indirect	Program Expenditures	CFDA Program Title	Pass -Through Number	Pass -Through Entity Name	Additional Award Information
93.855	I	42,288	Allergy and Infectious Diseases Research	3021495	Duke University	
93.855	I	50,112	Allergy and Infectious Diseases Research	3021591	Duke University	
93.855	I	29,121	Allergy and Infectious Diseases Research	309363 PO 310067511	Cincinnati Childrens Hospital Medical Center	
93.855	I	2,346	Allergy and Infectious Diseases Research	309364 PO 3100675536	Cincinnati Childrens Hospital Medical Center	
93.855	I	12,119	Allergy and Infectious Diseases Research	311558 / PO755438	Albert Einstein College of Medicine Inc	
93.855	I	25,074	Allergy and Infectious Diseases Research	33109SUB52706	University of Vermont	
93.855	I	99,672	Allergy and Infectious Diseases Research	33109SUB52706 / PO#1	University of Vermont	
93.855	I	29,225	Allergy and Infectious Diseases Research	4681 / PO#954750 / 6	Henry M Jackson Foundation	
93.855	I	279,815	Allergy and Infectious Diseases Research	4740/ PO 966808	Henry M Jackson Foundation	
93.855	I	74,235	Allergy and Infectious Diseases Research	4740/ PO 966808	Henry M Jackson Foundation	
93.855	I	152,390	Allergy and Infectious Diseases Research	4741 / PO#971211	Henry M Jackson Foundation	
93.855	I	32,810	Allergy and Infectious Diseases Research	4741 PO 971211	Henry M Jackson Foundation	
93.855	I	159,203	Allergy and Infectious Diseases Research	492004	University of Arizona	
93.855	I	113,297	Allergy and Infectious Diseases Research	5(GG008377-39)	Columbia University	
93.855	I	90,950	Allergy and Infectious Diseases Research	5-20560	The Scripps Research Institute	
93.855	I	41,015	Allergy and Infectious Diseases Research	5-27193	Scripps Research Institute	
93.855	I	13,416	Allergy and Infectious Diseases Research	575196	Trustees of the Univ. of Pennsylvania	
93.855	I	37,910	Allergy and Infectious Diseases Research	5R01AI131688-03	Rockefeller University	
93.855	I	16,293	Allergy and Infectious Diseases Research	5R01AI131688-04	Rockefeller University	
93.855	I	16,882	Allergy and Infectious Diseases Research	7000000953	Baylor University College of Medicine	
93.855	I	116,619	Allergy and Infectious Diseases Research	700176-0819-00	Research Institute at Nationwide Children	
93.855	I	125,207	Allergy and Infectious Diseases Research	700176-0820-00	Research Institute at Nationwide Children	
93.855	I	531,781	Allergy and Infectious Diseases Research	861/0080.0016/PO#US0	Family Health International	
93.855	I	(52)	Allergy and Infectious Diseases Research	9302SC	University of California Regents	
93.855	I	9,521	Allergy and Infectious Diseases Research	94075853	University of California at San Diego	
93.855	I	17,078	Allergy and Infectious Diseases Research	955/0080.0144/PO#GOO	Family Health International	
93.855	I	35,512	Allergy and Infectious Diseases Research	956/0080.0145/ GO 00	Family Health International	
93.855	I	69,549	Allergy and Infectious Diseases Research	9599	Magee-Womens Research Institute & Foundation	
93.855	I	29,017	Allergy and Infectious Diseases Research	972/0080.0174	Family Health International	
93.855	I	239,952	Allergy and Infectious Diseases Research	A030938	Duke University	
93.855	I	34,543	Allergy and Infectious Diseases Research	A031162	Duke University	
93.855	I	367,932	Allergy and Infectious Diseases Research	A031164	Duke University	
93.855	I	45,221	Allergy and Infectious Diseases Research	A031451	Duke University	
93.855	I	352,002	Allergy and Infectious Diseases Research	A031947	Duke University Medical Center	
93.855	I	84,478	Allergy and Infectious Diseases Research	A032999	Duke University	
93.855	I	20,968	Allergy and Infectious Diseases Research	A039061	Duke University	
93.855	I	83,212	Allergy and Infectious Diseases Research	A039076	Duke University	
93.855	I	44,202	Allergy and Infectious Diseases Research	A134495	Emory University (EU)	
93.855	I	95,409	Allergy and Infectious Diseases Research	A204545	Emory University (EU)	
93.855	I	9,103	Allergy and Infectious Diseases Research	A30235	Duke University Medical Center	
93.855	I	41,120	Allergy and Infectious Diseases Research	A311808	Emory University (EU)	
93.855	I	14,334	Allergy and Infectious Diseases Research	CNVA00060724(131270-	University of Pittsburgh	
93.855	I	(165)	Allergy and Infectious Diseases Research	FY14ITN008	Benaroya Research Institute	
93.855	I	(1,277)	Allergy and Infectious Diseases Research	FY14ITN012	Benaroya Research Institute	
93.855	I	20,817	Allergy and Infectious Diseases Research	FY15ITN012	Benaroya Research Institute	
93.855	I	(13,792)	Allergy and Infectious Diseases Research	FY17ITN156	Benaroya Research Institute	
93.855	I	22,381	Allergy and Infectious Diseases Research	FY19ITN008	Benaroya Research Institute	
93.855	I	11,245	Allergy and Infectious Diseases Research	FY19ITN156	Benaroya Research Institute	
93.855	I	23,325	Allergy and Infectious Diseases Research	FY19ITN314	Benaroya Research Institute	
93.855	I	3,614	Allergy and Infectious Diseases Research	FY19ITN334	Benaroya Research Institute	
93.855	I	908	Allergy and Infectious Diseases Research	FY20ITN334	Benaroya Research Institute	
93.855	I	58,765	Allergy and Infectious Diseases Research	G-45858-05	Colorado State University	
93.855	I	5,459	Allergy and Infectious Diseases Research	GR107887 (CON-800020	Yale University	
93.855	I	214,494	Allergy and Infectious Diseases Research	ITN050AD	Benaroya Research Institute	
93.855	I	17,713	Allergy and Infectious Diseases Research	LDR 10 MOD 08 / PO20	Johns Hopkins University	
93.855	I	4,444	Allergy and Infectious Diseases Research	LDR 12 MOD 03	Johns Hopkins University	
93.855	I	2,422	Allergy and Infectious Diseases Research	LDR 12/PO#2004112736	Johns Hopkins University	
93.855	I	3,710	Allergy and Infectious Diseases Research	LDR 13/PO#2004112743	Johns Hopkins University	
93.855	I	12,209	Allergy and Infectious Diseases Research	LDR-10 PO 2002688423	Johns Hopkins University	
93.855	I	1,823	Allergy and Infectious Diseases Research	M60-NC-075-1101-3	Institute for Clinical Research	
93.855	I	3,979	Allergy and Infectious Diseases Research	MUC_008_UNC	Mucommune, LLC	
93.855	I	(36,794)	Allergy and Infectious Diseases Research	N/A	Brigham and Womens Hospital	
93.855	I	76,368	Allergy and Infectious Diseases Research	N/A	Cell Microsystems, Inc.	
93.855	I	37,049	Allergy and Infectious Diseases Research	N/A	EpiCypher, Inc.	

SCHEDULE OF EXPENDITURES OF FEDERAL AWARDS (BY STATE AGENCY)

For the Fiscal Year Ended June 30, 2020

Federal CFDA Number	Direct/ Indirect	Program Expenditures	CFDA Program Title	Pass -Through Number	Pass -Through Entity Name	Additional Award Information
93.855	I	34,881	Allergy and Infectious Diseases Research	N/A	Fred Hutchinson Cancer Research Center	
93.855	I	3,013	Allergy and Infectious Diseases Research	N/A	IMMvention Therapeutix, Inc	
93.855	I	328,135	Allergy and Infectious Diseases Research	N/A	Johns Hopkins University	
93.855	I	12,739	Allergy and Infectious Diseases Research	N/A	Northwestern University	
93.855	I	263,398	Allergy and Infectious Diseases Research	N/A	University of Alabama at Birmingham	
93.855	I	38,943	Allergy and Infectious Diseases Research	N/A	University of California at Los Angeles	
93.855	I	355,156	Allergy and Infectious Diseases Research	N/A	University of Connecticut Health Center	
93.855	I	104,077	Allergy and Infectious Diseases Research	N005402801	University of Minnesota	
93.855	I	51,290	Allergy and Infectious Diseases Research	OSP2018037	University of Massachusetts Medical Scho	
93.855	I	63,735	Allergy and Infectious Diseases Research	PO 15004410	Family Health International	
93.855	I	54,143	Allergy and Infectious Diseases Research	PO 15004411	Family Health International	
93.855	I	35,919	Allergy and Infectious Diseases Research	PO 17004265	Family Health International	
93.855	I	30,190	Allergy and Infectious Diseases Research	PO 18001617	Family Health International	
93.855	I	540,786	Allergy and Infectious Diseases Research	PO 18001926	Family Health International	
93.855	I	13,779	Allergy and Infectious Diseases Research	PO 19000835	Family Health International	
93.855	I	471	Allergy and Infectious Diseases Research	PO 20001124 HPTN 09	Family Health International	
93.855	I	63,679	Allergy and Infectious Diseases Research	PO 824894 / 2502 64	Henry M Jackson Foundation	
93.855	I	2,833	Allergy and Infectious Diseases Research	PO US00243	Family Health International	
93.855	I	58,711	Allergy and Infectious Diseases Research	PO# 2002815334	Johns Hopkins University	
93.855	I	354,022	Allergy and Infectious Diseases Research	PO#2001935242	Johns Hopkins University	
93.855	I	23,129	Allergy and Infectious Diseases Research	PO#GO00043	Family Health International	
93.855	I	(2,787)	Allergy and Infectious Diseases Research	PO15000434	Family Health International	
93.855	I	13,561	Allergy and Infectious Diseases Research	PO17000385	FHI 360	
93.855	I	9,282	Allergy and Infectious Diseases Research	PO17000385	Family Health International	
93.855	I	661,301	Allergy and Infectious Diseases Research	PO17001853	Family Health International	
93.855	I	266,789	Allergy and Infectious Diseases Research	PO17001868	Family Health International	
93.855	I	904,783	Allergy and Infectious Diseases Research	PO17002292	Family Health International	
93.855	I	26,264	Allergy and Infectious Diseases Research	PO18002626	Family Health International	
93.855	I	17,113	Allergy and Infectious Diseases Research	PO19000050	Family Health International	
93.855	I	79,901	Allergy and Infectious Diseases Research	PO19000834	Family Health International	
93.855	I	325,589	Allergy and Infectious Diseases Research	PO: WA00899630	University of Massachusetts Medical School	
93.855	I	9,211	Allergy and Infectious Diseases Research	SUB000002056	University of Florida	
93.855	I	11,695	Allergy and Infectious Diseases Research	T983400	Emory University (EU)	
93.855	I	82,851	Allergy and Infectious Diseases Research	UTA18-000140	University of Texas at Austin	
93.855	I	192,156	Allergy and Infectious Diseases Research	UWSC11041 / BPO38223	University of Washington	
93.855	I	275,012	Allergy and Infectious Diseases Research	VUMC 41666	Vanderbilt University Medical Center	
93.855	I	50,522	Allergy and Infectious Diseases Research	VUMC 70553	Vanderbilt University Medical Center	
93.855	I	91,654	Allergy and Infectious Diseases Research	eRa 1354	University of Cape Town	
93.856	I	172,052	Microbiology and Infectious Diseases Research	1203002	Dana Farber Cancer Institute	
93.859	D	37,615,105	Biomedical Research and Research Training			
93.859	I	62,487	Biomedical Research and Research Training	970745	Fred Hutchinson Cancer Research Center	
93.859	I	20,516	Biomedical Research and Research Training	1017395	Fred Hutchinson Cancer Research Center	
93.859	I	26,664	Biomedical Research and Research Training	11650sc	University of California at San Francisco	
93.859	I	5,721	Biomedical Research and Research Training	18-0784	KXT Bio, Inc.	
93.859	I	260,947	Biomedical Research and Research Training	2004080385	Johns Hopkins University	
93.859	I	18,185	Biomedical Research and Research Training	2017-3475	University of California at Irvine (UCI)	
93.859	I	9,340	Biomedical Research and Research Training	3004653332/PO3005149	University of Michigan (UMICH)	
93.859	I	132,060	Biomedical Research and Research Training	3004653332/PO3005674	University of Michigan (UMICH)	
93.859	I	20,111	Biomedical Research and Research Training	3005704150/PO#300601	University of Michigan (UMICH)	
93.859	I	19,384	Biomedical Research and Research Training	575434	Trustees of the Univ. of Pennsylvania	
93.859	I	19,330	Biomedical Research and Research Training	60068802	Ohio State University	
93.859	I	17,110	Biomedical Research and Research Training	87367-11331	Cornell University	
93.859	I	21,528	Biomedical Research and Research Training	A030785	Duke University	
93.859	I	28,177	Biomedical Research and Research Training	A031199	Duke University	
93.859	I	55,904	Biomedical Research and Research Training	A19-1302-001 (511371	AI Tracking Solutions, Inc.	
93.859	I	37,465	Biomedical Research and Research Training	MUSC16-036	Medical University of South Carolina (MUSC)	
93.859	I	241,890	Biomedical Research and Research Training	N/A	250Glycan Therapeutics, Inc.	
93.859	I	(116)	Biomedical Research and Research Training	N/A	AI Tracking Solutions, Inc.	
93.859	I	271,070	Biomedical Research and Research Training	N/A	Cell Microsystems, Inc.	
93.859	I	7,403	Biomedical Research and Research Training	N/A	EpiCypher, Inc.	
93.859	I	87,628	Biomedical Research and Research Training	OSP32386-00	University of Massachusetts	
93.859	I	23,635	Biomedical Research and Research Training	RJ-193-G1/PO-5007401	Georgia Institute of Technology Research	
93.859	I	79,921	Biomedical Research and Research Training	UNCGM123247	Pennsylvania State University	
93.859	I	134,783	Biomedical Research and Research Training	UNCR01GM114015	Pennsylvania State University	

SCHEDULE OF EXPENDITURES OF FEDERAL AWARDS (BY STATE AGENCY)

For the Fiscal Year Ended June 30, 2020

Federal CFDA Number	Direct/ Indirect	Program Expenditures	CFDA Program Title	Pass -Through Number	Pass -Through Entity Name	Additional Award Information
93.859	I	13,052	Biomedical Research and Research Training	VUMC75873	Vanderbilt University Medical Center	
93.859	I	(97)	Biomedical Research and Research Training	WA00473947/OSP201704	University of Massachusetts	
93.859	I	(6,665)	Biomedical Research and Research Training	WA00615827/ OSP20170	University of Massachusetts	
93.859	I	23,185	Biomedical Research and Research Training	WA00737030/ OSP20170	University of Massachusetts	
93.865	D	37,858,873	Child Health and Human Development Extramural Research			
93.865	I	52,426	Child Health and Human Development Extramural Research	1-312-0215374-52637L	Research Triangle Institute (RTI Interna)	
93.865	I	6,764	Child Health and Human Development Extramural Research	1-312-0216102-65094L	Research Triangle Institute (RTI Interna)	
93.865	I	25,579	Child Health and Human Development Extramural Research	1-312-0216826-65503L	Research Triangle Institute (RTI Interna)	
93.865	I	36,569	Child Health and Human Development Extramural Research	102469.001.001 / PO1	Family Health International	
93.865	I	3,072	Child Health and Human Development Extramural Research	114205-1485-5106544	Harvard University	
93.865	I	33,852	Child Health and Human Development Extramural Research	114205-1585-5106544	Harvard University	
93.865	I	17,766	Child Health and Human Development Extramural Research	136785/PO3100652988	Cincinnati Childrens Hospital Medical Center	
93.865	I	(1,912)	Child Health and Human Development Extramural Research	1553411	University of Colorado at Boulder	
93.865	I	32,760	Child Health and Human Development Extramural Research	17-2667	Affinergy, Inc.	
93.865	I	21,286	Child Health and Human Development Extramural Research	18-2452	Studio Hagler LLC	
93.865	I	840	Child Health and Human Development Extramural Research	18-4146	CiceroDx, Inc.	
93.865	I	148,889	Child Health and Human Development Extramural Research	19-A0-00-1002957	New York University School of Medicine	
93.865	I	33,578	Child Health and Human Development Extramural Research	1R44HD097063-01	Mucommune, LLC	
93.865	I	104,632	Child Health and Human Development Extramural Research	2-312-0216665-65432L	Research Triangle Institute (RTI Interna)	
93.865	I	17,595	Child Health and Human Development Extramural Research	2000-G-VM484	University of California at Los Angeles	
93.865	I	119,134	Child Health and Human Development Extramural Research	2018-3601	University of California at Irvine (UCI)	
93.865	I	1,816	Child Health and Human Development Extramural Research	203700-5	Cornell University Weill Medical College	
93.865	I	101,924	Child Health and Human Development Extramural Research	21612-43392	Saint Louis University	
93.865	I	124,096	Child Health and Human Development Extramural Research	2831952-240023	Duke University	
93.865	I	171,954	Child Health and Human Development Extramural Research	3(GG014633-01)	Columbia University	
93.865	I	45,742	Child Health and Human Development Extramural Research	3021570	Duke University	
93.865	I	11,394	Child Health and Human Development Extramural Research	3021646	Duke University	
93.865	I	(1,354)	Child Health and Human Development Extramural Research	3836242/206028	Duke University	
93.865	I	66,217	Child Health and Human Development Extramural Research	4500003291	Boston University Board of Trustees	
93.865	I	42,331	Child Health and Human Development Extramural Research	5385-UNCCH-DHHS-4807	Pennsylvania State University	
93.865	I	20,606	Child Health and Human Development Extramural Research	571036	Trustees of the Univ. of Pennsylvania	
93.865	I	91,860	Child Health and Human Development Extramural Research	60050547	Ohio State University	
93.865	I	16,501	Child Health and Human Development Extramural Research	712-7549	Emma Pendleton Bradley Hospital	
93.865	I	1,830	Child Health and Human Development Extramural Research	A030419	Duke University	
93.865	I	308	Child Health and Human Development Extramural Research	A030641	Duke University	
93.865	I	128,687	Child Health and Human Development Extramural Research	A031044	Duke University	
93.865	I	18,175	Child Health and Human Development Extramural Research	A031091	Duke University	
93.865	I	270,255	Child Health and Human Development Extramural Research	A031512	Duke University	
93.865	I	6,789	Child Health and Human Development Extramural Research	A033330	Duke University	
93.865	I	12,459	Child Health and Human Development Extramural Research	BMC ID 6927/PO 11630	Boston Medical Center	
93.865	I	205,152	Child Health and Human Development Extramural Research	BMC ID 6927/PO#11630	Boston Medical Center	
93.865	I	(23,533)	Child Health and Human Development Extramural Research	F4330-02	New York University (NYU)	
93.865	I	6,190	Child Health and Human Development Extramural Research	FP00008136_SA002	Virginia Commonwealth University (VCU)	
93.865	I	18,366	Child Health and Human Development Extramural Research	FP00008924_SA002	Virginia Commonwealth University (VCU)	
93.865	I	115,823	Child Health and Human Development Extramural Research	FY2019-021	University of Kansas Center for Research	
93.865	I	(255)	Child Health and Human Development Extramural Research	GR101950 (CON-800011	Yale University	
93.865	I	19,797	Child Health and Human Development Extramural Research	GR101978(CON-8000112	Yale University	
93.865	I	3,515	Child Health and Human Development Extramural Research	M14A12036 (A10192)	Yale University	
93.865	I	2,932	Child Health and Human Development Extramural Research	N/A	Duke University	
93.865	I	3,155	Child Health and Human Development Extramural Research	N/A	Duke University Medical Center	
93.865	I	708,465	Child Health and Human Development Extramural Research	N/A	George Washington University	
93.865	I	41,777	Child Health and Human Development Extramural Research	N/A	Mucommune, LLC	
93.865	I	213,859	Child Health and Human Development Extramural Research	N/A	Saint Louis University	
93.865	I	97,549	Child Health and Human Development Extramural Research	N006344802	University of Minnesota	
93.865	I	17,716	Child Health and Human Development Extramural Research	PO#2002795954	Johns Hopkins University	
93.865	I	12,329	Child Health and Human Development Extramural Research	RC106691D	Michigan State University	
93.865	I	21,823	Child Health and Human Development Extramural Research	SC37547-02-03/PO1675	University of Denver	
93.865	I	99,203	Child Health and Human Development Extramural Research	SPC-001338	University of Miami	
93.865	I	1,904	Child Health and Human Development Extramural Research	TUL-HSC-555717-17/18	Tulane University	
93.865	I	(1,405)	Child Health and Human Development Extramural Research	WU-19-112/PO#2934529	Washington University in Saint Louis	
93.865	I	44,638	Child Health and Human Development Extramural Research	WU-19-342 / PO#29349	Washington University in Saint Louis	
93.865	I	247,885	Child Health and Human Development Extramural Research	WU-19-418	Washington University in Saint Louis	
93.865	I	7,784	Child Health and Human Development Extramural Research	WU-20-314 PO 294120	Washington University in Saint Louis	
93.866	D	9,999,673	Aging Research			

SCHEDULE OF EXPENDITURES OF FEDERAL AWARDS (BY STATE AGENCY)

For the Fiscal Year Ended June 30, 2020

Federal CFDA Number	Direct/ Indirect	Program Expenditures	CFDA Program Title	Pass -Through Number	Pass -Through Entity Name	Additional Award Information
93.866	I	152,493	Aging Research	1376	Brown University	
93.866	I	1,333	Aging Research	1499	Brown University	
93.866	I	19,049	Aging Research	1(GG015834-01)	Columbia University	
93.866	I	22,452	Aging Research	10.10.91561	Hebrew Rehabilitation Center	
93.866	I	81,723	Aging Research	103896352	University of California at San Diego	
93.866	I	97,527	Aging Research	117381028 / PO# S900	University of California at San Diego	
93.866	I	355	Aging Research	1560 B XA097	University of California at Los Angeles	
93.866	I	28,823	Aging Research	2003060831	Johns Hopkins University	
93.866	I	4,492	Aging Research	2003160709	Johns Hopkins University	
93.866	I	14,987	Aging Research	2003190090	Johns Hopkins University	
93.866	I	14,467	Aging Research	2003379634	Johns Hopkins University	
93.866	I	302,217	Aging Research	2003475848	Johns Hopkins University	
93.866	I	40,739	Aging Research	2004079614	Johns Hopkins University	
93.866	I	(7,967)	Aging Research	203-7097	Duke University	
93.866	I	3,641	Aging Research	245360 7912	Duke University	
93.866	I	79,316	Aging Research	30340SUB53046 / PO17	University of Vermont	
93.866	I	54,790	Aging Research	30917-05467-S01	Syracuse University	
93.866	I	21,311	Aging Research	674K531	University of Wisconsin at Madison	
93.866	I	16,726	Aging Research	90076	Hebrew SeniorLife	
93.866	I	13,230	Aging Research	91581	Hebrew Rehabilitation Center	
93.866	I	(1,918)	Aging Research	A03-0612	Duke University	
93.866	I	5,757	Aging Research	A03-3211	Duke University	
93.866	I	38,070	Aging Research	A030931	Duke University	
93.866	I	41,769	Aging Research	A032644	Duke University	
93.866	I	(6,264)	Aging Research	A12418	Rensselaer Polytechnic Institute (RPI)	
93.866	I	43,937	Aging Research	A18-0168-S001	University of California at Davis (UCD)	
93.866	I	702,100	Aging Research	A246253	Emory University (EU)	
93.866	I	385	Aging Research	CHA-263134/PO6711576	Mayo Clinic in Rochester	
93.866	I	48,033	Aging Research	CHH-263134 PO 67115	Mayo Clinic	
93.866	I	89,424	Aging Research	CNVA00061817 (131708	University of Pittsburgh	
93.866	I	110,103	Aging Research	FP062370 B	University of Chicago	
93.866	I	1,227	Aging Research	N/A	Brigham and Womens Hospital	
93.866	I	97,582	Aging Research	N/A	Cylerus, Inc	
93.866	I	179	Aging Research	N/A	Dignify Therapeutics	
93.866	I	60,395	Aging Research	PA-17-303	Treadwell Corporation	
93.866	I	173,921	Aging Research	RR540-193/4942156	University of Georgia	
93.866	I	1,534	Aging Research	SUBK00010829/PO30053	University of Michigan (UMICH)	
93.866	I	(1,221)	Aging Research	UTA15-000439	University of Texas at Austin	
93.866	I	14,884	Aging Research	UTA18-000524	University of Texas at Austin	
93.867	D	3,024,970	Vision Research			
93.867	I	4,564	Vision Research	10033536-00/ U000145	University of Utah	
93.867	I	25,145	Vision Research	10048893-01	University of Utah	
93.867	I	40,190	Vision Research	17710-00	University of Illinois	
93.867	I	25,307	Vision Research	LUM-1901A	Lummedica, Inc.	
93.867	I	20,198	Vision Research	N/A	Jaeb Center for Health Research	
93.879	D	685,284	Medical Library Assistance			
93.879	I	10,800	Medical Library Assistance	1600679	University of Maryland at Baltimore (UMB)	
93.879	I	2,576	Medical Library Assistance	1600679a	University of Maryland at Baltimore (UMB)	
93.884	D	180,552	Grants for Primary Care Training and Enhancement			
93.912	I	21,711	Rural Health Care Services Outreach, Rural Health Network Development and Small Health Care Provider Quality Improvement	G25RH32981	North Carolina Healthcare Quality Alliance	
93.918	D	714,934	Grants to Provide Outpatient Early Intervention Services with Respect to HIV Disease			
93.926	D	310,796	Healthy Start Initiative			
93.928	D	20,955	Special Projects of National Significance			
93.928	I	8,556	Special Projects of National Significance	309-0095	Duke University	
93.928	I	19,190	Special Projects of National Significance	309-0100	Duke University	
93.928	I	27,704	Special Projects of National Significance	U90HA29237	National AIDS Fund	
93.941	I	6,864	HIV Demonstration, Research, Public and Professional Education Projects	A046695	Emory University (EU)	
93.941	I	53,034	HIV Demonstration, Research, Public and Professional Education Projects	A261076	Emory University (EU)	
93.945	D	349,835	Assistance Programs for Chronic Disease Prevention and Control			
93.945	I	14,816	Assistance Programs for Chronic Disease Prevention and Control	0618-076	Alaska Department of Health and Social S	
93.945	I	129,404	Assistance Programs for Chronic Disease Prevention and Control	Subcontract CDC_0001	Crohns and Colitis Foundation of America	
93.969	D	803,680	PPHF Geriatric Education Centers			

SCHEDULE OF EXPENDITURES OF FEDERAL AWARDS (BY STATE AGENCY)

For the Fiscal Year Ended June 30, 2020

Federal CFDA Number	Direct/ Indirect	Program Expenditures	CFDA Program Title	Pass -Through Number	Pass -Through Entity Name	Additional Award Information
93.989	D	3,647,818	International Research and Research Training			
93.989	I	(4)	International Research and Research Training	1(GG010661-01)	Columbia University Trustees	
93.989	I	25,465	International Research and Research Training	60049839UNC	Northwestern University	
93.989	I	301	International Research and Research Training	A03-0372	Duke University	
93.989	I	22,854	International Research and Research Training	A03-2067	Duke University	
93.989	I	11,244	International Research and Research Training	A03-2250	Duke University	
93.989	I	22,942	International Research and Research Training	S005253	Stellenbosch University	
93.RD	D	(6,168)	U. S. Department of Health and Human Services			A13-1294-001
93.RD	D	(286)	U. S. Department of Health and Human Services			A14-0502-001
93.RD	D	6,337	U. S. Department of Health and Human Services			A16-0111-004
93.RD	D	179,289	U. S. Department of Health and Human Services			A16-0475-001
93.RD	D	469,759	U. S. Department of Health and Human Services			A17-0674-001
93.RD	D	943,184	U. S. Department of Health and Human Services			A17-0674-003
93.RD	D	1,254,852	U. S. Department of Health and Human Services			A17-0674-007
93.RD	D	982,010	U. S. Department of Health and Human Services			A17-0674-009
93.RD	D	705,556	U. S. Department of Health and Human Services			A17-0687-001
93.RD	D	171,912	U. S. Department of Health and Human Services			A17-0687-006
93.RD	D	1,556	U. S. Department of Health and Human Services			A17-0979-001
93.RD	D	541,864	U. S. Department of Health and Human Services			A17-1593-001
93.RD	D	49,106	U. S. Department of Health and Human Services			A17-1593-005
93.RD	D	51,719	U. S. Department of Health and Human Services			A17-1593-007
93.RD	D	40,046	U. S. Department of Health and Human Services			A17-1593-008
93.RD	D	35,009	U. S. Department of Health and Human Services			A18-0821-001
93.RD	D	677	U. S. Department of Health and Human Services			A18-1016-001
93.RD	D	12,433	U. S. Department of Health and Human Services			A18-1056-001
93.RD	D	8,293	U. S. Department of Health and Human Services			A18-1056-003
93.RD	D	719,774	U. S. Department of Health and Human Services			A18-1208-001
93.RD	D	667	U. S. Department of Health and Human Services			A18-1224-001
93.RD	D	12,777	U. S. Department of Health and Human Services			A18-1238-001
93.RD	D	9,856	U. S. Department of Health and Human Services			A19-0143-001
93.RD	D	4,275	U. S. Department of Health and Human Services			A19-0239-001
93.RD	D	541,757	U. S. Department of Health and Human Services			A19-0308-001
93.RD	D	2,119,695	U. S. Department of Health and Human Services			A19-0308-003
93.RD	D	39,376	U. S. Department of Health and Human Services			A19-0408-001
93.RD	D	39,044	U. S. Department of Health and Human Services			A19-0439-001
93.RD	D	115,795	U. S. Department of Health and Human Services			A19-0439-002
93.RD	D	947,713	U. S. Department of Health and Human Services			A19-0561-001
93.RD	D	40,937	U. S. Department of Health and Human Services			A19-0580-001
93.RD	D	342,977	U. S. Department of Health and Human Services			A19-0625-001
93.RD	D	3,436,749	U. S. Department of Health and Human Services			A19-0650-001
93.RD	D	113,866	U. S. Department of Health and Human Services			A19-0982-001
93.RD	D	109,645	U. S. Department of Health and Human Services			A19-0982-002
93.RD	D	54,692	U. S. Department of Health and Human Services			A19-1377-001
93.RD	D	120,159	U. S. Department of Health and Human Services			A19-1528-001
93.RD	D	583,144	U. S. Department of Health and Human Services			A20-0182-001
93.RD	D	222,312	U. S. Department of Health and Human Services			A20-0284-001
93.RD	D	4,544	U. S. Department of Health and Human Services			A20-0366-001
93.RD	D	27,078	U. S. Department of Health and Human Services			A20-0427-001
93.RD	D	16,434	U. S. Department of Health and Human Services			A20-0428-001
93.RD	D	990,100	U. S. Department of Health and Human Services			A20-0440-001
93.RD	D	333,911	U. S. Department of Health and Human Services			A20-0491-001
93.RD	D	25,593	U. S. Department of Health and Human Services			A20-0791-001
93.RD	I	119,745	U. S. Department of Health and Human Services	865654	Fred Hutchinson Cancer Research Center	A16-1238-009
93.RD	I	25,550	U. S. Department of Health and Human Services	865654	Fred Hutchinson Cancer Research Center	A16-1238-012
93.RD	I	5,084	U. S. Department of Health and Human Services	000500918-T013-008	University of Alabama at Birmingham	A17-1321-003
93.RD	I	889	U. S. Department of Health and Human Services	000524050-T006-005	University of Alabama at Birmingham	A18-1392-001
93.RD	I	10,210	U. S. Department of Health and Human Services	000524050-T009-011	University of Alabama at Birmingham	A17-1321-005
93.RD	I	(1,326)	U. S. Department of Health and Human Services	412400001	American Institutes for Research (AIR)	A17-0785-001
93.RD	I	11,234	U. S. Department of Health and Human Services	1-312-0214491-51947L	Research Triangle Institute (RTI) Interna	A15-1169-001
93.RD	I	5,150	U. S. Department of Health and Human Services	1-312-0216363-65291L	Research Triangle Institute (RTI) Interna	A18-1443-001
93.RD	I	190,372	U. S. Department of Health and Human Services	1-340-0216681-65421L	Research Triangle Institute (RTI) Interna	A19-0889-001
93.RD	I	1,776	U. S. Department of Health and Human Services	10-312-0213618-52723	Research Triangle Institute (RTI) Interna	A17-0759-001
93.RD	I	1,709	U. S. Department of Health and Human Services	11.11.09	DARTNet Institute	A16-1256-004
93.RD	I	3,553	U. S. Department of Health and Human Services	11.11.09	DARTNet Institute	A16-1256-005

SCHEDULE OF EXPENDITURES OF FEDERAL AWARDS (BY STATE AGENCY)

For the Fiscal Year Ended June 30, 2020

Federal CFDA Number	Direct/ Indirect	Program Expenditures	CFDA Program Title	Pass -Through Number	Pass -Through Entity Name	Additional Award Information
93.RD	I	(3,778)	U. S. Department of Health and Human Services	13XS093	SAIC-Frederick, Inc.	A13-1196-001
93.RD	I	37,001	U. S. Department of Health and Human Services	15-312-0214643-52624	Research Triangle Institute (RTI Interna	A17-0718-001
93.RD	I	28,373	U. S. Department of Health and Human Services	16-2910/PO2000005316	University of South Carolina (USC)	A16-1915-001
93.RD	I	16,678	U. S. Department of Health and Human Services	16-312-0214448-52718	Research Triangle Institute (RTI Interna	A17-1592-001
93.RD	I	957	U. S. Department of Health and Human Services	16-312-0214643-52634	Research Triangle Institute (RTI Interna	A16-1848-003
93.RD	I	1,234,689	U. S. Department of Health and Human Services	16X250	Leidos Biomedical Research	A17-0747-001
93.RD	I	36,829	U. S. Department of Health and Human Services	17-312-0214643-52761	Research Triangle Institute (RTI Interna	A17-1054-001
93.RD	I	381,576	U. S. Department of Health and Human Services	17X011	Leidos Biomedical Research	A17-1423-001
93.RD	I	18,077	U. S. Department of Health and Human Services	18-312-0214643-52894	Research Triangle Institute (RTI Interna	A17-1450-001
93.RD	I	150,963	U. S. Department of Health and Human Services	19-312-0214780-65388	Research Triangle Institute (RTI Interna	A19-0585-001
93.RD	I	679,270	U. S. Department of Health and Human Services	20-312-0214643-65059	Research Triangle Institute (RTI Interna	A18-0619-001
93.RD	I	47	U. S. Department of Health and Human Services	2017.707.001UNC	AcademyHealth	A18-0395-001
93.RD	I	73,526	U. S. Department of Health and Human Services	2017.707.001UNC	AcademyHealth	A18-0395-003
93.RD	I	201,720	U. S. Department of Health and Human Services	2017.707.001UNC	AcademyHealth	A18-0395-004
93.RD	I	2,177	U. S. Department of Health and Human Services	203-7902	Duke University	A18-1631-001
93.RD	I	1	U. S. Department of Health and Human Services	203-8758	Duke University	A15-1723-002
93.RD	I	13,155	U. S. Department of Health and Human Services	2038152	Duke University	A16-1108-001
93.RD	I	2,663	U. S. Department of Health and Human Services	218090	Duke University	A17-0734-001
93.RD	I	7,797	U. S. Department of Health and Human Services	218092	Duke University	A17-1711-001
93.RD	I	107	U. S. Department of Health and Human Services	226749	Duke University	A18-1627-001
93.RD	I	14,000	U. S. Department of Health and Human Services	23-312-0214643-65236	Research Triangle Institute (RTI Interna	A18-1213-001
93.RD	I	22,777	U. S. Department of Health and Human Services	233311	Duke University	A18-0620-002
93.RD	I	6,195	U. S. Department of Health and Human Services	235432	Duke University	A11-1616-001
93.RD	I	143,087	U. S. Department of Health and Human Services	25-312-0214643-65338	Research Triangle Institute (RTI Interna	A19-0420-001
93.RD	I	78,837	U. S. Department of Health and Human Services	27-312-0214643-65684	Research Triangle Institute (RTI Interna	A20-0541-001
93.RD	I	3,044	U. S. Department of Health and Human Services	28-312-0214643-65688	Research Triangle Institute (RTI Interna	A20-0479-001
93.RD	I	272	U. S. Department of Health and Human Services	29XS126/A59101	Leidos Biomedical Research	A11-0894-001
93.RD	I	13,737	U. S. Department of Health and Human Services	3-312-0214643-52101L	Research Triangle Institute (RTI Interna	A15-1611-001
93.RD	I	8,247	U. S. Department of Health and Human Services	30-312-0212305-52187	Research Triangle Institute (RTI Interna	A15-1714-001
93.RD	I	20,795	U. S. Department of Health and Human Services	30018-87-381	La Jolla Institute for Allergy and Immunology	A15-1256-005
93.RD	I	25,257	U. S. Department of Health and Human Services	30029-01-187-367	La Jolla Institute for Allergy and Immunology	A20-1046-001
93.RD	I	69,875	U. S. Department of Health and Human Services	3090105	Duke University	A20-0991-001
93.RD	I	38,791	U. S. Department of Health and Human Services	330336	Wake Forest University	A16-1845-005
93.RD	I	45,209	U. S. Department of Health and Human Services	330338	Wake Forest University	A16-1845-007
93.RD	I	477,802	U. S. Department of Health and Human Services	37223.2020.001 FPNT	John Snow, Inc. (JSI)	A19-0318-003
93.RD	I	177,226	U. S. Department of Health and Human Services	430429	University of Arizona	A17-1737-001
93.RD	I	97,273	U. S. Department of Health and Human Services	48845	Abt Associates, Inc.	A18-1160-001
93.RD	I	101,437	U. S. Department of Health and Human Services	49468	Abt Associates, Inc.	A18-1437-001
93.RD	I	25,874	U. S. Department of Health and Human Services	5-312-0214643-52341L	Research Triangle Institute (RTI Interna	A16-1520-001
93.RD	I	4,808	U. S. Department of Health and Human Services	5001441	Women and Infants Hospital of Rhode Island	A19-0310-001
93.RD	I	8,543	U. S. Department of Health and Human Services	575703 RIS 39438/00	Trustees of the Univ. of Pennsylvania	A19-1322-001
93.RD	I	45,450	U. S. Department of Health and Human Services	6-312-0214780-52373L	Research Triangle Institute (RTI Interna	A16-1228-001
93.RD	I	20,344	U. S. Department of Health and Human Services	6473-S07	Westat, Inc.	A19-1646-001
93.RD	I	3,350	U. S. Department of Health and Human Services	66111340819-01	University of Mississippi Medical Center	A19-0375-001
93.RD	I	27,200	U. S. Department of Health and Human Services	66111340819-01	University of Mississippi Medical Center	A19-0375-003
93.RD	I	39,090	U. S. Department of Health and Human Services	66111350819-11	University of Mississippi Medical Center	A19-0598-001
93.RD	I	163,330	U. S. Department of Health and Human Services	66111350819-11	University of Mississippi Medical Center	A19-0598-003
93.RD	I	35,823	U. S. Department of Health and Human Services	6632.01-S02	Westat, Inc.	A19-0974-001
93.RD	I	17,221	U. S. Department of Health and Human Services	6632.01-S02	Westat, Inc.	A19-0974-002
93.RD	I	(1,436)	U. S. Department of Health and Human Services	8-312-0214077-51973L	Research Triangle Institute (RTI Interna	A15-0970-001
93.RD	I	(414)	U. S. Department of Health and Human Services	888-11-16-04	Research Triangle Institute (RTI Interna	A13-0932-001
93.RD	I	11	U. S. Department of Health and Human Services	888-11-16-04/1-312-0	Research Triangle Institute (RTI Interna	A13-1333-001
93.RD	I	17,077	U. S. Department of Health and Human Services	9-312-0212791-51586L	Research Triangle Institute (RTI Interna	A14-0997-001
93.RD	I	(9,991)	U. S. Department of Health and Human Services	9-312-0213462-51888L	Research Triangle Institute (RTI Interna	A14-1724-001
93.RD	I	125,185	U. S. Department of Health and Human Services	A031034	Duke University	A20-0296-001
93.RD	I	94,505	U. S. Department of Health and Human Services	A032030	Duke University	A18-0620-003
93.RD	I	33,848	U. S. Department of Health and Human Services	A032305	Duke University	A20-0618-001
93.RD	I	30,515	U. S. Department of Health and Human Services	A032392	Duke University Clinical Research Institute	A20-0894-001
93.RD	I	452,881	U. S. Department of Health and Human Services	EA1151	ECOG-ACRIN Cancer Research Group	A18-0567-001
93.RD	I	19,685	U. S. Department of Health and Human Services	EA4151	ECOG-ACRIN Cancer Research Group	A18-0655-001
93.RD	I	128,444	U. S. Department of Health and Human Services	FPNTCUNCY3	John Snow, Inc. (JSI)	A19-0318-001
93.RD	I	25,615	U. S. Department of Health and Human Services	GEP/17/04	International Agency for Research on Can	A17-1676-001
93.RD	I	4,363	U. S. Department of Health and Human Services	HHS000738100001	Texas Department of State Health Service	A19-1781-001
93.RD	I	11,324	U. S. Department of Health and Human Services	HHSA2902015000071	Kaiser Foundation Research Institute	A16-1721-001

SCHEDULE OF EXPENDITURES OF FEDERAL AWARDS (BY STATE AGENCY)

For the Fiscal Year Ended June 30, 2020

Federal CFDA Number	Direct/ Indirect	Program Expenditures	CFDA Program Title	Pass -Through Number	Pass -Through Entity Name	Additional Award Information
93.RD	I	20,535	U. S. Department of Health and Human Services	HHSN-235518010000031	Duke University Clinical Research Institute	A19-0998-001
93.RD	I	44,643	U. S. Department of Health and Human Services	HHSP2332015000591	Manpower Demonstration Research Corporate	A17-1024-001
93.RD	I	6,298	U. S. Department of Health and Human Services	M114S01F1-NU2GGH0021	Centre for Infectious Disease Research i	A19-1340-001
93.RD	I	30,567	U. S. Department of Health and Human Services	M114S01F1-NU2GGH0021	Centre for Infectious Disease Research i	A19-1340-002
93.RD	I	213,648	U. S. Department of Health and Human Services	N/A	Alliant Health Solutions (AHS)	A17-1447-005
93.RD	I	176,741	U. S. Department of Health and Human Services	N/A	Brigham and Womens Hospital	A10-1773-001
93.RD	I	2,326	U. S. Department of Health and Human Services	N/A	Brigham and Womens Hospital	A10-1776-001
93.RD	I	32,154	U. S. Department of Health and Human Services	N/A	Cell Microsystems, Inc.	A18-1480-001
93.RD	I	24,472	U. S. Department of Health and Human Services	N/A	Duke University	A18-1631-003
93.RD	I	9,102	U. S. Department of Health and Human Services	N/A	Duke University	A19-1075-001
93.RD	I	50,510	U. S. Department of Health and Human Services	N/A	Duke University	A20-0947-001
93.RD	I	(1)	U. S. Department of Health and Human Services	N/A	KIYATEC Inc.	A15-0868-001
93.RD	I	6,244	U. S. Department of Health and Human Services	N/A	MCD Public Health	A19-0716-001
93.RD	I	838,989	U. S. Department of Health and Human Services	N/A	MacroGenics, Inc.	A16-1013-001
93.RD	I	547	U. S. Department of Health and Human Services	N/A	National Marrow Donor Program	A19-1564-001
93.RD	I	586	U. S. Department of Health and Human Services	N/A	National Marrow Donor Program	A20-0535-001
93.RD	I	51,740	U. S. Department of Health and Human Services	N/A	The Alliance for Clinical Trials in Oncology	A19-1481-001
93.RD	I	(27,793)	U. S. Department of Health and Human Services	N/A	University of Alabama at Birmingham	A07-1265-004
93.RD	I	28,638	U. S. Department of Health and Human Services	N/A	University of California at San Francisco	A08-1680-001
93.RD	I	13,169	U. S. Department of Health and Human Services	PHR-SSS-S-18-005487	Social and Scientific Systems (S3), Inc.	A19-0899-001
93.RD	I	134,292	U. S. Department of Health and Human Services	S-1084-003956-UNC	Applied Research Associates, Inc.	A20-0674-001
93.RD	I	17,401	U. S. Department of Health and Human Services	SP0016040 60053564	Northwestern University	A19-1395-001
93.RD	I	3,138	U. S. Department of Health and Human Services	SP0016040 60053565	Northwestern University	A19-1630-001
93.RD	I	124,476	U. S. Department of Health and Human Services	SUB000002146	University of Georgia Research Foundation	A20-0645-001
93.RD	I	35,732	U. S. Department of Health and Human Services	V0858A-D	Oregon State University	A20-1080-001
93.RD	I	46,305	U. S. Department of Health and Human Services	VUMC 80674	Vanderbilt University Medical Center	A20-1079-001
93.RD	I	(4,496)	U. S. Department of Health and Human Services	X17346M/X17346N	Leidos Biomedical Research	A17-1595-001
93.RD	I	51,599	U. S. Department of Health and Human Services	Z110	Zymeron Corporation	A20-0448-001
96.RD	I	397,640	U. S. Social Security Administration	6464-S-NC01-001	Westat, Inc.	A18-0543-001
97.061	D	3,186,542	Centers for Homeland Security			
97.077	D	28,673	Homeland Security Research, Development, Testing, Evaluation, and Demonstration of Technologies Related to Nuclear Threat Detection			
97.122	D	789,442	Bio-Preparedness Collaboratory			
97.RD	D	233,248	U. S. Department of Homeland Security			A17-0419-001
98.001	D	30,469,958	USAID Foreign Assistance for Programs Overseas			
98.001	I	107,298	USAID Foreign Assistance for Programs Overseas	102137.001.004.003.0	Family Health International	
98.001	I	108,305	USAID Foreign Assistance for Programs Overseas	21847	Helen Keller International	
98.001	I	67,383	USAID Foreign Assistance for Programs Overseas	4-340-0216030-65235L	Research Triangle Institute (RTI Interna)	
98.001	I	29,315	USAID Foreign Assistance for Programs Overseas	6-330-0216576-65556L	Research Triangle Institute (RTI Interna)	
98.001	I	24,726	USAID Foreign Assistance for Programs Overseas	AID.2134-01704575-SU	Program for Appropriate Technology in Health	
98.001	I	16,241	USAID Foreign Assistance for Programs Overseas	FPC-19-021	United States Pharmacopeia Convention	
98.001	I	71,310	USAID Foreign Assistance for Programs Overseas	SH1422	Population Council	
98.RD	D	(2,745)	U. S. Agency for International Development			A09-0394-001
98.RD	D	314,513	U. S. Agency for International Development			A14-1017-001
98.RD	D	2,628,052	U. S. Agency for International Development			A19-0401-001
98.RD	D	1,068,737	U. S. Agency for International Development			A19-1439-001
98.RD	I	(3,167)	U. S. Agency for International Development	100303/W0936	Family Health International	A14-1557-001
98.RD	I	1,682,387	U. S. Agency for International Development	2000010391	National Academy of Sciences	A19-1129-001
98.RD	I	530	U. S. Agency for International Development	7554.UNC-CH.01	National Opinion Research Center (NORC)	A18-1242-001
98.RD	I	30,000	U. S. Agency for International Development	9840045	Save the Children	A20-0160-001
98.RD	I	45,371	U. S. Agency for International Development	KHULISA/USAID/SUN-LE	Khulisa Management Services	A19-1660-001
98.RD	I	74,477	U. S. Agency for International Development	KHULISA/USAID/SUN-LE	Khulisa Management Services	A19-1660-002
98.RD	I	38	U. S. Agency for International Development	N/A	Right to Care	A15-0657-003
		<u>896,565,154</u>	Total - University of North Carolina at Chapel Hill			
University of North Carolina at Charlotte						
10.762	D	4,169	Solid Waste Management Grants			
11.468	I	114,355	Applied Meteorological Research	NA19NWS4680003	National Oceanic and Atmospheric Administration	
11.478	D	9,202	Center for Sponsored Coastal Ocean Research Coastal Ocean Program			
11.609	D	80,214	Measurement and Engineering Research and Standards			
12.002	I	75,575	Procurement Technical Assistance For Business Firms	UNC-C 2019-2 (DLA)	Small Business and Technology Development Center	
12.300	D	1,333,039	Basic and Applied Scientific Research			
12.300	I	3,024	Basic and Applied Scientific Research	2206-202-2023940	Clemson University	
12.420	D	399,921	Military Medical Research and Development			

SCHEDULE OF EXPENDITURES OF FEDERAL AWARDS (BY STATE AGENCY)

For the Fiscal Year Ended June 30, 2020

Federal CFDA Number	Direct/ Indirect	Program Expenditures	CFDA Program Title	Pass -Through Number	Pass -Through Entity Name	Additional Award Information
12.420	I	17,892	Military Medical Research and Development	7137164	Rhode Island Hospital	
12.431	D	1,184,209	Basic Scientific Research			
12.598	D	244,444	Centers for Academic Excellence			
12.630	D	912,532	Basic, Applied, and Advanced Research in Science and Engineering			
12.630	I	13,634	Basic, Applied, and Advanced Research in Science and Engineering	19-871-104	National Science Teachers Association	
12.630	I	1,463	Basic, Applied, and Advanced Research in Science and Engineering	20-871-029	National Science Teachers Association	
12.800	D	291,000	Air Force Defense Research Sciences Program			
12.902	D	139,127	Information Security Grants			
12.910	D	11,336	Research and Technology Development			
12.U06	D	279,237	U. S. Department of Defense			Program Manager in Defense Sciences
12.U07	I	27,912	U. S. Department of Defense	PO2003292859/96016927 CLIN 6	Johns Hopkins University	MEDE CRA PRI
12.U08	I	19,779	U. S. Department of Defense	1316.GS.UNCC.17.01	TDA Research, Inc.	Rewarming Solutions - Cryopreserved
12.U09	D	86	U. S. Department of Defense			Visual Analytics on the spread of P
12.U10	I	62,310	U. S. Department of Defense	2975-2017-0678	IRflex Corporation	STTR: Development of optical fibers
12.U11	I	32,791	U. S. Department of Defense	PO #8000-00112364	Rolls-Royce, PLC	Optimization Tools for Machining
12.U12	I	3,383	U. S. Department of Defense	S-001000	University of California, Riverside	Treatment of PFAS from Waste
12.U13	I	5,400	U. S. Department of Defense	TSC-1190-60000/PO#205402	Technology Services Corporation	Air Force University Engineering
12.U14	I	8,381	U. S. Department of Defense	2975-2018-0811	Nanohmics, Inc.	STTR: IR Scatter of nonlinear optic
12.U15	I	86,185	U. S. Department of Defense	DATED 08/01/2018	Hyperion Technology Group, Inc.	CERDEC Energy Mgmt System Tech Sup
12.U16	I	56,946	U. S. Department of Defense	2975-2018-0354	Nanohmics, Inc.	SBIR: Phase II - Optical Boundary
12.U17	I	197,418	U. S. Department of Defense	19-12-82709	Research Foundation of SUNY	PANACEA: Social Engineering Attacks
12.U18	I	44,543	U. S. Department of Defense	598094-78050	Northeastern University	Advancing Warfighter Technologies
12.U19	I	27,761	U. S. Department of Defense	M67854-17-C-6509	Nanohmics, Inc.	Light Secure, See-Through Display
12.U20	I	22,262	U. S. Department of Defense	S19001	MZA Associates Corporation	STTR: Semi-Analytic Fresnel Prop
12.U21	I	18,003	U. S. Department of Defense	US001-0000753894	Battelle Memorial Institute	NC Strategic Partnership
12.U22	I	2,739	U. S. Department of Defense	2975-20-0246	Nanohmics, Inc.	STTR: STTR Phase II: IR Scatter of
12.U23	I	19,295	U. S. Department of Defense	FA9451-17-C-0424 P00003	Rochester Precision Optics, LLC	Fabrication of Fast Axis Collimator
12.U24	D	18,383	U. S. Department of Defense			Project Title: Improving provider s
12.U25	I	14,100	U. S. Department of Defense	MON001-S-016-06 / PO# 009031	DZYNE Technologies, Inc	Air Force Univ Eng Design Challenge
12.U26	D	7,842	U. S. Department of Defense			Valuing diversity: a group-value ap
12.U27	I	13,444	U. S. Department of Defense	TSI-2640-20-2020968	Triton Systems, Inc.	Real Time Muzzle Velocity Feedback
12.U28	I	2,034	U. S. Department of Defense	S20-1014	MZA Associates Corporation	SBIR: Semi-Analytic Phase II
12.U29	I	4,999	U. S. Department of Defense	Amendment 2 see 530967	Center for Open Science	Replication of "Valsitersitersity:
15.506	D	62,179	Water Desalination Research and Development			
15.U02	I	13,092	U. S. Department of the Interior	2975-19-0098	NuSpot Technologies, LLC	SBIR: Super-resolving Phase Filter
16.560	D	94,136	National Institute of Justice Research, Evaluation, and Development Project Grants			
16.562	D	41,298	Criminal Justice Research and Development Graduate Research Fellowships			
16.830	D	104,299	Girls in the Juvenile Justice System			
16.833	I	11,874	National Sexual Assault Kit Initiative	PO#19022520	Charlotte Mecklenburg Police Dept	
16.838	I	27,817	Comprehensive Opioid, Stimulant, and Substance Abuse Program	CONTRACT # 34582191	Mecklenburg County	
19.901	I	284	Export Control and Related Border Security	FSCX-17-63351-0	U.S. Civilian Research and Development Foundation	
19.U01	I	96,221	U. S. Department of State	FSC1901_UNCCH_1.15.19	Institute of International Education Inc	Fulbright U.S. Program PreDeparture
19.U02	I	90,913	U. S. Department of State	FSC1901_UNCCH_1.15.19	Institute of International Education Inc	Fulbright U.S. Program PreDeparture
19.U03	I	12,562	U. S. Department of State	None Dated 11/21/2019	World Learning	Capacity Bldg Prog US Study Abroad
19.U04	I	2,389	U. S. Department of State	None Dated 11/21/2019	World Learning	Capacity Bldg Prog US Study Abroad
20.200	I	56,690	Highway Research and Development Program	019859WO1A	Iowa State University	
20.200	I	36,577	Highway Research and Development Program	019859WO2A	Iowa State University	
20.701	D	1,146,569	University Transportation Centers Program			
20.701	I	84,487	University Transportation Centers Program	21-1100-5726-UNCC	San Jose State University Research Foundation	
43.003	D	84,931	Exploration			
43.U02	I	34,488	U. S. National Aeronautics and Space Administration	190210-19-02-C1	Universal Technology Company, LLC	Implementation of Fringe Projection
43.U03	I	12,616	U. S. National Aeronautics and Space Administration	2975-2019-0697	OptiPro Systems LLC	SBIR: Advanced NM Coordinate Metro
43.U04	D	19,415	U. S. National Aeronautics and Space Administration			SBIR: Chromatic Interferometric Pro
45.129	I	243	Promotion of the Humanities Federal/State Partnership	17-33	North Carolina Humanities Council	
45.129	I	1,479	Promotion of the Humanities Federal/State Partnership	17-36	North Carolina Humanities Council	
47.041	D	1,874,282	Engineering			
47.041	I	44,012	Engineering	100830-1/PO# 92559	Clarkson University	
47.041	I	50,373	Engineering	2975-2018-0843	GAMDAN Optics Inc.	
47.041	I	4,536	Engineering	1919233	National Science Foundation	
47.041	I	21,281	Engineering	331236	Nova Southeastern University	
47.041	I	45,494	Engineering	# 416951G	University of Rochester	
47.041	I	2,212	Engineering	416833-G	University of Rochester	
47.041	I	36,652	Engineering	416952-G	University of Rochester	
47.041	I	47,295	Engineering	417244G	University of Rochester	

SCHEDULE OF EXPENDITURES OF FEDERAL AWARDS (BY STATE AGENCY)

For the Fiscal Year Ended June 30, 2020

Federal CFDA Number	Direct/ Indirect	Program Expenditures	CFDA Program Title	Pass -Through Number	Pass -Through Entity Name	Additional Award Information
47.041	I	35,342	Engineering	417245G	University of Rochester	
47.041	I	27,704	Engineering	417462/URFAO: GR5106330	University of Rochester	
47.041	I	9,171	Engineering	417463/URFAO: GR510865	University of Rochester	
47.041	I	48,191	Engineering	417464 / URFAO: GR106866	University of Rochester	
47.041	I	52,840	Engineering	417465 / URFAO: GR5106867	University of Rochester	
47.041	I	26,938	Engineering	417592/URFAO: GR510984	University of Rochester	
47.041	I	38,591	Engineering	417593/URFAO: GR510983	University of Rochester	
47.041	I	8,345	Engineering	417688	University of Rochester	
47.041	I	1,703	Engineering	UNCC8789	Western Michigan University	
47.049	D	627,109	Mathematical and Physical Sciences			
47.049	I	10,222	Mathematical and Physical Sciences	[G001686-7500	Southern Methodist University	
47.050	D	355,762	Geosciences			
47.050	I	32,297	Geosciences	1(GG012596)	Trustees of Columbia University in New York City	
47.070	D	2,952,165	Computer and Information Science and Engineering			
47.070	I	76,218	Computer and Information Science and Engineering	1908843	National Science Foundation	
47.070	I	48,318	Computer and Information Science and Engineering	1910844	National Science Foundation	
47.070	I	34,591	Computer and Information Science and Engineering	1924057	National Science Foundation	
47.070	I	33,300	Computer and Information Science and Engineering	1936534	National Science Foundation	
47.070	I	7,382	Computer and Information Science and Engineering	Agreement No. ULRF 18-1153	University of Louisville Research Foundation, Inc	
47.070	I	25,030	Computer and Information Science and Engineering	26100691061	University of Texas at Arlington	
47.074	D	1,175,117	Biological Sciences			
47.074	I	55,741	Biological Sciences	14-2657/PO 2000004359	University of South Carolina	
47.075	D	417,087	Social, Behavioral, and Economic Sciences			
47.075	I	11,188	Social, Behavioral, and Economic Sciences	2017-27	Davidson College	
47.076	D	2,217,351	Education and Human Resources			
47.076	I	115,338	Education and Human Resources	10000803-004	Purdue University	
47.076	I	24,651	Education and Human Resources	18-0072	University of Arizona	
47.079	I	14,892	Office of International Science and Engineering	OICE-19-65490-0	U.S. Civilian Research and Development Foundation	
47.083	D	958,889	Integrative Activities			
47.U02	D	82,630	U. S. National Science Foundation			IPA assignment with NSF
47.U03	I	4,863	U. S. National Science Foundation	417686/URFAO: GR511017	University of Rochester	Freeform Optics Metrology Round
47.U04	I	3,267	U. S. National Science Foundation	417685/URFAO: GR511016	University of Rochester	Freeform Lens Arrays Phase II
59.037	I	342,352	Small Business Development Centers	UNC-C 2019-1 SBA	Small Business and Technology Development Center	
64.U01	D	9,829	U. S. Department of Veterans Affairs			IPA Agreement-Further Implementation
66.516	D	6,231	P3 Award: National Student Design Competition for Sustainability			
81.086	D	438,310	Conservation Research and Development			
81.087	D	173,994	Renewable Energy Research and Development			
81.087	I	4	Renewable Energy Research and Development	10001630/DE-FOA-0000856	EPRI Electric Power Institute Inc	
81.087	I	73,949	Renewable Energy Research and Development	100035	Portland State University	
81.087	I	5,416	Renewable Energy Research and Development	100131	Portland State University	
81.135	I	140,480	Advanced Research Projects Agency - Energy	5645-UNCC-EARPA-0801	Pennsylvania State University	
81.U05	I	69,516	U. S. Department of Energy	309507	Brookhaven Science Associates, LLC	Support for Development of AIERCI
81.U06	I	4,047	U. S. Department of Energy	B621419	Lawrence Livermore Nat'l Lab	Surface Topography Measurements
81.U07	I	202,064	U. S. Department of Energy	390587	Battelle Memorial Institute	Increasing Distribution System
81.U08	I	47,592	U. S. Department of Energy	195684	Battelle Energy Alliance LLC	LDRD 18A12-132FP IN FY18
81.U09	I	5,048	U. S. Department of Energy	398387	Battelle Memorial Institute	Communication Bridge
81.U10	I	183,708	U. S. Department of Energy	PO# 4300152826	Consolidated Nuclear Security, LLC	SAM Task Order #430015826
81.U11	I	4,968	U. S. Department of Energy	PO# 4300154707	Consolidated Nuclear Security, LLC	Modulated Tool-Path Chip Breaking
81.U12	D	26,706	U. S. Department of Energy			Trusting Machine Learning
81.U13	I	19,625	U. S. Department of Energy	B632084	Lawrence Livermore Nat'l Lab	Surface Finish Measurement in X-Ray
81.U14	I	36,438	U. S. Department of Energy	B632084	Lawrence Livermore Nat'l Lab	Surface Finish Measurement in X-Ray
81.U15	I	84,530	U. S. Department of Energy	PO # N000294867	Honeywell Federal Manufacturing & Technologies, LLC	Non-Contact Dimensional Inspection
81.U16	I	49,892	U. S. Department of Energy	4000168055	UT-Battelle, LLC	Coordinated Control and Stability
81.U17	I	90,212	U. S. Department of Energy	B630948	Lawrence Livermore Nat'l Lab	In-process turning metrology and da
81.U18	I	30,324	U. S. Department of Energy	4000169978	UT-Battelle, LLC	Distributed Voltage Control
81.U19	D	53,028	U. S. Department of Energy			CAPER - Federal Memberships
81.U20	D	1,100	U. S. Department of Energy			CAPER - Federal Memberships
81.U21	I	224,770	U. S. Department of Energy	Task Order 4300160260	Consolidated Nuclear Security, LLC	CNS Task Order 4300160260
81.U22	I	257,051	U. S. Department of Energy	PO N000340727	Honeywell Federal Manufacturing & Technologies, LLC	Enhanced Optical Measurement Tech
81.U23	D	5,005	U. S. Department of Energy			CUDA Code Patterns
84.007	D	1,040,891	Federal Supplemental Educational Opportunity Grants			
84.027	I	43,386	Special Education Grants to States	PO114129	Sam Houston State University	
84.033	D	1,278,412	Federal Work-Study Program			
84.063	D	45,488,406	Federal Pell Grant Program			

SCHEDULE OF EXPENDITURES OF FEDERAL AWARDS (BY STATE AGENCY)

For the Fiscal Year Ended June 30, 2020

Federal CFDA Number	Direct/ Indirect	Program Expenditures	CFDA Program Title	Pass -Through Number	Pass -Through Entity Name	Additional Award Information
84.200	D	378,901	Graduate Assistance in Areas of National Need			
84.268	D	128,563,746	Federal Direct Student Loans			
84.305	I	35,147	Education Research, Development and Dissemination	Agmt dated 02/20/2017	Assoc of Public and Land Grant Universities (APLU)	
84.324	I	2,383	Research in Special Education	S-000828	University of California, Riverside	
84.324	I	40,969	Research in Special Education	362596	University of Connecticut	
84.324	I	71,691	Research in Special Education	FY2018-077	University of Kansas	
84.324	I	123,756	Research in Special Education	FY2019-001-M1	University of Kansas	
84.324	I	38,899	Research in Special Education	FY2019-013	University of Kansas Center for Research Inc	
84.325	D	847,051	Special Education - Personnel Development to Improve Services and Results for Children with Disabilities			
84.326	D	2,585,081	Special Education Technical Assistance and Dissemination to Improve Services and Results for Children with Disabilities			
84.326	I	214,931	Special Education Technical Assistance and Dissemination to Improve Services and Results for Children with Disabilities	A006557004	University of Minnesota	
84.336	D	84,785	Teacher Quality Partnership Grants			
84.373	I	32,005	Special Education Technical Assistance on State Data Collection	6738-S-008	WESTAT	
84.425E	D	8,404,787	COVID-19 - Education Stabilization Fund			
84.425F	D	4,000,000	COVID-19 - Education Stabilization Fund			
84.U05	I	7,651	U. S. Department of Education	04898	American Institutes for Research	NTACT/AIR Collaboration to Improve
93.070	I	10,056	Environmental Public Health and Emergency Response	2018-439	Gaston County Department of Health	
93.070	I	38,563	Environmental Public Health and Emergency Response	2020-014	Gaston County Department of Health	
93.113	I	25,376	Environmental Health	PO# 1001105196	Regents of University of Colorado	
93.113	I	45,290	Environmental Health	2-340-0127136-65711L	RTI International	
93.118	I	31,121	Acquired Immunodeficiency Syndrome (AIDS) Activity	38676916	Mecklenburg County	
93.124	D	30,180	Nurse Anesthetist Traineeship			
93.136	D	87,314	Injury Prevention and Control Research and State and Community Based Programs			
93.155	I	37,829	Rural Health Research Centers	3200002175-19-153	University of Kentucky Research Foundation	
93.155	I	8,869	Rural Health Research Centers	3200002175-19-186	University of Kentucky Research Foundation	
93.155	I	22,682	Rural Health Research Centers	3210001507-20-253	University of Kentucky Research Foundation	
93.155	I	3,120	Rural Health Research Centers	3210001507-20-254	University of Kentucky Research Foundation	
93.172	D	17,458	Human Genome Research			
93.191	D	113,356	Graduate Psychology Education			
93.226	I	388	Research on Healthcare Costs, Quality and Outcomes	WFUHS 118148	Wake Forest University Health Science	
93.243	I	192,177	Substance Abuse and Mental Health Services Projects of Regional and National Significance	37205061	Mecklenburg County Health Department	
93.243	I	3,774	Substance Abuse and Mental Health Services Projects of Regional and National Significance	20-130-100726-020	Old Dominion University	
93.243	I	5,559	Substance Abuse and Mental Health Services Projects of Regional and National Significance	012463-003	University of Cincinnati	
93.286	D	74,112	Discovery and Applied Research for Technological Innovations to Improve Human Health			
93.286	I	1,312	Discovery and Applied Research for Technological Innovations to Improve Human Health	18-0756-001	Ball State University	
93.310	D	67,020	Trans-NIH Research Support			
93.351	D	142,650	Research Infrastructure Programs			
93.351	I	56,968	Research Infrastructure Programs	18-SUBC-440-0000392244	Smithsonian Institution	
93.361	I	35,602	Nursing Research	3000301714 (A19-0163-S001)	Atrium Health	
93.389	D	316,260	National Center for Research Resources			
93.393	D	549,589	Cancer Cause and Prevention Research			
93.393	I	58	Cancer Cause and Prevention Research	2975-17-0453	Dualogics, LLC	
93.393	I	906	Cancer Cause and Prevention Research	2975-2019-0371	Radiant Creative Group, LLC	
93.395	D	148,192	Cancer Treatment Research			
93.395	I	611	Cancer Treatment Research	2037365	Duke University	
93.396	D	113,233	Cancer Biology Research			
93.433	I	10,094	ACL National Institute on Disability, Independent Living, and Rehabilitation Research	PO# WA00916590	University of Massachusetts	
93.732	D	427,301	Mental and Behavioral Health Education and Training Grants			
93.837	D	217,612	Cardiovascular Diseases Research			
93.846	D	170,848	Arthritis, Musculoskeletal and Skin Diseases Research			
93.847	I	207,861	Diabetes, Digestive, and Kidney Diseases Extramural Research	A031567	Duke University	
93.847	I	63,457	Diabetes, Digestive, and Kidney Diseases Extramural Research	VUMC 62470	Vanderbilt University	
93.853	D	38,453	Extramural Research Programs in the Neurosciences and Neurological Disorders			
93.853	I	78,386	Extramural Research Programs in the Neurosciences and Neurological Disorders	2117-209-2013228	Clemson University	
93.855	D	56,976	Allergy and Infectious Diseases Research			
93.855	I	74,612	Allergy and Infectious Diseases Research	0000979752	Fred Hutchinson Cancer Research Center	
93.855	I	22,096	Allergy and Infectious Diseases Research	60053372 UNCC	Northwestern University	

SCHEDULE OF EXPENDITURES OF FEDERAL AWARDS (BY STATE AGENCY)

For the Fiscal Year Ended June 30, 2020

Federal CFDA Number	Direct/ Indirect	Program Expenditures	CFDA Program Title	Pass -Through Number	Pass -Through Entity Name	Additional Award Information
93.859	D	1,600,255	Biomedical Research and Research Training			
93.859	I	1,600	Biomedical Research and Research Training	2018_006	Bowdoin College	
93.859	I	138,926	Biomedical Research and Research Training	1R35GM133376-01	National Institutes of Health	
93.865	D	13,164	Child Health and Human Development Extramural Research			
93.865	I	5,243	Child Health and Human Development Extramural Research	PO # 88167-1/ KFS# 5633480	University of Connecticut	
93.866	D	353,541	Aging Research			
93.866	I	30,583	Aging Research	PO# PM00495959/SP00012985-01	Georgia State University	
93.866	I	5,200	Aging Research	3003913736/P01AG02940910	University of Michigan	
93.925	D	1,886,773	Scholarships for Health Professions Students from Disadvantaged Backgrounds			
93.959	D	18,483	Block Grants for Prevention and Treatment of Substance Abuse			
93.959	I	20,000	Block Grants for Prevention and Treatment of Substance Abuse	Agreement dated 1/21/2020	Governor's Institute on Substance Abuse	
93.959	I	10,000	Block Grants for Prevention and Treatment of Substance Abuse	Agreement Dated 11/29/2018	Governor's Institute on Substance Abuse	
93.959	I	67,203	Block Grants for Prevention and Treatment of Substance Abuse	9100089-05	University of North Carolina System Office	
93.U04	D	47,421	U. S. Department of Health and Human Services			Cadence Adults Cadence and Intensit
97.083	I	145,381	Staffing for Adequate Fire and Emergency Response (SAFER)	070218	International Association of Fire Chiefs Inc	
97.083	I	4,400	Staffing for Adequate Fire and Emergency Response (SAFER)	Dated 05/06/2020	International Association of Fire Chiefs Inc	
97.U01	D	5,633	U. S. Department of Homeland Security			Mobile Security Management Tool
		223,273,488	Total - University of North Carolina at Charlotte			
University of North Carolina at Greensboro						
10.025	D	8,417	Plant and Animal Disease, Pest Control, and Animal Care			
10.253	D	27,644	Consumer Data and Nutrition Research			
10.310	D	469,583	Agriculture and Food Research Initiative (AFRI)			
10.310	I	47,645	Agriculture and Food Research Initiative (AFRI)	2027-207-2012546	Clemson University	
11.609	D	100,167	Measurement and Engineering Research and Standards			
12.431	D	54,236	Basic Scientific Research			
12.630	D	248,099	Basic, Applied, and Advanced Research in Science and Engineering			
14.900	I	22,346	Lead-Based Paint Hazard Control in Privately-Owned Housing	T-14816	City of Greensboro	
16.123	I	3,382	Community-Based Violence Prevention Program	205846	City of Fayetteville	
16.609	I	3,580	Project Safe Neighborhoods	Cjcontract#2017-5010	Greensboro Police Department	
16.609	I	13,494	Project Safe Neighborhoods	2018-GP-BX-0035	NC Gang Investigators	
20.205	D	16,975	Highway Planning and Construction			
43.007	D	14,177	Space Operations			
45.024	D	18,361	Promotion of the Arts Grants to Organizations and Individuals			
45.149	D	56	Promotion of the Humanities Division of Preservation and Access			
45.312	I	1,864	National Leadership Grants	20180239	Blackfeet Community College	
45.312	I	11,529	National Leadership Grants	2020-11	University of Oklahoma	
45.312	D	98,890	National Leadership Grants			
45.313	D	110,848	Laura Bush 21st Century Librarian Program			
47.041	D	189,329	Engineering			
47.041	I	123,682	Engineering	RG314-G2	Georgia Tech	
47.041	I	15,540	Engineering	087442-16573	University of Illinois at Urbana-Champaign	
47.041	I	17,379	Engineering	10000719-080	Purdue University	
47.041	I	16,266	Engineering	8233	Indiana University	
47.049	D	191,835	Mathematical and Physical Sciences			
47.050	D	56,028	Geosciences			
47.070	D	386,512	Computer and Information Science and Engineering			
47.070	I	13,824	Computer and Information Science and Engineering	096085-17569	University of Illinois at Urbana-Champaign	
47.074	D	118,568	Biological Sciences			
47.074	I	108,914	Biological Sciences	UTA18-001150	University of Texas at Austin	
47.075	D	75,474	Social, Behavioral, and Economic Sciences			
47.076	D	784,051	Education and Human Resources			
47.076	I	74,333	Education and Human Resources	DRL-1502755	Michigan State University	
47.076	I	150,068	Education and Human Resources	C00056306-1	University of Missouri	
47.076	I	70,791	Education and Human Resources	RC107583UNCG	Michigan Sate University	
47.076	I	82,503	Education and Human Resources	UNC-G 10114	Western Michigan University	
47.076	I	7,061	Education and Human Resources	P19-0163-Hutchins	American Educational Research Association	
47.076	I	36,819	Education and Human Resources	GO104-Y1	The Exploratorium	
47.076	I	47,311	Education and Human Resources	AWD00000927 (012362-)	University of Pittsburgh	
47.RD	I	36,755	U. S. National Science Foundation	205887	3i Nanotechnology, Inc	Program SBIR NSF-18-593
59.037	I	3,000	Small Business Development Centers	UNC-G 2019-1	Small Business and Technology Dev Center	
84.007	D	956,198	Federal Supplemental Educational Opportunity Grants			
84.033	D	634,854	Federal Work-Study Program			
84.038	D	4,412,000	Federal Perkins Loan Program Federal Capital Contributions			

SCHEDULE OF EXPENDITURES OF FEDERAL AWARDS (BY STATE AGENCY)

For the Fiscal Year Ended June 30, 2020

Federal CFDA Number	Direct/ Indirect	Program Expenditures	CFDA Program Title	Pass -Through Number	Pass -Through Entity Name	Additional Award Information
84.042	D	377,561	TRIO Student Support Services			
84.063	D	40,946,150	Federal Pell Grant Program			
84.160	I	7,000	Training Interpreters for Individuals who are Deaf and Individuals who are Deaf-Blind	H160C160001	St. Catherine University	
84.184	I	36,125	School Safety National Activities (formerly, Safe and Drug-Free Schools and Communities-National Programs)	S18X190008	Rockington County Schools	
84.217	D	261,121	TRIO McNair Post-Baccalaureate Achievement			
84.268	D	93,248,794	Federal Direct Student Loans			
84.283	D	1,232,098	Comprehensive Centers			
84.305	D	1,167,986	Education Research, Development and Dissemination			
84.305	I	10,178	Education Research, Development and Dissemination	7392	University of Illinois	
84.305	I	8,436	Education Research, Development and Dissemination	0467100007	American Institutes for Research	
84.324	I	21,763	Research in Special Education	FY2020-049	University of Kansas	
84.325	D	508,384	Special Education - Personnel Development to Improve Services and Results for Children with Disabilities			
84.325	I	8,764	Special Education - Personnel Development to Improve Services and Results for Children with Disabilities	UNCG 88405 19/20	Salus University	
84.325	I	378,782	Special Education - Personnel Development to Improve Services and Results for Children with Disabilities	A006557003	Regents of University of Minnesota	
84.336	D	1,213,677	Teacher Quality Partnership Grants			
84.351	I	320,478	Arts in Education	205797	Guilford County Schools	
84.365	D	401,257	English Language Acquisition State Grants			
84.379	D	16,890	Teacher Education Assistance for College and Higher Education Grants (TEACH Grants)			
84.408	D	5,830	Postsecondary Education Scholarships for Veteran's Dependents			
84.411	I	263,175	Education Innovation and Research (formerly Investing in Innovation (i3) Fund)	1516-013-01	Columbus State Community College	
84.423	I	174,863	Supporting Effective Educator Development Program	PO101183/SUB0001559	University of Florida	
84.423	I	27,130	Supporting Effective Educator Development Program	FY2019-054	University of Kansas	
84.425E	D	8,008,800	COVID-19 - Education Stabilization Fund			
84.RD	I	78,162	U. S. Department of Education	201910	University of Indianapolis	US DOE Ed Innovation & Research EIR Pg Grant
84.U06	I	1,100	U. S. Department of Education	CCRI 2018-2019	Child Care Resources Inc.	Race to the Top Early Learning Challenge Funds
84.U07	D	551,655	U. S. Department of Education			ED-ESE-14-c-0131
84.U08	D	978,145	U. S. Department of Education			47QRAA19D006U
89.003	D	101,814	National Historical Publications and Records Grants			
93.113	D	79,811	Environmental Health			
93.124	D	37,641	Nurse Anesthetist Traineeship			
93.191	D	47,200	Graduate Psychology Education			
93.213	D	307,884	Research and Training in Complementary and Integrative Health			
93.213	I	3,431	Research and Training in Complementary and Integrative Health	BPO10966	University of Washington	
93.213	I	411,842	Research and Training in Complementary and Integrative Health	G00205796	Washington State	
93.213	I	92,233	Research and Training in Complementary and Integrative Health	132416 G004045	Washington State	
93.242	D	665,905	Mental Health Research Grants			
93.242	I	7,347	Mental Health Research Grants	A031801	Duke University	
93.242	I	27,123	Mental Health Research Grants	A262837	Emory University	
93.243	I	2,971	Substance Abuse and Mental Health Services Projects of Regional and National Significance	2022	Reintegration Support Network	
93.247	D	10,633	Advanced Nursing Education Workforce Grant Program			
93.273	D	804,894	Alcohol Research Programs			
93.273	I	445,569	Alcohol Research Programs	5304-UNC-DHHS-2931	Pennsylvania State University	
93.279	D	257,583	Drug Abuse and Addiction Research Programs			
93.279	I	5,747	Drug Abuse and Addiction Research Programs	500392-78053	Northeastern University	
93.279	I	66,623	Drug Abuse and Addiction Research Programs	261444	Temple University	
93.279	I	9,129	Drug Abuse and Addiction Research Programs	A031813	Duke University	
93.286	D	69,427	Discovery and Applied Research for Technological Innovations to Improve Human Health			
93.350	I	10,028	National Center for Advancing Translational Sciences	417626G/UR FAO GR51	University of Rochester	
93.361	I	63,273	Nursing Research	205886	Prevention Strategies LLC	
93.395	D	189,054	Cancer Treatment Research			
93.395	I	2,998	Cancer Treatment Research	PO1CA125066	Ohio State University	
93.395	I	54,146	Cancer Treatment Research	4500002674	Boston University	
93.439	I	12,908	State Physical Activity and Nutrition (SPAN)	205864	NC Breastfeeding Coalition	
93.575	D	27,202	Child Care and Development Block Grant			
93.600	I	10,553	Head Start	205782	Guilford Child development	
93.647	I	87,906	Social Services Research and Demonstration	90Ph0028-01-00	Child Trends	
93.732	D	447,339	Mental and Behavioral Health Education and Training Grants			

SCHEDULE OF EXPENDITURES OF FEDERAL AWARDS (BY STATE AGENCY)

For the Fiscal Year Ended June 30, 2020

Federal CFDA Number	Direct/ Indirect	Program Expenditures	CFDA Program Title	Pass -Through Number	Pass -Through Entity Name	Additional Award Information
93.837	D	94,428	Cardiovascular Diseases Research			
93.837	I	7,238	Cardiovascular Diseases Research	107812557	University of Southern California	
93.847	D	423,810	Diabetes, Digestive, and Kidney Diseases Extramural Research			
93.847	I	162,547	Diabetes, Digestive, and Kidney Diseases Extramural Research	FY18.696.002	The Regents of the University of Colorado	
93.855	D	376,679	Allergy and Infectious Diseases Research			
93.855	I	77,764	Allergy and Infectious Diseases Research	FY18.938.001	University of Colorado Denver Hlth Sci Ctr	
93.859	D	799,831	Biomedical Research and Research Training			
93.859	I	3,631	Biomedical Research and Research Training	1R15GM119052-01	University of Alabama in Huntsville	
93.859	I	16,936	Biomedical Research and Research Training	2018002-01	Campbell University	
93.859	I	5,554	Biomedical Research and Research Training	G0107-Y1	The Exploratorium	
93.865	D	1,269,433	Child Health and Human Development Extramural Research			
93.865	I	2,353	Child Health and Human Development Extramural Research	2019-6-58223	California State Polytechnic University	
93.865	I	21,253	Child Health and Human Development Extramural Research	000516172-001	University of Alabama at Birmingham	
93.865	I	9,213	Child Health and Human Development Extramural Research	205897	Mother's Milk is Best	
93.866	D	701,809	Aging Research			
93.866	I	25,986	Aging Research	A03-1235	Duke University	
93.928	I	1,467	Special Projects of National Significance	WFUHS 119039	Wake Forest University Health Sciences	
93.941	I	23,003	HIV Demonstration, Research, Public and Professional Education Projects	WFUHS 100730-115800	Wake Forest University Health Sciences	
93.958	I	101,718	Block Grants for Community Mental Health Services	536974	Sandhills Center	
		<u>168,619,559</u>	Total - University of North Carolina at Greensboro			
University of North Carolina at Pembroke						
10.025	D	111,521	Plant and Animal Disease, Pest Control, and Animal Care			
12.431	D	51,281	Basic Scientific Research			
14.228	D	24,590	Community Development Block Grants/State's program and Non-Entitlement Grants in Hawaii			
16.525	D	195,782	Grants to Reduce Domestic Violence, Dating Violence, Sexual Assault, and Stalking on Campus			
17.259	I	538,761	WIOA Youth Activities	44-19-5467-YTH	LRCOG	
45.310	I	1,467	Grants to States	15-942-PE-02	NC State	
47.076	D	2,500	Education and Human Resources			
84.007	D	206,301	Federal Supplemental Educational Opportunity Grants			
84.033	D	188,916	Federal Work-Study Program			
84.038	D	781,031	Federal Perkins Loan Program Federal Capital Contributions			
84.042	D	305,440	TRIO Student Support Services			
84.063	D	17,016,734	Federal Pell Grant Program			
84.184	I	12,861	School Safety National Activities (formerly, Safe and Drug-Free Schools and Communities-National Programs)	Work Order # 20-0021	Public Schools of Robeson County	
84.268	D	39,921,040	Federal Direct Student Loans			
84.299	D	489,483	Indian Education -- Special Programs for Indian Children			
84.299	I	387,151	Indian Education -- Special Programs for Indian Children	2019-2020FEC	Lumbee Tribe	
84.379	D	40,865	Teacher Education Assistance for College and Higher Education Grants (TEACH Grants)			
84.382	D	338,550	Strengthening Minority-Serving Institutions			
84.425E	D	3,137,355	COVID-19 - Education Stabilization Fund			
84.425F	D	2,441,600	COVID-19 - Education Stabilization Fund			
93.398	I	14,932	Cancer Research Manpower	341-100200-114320	Wake Forest	
93.859	D	292,257	Biomedical Research and Research Training			
93.912	I	17,600	Rural Health Care Services Outreach, Rural Health Network Development and Small Health Care Provider Quality Improvement	G25RH32996-UNCP19	Robeson Health Care	
93.926	D	1,050,887	Healthy Start Initiative			
97.036	D	489,217	Disaster Grants - Public Assistance (Presidentially Declared Disasters)			
		<u>68,058,122</u>	Total - University of North Carolina at Pembroke			
University of North Carolina at Wilmington						
10.310	D	54,636	Agriculture and Food Research Initiative (AFRI)			
11.012	I	222,507	Integrated Ocean Observing System (IOOS)	1OOS.16(028)UNCW.LL.OBS.1	SECOORA	
11.021	I	23,155	NOAA Small Business Innovation Research (SBIR) Program	SBIR PROGRAM	Attogene	
11.022	I	29,989	Bipartisan Budget Act of 2018	I00S.19.15 UNCW LL SUP REPAIRS 1	SECOORA	
11.417	D	127,960	Sea Grant Support			
11.417	I	32,749	Sea Grant Support	2017-2018-012	University of Puerto Rico	
11.419	I	145,542	Coastal Zone Management Administration Awards	3004278672	Regents of the University of Michigan	
11.427	D	13,402	Fisheries Development and Utilization Research and Development Grants and Cooperative Agreements Program			
11.432	I	86,600	National Oceanic and Atmospheric Administration (NOAA) Cooperative Institutes	URJ58	Florida Atlantic University	

SCHEDULE OF EXPENDITURES OF FEDERAL AWARDS (BY STATE AGENCY)

For the Fiscal Year Ended June 30, 2020

Federal CFDA Number	Direct/ Indirect	Program Expenditures	CFDA Program Title	Pass -Through Number	Pass -Through Entity Name	Additional Award Information
11.439	D	45,430	Marine Mammal Data Program			
11.463	D	55,201	Habitat Conservation			
11.619	I	188,658	Arrangements for Interdisciplinary Research Infrastructure	PROJECT ID PC 1 0-10	University of Delaware	
11.999	D	124,608	Marine Debris Program			
12.300	D	157,010	Basic and Applied Scientific Research			
15.423	D	725,624	Bureau of Ocean Energy Management (BOEM) Environmental Studies (ES)			
15.630	D	10,679	Coastal			
15.663	I	4,766	NFWF-USFWS Conservation Partnership	0104.18.058866	National Fish and Wildlife Foundation	
15.678	D	18,937	Cooperative Ecosystem Studies Units			
15.810	D	3,581	National Cooperative Geologic Mapping			
15.945	D	142,566	Cooperative Research and Training Programs – Resources of the National Park System			
16.585	D	244,949	Drug Court Discretionary Grant Program			
19.408	D	184,234	Academic Exchange Programs - Teachers			
19.501	D	37,892	Public Diplomacy Programs for Afghanistan and Pakistan			
19.900	D	24,999	AEECA/ESF PD Programs			
27.011	D	13,003	Intergovernmental Personnel Act (IPA) Mobility Program			
43.001	D	125,548	Science			
45.024	D	10,524	Promotion of the Arts Grants to Organizations and Individuals			
47.041	D	32,531	Engineering			
47.049	D	137,657	Mathematical and Physical Sciences			
47.050	D	986,606	Geosciences			
47.050	I	19,602	Geosciences	104030291	University of California at San Diego	
47.074	D	199,515	Biological Sciences			
47.074	I	63,765	Biological Sciences	420-66-08A	Iowa State University	
47.075	D	12,339	Social, Behavioral, and Economic Sciences			
47.075	I	11,975	Social, Behavioral, and Economic Sciences	A17-1027-S001	University of Tennessee	
47.076	D	183,412	Education and Human Resources			
47.079	D	144,212	Office of International Science and Engineering			
64.034	D	27,515	VA Grants for Adaptive Sports Programs for Disabled Veterans and Disabled Members of the Armed Forces			
66.456	I	10,153	National Estuary Program	S1702	Barneget Bay Partnership	
66.460	I	7,908	Nonpoint Source Implementation Grants	2020-03-24-001	Cape Fear River Watch	
84.007	D	437,103	Federal Supplemental Educational Opportunity Grants			
84.033	D	635,359	Federal Work-Study Program			
84.038	D	2,231,019	Federal Perkins Loan Program Federal Capital Contributions			
84.063	D	19,360,416	Federal Pell Grant Program			
84.268	D	73,440,076	Federal Direct Student Loans			
84.305	I	8,909	Education Research, Development and Dissemination	343-0812	Duke University	
84.379	D	32,378	Teacher Education Assistance for College and Higher Education Grants (TEACH Grants)			
84.425E	D	4,376,550	COVID-19 - Education Stabilization Fund			
93.113	I	106,400	Environmental Health	2017-001	SeaTox Research Inc	
93.121	I	57,608	Oral Diseases and Disorders Research	2017-3474	University of California	
93.243	I	5,733	Substance Abuse and Mental Health Services Projects of Regional and National Significance	UNCW- SAMHSA-01	County of Brunswick	
93.243	I	8,944	Substance Abuse and Mental Health Services Projects of Regional and National Significance	UNC -SAMHSA-02	County of Brunswick	
93.273	D	70,652	Alcohol Research Programs			
93.273	I	18,899	Alcohol Research Programs	A031841	Duke University	
93.273	I	28,247	Alcohol Research Programs	125283298 MP/PO S9002478	University of California at San Diego	
93.279	D	43,289	Drug Abuse and Addiction Research Programs			
93.361	I	12,015	Nursing Research	10037474-UNC	University of Utah	
93.516	I	240	Public Health Training Centers Program	T983739	Emory University	
93.516	I	20,426	Public Health Training Centers Program	A180407	Emory University	
93.847	D	62,867	Diabetes, Digestive, and Kidney Diseases Extramural Research			
93.855	I	25,203	Allergy and Infectious Diseases Research	A18-0078-S001	The Board of Trustees of Illinois State	
93.859	D	82,441	Biomedical Research and Research Training			
93.866	D	73,498	Aging Research			
94.026	I	13,531	National Service and Civic Engagement Research Competition	18-393	Arizona State University	
		<u>105,843,742</u>	Total - University of North Carolina at Wilmington			

University of North Carolina School of the Arts

45.024	D	50,000	Promotion of the Arts Grants to Organizations and Individuals
84.007	D	57,000	Federal Supplemental Educational Opportunity Grants

SCHEDULE OF EXPENDITURES OF FEDERAL AWARDS (BY STATE AGENCY)

For the Fiscal Year Ended June 30, 2020

Federal CFDA Number	Direct/ Indirect	Program Expenditures	CFDA Program Title	Pass -Through Number	Pass -Through Entity Name	Additional Award Information
84.033	D	38,516	Federal Work-Study Program			
84.063	D	1,165,061	Federal Pell Grant Program			
84.268	D	6,901,786	Federal Direct Student Loans			
84.425E	D	423,800	COVID-19 - Education Stabilization Fund			
		<u>8,636,163</u>	Total - University of North Carolina School of the Arts			
Western Carolina University						
10.435	D	100,184	State Mediation Grants			
10.652	D	34,706	Forestry Research			
10.664	D	26,145	Cooperative Forestry Assistance			
10.675	D	4,963	Urban and Community Forestry Program			
10.699	D	158,549	Partnership Agreements			
11.303	D	142,277	Economic Development Technical Assistance			
15.657	D	62,661	Endangered Species Recovery Implementation			
15.945	D	139,665	Cooperative Research and Training Programs – Resources of the National Park System			
17.502	D	46,426	Occupational Safety and Health Susan Harwood Training Grants			
43.001	I	10,135	Science	0946	Rutgers University	
45.024	D	269	Promotion of the Arts Grants to Organizations and Individuals			
45.310	I	47,040	Grants to States	NC-19-26	State Library	
47.049	I	2,871	Mathematical and Physical Sciences	OXY-CURM0027	Occidental College	
47.050	D	95,425	Geosciences			
47.074	D	120,509	Biological Sciences			
47.076	D	119,217	Education and Human Resources			
77.008	D	154,817	U.S. Nuclear Regulatory Commission Scholarship and Fellowship Program			
84.007	D	405,409	Federal Supplemental Educational Opportunity Grants			
84.010	D	782	Title I Grants to Local Educational Agencies			
84.027	D	8,624	Special Education Grants to States			
84.033	D	565,833	Federal Work-Study Program			
84.038	D	4,445,889	Federal Perkins Loan Program Federal Capital Contributions			
84.044	D	345,208	TRIO Talent Search			
84.063	D	18,065,174	Federal Pell Grant Program			
84.268	D	56,653,792	Federal Direct Student Loans			
84.325	D	376,476	Special Education - Personnel Development to Improve Services and Results for Children with Disabilities			
84.335	D	40,741	Child Care Access Means Parents in School			
84.367	D	3,960	Supporting Effective Instruction State Grants (formerly Improving Teacher Quality State Grants)			
84.379	D	23,010	Teacher Education Assistance for College and Higher Education Grants (TEACH Grants)			
84.408	D	5,829	Postsecondary Education Scholarships for Veteran's Dependents			
84.425E	D	3,187,004	COVID-19 - Education Stabilization Fund			
84.425F	D	4,446,703	COVID-19 - Education Stabilization Fund			
93.124	D	20,455	Nurse Anesthetist Traineeship			
93.247	D	168,509	Advanced Nursing Education Workforce Grant Program			
93.262	I	2,660	Occupational Safety and Health Program	3210001070-19-126	NIOSH - University of Kentucky	
93.307	I	79,679	Minority Health and Health Disparities Research	127687 G003655	USDHHS via Washington State University	
93.323	I	30,420	Epidemiology and Laboratory Capacity for Infectious Diseases (ELC)	39489	USDHHS	
93.359	D	632,078	Nurse Education, Practice Quality and Retention Grants			
93.391	I	64,587	Activities to Support State, Tribal, Local and Territorial (STLT) Health Department Response to Public Health or Healthcare Crises	2018-110701	CDC via NACCHO	
93.732	D	520,734	Mental and Behavioral Health Education and Training Grants			
93.847	I	25,307	Diabetes, Digestive, and Kidney Diseases Extramural Research	FY20.001.020	USDHHS via University of Colorado	
93.933	I	65,547	Demonstration Projects for Indian Health	WCU-1400-01	USDHHS via USET	
97.061	I	40,133	Centers for Homeland Security	ASUB00000371	Homeland Security via Arizona State University	
		<u>91,490,402</u>	Total - Western Carolina University			
Winston-Salem State University						
10.310	D	53,174	Agriculture and Food Research Initiative (AFRI)			
10.559	D	27,554	Summer Food Service Program for Children			
12.598	D	27,467	Centers for Academic Excellence			
12.900	D	74,564	Language Grant Program			
15.670	D	20,478	Adaptive Science			
20.233	D	25,596	Border Enforcement Grants			
43.008	D	30,275	Office of Stem Engagement (OSTEM)			

SCHEDULE OF EXPENDITURES OF FEDERAL AWARDS (BY STATE AGENCY)

For the Fiscal Year Ended June 30, 2020

Federal CFDA Number	Direct/ Indirect	Program Expenditures	CFDA Program Title	Pass -Through Number	Pass -Through Entity Name	Additional Award Information
45.310	D	3,974	Grants to States			
47.041	D	139,866	Engineering			
47.049	D	155,913	Mathematical and Physical Sciences			
47.070	D	40,901	Computer and Information Science and Engineering			
47.074	D	4,866	Biological Sciences			
47.075	D	96,243	Social, Behavioral, and Economic Sciences			
47.076	D	1,168,887	Education and Human Resources			
47.076	I	84,054	Education and Human Resources	211238A	Boise State University	
84.007	D	468,298	Federal Supplemental Educational Opportunity Grants			
84.015	D	1,188	National Resource Centers Program for Foreign Language and Area Studies or Foreign Language and International Studies Program and Foreign Language and Area Studies Fellowship Program			
84.031	D	4,984,231	Higher Education Institutional Aid			
84.033	D	778,708	Federal Work-Study Program			
84.042	D	255,549	TRIO Student Support Services			
84.063	D	15,758,355	Federal Pell Grant Program			
84.129	D	430,481	Rehabilitation Long-Term Training			
84.268	D	34,432,250	Federal Direct Student Loans			
84.382	D	439,449	Strengthening Minority-Serving Institutions			
84.425E	D	3,058,529	COVID-19 - Education Stabilization Fund			
84.425F	D	3,058,528	COVID-19 - Education Stabilization Fund			
90.500	D	41,912	International Broadcasting Independent Grantee Organizations			
93.307	D	175,024	Minority Health and Health Disparities Research			
93.350	D	2,150	National Center for Advancing Translational Sciences			
93.398	D	6,469	Cancer Research Manpower			
93.761	D	41,877	Evidence-Based Falls Prevention Programs Financed Solely by Prevention and Public Health Funds (PPHF)			
93.779	D	74,569	Centers for Medicare and Medicaid Services (CMS) Research, Demonstrations and Evaluations			
93.847	D	18,435	Diabetes, Digestive, and Kidney Diseases Extramural Research			
93.859	D	206,236	Biomedical Research and Research Training			
93.866	D	144,154	Aging Research			
93.925	D	1,077,265	Scholarships for Health Professions Students from Disadvantaged Backgrounds			
		67,407,470	Total - Winston-Salem State University			
		2,828,475,602	Total — University of North Carolina System			

Community Colleges:**Alamance Community College**

47.049	D	33,099	Mathematical and Physical Sciences
84.007	D	58,000	Federal Supplemental Educational Opportunity Grants
84.031	D	134,587	Higher Education Institutional Aid
84.033	D	100,605	Federal Work-Study Program
84.063	D	6,352,389	Federal Pell Grant Program
84.425E	D	337,148	COVID-19 - Education Stabilization Fund
		7,015,828	Total - Alamance Community College

Asheville-Buncombe Technical Community College

17.258	I	256,033	WIOA Adult Program	WIOA Title I Adult Services	Mountain Area Workforce Dev Board
17.259	I	64,975	WIOA Youth Activities	Empower WNC: Empowerment to Employment (Enhancement Grant)	Mountain Area Workforce Dev Board
17.259	I	38,332	WIOA Youth Activities	WIOA Title I Innovation Grant (UpSkill WNC)	Mountain Area Workforce Dev Board
17.259	I	82,927	WIOA Youth Activities	WIOA Title I Finish Line Grants (Student Support)	Mountain Area Workforce Dev Board
17.278	I	179,910	WIOA Dislocated Worker Formula Grants	WIOA Title I Dislocated Worker Services	Mountain Area Workforce Dev Board
17.278	I	65,238	WIOA Dislocated Worker Formula Grants	WIOA Title I Work-Based Learning – Contingency and Enhancement Funds	Mountain Area Workforce Dev Board
17.278	I	21,123	WIOA Dislocated Worker Formula Grants	WIOA Title I Finish Line Grants- Administrative Funds	Mountain Area Workforce Dev Board
47.076	D	246,805	Education and Human Resources		
84.007	D	156,424	Federal Supplemental Educational Opportunity Grants		
84.033	D	182,824	Federal Work-Study Program		
84.063	D	8,234,231	Federal Pell Grant Program		
84.268	D	4,448,665	Federal Direct Student Loans		

SCHEDULE OF EXPENDITURES OF FEDERAL AWARDS (BY STATE AGENCY)

For the Fiscal Year Ended June 30, 2020

Federal CFDA Number	Direct/ Indirect	Program Expenditures	CFDA Program Title	Pass -Through Number	Pass -Through Entity Name	Additional Award Information
84.425E	D	1,837,440	COVID-19 - Education Stabilization Fund			
84.425F	D	112,876	COVID-19 - Education Stabilization Fund			
		<u>15,927,803</u>	Total - Asheville-Buncombe Technical Community College			
<u>Beaufort County Community College</u>						
84.007	D	29,376	Federal Supplemental Educational Opportunity Grants			
84.033	D	19,989	Federal Work-Study Program			
84.042	D	450,514	TRIO Student Support Services			
84.063	D	2,250,958	Federal Pell Grant Program			
84.425E	D	347,710	COVID-19 - Education Stabilization Fund			
84.425F	D	347,709	COVID-19 - Education Stabilization Fund			
		<u>3,446,256</u>	Total - Beaufort County Community College			
<u>Bladen Community College</u>						
17.258	D	109,707	WIOA Adult Program			
17.259	D	95,833	WIOA Youth Activities			
17.278	D	79,293	WIOA Dislocated Worker Formula Grants			
84.007	D	70,200	Federal Supplemental Educational Opportunity Grants			
84.033	D	42,482	Federal Work-Study Program			
84.063	D	2,959,468	Federal Pell Grant Program			
84.425E	D	430,981	COVID-19 - Education Stabilization Fund			
		<u>3,787,964</u>	Total - Bladen Community College			
<u>Blue Ridge Community College</u>						
17.258	D	101,275	WIOA Adult Program			
17.259	D	102,004	WIOA Youth Activities			
17.278	D	240,052	WIOA Dislocated Worker Formula Grants			
17.285	D	51,560	Apprenticeship USA Grants			
23.001	D	69,720	Appalachian Regional Development (See individual Appalachian Programs)			
64.028	D	59,332	Post-9/11 Veterans Educational Assistance			
84.007	D	44,850	Federal Supplemental Educational Opportunity Grants			
84.033	D	39,514	Federal Work-Study Program			
84.063	D	2,758,814	Federal Pell Grant Program			
84.268	D	1,675,336	Federal Direct Student Loans			
84.425E	D	614,050	COVID-19 - Education Stabilization Fund			
84.425F	D	36,170	COVID-19 - Education Stabilization Fund			
		<u>5,792,677</u>	Total - Blue Ridge Community College			
<u>Brunswick Community College</u>						
84.007	D	67,930	Federal Supplemental Educational Opportunity Grants			
84.033	D	31,032	Federal Work-Study Program			
84.063	D	2,402,481	Federal Pell Grant Program			
		<u>2,501,443</u>	Total - Brunswick Community College			
<u>Caldwell Community College and Technical Institute</u>						
84.007	D	49,051	Federal Supplemental Educational Opportunity Grants			
84.033	D	85,215	Federal Work-Study Program			
84.042	D	290,564	TRIO Student Support Services			
84.063	D	5,281,422	Federal Pell Grant Program			
84.425E	D	431,008	COVID-19 - Education Stabilization Fund			
84.425F	D	18,352	COVID-19 - Education Stabilization Fund			
		<u>6,155,612</u>	Total - Caldwell Community College and Technical Institute			
<u>Cape Fear Community College</u>						
11.619	D	10,267	Arrangements for Interdisciplinary Research Infrastructure			
45.310	D	1,536	Grants to States			
47.076	D	77,943	Education and Human Resources			
84.007	D	163,849	Federal Supplemental Educational Opportunity Grants			
84.031	D	382,539	Higher Education Institutional Aid			
84.033	D	154,422	Federal Work-Study Program			
84.063	D	12,666,466	Federal Pell Grant Program			
84.268	D	5,780,302	Federal Direct Student Loans			

SCHEDULE OF EXPENDITURES OF FEDERAL AWARDS (BY STATE AGENCY)

For the Fiscal Year Ended June 30, 2020

Federal CFDA Number	Direct/ Indirect	Program Expenditures	CFDA Program Title	Pass -Through Number	Pass -Through Entity Name	Additional Award Information
84.425E	D	1,109,990	COVID-19 - Education Stabilization Fund			
84.425F	D	358,446	COVID-19 - Education Stabilization Fund			
		20,705,760	Total - Cape Fear Community College			
<u>Carteret Community College</u>						
17.258	I	206,100	WIOA Adult Program	4020	ECWDB	
17.258	I	36,475	WIOA Adult Program	4030	ECWDB	
17.258	I	12,692	WIOA Adult Program	4050FLG	ECWDB	
17.259	I	108,745	WIOA Youth Activities	4040	ECWDB	
17.259	I	3,141	WIOA Youth Activities	4040IS	ECWDB	
84.007	D	77,776	Federal Supplemental Educational Opportunity Grants			
84.033	D	60,693	Federal Work-Study Program			
84.042	D	230,854	TRIO Student Support Services			
84.063	D	2,661,270	Federal Pell Grant Program			
		3,397,746	Total - Carteret Community College			
<u>Catawba Valley Community College</u>						
11.020	D	209,428	Cluster Grants			
45.310	D	493	Grants to States			
84.007	D	105,222	Federal Supplemental Educational Opportunity Grants			
84.033	D	154,837	Federal Work-Study Program			
84.063	D	6,469,918	Federal Pell Grant Program			
84.425E	D	1,137,640	COVID-19 - Education Stabilization Fund			
84.425F	D	99,152	COVID-19 - Education Stabilization Fund			
		8,176,690	Total - Catawba Valley Community College			
<u>Central Carolina Community College</u>						
17.274	D	335,262	YouthBuild			
47.076	D	155,166	Education and Human Resources			
84.007	D	101,027	Federal Supplemental Educational Opportunity Grants			
84.033	D	97,627	Federal Work-Study Program			
84.042	D	441,461	TRIO Student Support Services			
84.047	D	1,080,077	TRIO Upward Bound			
84.063	D	7,363,040	Federal Pell Grant Program			
84.116	D	1,675,323	Fund for the Improvement of Postsecondary Education			
84.425E	D	636,875	COVID-19 - Education Stabilization Fund			
84.425F	D	57,865	COVID-19 - Education Stabilization Fund			
		11,943,723	Total - Central Carolina Community College			
<u>Central Piedmont Community College</u>						
17.259	I	783,272	WIOA Youth Activities	2040-36	Charlotte Works	
17.278	I	28,422	WIOA Dislocated Worker Formula Grants	4000017295	Charlotte Works	
47.076	D	437,313	Education and Human Resources			
47.076	I	15,405	Education and Human Resources	1601452	Riverside Community College District	
84.007	D	568,336	Federal Supplemental Educational Opportunity Grants			
84.033	D	647,506	Federal Work-Study Program			
84.042	D	286,262	TRIO Student Support Services			
84.063	D	27,048,403	Federal Pell Grant Program			
84.116	D	17,281	Fund for the Improvement of Postsecondary Education			
84.425E	D	3,195,150	COVID-19 - Education Stabilization Fund			
84.425F	D	671,686	COVID-19 - Education Stabilization Fund			
		33,699,036	Total - Central Piedmont Community College			
<u>Cleveland Community College</u>						
84.007	D	42,857	Federal Supplemental Educational Opportunity Grants			
84.033	D	81,762	Federal Work-Study Program			
84.042	D	258,062	TRIO Student Support Services			
84.044	D	279,368	TRIO Talent Search			
84.063	D	4,125,473	Federal Pell Grant Program			
84.425M	D	3,219	COVID-19 - Education Stabilization Fund			
84.RD	D	101,019	U. S. Department of Education			First in the World
		4,891,760	Total - Cleveland Community College			

SCHEDULE OF EXPENDITURES OF FEDERAL AWARDS (BY STATE AGENCY)

For the Fiscal Year Ended June 30, 2020

Federal CFDA Number	Direct/ Indirect	Program Expenditures	CFDA Program Title	Pass -Through Number	Pass -Through Entity Name	Additional Award Information
<u>Coastal Carolina Community College</u>						
17.258	I	225,677	WIOA Adult Program	19-4020-40-6035-07	ECWDB	
17.259	I	94,651	WIOA Youth Activities	19-4040-40-6035-07	ECWDB	
17.259	I	4,672	WIOA Youth Activities	19-4050FLG-40-6035-07	ECWDB	
17.278	I	104,302	WIOA Dislocated Worker Formula Grants	19-4030-40-6035-07	ECWDB	
17.278	I	124,097	WIOA Dislocated Worker Formula Grants	19-4050-40-6035-07	ECWDB	
84.007	D	132,861	Federal Supplemental Educational Opportunity Grants			
84.033	D	139,379	Federal Work-Study Program			
84.063	D	7,321,668	Federal Pell Grant Program			
84.408	D	2,914	Postsecondary Education Scholarships for Veteran's Dependents			
84.425E	D	15,800	COVID-19 - Education Stabilization Fund			
		<u>8,166,021</u>	Total - Coastal Carolina Community College			
<u>College of the Albemarle</u>						
84.007	D	58,733	Federal Supplemental Educational Opportunity Grants			
84.033	D	34,664	Federal Work-Study Program			
84.063	D	2,701,113	Federal Pell Grant Program			
84.425E	D	116,000	COVID-19 - Education Stabilization Fund			
		<u>2,910,510</u>	Total - College of the Albemarle			
<u>Craven Community College</u>						
47.076	D	35,951	Education and Human Resources			
84.007	D	92,848	Federal Supplemental Educational Opportunity Grants			
84.031	D	308,117	Higher Education Institutional Aid			
84.033	D	96,969	Federal Work-Study Program			
84.042	D	236,516	TRIO Student Support Services			
84.063	D	4,559,686	Federal Pell Grant Program			
84.425E	D	201,250	COVID-19 - Education Stabilization Fund			
		<u>5,531,337</u>	Total - Craven Community College			
<u>Davidson County Community College</u>						
84.007	D	196,994	Federal Supplemental Educational Opportunity Grants			
84.031	D	208,814	Higher Education Institutional Aid			
84.033	D	114,502	Federal Work-Study Program			
84.042	D	257,166	TRIO Student Support Services			
84.044	D	299,574	TRIO Talent Search			
84.047	D	289,212	TRIO Upward Bound			
84.063	D	6,408,740	Federal Pell Grant Program			
84.268	D	4,269,509	Federal Direct Student Loans			
84.425E	D	1,315,907	COVID-19 - Education Stabilization Fund			
84.425F	D	86,917	COVID-19 - Education Stabilization Fund			
		<u>13,447,335</u>	Total - Davidson County Community College			
<u>Durham Technical Community College</u>						
84.007	D	124,813	Federal Supplemental Educational Opportunity Grants			
84.033	D	126,909	Federal Work-Study Program			
84.063	D	7,200,521	Federal Pell Grant Program			
84.268	D	3,470,221	Federal Direct Student Loans			
84.425E	D	1,118,000	COVID-19 - Education Stabilization Fund			
84.425F	D	401,982	COVID-19 - Education Stabilization Fund			
94.002	D	51,431	Retired and Senior Volunteer Program			
		<u>12,493,877</u>	Total - Durham Technical Community College			
<u>Edgecombe Community College</u>						
45.310	D	1,500	Grants to States			
84.007	D	98,525	Federal Supplemental Educational Opportunity Grants			
84.031	D	413,477	Higher Education Institutional Aid			
84.033	D	74,353	Federal Work-Study Program			
84.063	D	4,731,223	Federal Pell Grant Program			
84.268	D	4,110,593	Federal Direct Student Loans			
84.425E	D	553,400	COVID-19 - Education Stabilization Fund			
84.425F	D	5,110	COVID-19 - Education Stabilization Fund			
		<u>9,988,181</u>	Total - Edgecombe Community College			

SCHEDULE OF EXPENDITURES OF FEDERAL AWARDS (BY STATE AGENCY)

For the Fiscal Year Ended June 30, 2020

Federal CFDA Number	Direct/ Indirect	Program Expenditures	CFDA Program Title	Pass -Through Number	Pass -Through Entity Name	Additional Award Information
<u>Fayetteville Technical Community College</u>						
84.007	D	391,538	Federal Supplemental Educational Opportunity Grants			
84.033	D	177,713	Federal Work-Study Program			
84.063	D	24,157,980	Federal Pell Grant Program			
84.268	D	19,605,475	Federal Direct Student Loans			
84.425E	D	1,839,000	COVID-19 - Education Stabilization Fund			
84.425M	D	215,000	COVID-19 - Education Stabilization Fund			
		<u>46,386,706</u>	Total - Fayetteville Technical Community College			
<u>Forsyth Technical Community College</u>						
12.902	D	40,569	Information Security Grants			
12.903	D	64,483	GenCyber Grants Program			
19.040	I	1,079	Public Diplomacy Programs	100K-257ARG-02	Partners of America Inc	
23.002	D	34,287	Appalachian Area Development			
47.076	D	238,638	Education and Human Resources			
47.076	I	2,132	Education and Human Resources	5655-FTCC-NSF-0630	Pennsylvania State University	
84.007	D	472,043	Federal Supplemental Educational Opportunity Grants			
84.031	D	334,019	Higher Education Institutional Aid			
84.033	D	204,098	Federal Work-Study Program			
84.063	D	13,278,264	Federal Pell Grant Program			
84.116	D	16,717	Fund for the Improvement of Postsecondary Education			
84.268	D	8,159,785	Federal Direct Student Loans			
84.335	D	151,858	Child Care Access Means Parents in School			
84.425E	D	1,516,300	COVID-19 - Education Stabilization Fund			
84.425F	D	116,767	COVID-19 - Education Stabilization Fund			
		<u>24,631,039</u>	Total - Forsyth Technical Community College			
<u>Gaston College</u>						
10.561	D	62,864	State Administrative Matching Grants for the Supplemental Nutrition Assistance Program			
17.235	D	8,591	Senior Community Service Employment Program			
17.259	D	386,735	WIOA Youth Activities			
47.076	D	228,367	Education and Human Resources			
84.007	D	187,767	Federal Supplemental Educational Opportunity Grants			
84.033	D	79,410	Federal Work-Study Program			
84.042	D	247,170	TRIO Student Support Services			
84.047	D	278,055	TRIO Upward Bound			
84.063	D	8,139,496	Federal Pell Grant Program			
84.425E	D	364,150	COVID-19 - Education Stabilization Fund			
84.425F	D	126,929	COVID-19 - Education Stabilization Fund			
		<u>10,109,534</u>	Total - Gaston College			
<u>Guilford Technical Community College</u>						
64.028	D	227,063	Post-9/11 Veterans Educational Assistance			
84.007	D	380,681	Federal Supplemental Educational Opportunity Grants			
84.031	D	744,625	Higher Education Institutional Aid			
84.033	D	340,366	Federal Work-Study Program			
84.063	D	23,475,706	Federal Pell Grant Program			
84.268	D	23,514,041	Federal Direct Student Loans			
84.425E	D	1,595,478	COVID-19 - Education Stabilization Fund			
		<u>50,277,960</u>	Total - Guilford Technical Community College			
<u>Halifax Community College</u>						
17.258	I	555,715	WIOA Adult Program	9-2020/2030-21-4505-02/04	Turning Point	
17.259	I	8,607	WIOA Youth Activities	9-2020/2030-21-4505-02/04	Turning Point	
84.007	D	28,800	Federal Supplemental Educational Opportunity Grants			
84.033	D	30,159	Federal Work-Study Program			
84.042	D	404,281	TRIO Student Support Services			
84.063	D	1,750,192	Federal Pell Grant Program			
84.066	D	250,893	TRIO Educational Opportunity Centers			
84.335	D	17,036	Child Care Access Means Parents in School			
84.382	D	658,075	Strengthening Minority-Serving Institutions			

SCHEDULE OF EXPENDITURES OF FEDERAL AWARDS (BY STATE AGENCY)

For the Fiscal Year Ended June 30, 2020

Federal CFDA Number	Direct/ Indirect	Program Expenditures	CFDA Program Title	Pass -Through Number	Pass -Through Entity Name	Additional Award Information
84.425E	D	306,400	COVID-19 - Education Stabilization Fund			
84.425F	D	81,795	COVID-19 - Education Stabilization Fund			
		<u>4,091,953</u>	Total - Halifax Community College			
<u>Haywood Community College</u>						
84.007	D	56,000	Federal Supplemental Educational Opportunity Grants			
84.033	D	45,294	Federal Work-Study Program			
84.063	D	2,275,049	Federal Pell Grant Program			
84.425E	D	91,650	COVID-19 - Education Stabilization Fund			
		<u>2,467,993</u>	Total - Haywood Community College			
<u>Isothermal Community College</u>						
17.283	D	27,144	Workforce Innovation Fund			
23.001	D	259,336	Appalachian Regional Development (See individual Appalachian Programs)			
84.007	D	45,990	Federal Supplemental Educational Opportunity Grants			
84.033	D	46,553	Federal Work-Study Program			
84.063	D	3,264,098	Federal Pell Grant Program			
84.425E	D	427,015	COVID-19 - Education Stabilization Fund			
84.425F	D	48,552	COVID-19 - Education Stabilization Fund			
99.U03	D	202,155	Miscellaneous			Corp. For Public Broadcast
		<u>4,320,843</u>	Total - Isothermal Community College			
<u>James Sprunt Community College</u>						
17.258	D	316,688	WIOA Adult Program			
17.268	D	1,202,983	H-1B Job Training Grants			
17.278	D	8,993	WIOA Dislocated Worker Formula Grants			
17.U02	D	4,767	U. S. Department of Labor			WIOA Finish Line Grant
84.007	D	72,875	Federal Supplemental Educational Opportunity Grants			
84.033	D	48,918	Federal Work-Study Program			
84.042	D	373,166	TRIO Student Support Services			
84.044	D	296,869	TRIO Talent Search			
84.047	D	306,697	TRIO Upward Bound			
84.063	D	2,512,676	Federal Pell Grant Program			
84.425E	D	238,500	COVID-19 - Education Stabilization Fund			
84.425F	D	149,896	COVID-19 - Education Stabilization Fund			
		<u>5,533,028</u>	Total - James Sprunt Community College			
<u>Johnston Community College</u>						
47.070	D	33,047	Computer and Information Science and Engineering			
84.007	D	112,209	Federal Supplemental Educational Opportunity Grants			
84.033	D	89,223	Federal Work-Study Program			
84.042	D	278,313	TRIO Student Support Services			
84.063	D	5,318,351	Federal Pell Grant Program			
84.425E	D	1,129,190	COVID-19 - Education Stabilization Fund			
84.425F	D	129,522	COVID-19 - Education Stabilization Fund			
84.425M	D	111,366	COVID-19 - Education Stabilization Fund			
		<u>7,201,221</u>	Total - Johnston Community College			
<u>Lenoir Community College</u>						
17.258	I	274,463	WIOA Adult Program	11-2020-40-6169		Eastern Carolina Workforce Development
17.258	I	3,164	WIOA Adult Program	18-4050FLG-40-6169-04/05/16		Eastern Carolina Workforce Development
17.259	I	193,861	WIOA Youth Activities	11-2020-40-6169		Eastern Carolina Workforce Development
17.278	I	70,776	WIOA Dislocated Worker Formula Grants	11-2020-40-6169		Eastern Carolina Workforce Development
84.007	D	38,814	Federal Supplemental Educational Opportunity Grants			
84.033	D	42,759	Federal Work-Study Program			
84.063	D	3,938,349	Federal Pell Grant Program			
84.425E	D	398,826	COVID-19 - Education Stabilization Fund			
		<u>4,961,012</u>	Total - Lenoir Community College			
<u>Martin Community College</u>						
84.007	D	24,264	Federal Supplemental Educational Opportunity Grants			
84.033	D	21,880	Federal Work-Study Program			
84.063	D	1,025,872	Federal Pell Grant Program			

SCHEDULE OF EXPENDITURES OF FEDERAL AWARDS (BY STATE AGENCY)

For the Fiscal Year Ended June 30, 2020

Federal CFDA Number	Direct/ Indirect	Program Expenditures	CFDA Program Title	Pass -Through Number	Pass -Through Entity Name	Additional Award Information
84.425E	D	108,645	COVID-19 - Education Stabilization Fund			
84.425F	D	98,055	COVID-19 - Education Stabilization Fund			
		<u>1,278,716</u>	Total - Martin Community College			
<u>Mayland Community College</u>						
17.258	I	179,589	WIOA Adult Program	19-4020-49-1380	Region D	
17.278	I	372,833	WIOA Dislocated Worker Formula Grants	19-4031-49-1380	Region D	
84.007	D	28,500	Federal Supplemental Educational Opportunity Grants			
84.033	D	19,423	Federal Work-Study Program			
84.042	D	311,277	TRIO Student Support Services			
84.063	D	1,298,318	Federal Pell Grant Program			
		<u>2,209,940</u>	Total - Mayland Community College			
<u>McDowell Technical Community College</u>						
84.007	D	41,930	Federal Supplemental Educational Opportunity Grants			
84.033	D	24,026	Federal Work-Study Program			
84.063	D	1,439,410	Federal Pell Grant Program			
84.425E	D	259,554	COVID-19 - Education Stabilization Fund			
		<u>1,764,920</u>	Total - McDowell Technical Community College			
<u>Mitchell Community College</u>						
84.007	D	37,095	Federal Supplemental Educational Opportunity Grants			
84.033	D	50,372	Federal Work-Study Program			
84.063	D	3,328,119	Federal Pell Grant Program			
84.425E	D	498,150	COVID-19 - Education Stabilization Fund			
84.425F	D	33,996	COVID-19 - Education Stabilization Fund			
		<u>3,947,732</u>	Total - Mitchell Community College			
<u>Montgomery Community College</u>						
84.007	D	26,854	Federal Supplemental Educational Opportunity Grants			
84.033	D	27,052	Federal Work-Study Program			
84.063	D	1,026,585	Federal Pell Grant Program			
84.425E	D	191,488	COVID-19 - Education Stabilization Fund			
		<u>1,271,979</u>	Total - Montgomery Community College			
<u>Nash Community College</u>						
47.074	D	31,221	Biological Sciences			
84.007	D	14,200	Federal Supplemental Educational Opportunity Grants			
84.033	D	33,290	Federal Work-Study Program			
84.063	D	4,588,701	Federal Pell Grant Program			
84.268	D	2,068,684	Federal Direct Student Loans			
84.425E	D	386,333	COVID-19 - Education Stabilization Fund			
		<u>7,122,429</u>	Total - Nash Community College			
<u>Pamlico Community College</u>						
17.258	D	54,625	WIOA Adult Program			
64.027	D	6,357	Post-9/11 Veterans Educational Assistance			
84.007	D	10,921	Federal Supplemental Educational Opportunity Grants			
84.033	D	10,366	Federal Work-Study Program			
84.063	D	651,485	Federal Pell Grant Program			
84.425E	D	59,950	COVID-19 - Education Stabilization Fund			
		<u>793,704</u>	Total - Pamlico Community College			
<u>Piedmont Community College</u>						
17.259	D	80,276	WIOA Youth Activities			
84.007	D	28,127	Federal Supplemental Educational Opportunity Grants			
84.033	D	25,915	Federal Work-Study Program			
84.042	D	334,824	TRIO Student Support Services			
84.063	D	1,853,462	Federal Pell Grant Program			
84.066	D	553,608	TRIO Educational Opportunity Centers			
84.403	D	615,933	Consolidated Grant to the Outlying Areas			
84.425E	D	82,474	COVID-19 - Education Stabilization Fund			
		<u>3,574,619</u>	Total - Piedmont Community College			

SCHEDULE OF EXPENDITURES OF FEDERAL AWARDS (BY STATE AGENCY)

For the Fiscal Year Ended June 30, 2020

Federal CFDA Number	Direct/ Indirect	Program Expenditures	CFDA Program Title	Pass -Through Number	Pass -Through Entity Name	Additional Award Information
<u>Pitt Community College</u>						
84.007	D	426,548	Federal Supplemental Educational Opportunity Grants			
84.031	D	350,047	Higher Education Institutional Aid			
84.033	D	295,784	Federal Work-Study Program			
84.042	D	271,510	TRIO Student Support Services			
84.063	D	17,156,174	Federal Pell Grant Program			
84.066	D	256,443	TRIO Educational Opportunity Centers			
84.268	D	9,578,433	Federal Direct Student Loans			
84.425E	D	2,755,394	COVID-19 - Education Stabilization Fund			
84.425F	D	76,980	COVID-19 - Education Stabilization Fund			
		<u>31,167,313</u>	Total - Pitt Community College			
<u>Randolph Community College</u>						
84.007	D	54,842	Federal Supplemental Educational Opportunity Grants			
84.033	D	54,475	Federal Work-Study Program			
84.063	D	4,311,584	Federal Pell Grant Program			
84.425E	D	332,500	COVID-19 - Education Stabilization Fund			
84.425F	D	115,919	COVID-19 - Education Stabilization Fund			
		<u>4,869,320</u>	Total - Randolph Community College			
<u>Richmond Community College</u>						
84.007	D	77,700	Federal Supplemental Educational Opportunity Grants			
84.033	D	39,843	Federal Work-Study Program			
84.063	D	4,625,911	Federal Pell Grant Program			
84.425E	D	827,450	COVID-19 - Education Stabilization Fund			
84.425F	D	76,006	COVID-19 - Education Stabilization Fund			
		<u>5,646,910</u>	Total - Richmond Community College			
<u>Roanoke-Chowan Community College</u>						
84.007	D	80,500	Federal Supplemental Educational Opportunity Grants			
84.033	D	74,930	Federal Work-Study Program			
84.042	D	318,513	TRIO Student Support Services			
84.063	D	1,049,176	Federal Pell Grant Program			
		<u>1,523,119</u>	Total - Roanoke-Chowan Community College			
<u>Robeson Community College</u>						
16.525	I	42,985	Grants to Reduce Domestic Violence, Dating Violence, Sexual Assault, and Stalking on Campus	2017-WA-AX-0048	University of NC - Pembroke	
84.007	D	59,760	Federal Supplemental Educational Opportunity Grants			
84.033	D	44,969	Federal Work-Study Program			
84.063	D	4,789,132	Federal Pell Grant Program			
84.299	I	86,875	Indian Education -- Special Programs for Indian Children	S299A150054	Lumbree Land Development	
84.299	I	313,845	Indian Education -- Special Programs for Indian Children	S299A180037-18A	Lumbree Land Development	
84.425E	D	335,125	COVID-19 - Education Stabilization Fund			
		<u>5,672,691</u>	Total - Robeson Community College			
<u>Rockingham Community College</u>						
84.007	D	45,987	Federal Supplemental Educational Opportunity Grants			
84.031	D	511,728	Higher Education Institutional Aid			
84.033	D	45,184	Federal Work-Study Program			
84.042	D	235,637	TRIO Student Support Services			
84.063	D	2,779,071	Federal Pell Grant Program			
84.425E	D	249,320	COVID-19 - Education Stabilization Fund			
84.425F	D	11,172	COVID-19 - Education Stabilization Fund			
		<u>3,878,099</u>	Total - Rockingham Community College			
<u>Rowan-Cabarrus Community College</u>						
47.076	D	35,716	Education and Human Resources			
84.007	D	88,300	Federal Supplemental Educational Opportunity Grants			
84.033	D	40,472	Federal Work-Study Program			
84.063	D	9,456,096	Federal Pell Grant Program			

SCHEDULE OF EXPENDITURES OF FEDERAL AWARDS (BY STATE AGENCY)

For the Fiscal Year Ended June 30, 2020

Federal CFDA Number	Direct/ Indirect	Program Expenditures	CFDA Program Title	Pass -Through Number	Pass -Through Entity Name	Additional Award Information
84.425E	D	766,929	COVID-19 - Education Stabilization Fund			
84.425DF	D	75,121	COVID-19 - Education Stabilization Fund			
		<u>10,462,634</u>	Total - Rowan-Cabarrus Community College			
<u>Sampson Community College</u>						
84.007	D	52,930	Federal Supplemental Educational Opportunity Grants			
84.033	D	24,838	Federal Work-Study Program			
84.063	D	2,933,967	Federal Pell Grant Program			
84.425E	D	427,574	COVID-19 - Education Stabilization Fund			
		<u>3,439,309</u>	Total - Sampson Community College			
<u>Sandhills Community College</u>						
84.007	D	73,381	Federal Supplemental Educational Opportunity Grants			
84.033	D	94,237	Federal Work-Study Program			
84.063	D	5,676,857	Federal Pell Grant Program			
84.425E	D	747,690	COVID-19 - Education Stabilization Fund			
		<u>6,592,165</u>	Total - Sandhills Community College			
<u>South Piedmont Community College</u>						
84.033	D	38,496	Federal Work-Study Program			
84.063	D	2,271,124	Federal Pell Grant Program			
84.425E	D	358,775	COVID-19 - Education Stabilization Fund			
		<u>2,668,395</u>	Total - South Piedmont Community College			
<u>Southeastern Community College</u>						
17.258	I	197,306	WIOA Adult Program	0-2020-33	Cape Fear COG	
17.259	I	143,334	WIOA Youth Activities	0-2030-33	Cape Fear COG	
17.278	I	120,968	WIOA Dislocated Worker Formula Grants	0-2040-33	Cape Fear COG	
17.281	I	593,744	WIOA Dislocated Worker National Reserve Technical Assistance and Training	0-2031-33	Cape Fear COG	
84.007	D	60,035	Federal Supplemental Educational Opportunity Grants			
84.033	D	47,762	Federal Work-Study Program			
84.044	D	381,855	TRIO Talent Search			
84.063	D	2,818,611	Federal Pell Grant Program			
84.425E	D	245,071	COVID-19 - Education Stabilization Fund			
93.364	D	20,850	Nursing Student Loans			
94.002	D	100,812	Retired and Senior Volunteer Program			
		<u>4,730,348</u>	Total - Southeastern Community College			
<u>Southwestern Community College</u>						
23.002	D	154,093	Appalachian Area Development			
84.007	D	73,597	Federal Supplemental Educational Opportunity Grants			
84.033	D	43,969	Federal Work-Study Program			
84.042	D	314,088	TRIO Student Support Services			
84.047	D	299,038	TRIO Upward Bound			
84.063	D	3,266,031	Federal Pell Grant Program			
84.268	D	850,789	Federal Direct Student Loans			
43.U05	I	271,232	U. S. National Aeronautics and Space Administration	NNX16AB87A	Pisgah Astronomical Research Institute - 45,810; Appalachian State University - 93,137; Cherokee Central Schools - 1,600; Jackson County NC Schools - 4,059; Macon County NC Schools - 6,107; Swain County NC Schools - 13,870	Supplement No: 000006, DUNS: 055397822
84.425E	D	526,797	COVID-19 - Education Stabilization Fund			
84.425F	D	14,809	COVID-19 - Education Stabilization Fund			
		<u>5,814,443</u>	Total - Southwestern Community College			
<u>Stanly Community College</u>						
84.007	D	85,575	Federal Supplemental Educational Opportunity Grants			
84.033	D	66,945	Federal Work-Study Program			
84.063	D	4,200,261	Federal Pell Grant Program			
		<u>4,352,781</u>	Total - Stanly Community College			
<u>Surry Community College</u>						
84.007	D	54,863	Federal Supplemental Educational Opportunity Grants			

SCHEDULE OF EXPENDITURES OF FEDERAL AWARDS (BY STATE AGENCY)

For the Fiscal Year Ended June 30, 2020

Federal CFDA Number	Direct/ Indirect	Program Expenditures	CFDA Program Title	Pass -Through Number	Pass -Through Entity Name	Additional Award Information
84.033	D	83,306	Federal Work-Study Program			
84.063	D	4,141,693	Federal Pell Grant Program			
		4,279,862	Total - Surry Community College			
<u>Tri-County Community College</u>						
84.007	D	22,100	Federal Supplemental Educational Opportunity Grants			
84.033	D	24,251	Federal Work-Study Program			
84.063	D	1,740,648	Federal Pell Grant Program			
84.425E	D	71,300	COVID-19 - Education Stabilization Fund			
84.425F	D	121,301	COVID-19 - Education Stabilization Fund			
		1,979,600	Total - Tri-County Community College			
<u>Vance-Granville Community College</u>						
17.259	I	85,748	WIOA Youth Activities	1117	Kerr-Tar Regional Council of Government	
64.028	D	21,855	Post-9/11 Veterans Educational Assistance			
84.007	D	74,499	Federal Supplemental Educational Opportunity Grants			
84.033	D	84,453	Federal Work-Study Program			
84.063	D	3,998,744	Federal Pell Grant Program			
84.425E	D	148,000	COVID-19 - Education Stabilization Fund			
84.425F	D	591	COVID-19 - Education Stabilization Fund			
		4,413,890	Total - Vance-Granville Community College			
<u>Wake Technical Community College</u>						
17.268	D	1,220,073	H-1B Job Training Grants			
47.050	D	39,432	Geosciences			
47.076	D	360,145	Education and Human Resources			
84.007	D	700,045	Federal Supplemental Educational Opportunity Grants			
84.031	D	51,728	Higher Education Institutional Aid			
84.033	D	151,507	Federal Work-Study Program			
84.063	D	28,572,808	Federal Pell Grant Program			
84.116	D	108,930	Fund for the Improvement of Postsecondary Education			
84.141	D	452,802	Migrant Education High School Equivalency Program			
84.268	D	28,911,389	Federal Direct Student Loans			
84.425E	D	4,112,860	COVID-19 - Education Stabilization Fund			
84.425F	D	712,480	COVID-19 - Education Stabilization Fund			
		65,394,199	Total - Wake Technical Community College			
<u>Wayne Community College</u>						
17.258	I	202,819	WIOA Adult Program	20-4020-40-6331-09	Eastern Carolina Workforce Development Board	
17.259	I	92,383	WIOA Youth Activities	18-4040-40-6331-09	Eastern Carolina Workforce Development Board	
17.259	I	1,459	WIOA Youth Activities	18-4050FLG-40-6331-09	Eastern Carolina Workforce Development Board	
17.278	I	69,546	WIOA Dislocated Worker Formula Grants	20-4030-40-6331-09	Eastern Carolina Workforce Development Board	
84.007	D	140,246	Federal Supplemental Educational Opportunity Grants			
84.031	D	429,495	Higher Education Institutional Aid			
84.033	D	111,140	Federal Work-Study Program			
84.063	D	5,312,959	Federal Pell Grant Program			
84.425E	D	780,000	COVID-19 - Education Stabilization Fund			
84.425F	D	40,361	COVID-19 - Education Stabilization Fund			
		7,180,408	Total - Wayne Community College			
<u>Western Piedmont Community College</u>						
84.007	D	46,640	Federal Supplemental Educational Opportunity Grants			
84.033	D	43,011	Federal Work-Study Program			
84.044	D	368,789	TRIO Talent Search			
84.063	D	3,211,303	Federal Pell Grant Program			
84.425E	D	122,020	COVID-19 - Education Stabilization Fund			
84.425F	D	12,493	COVID-19 - Education Stabilization Fund			
		3,804,256	Total - Western Piedmont Community College			
<u>Wilkes Community College</u>						
84.007	D	20,000	Federal Supplemental Educational Opportunity Grants			
84.033	D	59,619	Federal Work-Study Program			
84.042	D	375,063	TRIO Student Support Services			

SCHEDULE OF EXPENDITURES OF FEDERAL AWARDS (BY STATE AGENCY)

For the Fiscal Year Ended June 30, 2020

Federal CFDA Number	Direct/ Indirect	Program Expenditures	CFDA Program Title	Pass -Through Number	Pass -Through Entity Name	Additional Award Information
84.063	D	4,196,863	Federal Pell Grant Program			
84.268	D	447,088	Federal Direct Student Loans			
84.425E	D	426,000	COVID-19 - Education Stabilization Fund			
84.425F	D	155,017	COVID-19 - Education Stabilization Fund			
		<u>5,679,650</u>	Total - Wilkes Community College			
<u>Wilson Community College</u>						
84.007	D	49,671	Federal Supplemental Educational Opportunity Grants			
84.031	D	425,300	Higher Education Institutional Aid			
84.033	D	37,721	Federal Work-Study Program			
84.042	D	328,006	TRIO Student Support Services			
84.047	D	263,239	TRIO Upward Bound			
84.063	D	2,721,534	Federal Pell Grant Program			
84.268	D	1,604,796	Federal Direct Student Loans			
		<u>5,430,267</u>	Total - Wilson Community College			
		<u>550,904,546</u>	Total - Community Colleges			
<u>Other Component Units:</u>						
<u>North Carolina Partnership for Children</u>						
94.019	D	412,915	Social Innovation Fund			
		<u>412,915</u>	Total - North Carolina Partnership for Children			
<u>North Carolina State Ports Authority</u>						
97.067	D	309,396	Homeland Security Grant Program			
39.003	D	380,400	Donation of Federal Surplus Property			
		<u>689,796</u>	Total - North Carolina State Ports Authority			
		<u>1,102,711</u>	Total - Other Component Units			
		<u>3,380,482,859</u>	Total - Component Units			
		<u>\$ 29,516,041,607</u>	Total Expenditures of Federal Awards			

N/A = Not Available

D = Direct Federal Assistance – Assistance received directly from the federal government or received in a pass-through relationship from other State entities.

I = Indirect Federal Assistance – Assistance received in a pass-through relationship from entities other than the federal government or other State entities.

The accompanying notes are an integral part of this schedule.

NOTES TO THE SCHEDULE OF EXPENDITURES OF FEDERAL AWARDS

June 30, 2020

NOTE 1: SUMMARY OF SIGNIFICANT ACCOUNTING POLICIES

A. Basis of Presentation

The accompanying Schedule of Expenditures of Federal Awards is presented in accordance with requirements of Title 2 U.S. Code of Federal Regulations (CFR) Part 200, *Uniform Administrative Requirements, Cost Principles, and Audit Requirements for Federal Awards* (Uniform Guidance). The Schedule appears in three formats:

- **Summary** – The summary schedule reports expenditures of federal awards by program or program cluster.
- **Detail** – The detail schedule presents federal programs by federal agency and lists individual programs within program clusters.
- **By State Agency** – The schedule by state agency presents expenditures of federal awards by state agency and by program. In some instances, federal funds have been transferred from one state agency to another to be expended in the same program. When this is the case, the expenditure of federal awards has been reported under the organization which received the funds directly from the Federal Government.

Federal CFDA numbers are from the Catalog of Federal Domestic Assistance published by the Office of Management and Budget and the General Services Administration. Programs without a CFDA number are presented with the federal agency's two-digit prefix followed by U with a two-digit number. If the Federal program is part of the Research and Development (R&D) cluster and the extension is not known, RD is placed in the three-digit extension field.

B. Reporting Entity

The State of North Carolina financial reporting entity is fully described in Note 1 to the financial statements. The financial reporting entity includes (1) the primary government, (2) organizations for which the primary government is financially accountable, and (3) other organizations for which the nature and significance of their relationship with the primary government are such that exclusion would cause the primary government's financial statements to be misleading or incomplete.

The accompanying Schedule of Expenditures of Federal Awards includes all federal programs administered by the

state financial reporting entity except the programs of the State Education Assistance Authority, North Carolina Housing Finance Agency, Economic Development Partnership of North Carolina, Inc. These agencies issue separate reports for their programs.

C. Basis of Accounting

An award is considered expended when the activity related to the award occurs. The activity generally pertains to events requiring compliance with laws, regulations, and the provisions of contract and grant agreements. Specific transaction types have been recognized as follows:

Direct Costs: Direct costs have been recognized on the cash basis of accounting, that is, when cash is disbursed rather than when the charge is incurred.

Indirect costs: Indirect costs are recovered from the federal government by applying a federally approved indirect cost rate or by allocating these costs among benefiting programs in accordance with a federally approved plan. Each program's share of indirect costs is recognized on the accompanying Schedule of Expenditures of Federal Awards.

The State of North Carolina has elected not to use the 10% de minimus indirect cost rate as allowed under the Uniform Guidance.

Loan and loan guarantee transactions:

- Federal Perkins Loan Program - Federal Capital Contributions (CFDA 84.038), Nurse Faculty Loan Program (CFDA 93.264), Health Professions Student Loans, Including Primary Care Loans/Loans for Disadvantaged Students (CFDA 93.342), Nursing Student Loans (CFDA 93.364) – Expenditures of federal awards in the accompanying Schedule of Expenditures of Federal Awards include the value of new loans made during the year, the balance of loans from previous years with federal continuing compliance requirements, federal capital contributions received during the year, interest subsidy, and administrative cost allowances. Loan balances outstanding at year-end are disclosed in Note 2.
- Federal Direct Student Loans (CFDA 84.268) – These loans are made by outside lenders to students at institutions of higher education within the State reporting entity. The institutions are responsible for certain administrative requirements for new loans. As a result, the value of loans made during the year and administrative cost allowances are recognized as expenditures of federal awards in the accompanying Schedule of Expenditures of Federal Awards.

NOTES TO THE SCHEDULE OF EXPENDITURES OF FEDERAL AWARDS

June 30, 2020

The balance of loans for previous years is not included because the lender accounts for the prior balances.

- Capitalization Grants for Clean Water State Revolving Funds (CFDA 66.458) and Capitalization Grants for Drinking Water State Revolving Funds (CFDA 66.468) - The state receives capitalization grants to create and maintain the Clean Water State Revolving Fund (CWSRF) and the Drinking Water State Revolving Fund (DWSRF). Both programs offer long-term low interest rate loans to local cities, towns and municipalities. Capitalization Grants received for the CWSRF for the year ended June 30, 2020 were \$28,676,000 and are included on the schedule. Capitalization Grants received for the DWSRF for the fiscal year ended June 30, 2020 were \$22,697,005 and are also included on the schedule. There are no outstanding loan balances at the end of the audit period.

Other non-cash assistance:

The State of North Carolina participated in several federal programs in which non-cash benefits are provided through the state to eligible participants. These include:

- Food Distribution Programs – Food commodities donated to the N.C. Department of Agriculture are reported at the value assigned by the U.S. Department of Agriculture. The Schedule of Expenditures of Federal Awards includes commodity distributions of:

<u>Program</u>	<u>CFDA #</u>	<u>Non-Cash Value</u>
Nation School Lunch Program	10.555	\$51,573,159
Commodity Supplemental Food Program	10.565	3,174,817
Emergency Food Assistance Program (Food Commodities)	10.569	25,656,013
Trade Mitigation Program Eligible Recipient Agency Operational Funds (Food Commodities)	10.178	48,448,577

- Supplemental Nutrition Assistance Program (CFDA 10.551) – The State issues food stamp benefits in electronic form. Food stamp benefits are recognized as expenditures when recipients use the benefits. The non-cash values during the fiscal year are reported as expenditures on the Schedule of Expenditures of Federal Awards. The estimated value during the fiscal year was \$2,163,033,645.
- Immunization Grants (CFDA 93.268) – Vaccines donated to the N. C. Department of Health and Human Services are reported at the value assigned by the U.S Department of Health and Human Services. The amount reported in the Schedule of Expenditures of Federal Awards reflects routine immunizations including seasonal influenza. The value of the vaccines for the fiscal year is \$131,310,787.
- Donation of Federal Surplus Personal Property (CFDA 39.003) – Federal surplus property donated to the N.C. Department of Administration and N.C. State Ports Authority is valued at estimated fair market value at the time of receipt. The non-cash values during the fiscal year are reported as expenditures in the Schedule of Expenditures of Federal Awards. The estimated values during the fiscal year were \$1,743,341 and \$380,400, respectively.

NOTE 2: FEDERAL LOANS OUTSTANDING

The State of North Carolina had the following federal loan balances outstanding at year-end:

<u>Program</u>	<u>CFDA #</u>	<u>Amount Outstanding</u>
Federal Perkins Loan Program - Federal Capital Contributions	84.038	\$38,794,872
Health Professions Student Loans, Including Primary Care Loans/Loans for Disadvantaged Students	93.342	3,981,382
Nursing Student Loans	93.364	351,305
Nurse Faculty Loan Program	93.264	648,513

NOTE 3: UNEMPLOYMENT INSURANCE

State unemployment tax revenues and payments in lieu of taxes are combined with federal funds and used to pay benefits under the Unemployment Insurance program (CFDA 17.225). The state and federal portions of the total expenditures reported on the Schedule were \$1,191,827,318 and \$4,280,874,857, respectively.

NOTES TO THE SCHEDULE OF EXPENDITURES OF FEDERAL AWARDS

June 30, 2020

NOTE 4: PASS-THROUGH AWARDS

Uniform Guidance defines a *subrecipient* as an entity that expends federal awards that are received from a pass-through entity to carry out a federal program. The total amount provided to subrecipients from each federal program is separately identified in the accompanying Summary and Federal Detail Schedule of Expenditures of Federal Awards.

Note: Certain transactions relating to federal financial assistance may appear in the records of more than one state recipient agency. To avoid duplication and the overstatement of the aggregate level of federal financial assistance expended by the State of North Carolina, when federal financial assistance is received by one state recipient agency and redistributed to another state agency (i.e., a pass-through of funds by the primary recipient state agency to a sub-recipient state agency), the federal financial assistance will be reflected as expenditures by the primary recipient state agency.

**Summary Schedule of Prior Audit Findings
For the Year Ended June 30, 2020**



State of North Carolina Office of the State Controller

LINDA COMBS
STATE CONTROLLER

March 22, 2021

The Honorable Beth A. Wood, State Auditor
Office of the State Auditor
2 South Salisbury Street
20601 Mail Service Center
Raleigh, North Carolina 27699-0600

Dear Auditor Wood:

We are providing the following summary schedule of prior audit findings in connection with your audit of the major federal programs of the State of North Carolina for the year ended June 30, 2020, in accordance with the Single Audit Act and the audit requirements of Title 2 *U.S. Code of Federal Regulations* (CFR) Part 200, *Uniform Administrative Requirements, Cost Principles, and Audit Requirements for Federal Awards* (Uniform Guidance).

In accordance with 2 CFR 200.511(b), a summary schedule, has been prepared to report the status of all findings included in the fiscal year 2019 schedule of findings and questioned costs and the findings reported in the fiscal year 2019 Summary Schedule of Prior Audit Findings that were not corrected in accordance with 2 CFR 200.511(b)(2).

Respectfully Submitted,

Linda Combs

MAILING ADDRESS: 1410 Mail Service Center, Raleigh, North Carolina 27699-1410
STREET ADDRESS: 3512 Bush Street, Raleigh, North Carolina 27609
Phone (919) 707-0500 ~ <http://www.osc.nc.gov> ~~ An EEO/AA/AWD Employer

SUMMARY SCHEDULE OF PRIOR AUDIT FINDINGS

For the Fiscal Year Ended June 30, 2020

Original Finding Number **	State Department	Current Status of Prior Audit Finding
2015-068	Health and Human Services	<p><u>Inaccurate Performance Reports Could Potentially Result in Penalties of Up To \$75 Million</u></p> <p>Full corrective action has been taken.</p>
2016-028	Health and Human Services	<p><u>\$10.5 Million in Pre-Employment Transition Services Not Spent on Students with Disabilities</u></p> <p>Partial corrective action has been taken. The Division of Vocational Rehabilitation Services (DVRS) and the Division of Services for the Blind (DSB) continue to prioritize the provision of pre-employment transition services (Pre-ETS) for students with disabilities as required by federal regulations and in order to achieve the 15% earmark requirement. As evidence of this priority, the Divisions have completed or taken the following actions which aim to continue building capacity, as allowed by federal law and to expand outreach to the targeted population.</p> <ul style="list-style-type: none"> • The Divisions continue to receive technical assistance through the Intensive Technical Assistance agreement with Workforce Innovation Technical Assistance Center (WINTAC) and Rehabilitation Services Administration. Most recently, consultations have focused on identifying quality outcome measures as well as continuing to identify those expenditures which are allowable under federal law to be funded out of earmarked funds. The Divisions also received technical assistance around building and measuring staff accountability for Pre-ETS and analyzing business processes that most effectively capture the work of providing and funding Pre-ETS through an automated case management system. Additionally, the WINTAC was consulted on strategies for continuing to make Pre-ETS available via remote means as a result of school and community closings resulting from the COVID-19 pandemic. • Going into SFY 2021, both Divisions combined have executed contracts with 25 different community agency providers to make Pre-ETS available in 53 counties across the state, with three providers extending their reach to students from any county who can access their physical or virtual locations. DSB executed or participated in 10 of these contracts. The contracts currently encumber \$16 million in federal funds (funds encumbered for full contract periods). Internal measures were also taken to improve the efficiency of payment processing for these contracts. • In February 2020, the federal Department of Education released a Notice of Interpretation (NOI) regarding the use of Federal Vocational Rehabilitation (VR) funds reserved for Pre-ETS. As a response to this NOI, the Divisions are working to identify other VR services that meet the definitions of reasonable, allowable, and allocable to earmarked funds. The Divisions are revising policies to reflect these increased flexibilities. The Divisions anticipate that approximately \$250,000-\$300,000 in additional expenditures can be claimed annually towards

SUMMARY SCHEDULE OF PRIOR AUDIT FINDINGS

For the Fiscal Year Ended June 30, 2020

Original Finding Number **	State Department	Current Status of Prior Audit Finding
		<p>earmarked funds, which helps the Divisions towards meeting their requirement.</p> <ul style="list-style-type: none"> The Divisions are actively working with a contracted case management system vendor, Geographical Solutions, to replace the Divisions' current case management system (BEAM), with the new ENCORE system as scheduled for December 2021. The Divisions anticipate that the new system will improve the capture of actual earmarked expenditures. In addition to contracted services, which are expected to require most earmarked funds, DVRS is developing employee work plan modifications anticipated to be implemented in the 2022 performance year when case ENCORE developments can support a change in business processes. The divisions are involved in ongoing staff development and training in order to increase utilization of Pre-ETS services and to expand services to underserved areas. Targeted training and technical assistance were provided to 18 local interagency teams, including teams that are situated in counties without an existing Pre-ETS provider contract. This targeted training approach will continue into SFY 2021. DSB also successfully developed and administered specialized programs for youth with blindness or visual impairments through the hiring of 7 Pre-ETS Associates-one for each district office. These positions are solely designated to serve students who are potentially eligible for the five core Pre-ETS services in all schools within North Carolina. The Department observed and expect there to be continued impacts from the COVID-19 pandemic on the utilization of earmarked funds. However, the Divisions responded quickly with measures to reduce these impacts wherever possible. This included seeking a Uniform Contract Modification which allowed for the use of remote service delivery methods by contractors in lieu of in-person services. The Divisions also provided guidance to division staff by developing a Remote Service Guide with tools and resources for substituting in-person, staff-provided Pre-ETS services with remote/virtual services facilitated by division staff. <p>Additional measures taken by DSB to serve the Pre-ETS students under COVID-19 include:</p> <ul style="list-style-type: none"> One Transition Team in Wilmington implemented a newsletter and weekly pre-ETS activities to engage and stay in contact with the students;

SUMMARY SCHEDULE OF PRIOR AUDIT FINDINGS

For the Fiscal Year Ended June 30, 2020

Original Finding Number **	State Department	Current Status of Prior Audit Finding
		<ul style="list-style-type: none"> o Delivery of Summer Adapting to Blindness Vital for Visually Impaired Youth (SAVVY) Summer program on a virtual platform; o Staff training and usage of Microsoft Teams for virtual meetings to increase delivery of Pre-ETS services during the pandemic; o Change in position responsibilities were made to the former Program Specialist for Transition position which formerly covered transition and Supported Employment program services. These positions were split so that staff will have more time to devote to Pre-ETS services improvements, training and tracking; o Counselors and other transition staff provided job preparedness training virtually as well as continuous job placement efforts (to include work experiences) for job ready students, when possible and despite the pandemic.
		<ul style="list-style-type: none"> • During SFY 2019-2020, 8,711 students between both divisions received these pre-employment transition services.
		Anticipated Completion Date: September 30, 2022.
2016-040	Health and Human Services	<u>Five-Year Limit Not Monitored for the Temporary Assistance for Needy Families (TANF) Program</u> Full corrective action has been taken.
2016-041	Health and Human Services	<u>Inaccurate TANF Data on Families Was Submitted to the Federal Government</u> Full corrective action has been taken.
2016-052	Health and Human Services	<u>Errors in Children's Health Insurance Provider Billing and Payment Process</u> Full corrective action has been taken.
2016-055	Health and Human Services	<u>Errors in Medicaid Provider Billing and Payment Process</u> Full corrective action has been taken.
2016-056	Health and Human Services	<u>Deficiencies in County Eligibility Determination Process</u> Partial corrective action has been taken. The Department continues to provide Medicaid eligibility training to county staff in the Medicaid Eligibility Support Cluster meetings. In addition, the pilot for the county staff NC FAST Certification Program is anticipated to launch in October 2020. The Federal share was returned to the federal entity and reported on the CMS-64 on the September 30, 2019 quarter end.

SUMMARY SCHEDULE OF PRIOR AUDIT FINDINGS

For the Fiscal Year Ended June 30, 2020

Original Finding Number **	State Department	Current Status of Prior Audit Finding
2017-019	Health and Human Services	<p><u>Errors in Children's Health Insurance Fee-for-Service Claims Payment Process</u></p> <p>Full corrective action has been taken.</p>
2017-021	Health and Human Services	<p><u>Deficiencies in System Access</u></p> <p>Partial corrective action has been taken. The Department is committed to maintaining information security and system access controls. As a result, we have implemented corrective actions to address the risks identified by the audit team. These corrective actions have been detailed in a response separately submitted to the State Auditor. Any potential security risks or noncompliance are given the highest priority by the Department and corrective actions will be monitored.</p>
2017-024	Health and Human Services	<p><u>Errors in Medicaid Fee-for-Service Claims Payment Process</u></p> <p>Full corrective action has been taken.</p>
2017-027	Health and Human Services	<p><u>Deficiencies in System Access</u></p> <p>Partial corrective action has been taken. The Department is committed to maintaining information security and system access controls. As a result, we have implemented corrective actions to address the risks identified by the audit team. These corrective actions have been detailed in a response separately submitted to the State Auditor. Any potential security risks or noncompliance are given the highest priority by the Department and corrective actions will be monitored.</p>
2017-030	Health and Human Services	<p><u>Deficiencies in County Eligibility Determination Processes</u></p> <p>Partial corrective action has been taken. The Department continues to provide Medicaid eligibility training to county staff in the Medicaid Eligibility Support Cluster meetings. In addition, the pilot for the county staff NC FAST Certification Program is anticipated to launch in October 2020.</p> <p>The overpayments of Medicaid claims were recouped from the relevant counties. The return of the Federal share will be reported on the CMS-64 on the September 30, 2020 quarter end.</p>
2018-006	Public Safety	<p><u>Governor's Crime Commission did not Adequately Monitor Subrecipients</u></p> <p>Partial corrective action has been taken. The GCC successfully implemented all components of its Correction Action Plan (CAP) on time. The GCC has also provided source documentation to the U.S. Department of Justice/Office of Justice Programs and is currently awaiting their review.</p>
2018-013	UNC - Pembroke	<p><u>Errors in Return of Title IV Funds</u></p> <p>Full corrective action has been taken.</p>

SUMMARY SCHEDULE OF PRIOR AUDIT FINDINGS

For the Fiscal Year Ended June 30, 2020

Original Finding Number **	State Department	Current Status of Prior Audit Finding
2018-015	Carteret Community College	<p><u>Enrollment Status Reporting Errors</u></p> <p>Partial corrective action has been taken. The College strengthened its current procedure to provide a timely review of the enrollment status changes reported by:</p> <ul style="list-style-type: none"> • The Registrar's Office will produce a copy of the report sent to the National Student Clearinghouse (NSC). • This report will be reconciled by the Registrar's Office with information provided by the Financial Aid Office that NSLDS received the enrollment changes and the student information was updated. • These reconciliations will be maintained on file in the Registrar's Office for review. <p>In reviewing these new procedures and with the auditor's follow-up, it was determined that these procedures were not adequate to resolve the underlying issue of graduated or withdrawn students not being reported correctly or completely to NSLDS.</p> <p>We are now reconciling a monthly withdrawal report and graduation reports at the end of the semester with the Clearinghouse submissions. This was put into place immediately upon determining the next course of action.</p> <p>In the meantime, we are continuing to look at the errors that are produced in the process in Colleague and through National Student Clearinghouse to make updates on our processes.</p> <p>We have changed our setup on the NSC default selections report to exclude voluntary information which was inadvertently excluding some students from the report. This is fixed and now all students are being reported more consistently per a review of the last 2 reports.</p>
2018-019	UNC – Pembroke	<p><u>Errors in Return of Title IV Funds</u></p> <p>Full corrective action has been taken.</p>
2018-021	UNC – Pembroke	<p><u>Errors in Return of Title IV Funds</u></p> <p>Full corrective action has been taken.</p>
2018-022	Public Instruction	<p><u>Funds Used for Activities Performed Outside the Award Period</u></p> <p>Partial corrective action has been taken. DPI implemented procedures that require a review of expenditures during the liquidation period prior to drawing federal funds. The grant section monitors the internal Access database to ensure closed grant awards are marked inactive, on a monthly basis reconciles the DPI 208 report to the federal G5 report and corrects any discrepancies. Due to the timing of the audit, the issue was identified during the subsequent award year, and therefore, a repeat finding was reported before corrective action could be implemented.</p>

SUMMARY SCHEDULE OF PRIOR AUDIT FINDINGS

For the Fiscal Year Ended June 30, 2020

Original Finding Number **	State Department	Current Status of Prior Audit Finding
2018-025	Health and Human Services	<p><u>Errors in Medicaid Provider Billing and Payment Process</u></p> <p>Full corrective action has been taken.</p>
2018-026	Health and Human Services	<p><u>Lack of Quality Assurance Reviews Increased Risk of Undetected Payment Errors</u></p> <p>Partial corrective action has been taken. The Department formalized the monitoring plan and implemented the prior approval monitoring process for the vendor in July 2019. Due to the impact of the COVID-19 crisis, the requirement for prior authorization was suspended and monitoring activities were placed on hold in March 2020. The Department will resume their established prior approval monitoring process when the state of emergency affecting the prior approval suspension is lifted by the Center of Medicare and Medicaid Services.</p>
2018-028	Health and Human Services	<p><u>Deficiencies in Eligibility Determination Process</u></p> <p>Partial corrective action has been taken. The Department continues to provide Medicaid eligibility training to county staff in the Medicaid Eligibility Support Cluster meetings. In addition, the pilot for the county staff NC FAST Certification Program is anticipated to launch in October 2020.</p> <p>The overpayments of Medicaid claims were recouped from the relevant counties. The return of the Federal share will be reported on the CMS-64 on the September 30, 2020 quarter end.</p>
2019-001	Public Safety	<p><u>Inadequate Subrecipient Monitoring</u></p> <p>Partial corrective action has been taken. The GCC successfully implemented all components of its Correction Action Plan (CAP) on time. The GCC has also provided source documentation to the U.S. Department of Justice/Office of Justice Programs and is currently awaiting their review.</p>
2019-002	Commerce	<p><u>Benefit Overpayment Identification Procedures Need Improvement</u></p> <p>Full corrective action has been taken.</p>
2019-003	Appalachian State University	<p><u>Untimely Return of Title IV Funds</u></p> <p>Full corrective action has been taken.</p>
2019-004	Halifax Community College	<p><u>Untimely Return of Title IV Funds</u></p> <p>Full corrective action has been taken.</p>
2019-005	Halifax Community College	<p><u>Information Security Program Does Not Meet Minimum Federal Requirements</u></p> <p>Full corrective action has been taken.</p>

SUMMARY SCHEDULE OF PRIOR AUDIT FINDINGS

For the Fiscal Year Ended June 30, 2020

Original Finding Number **	State Department	Current Status of Prior Audit Finding
2019-006	McDowell Technical Community College	<u>Financial Aid Policies Do Not Meet Federal Requirements</u> Full corrective action has been taken.
2019-007	McDowell Technical Community College	<u>Information Security Program Does Not Meet Minimum Federal Requirements</u> Full corrective action has been taken.
2019-008	Nash Community College	<u>Information Security Program Does Not Meet Minimum Federal Requirements</u> Full corrective action has been taken.
2019-009	Rockingham Community College	<u>Information Security Program Does Not Meet Minimum Federal Requirements</u> Full corrective action has been taken.
2019-010	Winston-Salem State University	<u>Deficiencies in Cash Management</u> Full corrective action has been taken.
2019-011	Winston-Salem State University	<u>Errors in Return of Title IV Funds</u> Full corrective action has been taken.
2019-012	Public Instruction	<u>Ineffective Monitoring of Title I Spending</u> Full corrective action has been taken.
2019-013	Public Instruction	<u>Errors in Reported State Per Pupil Expenditures</u> Partial corrective action has been taken. The Division of School Business has addressed the identified issues with the 2018 National Public Education Financial Survey (NPEFS) State Per Pupil Expenditure (SPPE) calculation and resubmitted the survey to the National Center for Education Statistics. The documented procedures for completing the SPPE calculation as part of the annual survey have also been updated to include additional review steps to identify any keying errors that could impact the accuracy of the calculations. School Business has also taken steps to obtain needed data related to workers' compensation payments for inclusion in the calculations moving forward. However, School Business is still awaiting further guidance from the U.S. Department of Education regarding the inclusion of residential school expenditures given the incomplete availability of needed data, and as such has not been able to include any residential school expenditures in the calculation process for the 2019 SPPE calculation.
2019-014	Public Instruction	<u>Fiscal Monitoring Results Were Not Communicated Timely</u> Full corrective action has been taken.

SUMMARY SCHEDULE OF PRIOR AUDIT FINDINGS

For the Fiscal Year Ended June 30, 2020

Original Finding Number **	State Department	Current Status of Prior Audit Finding
2019-015	Public Instruction	<p><u>Inadequate Award Communication</u></p> <p>Partial corrective action has been taken. The Federal Programs Monitoring and Support Division (FPMS) continues to utilize the approval within the application system (Comprehensive Continuous Improvement Program - CCIP) as the authoritative approval for fund expenditures. A formal award letter is issued at a later date but does not hold or provide the authority for subrecipients to expend funds. Due to the timing of when this finding was received from OSA in connection with the Fiscal Year 2019 audit, the corrective action could not be fully implemented in Fiscal Year 2020. However, for Fiscal Year 2021, FPMS has updated and revised its protocol to ensure that all required information is provided on the Grant Award Notification (GAN). These notifications are sent to subrecipients within two weeks from the date when approvals are submitted to School Business Administration and Financial Services to release the funds.</p>
2019-016	Public Instruction	<p><u>Unallowable Award Liquidation</u></p> <p>Partial corrective action has been taken. The Financial Services Division has developed new general operating procedures for IDEA Funding Oversight. These procedures are formally documented and establish the general processes, roles and responsibilities, and timelines for funding received in connection with the Individuals with Disabilities Education Act (IDEA) Grants to States (PRC 060). The procedures are intended to ensure proper oversight of IDEA funding received by NC DPI throughout the grant life cycle, including formulation of the grant budget; accounting for reserved and pass-through funds; transfers of funds between budget categories; reallocations and supplemental allotments for pass-through funds; and reversion for pass-through and reserved IDEA funding at the expiration of an award's period of availability. These procedures are applicable as of August 1, 2020. As such, they will be followed for management of funding received for State Fiscal Years 2020 and 2021 (Federal Fiscal Years 2019 and 2020), as applicable, and subsequent fiscal years moving forward.</p>
2019-017	Halifax Community College	<p><u>Information Security Program Does Not Meet Minimum Federal Requirements</u></p> <p>Full corrective action has been taken.</p>
2019-018	McDowell Technical Community College	<p><u>Financial Aid Policies Do Not Meet Federal Requirements</u></p> <p>Full corrective action has been taken.</p>
2019-019	McDowell Technical Community College	<p><u>Information Security Program Does Not Meet Minimum Federal Requirements</u></p> <p>Full corrective action has been taken.</p>
2019-020	Nash Community College	<p><u>Information Security Program Does Not Meet Minimum Federal Requirements</u></p> <p>Full corrective action has been taken.</p>

SUMMARY SCHEDULE OF PRIOR AUDIT FINDINGS

For the Fiscal Year Ended June 30, 2020

Original Finding Number **	State Department	Current Status of Prior Audit Finding
2019-021	Rockingham Community College	<u>Information Security Program Does Not Meet Minimum Federal Requirements</u> Full corrective action has been taken.
2019-022	Winston-Salem State University	<u>Deficiencies in Cash Management</u> Full corrective action has been taken.
2019-023	Appalachian State University	<u>Untimely Return of Title IV Funds</u> Full corrective action has been taken.
2019-024	Halifax Community College	<u>Enrollment Status Reporting Errors</u> Full corrective action has been taken.
2019-025	Halifax Community College	<u>Untimely Return of Title IV Funds</u> Full corrective action has been taken.
2019-026	Halifax Community College	<u>Information Security Program Does Not Meet Minimum Federal Requirements</u> Full corrective action has been taken.
2019-027	McDowell Technical Community College	<u>Financial Aid Policies Do Not Meet Federal Requirements</u> Full corrective action has been taken.
2019-028	McDowell Technical Community College	<u>Information Security Program Does Not Meet Minimum Federal Requirements</u> Full corrective action has been taken.
2019-029	Nash Community College	<u>Enrollment Status Reporting Errors</u> Full corrective action has been taken.
2019-030	Nash Community College	<u>Information Security Program Does Not Meet Minimum Federal Requirements</u> Full corrective action has been taken.
2019-031	Rockingham Community College	<u>Enrollment Status Reporting Errors</u> Full corrective action has been taken.
2019-032	Rockingham Community College	<u>Information Security Program Does Not Meet Minimum Federal Requirements</u> Full corrective action has been taken.
2019-033	University of North Carolina at Chapel Hill	<u>Enrollment Status Reporting Errors</u> Full corrective action has been taken.

SUMMARY SCHEDULE OF PRIOR AUDIT FINDINGSFor the Fiscal Year Ended June 30, 2020

Original Finding Number **	State Department	Current Status of Prior Audit Finding
2019-034	Winston-Salem State University	<u>Deficiencies in Cash Management</u> Full corrective action has been taken.
2019-035	Winston-Salem State University	<u>Enrollment Status Reporting Errors</u> Full corrective action has been taken.
2019-036	Winston-Salem State University	<u>Errors in Return of Title IV Funds</u> Full corrective action has been taken.
2019-037	Winston-Salem State University	<u>Deficiencies in Transfer Monitoring</u> Full corrective action has been taken.
2019-038	Appalachian State University	<u>Untimely Return of Title IV Funds</u> Full corrective action has been taken.
2019-039	Nash Community College	<u>Enrollment Status Reporting Errors</u> Full corrective action has been taken.
2019-040	Nash Community College	<u>Information Security Program Does Not Meet Minimum Federal Requirements</u> Full corrective action has been taken.
2019-041	Nash Community College	<u>Direct Loan Reconciliation Errors</u> Full corrective action has been taken.
2019-042	University of North Carolina at Chapel Hill	<u>Enrollment Status Reporting Errors</u> Full corrective action has been taken.
2019-043	Winston-Salem State University	<u>Deficiencies in Cash Management</u> Full corrective action has been taken.
2019-044	Winston-Salem State University	<u>Enrollment Status Reporting Errors</u> Full corrective action has been taken.
2019-045	Winston-Salem State University	<u>Errors in Return of Title IV Funds</u> Full corrective action has been taken.
2019-046	Winston-Salem State University	<u>Deficiencies in Transfer Monitoring</u> Full corrective action has been taken.

SUMMARY SCHEDULE OF PRIOR AUDIT FINDINGS

For the Fiscal Year Ended June 30, 2020

Original Finding Number **	State Department	Current Status of Prior Audit Finding
2019-047	Public Instruction	<p><u>Incomplete Fiscal Monitoring</u></p> <p>Full corrective action has been taken.</p>
2019-048	Public Instruction	<p><u>Inadequate Award Communication</u></p> <p>Partial corrective action has been taken. Letters were provided separately to each sub-awardee for each fund source in the consolidated grant award portfolio (Title IA, IC, ID, IA, IIIA, IVA, IVB, VB, VIIB) during the FY20 year which increased the risk for error. Beginning FY21, a single letter covering each fund source was provided. Additionally, a more robust tracking system has been instituted to ensure letters are remitted to sub-awardees in a timely fashion.</p>
2019-049	Public Instruction	<p><u>Fiscal Monitoring Results Were Not Communicated Timely</u></p> <p>Full corrective action has been taken.</p>
2019-050	Public Instruction	<p><u>Inadequate Award Communication</u></p> <p>Partial corrective action has been taken. The Federal Programs Monitoring and Support Division (FPMS) continues to utilize the approval within the application system (Comprehensive Continuous Improvement Program - CCIP) as the authoritative approval for fund expenditures. A formal award letter is issued at a later date but does not hold or provide the authority for subrecipients to expend funds. Due to the timing of when this finding was received from OSA in connection with the Fiscal Year 2019 audit, the corrective action could not be fully implemented in Fiscal Year 2020. However, for Fiscal Year 2021, FPMS has updated and revised its protocol to ensure that all required information is provided on the Grant Award Notification (GAN). These notifications are sent to subrecipients within two weeks from the date when approvals are submitted to School Business Administration and Financial Services to release the funds.</p>
2019-051	Public Instruction	<p><u>Deficiencies in Cash Management Procedures</u></p> <p>Partial corrective action has been taken. The deficiencies noted in this finding were addressed and corrective measures were put into place. The Grant Section reviews all federal draw request to ensure the correct grant award year is drawn against and that expenditures paid are within the grant award period. Encumbrances obligated within the grant award period are monitored and expended within the liquidation period. The available cash on hand per grant is reviewed prior to requesting federal drawdowns. DPI implemented these procedures in a timely manner following the notification of this finding in the previous fiscal year.</p>
2019-052	Public Instruction	<p><u>Fiscal Monitoring Results Were Not Communicated Timely</u></p> <p>Full corrective action has been taken.</p>

SUMMARY SCHEDULE OF PRIOR AUDIT FINDINGS

For the Fiscal Year Ended June 30, 2020

Original Finding Number **	State Department	Current Status of Prior Audit Finding
2019-053	Winston-Salem State University	<p><u>Deficiencies in Cash Management</u></p> <p>Full corrective action has been taken.</p>
2019-054	Health and Human Services	<p><u>Inadequate Monitoring of Program Recipients</u></p> <p>Partial corrective action has been taken. The NC Division of Social Services (DSS) is having periodic meetings on the family reunification services monitoring process; however, the monitoring plan that ensures compliance with all Federal requirements has not been fully developed and is expected to be completed by June 30, 2021.</p> <p>The monitoring processes, which include progress and data reports, desk-top monitoring, and/or site visits to county child welfare agencies; and monitoring schedules were adjusted as a result of the COVID-19 Pandemic. The first monitoring cycle will require a full fiscal year and is expected to be completed by June 30, 2021.</p>
2019-055	Health and Human Services	<p><u>Deficiencies in the TANF Eligibility Determination Process</u></p> <p>Partial corrective action has been taken.</p> <p><u>Division of Child Development and Early Education</u></p> <p>The Division of Child Development and Early Education (DCDEE) implemented emergency programs within the realm of childcare subsidy and a new timeline for addressing and correcting the errors.</p> <ul style="list-style-type: none"> • All counties cited with an error will be notified of the error by October 30, 2020. • Each cited county will be given three months from the date of notification to have the error corrected and recoup the funds associated with the error. The Subsidy Services Technical Assistance Consultants will work with the counties to review each error and provide instructions and guidance to correct the errors in NC FAST. • The Subsidy Services Technical Assistance Consultants will review policy and procedures with the county staff that made the errors by April 30, 2021. • The Subsidy Services Technical Assistance Consultants will complete quarterly technical assistance (TA) visits with each county and review the policy and procedures related to the technical and eligibility errors. Onsite visits were temporarily suspended due to the COVID-19 Pandemic. The consultants are now having quarterly TA meetings with their assigned counties virtually. These meetings will occur with the cited counties by April 30, 2021. • The Subsidy Services Technical Assistance Consultants typically have biannual regional trainings, but these have been suspended due

SUMMARY SCHEDULE OF PRIOR AUDIT FINDINGS

For the Fiscal Year Ended June 30, 2020

Original Finding Number **	State Department	Current Status of Prior Audit Finding
		to the COVID-19 Pandemic. However, virtual regional trainings will be scheduled and completed by April 30, 2021 and the policies and procedures related to the technical and eligibility errors will be reviewed as part of these trainings.
		<u>Division of Social Services</u> All counties department of social services cited with an error in the audit were: <ul style="list-style-type: none"> • Notified of the error, • Provided specific instructions on how to correct the error and recoup the associated funds, • Assisted with the creation of their Program Improvement Plans, • Given thirty (30) days in writing to complete the corrective action process; and • Provided training on policy and procedures related to the technical and eligibility errors. <p>The Work First Compliance Consultant will conduct an audit follow-up three months following the approval of the Program Improvement Plans. This is expected to be completed by October 7, 2020.</p> <p>The Operational Support Team will provide technical assistance with all assigned county DSS staff through consultation. The Work First Monitoring Team will monitor all counties, for the eligibility errors identified through the audit process, in accordance with the monitoring plan. This is expected to be completed by June 30, 2021.</p>
2019-056	Health and Human Services	<u>Inaccurate TANF Data on Families Was Submitted to the Federal Government</u> Full corrective action has been taken.
2019-057	Health and Human Services	<u>Subrecipient Monitoring Procedures Need Improvement</u> Partial corrective action has been taken. <u>Division of Social Services</u> Corrective actions were completed on or before July 31, 2019. <u>Division of Aging and Adult Services</u> Corrective actions were completed on or before July 31, 2019. <u>Division of Mental Health/Development Disabilities/Substance Abuse Services</u> Processes were updated to ensure that the federal regulations requiring specific award notifications are met. The allocation letters were updated to include all required award information and will be used upon the state fiscal

SUMMARY SCHEDULE OF PRIOR AUDIT FINDINGS

For the Fiscal Year Ended June 30, 2020

Original Finding Number **	State Department	Current Status of Prior Audit Finding
		<p>year allocations for federal grants. Those allocations are underway and will be sent to the Local Management Entity-Managed Care Organizations.</p> <p>Anticipated completion date: October 31, 2021.</p>
2019-058	Health and Human Services	<p><u>Errors in Medicaid Provider Billing and Payment Process</u></p> <p>Partial corrective action has been taken. The Department reviewed each error to determine if an overpayment exists. Due to the COVID-19 public health emergency, the Department temporarily suspended issuing administrative recoupments not based on credible allegations of fraud. The Department will issue appropriate overpayment notices to providers and adhere to COVID-19 temporary relief guidelines as necessary. The Federal share of the overpayment will be returned to the federal entity and reported on the CMS-64 on the March 31, 2021 quarter end.</p>
2019-059	Health and Human Services	<p><u>Medicaid Disproportionate Share Hospital Payment Made Incorrectly</u></p> <p>Full corrective action has been taken.</p>
2019-060	Health and Human Services	<p><u>Lack of Quality Assurance Procedures Increased Risk of Undetected Errors</u></p> <p>Partial corrective action has been taken. The Department continues to enhance monitoring procedures of prior approval vendors as necessary to ensure pertinent criteria is addressed. Updated monitoring procedures were completed and approved for three of the five vendors. Drafts of updated monitoring procedures for the remaining two are in the approval review process. Final approval for the monitoring plans is expected to be completed by March 31, 2021.</p>
2019-061	Health and Human Services	<p><u>Deficiencies in System Access</u></p> <p>Full corrective action has been taken.</p>
2019-062	Health and Human Services	<p><u>Deficiencies in the Medicaid Provider Enrollment and Termination Process</u></p> <p>Full corrective action has been taken.</p>
2019-063	Health and Human Services	<p><u>Deficiencies in the Medicaid Eligibility Determination Process</u></p> <p>Partial corrective action has been taken. The Department addressed county eligibility determination issues identified during the State Fiscal Year 2019 audit in the Medicaid Eligibility Support Team Cluster Meeting. The Medicaid Operational Support team will utilize noted trends of errors found in this audit and others to develop future trainings. In addition, the pilot for the county staff NC FAST Certification Program is anticipated to launch in October 2020.</p> <p>The overpayments of Medicaid claims were recouped from the relevant counties. The return of the Federal share will be reported on the CMS-64 on the September 30, 2020 quarter end.</p>

SUMMARY SCHEDULE OF PRIOR AUDIT FINDINGS

For the Fiscal Year Ended June 30, 2020

Original Finding Number **	State Department	Current Status of Prior Audit Finding
2019-064	Health and Human Services	<p><u>Business Continuity and Disaster Recovery Plan Not Tested</u></p> <p>Partial corrective action has been taken. The Department is committed to maintaining information security and system access controls. As a result, we have implemented corrective actions to address the risks identified by the audit team. These corrective actions have been detailed in a response separately submitted to the State Auditor. Any potential security risks or noncompliance are given the highest priority by the Department and corrective actions will be monitored.</p>
2019-065	Health and Human Services	<p><u>Delayed Remediation of Weaknesses</u></p> <p>Partial corrective action has been taken. The Department is committed to maintaining information security and system access controls. As a result, we have implemented corrective actions to address the risks identified by the audit team. These corrective actions have been detailed in a response separately submitted to the State Auditor. Any potential security risks or noncompliance are given the highest priority by the Department and corrective actions will be monitored.</p>
2019-066	Health and Human Services	<p><u>Delayed Remediation of Weaknesses</u></p> <p>Partial corrective action has been taken. The Department is committed to maintaining information security and system access controls. As a result, we have implemented corrective actions to address the risks identified by the audit team. These corrective actions have been detailed in a response separately submitted to the State Auditor. Any potential security risks or noncompliance are given the highest priority by the Department and corrective actions will be monitored.</p>
2019-067	Health and Human Services	<p><u>Subrecipient Monitoring Procedures Need Improvement</u></p> <p>Partial corrective action has been taken. This prior audit finding contains two elements:</p> <ul style="list-style-type: none"> • The Department's Annual Systems Performance Review (ASPR) monitoring tools for the seven Local Management Entity-Managed Care Organizations (LME-MCOs) were updated to include the Opioid State Targeted Response (Opioid) grant. The corrective action was not fully implemented as these reviews were delayed due to the Coronavirus (Covid-19) pandemic. When the annual reviews are engaged and the tool is applied, full corrective action will be achieved. • Processes have been updated to ensure that the federal regulations requiring specific award notifications are met. The allocation letters were updated to include all required award information and will be used for state fiscal year 2021 allocations for federal grants. Those allocations are underway, and this corrective action plan will be completed when those are sent to LME-MCOs.

The corrective action plan date has been extended to October 31, 2021.

SUMMARY SCHEDULE OF PRIOR AUDIT FINDINGS

For the Fiscal Year Ended June 30, 2020

Original Finding Number **	State Department	Current Status of Prior Audit Finding
2019-068	Winston-Salem State University	<p><u>Deficiencies in Cash Management</u></p> <p>Full corrective action has been taken.</p>
2019-069	Health and Human Services	<p><u>Subrecipient Monitoring Needs Improvement</u></p> <p>Partial corrective action has been taken. This prior audit finding contains two elements:</p> <ul style="list-style-type: none"> The Department has made significant progress on the subrecipient monitoring plan to achieve current status with the annual settlement review and the audit cycles of the Local Management Entity-Managed Care Organizations (LME-MCOs). The state fiscal years (SFY) 2018 and 2019 cycles started as planned in early 2020. The earliest the SFY 2019 audit could be engaged was January 2020. The LME-MCO's settlement audit cycle was considered current as of those engagements. <p>However, the Coronavirus (COVID-19) pandemic has had a significant impact on continued progress. Two of the LME-MCOs were actively engaged with the SFY 2019 audits, but those have paused due to COVID-19. Three additional LME-MCOs are ready to be actively engaged on both the SFY 2018 as well as the SFY 2019 audit cycles when it is possible.</p> <p>The earliest that the SFY 2020 audit cycle could begin would be January 2021. This would be a fact even in the absence of a pandemic. The Department plans to meet that target date and engage in the SFY 2020 audit cycle with at least two LME-MCOs if the impact of global health emergency weakens enough to allow for that action. However, it is not likely that all seven of the SFY 2019 settlement audits will be completed as of December 31, 2020 as planned.</p> <ul style="list-style-type: none"> The Department's processes were updated to ensure that the federal regulations requiring specific award notifications are met. The allocation letters have been updated to include all required award information and will be used upon the SFY 2021 allocations for federal grants. Those allocations are underway, and this corrective action plan will be completed when those are sent to the LME-MCOs. <p>The corrective action plan date has been extended to October 31, 2021.</p>
2019-070	Public Safety	<p><u>Inadequate Subrecipient Monitoring</u></p> <p>Full corrective action has been taken.</p>

** The first four digits denote the June 30 fiscal year-end in which the finding initially occurred.

**Corrective Action Plan
For the Year Ended June 30, 2020**



State of North Carolina Office of the State Controller

LINDA COMBS
STATE CONTROLLER

March 22, 2021

The Honorable Beth A. Wood, State Auditor
Office of the State Auditor
2 South Salisbury Street
20601 Mail Service Center
Raleigh, North Carolina 27699-0600

Dear Auditor Wood:

We are providing the following corrective action plans for findings identified in connection with your audit of the major federal programs of the State of North Carolina for the year ended June 30, 2020, in accordance with the Single Audit Act and the audit requirements of Title 2 U.S. Code of Federal Regulations (CFR) Part 200, *Uniform Administrative Requirements, Cost Principles, and Audit Requirements for Federal Awards* (Uniform Guidance).

In accordance with 2 CFR 200.511(c), a corrective action plan, separate from the previously provided management's written response, has been prepared for each audit finding. The corrective action plan includes the corrective actions planned, the anticipated completion date, and the contact information for the person responsible for implementing the corrective action.

Respectfully Submitted,

Linda Combs

MAILING ADDRESS: 1410 Mail Service Center, Raleigh, North Carolina 27699-1410
STREET ADDRESS: 3512 Bush Street, Raleigh, North Carolina 27609
Phone (919) 707-0500 ~ <http://www.osc.nc.gov> ~~ An EEO/AA/AWD Employer

CORRECTIVE ACTION PLAN

For the Fiscal Year Ended June 30, 2020

Finding Number	Department/ Contact Person/ Phone Number	Corrective Action Planned
2020-001	Public Safety/ NC Governor's Crime Commission Caroline Valand (919) 733-4564	<p><u>Inadequate Subrecipient Monitoring</u></p> <p>The Governor's Crime Commission (GCC) is committed to administering grant funds and providing high level services and resources to our subrecipients while continuing to remain in compliance with our federal, state, and local partners.</p> <p>To address the findings, the GCC management will provide a more robust training to new staff and offer refresher courses for current employees, if warranted, to ensure subrecipient monitoring requirements and grant management processes are successfully achieved. The GCC will also improve notifications within our online grant management system (GEMS) to ensure timelines are met.</p> <p><i>Anticipated Completion Date:</i> June 30, 2021.</p>
2020-002	Elizabeth City State University Suresh Murugan (252) 335-3339	<p><u>Information Security Program Does Not Meet Minimum Federal Requirements</u></p> <p>ECSU will complete the following actions below:</p> <ul style="list-style-type: none"> • ECSU acknowledges that the position responsible for coordinating information security programs is currently vacant and plans to hire within the next two months. • In the interim, staff will be designated to monitor the process until the position is filled. • A risk assessment will be completed once staff is permanently hired and a risk assessment plan will be created to manage this process moving forward. • Steps will be taken to ensure continued education/training of staff in the Division of Information Technology regarding the regulations related to information security. <p><i>Anticipated Completion Date:</i> May 2021.</p>
2020-003	Fayetteville State University Sarah D. Baker (910) 672-1858	<p><u>Untimely Return of Title IV Funds</u></p> <p>To correct the issue, the University has implemented the following corrective actions:</p> <ul style="list-style-type: none"> • Additional communication has been added to Canvas to remind faculty of critical deadlines. The University will continue to send communication to faculty regarding the importance of timely submission of grades to identify students who are unofficially withdrawn. • The Registrar will monitor 20% of the unofficial withdrawals at the end of each term. <p><i>Corrective action was completed on:</i> February 12, 2021.</p>

CORRECTIVE ACTION PLANFor the Fiscal Year Ended June 30, 2020

Finding Number	Department/ Contact Person/ Phone Number	Corrective Action Planned
2020-004	North Carolina Agricultural and Technical State University Sherri Avent, Financial Aid Director (336) 334-7973	<p><u>Deficiencies in Cash Management</u></p> <p>North Carolina Agricultural and Technical State University (NCAT) has developed monitoring procedures for the drawdown process of federal funds to ensure the amount awarded does not exceed the immediate need for disbursements. NCAT will review and adjust its monitoring and closeout procedures to ensure all changes made to students' awards requiring funds be returned to the federal government are performed in a timely manner, especially after the funds have been initially closed out.</p> <p>North Carolina Agricultural and Technical State University identified and returned the required funds in accordance with the federal compliance requirement. Once the programs have been successfully closed, the respective funds will be locked. A request must be made to the Director to unlock the funds.</p> <p>All staff have and will continue to be notified each year as programs are closed. Changes to a student's award, after the closeout of the Programs, must be approved by the Director. The Director of Financial Aid and the Associate Director will closely monitor the programs after the closeout year to ensure that any adjustments made are fully communicated.</p> <p><i>Corrective action was completed on: September 2020.</i></p>
2020-005	Roanoke-Chowan Community College Angela Bagley, Controller (252) 862-1316	<p><u>Errors in Return of Title IV Funds</u></p> <p>The errors in the Return of Title IV funds were the result of staff not running the Financial Aid posting process in a timely manner. Therefore, the reduction in student Financial Aid awards was not completed within 45 days, once the College became aware that students had withdrawn. The Financial Aid staff performed R2T4 within the 45-day time requirement, but the Financial Aid transmittal posting process was not completed by the Business Office staff as specified by College procedures. This oversight was due to the Business Office not having trained staff available to complete the Financial Aid posting process during the time period in which this error occurred.</p> <p>R-CCC has now hired qualified staff to ensure that the Return to Title IV requirement is fulfilled. The College has also implemented a procedure in which electronic messages are sent from the Financial Aid Office to the Business Office when a Financial Aid transmittal posting needs to be completed, and the Business Office responds electronically to the Financial Aid Office, once the posting has been completed. If Financial Aid does not receive that confirmation within several days, the Financial Aid Office will follow-up with the Business Office to see if the posting process was completed.</p> <p>The actual process for R2T4 is the following:</p>

CORRECTIVE ACTION PLAN

For the Fiscal Year Ended June 30, 2020

Finding Number	Department/ Contact Person/ Phone Number	Corrective Action Planned
		<ul style="list-style-type: none"> • The Financial Aid Office (FAO) adjusts the student award by the amount to be returned by the College. • The FAO runs the Financial Aid Transmittal Report (FATR) for returns in the non-update mode. • The Business Office (BO) runs the FATR in the non-update mode to make sure it is the same FATR that the FAO sent to the BO. • If the FATR is unchanged, the BO runs the FATR in update mode. • The BO notifies the FAO that the FATR is complete. • The FAO sends FATR changes to the Department of Education (DOE) using CODE and notifies the student of the award change. • The BO returns funds using G5, if necessary. This step is only necessary if the College has already drawn down funds in excess of what is now showing as total expenses in the General Ledger (GL). Most colleges do not draw down all funds that they are allowed, in order to reduce concern about returning funds because of a R2T4 calculation. • The G5 authorization is reduced by the amount of the return based upon what is reported by CODE. <p>The Controller and the Director of Financial Aid will implement and supervise R2T4.</p> <p><i>Corrective action was completed on:</i> March 15, 2021.</p>
2020-006	Roanoke-Chowan Community College Daniel J. Figler, Vice President of Administrative and Fiscal Services (252) 862-1226	<p><u>Information Security Program Does Not Meet Minimum Federal Requirements</u></p> <p>An Informational Technology Security and Risk Assessment was completed by the NC Community College System Informational Technology Division at Roanoke-Chowan Community College in November 2020 to identify security and risk levels with the ongoing technology, to identify the disclosure of information, to put safeguards in place with the College to minimize disclosures, and to make recommendations for improvement.</p> <p>The College outsourced most of its IT operating platforms and processes to the NC Community College Informational Technology Division last year. The System Office is responsible for the safeguarding of student data maintained in the Colleague databases with the College and instituting controls to minimize the risk of accidental disclosure of such data. These safeguards are being accomplished with stringent password controls (double password sign-ons) and verifiable identities for access. The physical protection of such data remains the responsibility of the College.</p> <p>The IT Division of the System Office and the College are in the process of developing a risk assessment program for safeguarding student financial data as well as employee and personal student information and the</p>

CORRECTIVE ACTION PLAN

For the Fiscal Year Ended June 30, 2020

Finding Number	Department/ Contact Person/ Phone Number	Corrective Action Planned
		<p>disclosure of such information as per the Family Education Rights and Privacy Act (FERPA) and the Gramm-Leach-Bliley Act (15 U.S. Code § 6801 <i>et seq.</i>, hereinafter "GLBA"). This process will involve employees in the Student Services and Business Office Division, who come into contact with such information. This process will become the College's Informational Security Administration and Procedures.</p> <p>The first training will take place in Student Services to educate employees regarding the safeguarding of data as per GLBA. Using these initial training results, the College will establish a 'base line' to develop customized training programs for ongoing employee training. To ensure compliance with disclosure of information, the software KnowBe4 will be used as the training portion to familiarize employees with data protection. KnowBe4 was purchased by the NC Community College System Office in 2019 to be used by colleges in the system to help familiarize employees and students with ongoing training sessions regarding identify theft, cyber security threats, safeguarding sensitive information, password protection, ransomware, malware, and other vulnerable issues dealing with protected data. These training sessions will be individualized and conducted several times per year, specifically on Professional Development Days, which are designed for employees to complete trainings. Remedial training will also be offered, if needed.</p> <p>The IT Division of the System Office will work with the College and the Systems Administrator in setting up the training sessions with Student Services and Business Office employees.</p> <p>The annual trainings will ensure compliance with educating the workforce and the students.</p> <p>Students will also receive customized training similar to college employees, including password protection, identity theft, FERPA as it relates to students and families, and safeguarding personal information. These types of training will be conducted during student orientation and introduced in college preparatory courses, such as ACA 111 College Student Success.</p> <p>The Vice President of Administrative and Fiscal Services will implement the risk assessment plan and supervise annual trainings.</p> <p><i>Corrective action was completed on:</i> March 15, 2021.</p>
2020-007	Public Instruction Sue Kearney (984) 236-2352	<p><u>Funds Reserved for School Improvement Activities Used Elsewhere</u></p> <p>The Financial Services Division within DPI formed a new Grant Section in March 2020, which consists of a Grant Accountant and two General Accountants. The major objective for this section is to monitor, review, approve and reconcile all federal fund draws. The Grant Section works with program managers and the budget section to ensure that budget allocations are correct. The Grant Section reconciles the agency's 208 report to the federal USED GS report to ensure drawdown accuracy by program.</p> <p><i>Anticipated Completion Date:</i> June 30, 2021.</p>

CORRECTIVE ACTION PLANFor the Fiscal Year Ended June 30, 2020

Finding Number	Department/ Contact Person/ Phone Number	Corrective Action Planned
2020-008	Public Instruction LaTricia Townsend (984) 236-2786	<u>Inadequate Award Communication</u> For Title I, Part A, the grant award notification letter has been amended to include the period of availability and is now in use during the new fiscal year. For both Title I, Part A and 21 st CCLC, a standard operating procedure for grant award letter tracking processes was developed and is in use. It includes the use of a centralized tracking document to ensure letters are sent with in the required timeframe. <i>Anticipated Completion Date:</i> June 30, 2021.
2020-009	Public Instruction Sue Kearney (984) 236-2352	<u>Unallowable Award Liquidation</u> The Financial Services Division within DPI developed and implemented general operating procedures for IDEA funding oversight in August 2020. These procedures clearly articulate the process for completing reallocations, the requirements that must be satisfied when reallocating funds, and any timing limitations for reallocation of funds (including a prohibition on reallocating funds during the liquidation period). DPI worked diligently to implement these procedures in a timely manner following the notification of this issue in the previous fiscal year. Unfortunately, by the time the issue was identified, it had already been repeated in the subsequent award year (which was a previous fiscal year). <i>Anticipated Completion Date:</i> June 30, 2021.
2020-010	Public Instruction Amanda Byrd (984) 236-2597	<u>Inadequate Award Communication</u> The Exceptional Children division, which oversees the Special Education grant, has engaged in collaborative corrective action to ensure proper notification of grant awards. The division has worked with other federal programs and school business in the development of a grant award notification letter to include the required components, including the grant award amount, federal award identification number, and period of availability. These tasks are in the process of being formally operationalized and documented in internal procedures to ensure timely future compliance. <i>Anticipated Completion Date:</i> June 30, 2021.
2020-011	Elizabeth City State University Suresh Murugan (252) 335-3339	<u>Information Security Program Does Not Meet Minimum Federal Requirements</u> See 2020-002 for Corrective Action Plan.

CORRECTIVE ACTION PLANFor the Fiscal Year Ended June 30, 2020

Finding Number	Department/ Contact Person/ Phone Number	Corrective Action Planned
2020-012	North Carolina Agricultural and Technical State University Sherri Avent, Financial Aid Director (336) 334-7973	<u>Deficiencies in Cash Management</u> See 2020-004 for Corrective Action Plan.
2020-013	Roanoke-Chowan Community College Daniel J. Figler, Vice President of Administrative and Fiscal Services (252) 862-1226	<u>Information Security Program Does Not Meet Minimum Federal Requirements</u> See 2020-006 for Corrective Action Plan.
2020-014	Public Instruction Marty Tobey (336) 991-8521	<u>Inadequate Award Communication</u> The CTE regional services team has adopted DPI's Universal GAN template which includes the required information, including the federal award identification number. The completed document will be sent to all school districts in the month of June as part of their Perkins Grant Award Notification. <i>Anticipated Completion Date:</i> June 30, 2021.
2020-015	Cleveland Community College Emily Hurd (704) 669-4321	<u>Deficiencies in Transfer Monitoring</u> The steps taken to address the recommendation follows. The Financial Aid Office reviewed the College's workflow for transfer monitoring and compared to the latest version of the North Carolina Community Colleges System (NCCS) workflow. Minor changes were made to the College's internal workflow to ensure all required information is performed accurately within the transfer monitoring process. Additionally, the College updated the workflow to include timeframes for when each step must be performed, and recurring reminders have been added to the calendar for the Assistant Director of Financial Aid. Finally, the Director of Enrollment Services and Assistant Director of Financial Aid participated training based on NCCCS transfer monitoring training materials. After implementing the new workflow, the Director of Enrollment Services assisted during the first transfer monitoring cycle for the fall 2020 term and observed the Assistant Director of Financial Aid perform this responsibility the following cycles. The College has a clear understanding of the transfer monitoring process. <i>Corrective action was completed on:</i> September 23, 2020.

CORRECTIVE ACTION PLANFor the Fiscal Year Ended June 30, 2020

Finding Number	Department/ Contact Person/ Phone Number	Corrective Action Planned
2020-016	Elizabeth City State University Farrah J. Ward (252) 335-8549	<u>Enrollment Status Reporting Errors</u> ECSU will complete the following actions below: <ul style="list-style-type: none">• The Office of the Registrar will develop a process to ensure that information reported to NSLDS through the National Clearing house is updated in a timely manner.• ECSU will work with the National Clearing House auditing division to identify any weakness in our current reporting process and address them accordingly.• Steps will be taken to ensure continued education/training of the Office of the Registrar staff on the graduated student file submission process using the National Student Clearinghouse Academy webinars. <i>Anticipated Completion Date: May 2021.</i>
2020-017	Elizabeth City State University Suresh Murugan (252) 335-3339	<u>Information Security Program Does Not Meet Minimum Federal Requirements</u> See 2020-002 for Corrective Action Plan.
2020-018	Fayetteville State University Sarah D. Baker (910) 672-1858	<u>Enrollment Status Reporting Errors</u> To correct the issue, the University has implemented the following corrective actions: <ul style="list-style-type: none">• The University provided critical information to administration, faculty, and staff regarding the timeliness of grade submissions and other documentation required by the Office of the Registrar to complete critical end of term processing.• The Registrar will continue to send notifications to faculty of critical deadlines via email and Canvas.• Steps have been taken to ensure continued education/training of the Office of the Registrar staff on the graduated student file submission process using the National Student Clearinghouse Academy webinars.• Multiple graduation only files will be sent to the National Student Clearinghouse during the degree clearance process.• The Registrar leadership has been granted access to NSLDS to monitor the information reported to NSLDS through the National Student Clearinghouse to ensure accurate reporting of University

CORRECTIVE ACTION PLANFor the Fiscal Year Ended June 30, 2020

Finding Number	Department/ Contact Person/ Phone Number	Corrective Action Planned
		records. The Registrar will trace 15% of graduated students at the end of each fall and spring term. <i>Corrective action was completed on: February 12, 2021.</i>
2020-019	Fayetteville State University Sarah D. Baker (910) 672-1858	<u>Untimely Return of Title IV Funds</u> See 2020-003 for Corrective Action Plan.
2020-020	North Carolina Agricultural and Technical State University Sherri Avent, Financial Aid Director (336) 334-7973	<u>Deficiencies in Cash Management</u> See 2020-004 for Corrective Action Plan.
2020-021	Roanoke-Chowan Community College J. Darius Greene Dean of Student Services (252) 862-1267	<u>Enrollment Status Reporting Errors</u> The College is strengthening its current procedure to monitor changes, knowing that there is a delay with posting enrollment status changes to both the National Student Clearinghouse (NSC) and National Student Loan Database System (NSLDS), and that the delay is putting the College out of compliance. The following updated procedures have been put in place to ensure that the College is compliant with the Federal regulations: <ul style="list-style-type: none">• The Office of the Registrar will provide the Financial Aid Office with enrollment status changes weekly. The Office of Financial Aid will update any changes in the NSLDS.• The Office of the Registrar will work to put safeguards in place to monitor the submissions of the enrollment reports to NSC, including submitting files earlier and more frequently.• The Office of the Registrar will provide a copy to the Financial Aid Office of the enrollment reports that are submitted to NSC. If further enrollment status updates are necessary, the Financial Aid Office will update changes in NSLDS.• Once enrollment reports are submitted to NSC, if a NCS Student Status Confirmation Report (SSCR) Error Report is received, the Registrar will review and process the NSC SSCR Error Report corrections upon receipt of the report.

CORRECTIVE ACTION PLANFor the Fiscal Year Ended June 30, 2020

Finding Number	Department/ Contact Person/ Phone Number	Corrective Action Planned
		<p>The Dean of Student Services, Registrar and Director of Financial Aid will oversee the development and implementation of the Enrollment Status Reporting procedures.</p> <p><i>Corrective action was completed on: March 15, 2021.</i></p>
2020-022	Roanoke-Chowan Community College Angela Bagley, Controller (252) 862-1316	<p><u>Errors in Return of Title IV Funds</u></p> <p>See 2020-005 for Corrective Action Plan.</p>
2020-023	Roanoke-Chowan Community College Daniel J. Figler, Vice President of Administrative and Fiscal Services (252) 862-1226	<p><u>Information Security Program Does Not Meet Minimum Federal Requirements</u></p> <p>See 2020-006 for Corrective Action Plan.</p>
2020-024	Public Instruction Amanda Byrd (984) 236-2597	<p><u>Inadequate Award Communication</u></p> <p>See 2020-010 for Corrective Action Plan.</p>
2020-025	Elizabeth City State University Farrah J. Ward (252) 335-8549	<p><u>Enrollment Status Reporting Errors</u></p> <p>See 2020-016 for Corrective Action Plan.</p>
2020-026	Elizabeth City State University Suresh Murugan (252) 335-3339	<p><u>Information Security Program Does Not Meet Minimum Federal Requirements</u></p> <p>See 2020-002 for Corrective Action Plan.</p>
2020-027	Fayetteville State University Sarah D. Baker (910) 672-1858	<p><u>Enrollment Status Reporting Errors</u></p> <p>See 2020-018 for Corrective Action Plan.</p>

CORRECTIVE ACTION PLANFor the Fiscal Year Ended June 30, 2020

Finding Number	Department/ Contact Person/ Phone Number	Corrective Action Planned
2020-028	Fayetteville State University Sarah D. Baker (910) 672-1858	<u>Untimely Return of Title IV Funds</u> See 2020-003 for Corrective Action Plan.
2020-029	North Carolina Agricultural and Technical State University Sherri Avent, Financial Aid Director (336) 334-7973	<u>Deficiencies in Cash Management</u> See 2020-004 for Corrective Action Plan.
2020-030	Public Instruction LaTricia Townsend (984) 236-2786	<u>Inadequate Award Communication</u> See 2020-008 for Corrective Action Plan.
2020-031	Elizabeth City State University Suresh Murugan (252) 335-3339	<u>Information Security Program Does Not Meet Minimum Federal Requirements</u> See 2020-002 for Corrective Action Plan.
2020-032	North Carolina Agricultural and Technical State University Sherri Avent, Financial Aid Director (336) 334-7973	<u>Deficiencies in Cash Management</u> See 2020-004 for Corrective Action Plan.
2020-033	Health and Human Services Lisa Cauley (919) 527-6401	<u>Inadequate Monitoring of Program Expenditures</u> In 2020, the NC Division of Social Services (DSS) established the Family Reunification Monitoring Steering Committee to implement and oversee the monitoring effort. Through the committee, DSS developed procedures, devised the monitoring plan, and updated the Family Reunification Services Policy and the Service Information System (SIS) Code Definitions to reflect the new monitoring procedures. The timeline of monitoring activities was impacted by the division's COVID response. However, DSS plans to monitor selected pilot counties by the established deadline. <i>Anticipated Completion Date:</i> December 31, 2021.

CORRECTIVE ACTION PLAN

For the Fiscal Year Ended June 30, 2020

Finding Number	Department/ Contact Person/ Phone Number	Corrective Action Planned
2020-034	Health and Human Services Lisa Cauley (919) 527-6401	<p><u>Deficiencies in the Adoption Assistance Title IV-E Eligibility Determination Process</u></p> <p>The State DSS notified the County of the inaccurate eligibility determination. In September 2020, the County paid back the Title IV-E share for the period the error applied and claimed any allowable Title IV-B funds for that period. The County DSS will continue to claim Title IV-B funds for this beneficiary going forward.</p> <p>The State DSS will develop a 5012 Adoption Assistance Eligibility Training Curriculum for the DSS county in error. The training will be provided virtually and available to all counties.</p> <p><i>Anticipated Completion Date:</i> June 30, 2021.</p>
2020-035	Health and Human Services Christina Bunch, Provider Operations Associate Director (919) 215-6993	<p><u>Deficiencies in the CHIP and Medicaid Provider Enrollment and Termination Process</u></p> <p>The Department created Customer Service Request (CSR) 2435 to require primary source verification for all provider types including organizations for all re-verification/re-credentialing applications. The Department will implement the CSR upon the ending of the public health emergency.</p> <p>The Department will submit a new CSR for General Dynamics Information Technology (GDIT) to automate screening searches in the NC Provider Penalty Tracking Database and the CMS Adverse Action Report.</p> <p>The Department will continue to monitor applications monthly according to the Monitoring Plan to ensure the Fiscal Agent follows-up on results from background checks and the NC Provider Penalty Tracking database as required. In addition, new procedures and monitoring activities established to specifically monitor samples of applications with negative background results are currently in the approval process.</p> <p><i>Anticipated Completion Date:</i> February 2022.</p>
2020-036	Health and Human Services Christina Bunch, Provider Operations Associate Director (919) 215-6993	<p><u>CHIP and Medicaid Provider Enrollment Screening Process Needs Improvement</u></p> <p>The Department will evaluate the methods available to verify the accuracy of ownership information and implement appropriate policies and procedures.</p> <p><i>Anticipated Completion Date:</i> February 2022.</p>
2020-037	Health and Human Services Kris Horton (919) 527-7707 Reggie Little (919) 527-7621	<p><u>Errors in Medicaid Provider Billing and Payment Process</u></p> <p>The Department will analyze each error and validate the associated questioned costs. A Tentative Notice of Overpayment (TNO) will be sent to each provider to recoup any overpayment made. Provider Education Letters will be sent to all providers with identified errors. Notices will be sent on or before May 31, 2021.</p>

CORRECTIVE ACTION PLAN

For the Fiscal Year Ended June 30, 2020

Finding Number	Department/ Contact Person/ Phone Number	Corrective Action Planned
		<p>The Department will conduct a six-month post payment review of the affected providers' fee-for-service paid claims to ensure errors are not recurring.</p> <p>The Department will send communication clarifying the instructions for reprocessing claims during the Coronavirus public healthcare pandemic to its fiscal agent, General Dynamics Information Technology (GDIT). GDIT will be required to acknowledge receipt of the communication. In addition, GDIT will be advised to identify to the State and reprocess all claims that were excluded from the processing when the original File Maintenance Requests were submitted due to GDIT's misunderstanding.</p> <p><i>Anticipated Completion Date: August 31, 2021.</i></p>
2020-038	Health and Human Services Beth Daniel (919) 527-7648	<p><u>Lack of Quality Assurance Procedures Increased Risk of Undetected Errors</u></p> <p>In July 2020, the Department implemented a documented monitoring plan for one of the two vendors noted in the audit. The Department will complete documentation of the monitoring plan for the remaining vendor. The monitoring plan will include the following criteria:</p> <ul style="list-style-type: none"> • Population Description • Sample Size • Frequency • Role Responsible • Monitoring evidence • Reviewer and evidence • Response to contractor • Corrective Action Plan Follow-up Procedures • Resolution documentation <p><i>Anticipated Completion Date: August 31, 2021.</i></p>
2020-039	Health and Human Services Christina Bunch, Provider Operations Associate Director (919) 215-6993	<p><u>Deficiencies in the CHIP and Medicaid Provider Enrollment and Termination Process</u></p> <p>See 2020-035 for Corrective Action Plan.</p>
2020-040	Health and Human Services Christina Bunch, Provider Operations Associate Director (919) 215-6993	<p><u>CHIP and Medicaid Provider Enrollment Screening Process Needs Improvement</u></p> <p>See 2020-036 for Corrective Action Plan.</p>

ORDERING INFORMATION

COPIES OF THIS REPORT MAY BE OBTAINED BY CONTACTING:

Office of the State Auditor
State of North Carolina
2 South Salisbury Street
20601 Mail Service Center
Raleigh, North Carolina 27699-0600

Telephone: 919-807-7500
Facsimile: 919-807-7647
Internet: <http://www.auditor.nc.gov>



To report alleged incidents of fraud, waste or abuse in state government contact the
Office of the State Auditor Fraud Hotline:

Telephone: 1-800-730-8477

Internet: <http://www.auditor.nc.gov/pub42/Hotline.aspx>

For additional information contact the
North Carolina Office of the State Auditor at:
919-807-7666



The planning and compilation of the statewide federal compliance procedures for the Single Audit Report required 2,657 audit hours at an approximate cost of \$276,328.

The hours and related costs of audits at individual state entities to support the Independent Auditor's Reports contained herein are included in the transmittals issued for those entities.